



# Monthly Building Department Report

---

**To:** Todd Stoughton  
Interim City Manager

**Date:** October 10, 2024

**From:** Raj Ramsingh  
Building Department Director

**Subject:** September 2024 Building Department Report

---

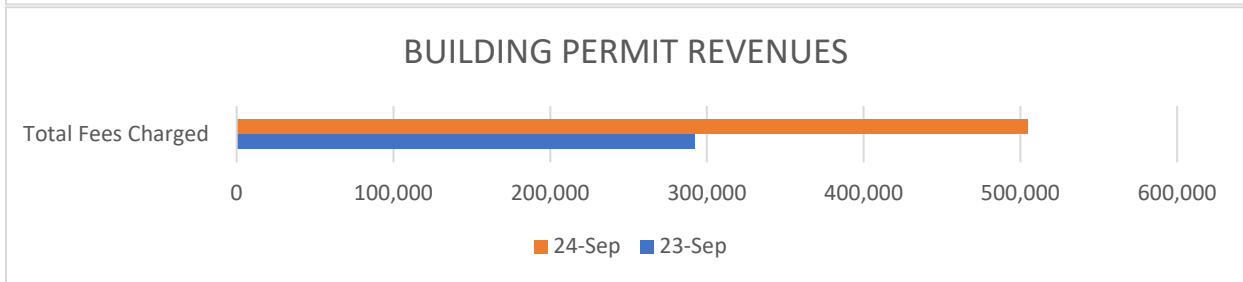
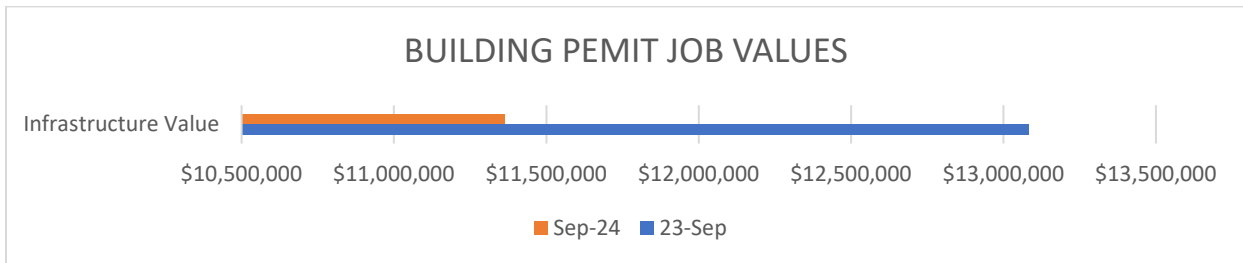
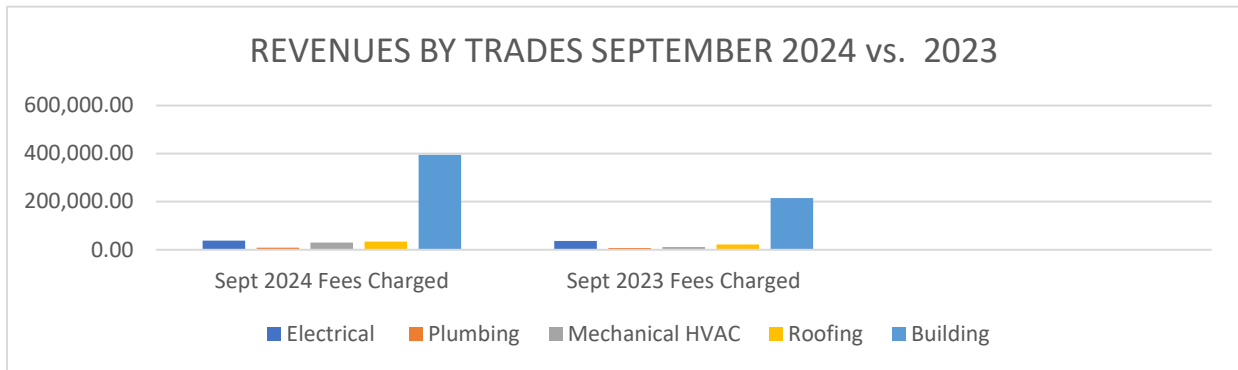
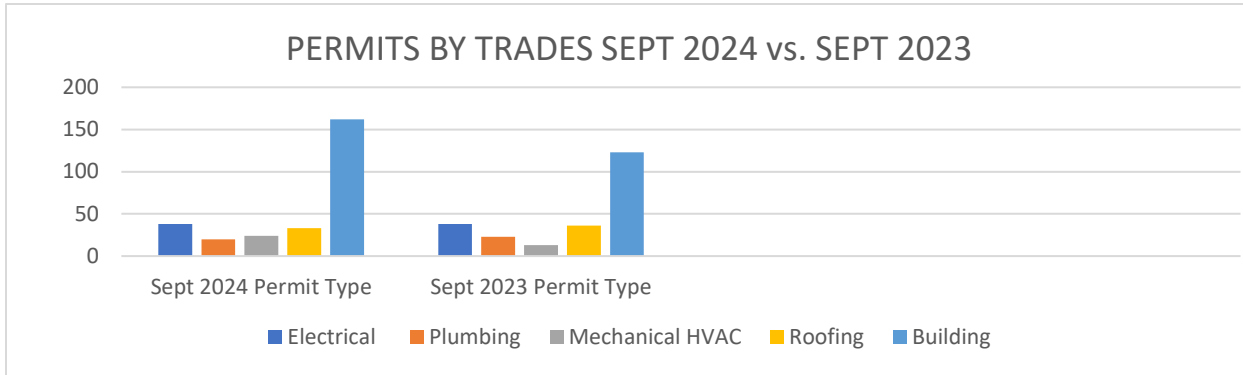
- **Permits**

- 278 Permit Applications Received
  - 179 Permits Issued
    - 1 Void
    - 74 Permits Ready for Pickup
      - 1 Approved
      - 3 Approved w/condition
      - 1 Review Building
    - 19 Permits Completed
  - Total permit projects valuations \$11,361,449
  - Total permit fees charged- \$505,903
  - Total permit fees paid- \$339,802
  - Total fees pending- \$166,101.00
  - 138 Expired permits from 2005 - 2016 were administratively closed.
  - 128 Permits about to expired in September.
    - Email reminders sent to applicants to reinstate permits and request inspections.
    - No required restrictions had to be place on properties for the month of September.
  - Outstanding permit fees are \$131,126 for permit status "Ready for Pickup" in the month of September.

- **Inspections**

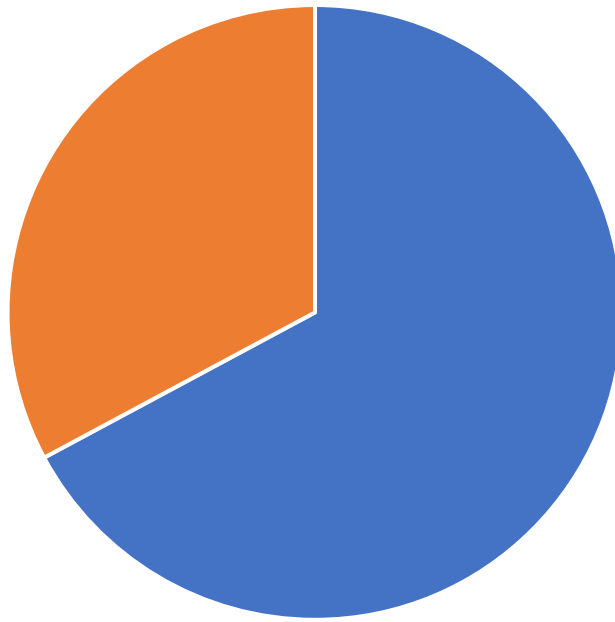
- 650 Complete Inspections
  - 141 completed by Private Providers (Owner's Option)
- 656 Inspections requested
  - 567 were approved
  - 22 partial approval
  - 33 disapproved
  - 23 were cancelled
  - 11 no access given

# SEPT. 2024 vs. SEPT. 2023



DATES	# OF ELECTRICAL	# OF PLUMBING PERMITS	# OF MECHANICAL HVAC	# OF ROOFING PERMITS	# OF BUILDING PERMITS	TOTAL PERMITS	INFRASTRUCTURE VALUE	%	TOTAL FEES CHARGED	%
Sept 2024	38	20	24	33	162	277	\$11,363,449	-.13	\$500,770	.72
Sept 2023	38	23	13	36	123	233	\$13,148,562		292,087	

BUILDING PERMIT FEES SEPTEMBER 2024



■ Collected ■ Outstanding



# Permits Issued - Summary by Type

City of Key West

Date Range Between 9/1/2024 and 9/30/2024

PERMIT TYPE	NUMBER OF PERMITS ISSUED	VALUATION	FEES CHARGED
ACCESSORY STRUCTURE	2	\$495,000.00	\$30,211.93
ADDITION	2	\$366,000.00	\$16,141.27
ASPHALT COATING	1	\$20,000.00	\$463.13
AWNINGS	1	\$7,600.00	\$520.80
DECK	6	\$89,645.00	\$4,752.52
DEMO OTHER	4	\$10,400.00	\$1,399.41
DEMO PARTIAL	4	\$12,500.00	\$1,098.21
DEMO PLUMBING	1	\$1,000.00	\$127.13
DEMOLITION	5	\$225,850.00	\$9,271.01
DOCK	1	\$258,189.00	\$10,671.99
ELECTRIC SOLAR	2	\$76,466.00	\$3,740.71
ELECTRICAL	36	\$820,197.00	\$34,392.21
FENCE	13	\$174,855.00	\$6,304.75
FIRE SPRINKLER SYSTEM	4	\$229,286.00	\$10,286.40
FUEL GAS	1	\$50,000.00	\$2,279.41
HARC	19	\$109,500.00	\$987.93
MECHANICAL HOOD	1	\$14,000.00	\$920.45
MECHANICAL HVAC	23	\$666,595.74	\$28,473.56
MOBILE HOME INSTALLATION	1	\$50,000.00	\$303.69
MULTI FAMILY HOME	1	\$783,870.00	\$33,947.59
OTHER STRUCTURE	2	\$17,725.00	\$1,285.95
PAVERS	2	\$27,000.00	\$1,831.14
PLUMBING	19	\$158,500.00	\$8,422.00
POOL	5	\$274,500.00	\$14,597.70
POOL RESURFACING	8	\$95,000.00	\$4,393.74
RENOVATION EXTERIOR	55	\$2,620,886.53	\$123,622.67
RENOVATION INTERIOR	18	\$1,898,868.58	\$79,166.03
ROOFING	33	\$615,597.00	\$33,528.22
SIGN NO ELECTRIC	2	\$237,710.00	\$12,738.55
SINGLE FAMILY HOME	1	\$651,500.00	\$16,287.86
SITE WORK	3	\$302,548.00	\$12,424.41
SLAB	1	\$2,660.00	\$177.92
<b>Totals:</b>	<b>277</b>	<b>\$11,363,448.85</b>	<b>\$504,770.29</b>





# Permits Issued - Summary by Type

City of Key West

Date Range Between 9/1/2023 and 9/30/2023

PERMIT TYPE	NUMBER OF PERMITS ISSUED	VALUATION	FEES CHARGED	
+	ADDITION	1	\$65,000.00	\$2,250.09
+	ASPHALT COATING	1	\$5,500.00	\$211.44
+	CARPORT	1	\$45,000.00	\$1,232.25
+	DECK	8	\$89,650.00	\$4,469.96
+	DEMO OTHER	3	\$12,285.00	\$557.88
+	DEMO PARTIAL	1	\$3,500.00	\$313.58
+	DEMOLITION	2	\$145,000.00	\$7,551.22
+	ELECTRIC SOLAR	3	\$345,169.00	\$9,861.88
+	ELECTRICAL	34	\$838,324.07	\$26,627.65
+	FENCE	9	\$63,972.86	\$2,519.34
+	FIRE SPRINKLER SYSTEM	2	\$32,870.00	\$1,562.93
+	FIRE SUPPRESSION	1	\$52,500.00	\$51.13
+	FUEL GAS	2	\$4,250.00	\$513.31
+	HARC	6	\$50,100.00	\$343.14
+	MECHANICAL HVAC	13	\$3,474,379.00	\$11,101.36
+	PAVERS	1	\$11,500.00	\$358.99
+	PLUMBING	23	\$196,850.00	\$7,661.11
+	POOL	4	\$305,000.00	\$2,306.43
+	POOL RESURFACING	4	\$19,830.00	\$756.67
+	RENOVATION EXTERIOR	47	\$4,668,604.93	\$154,092.91
+	RENOVATION INTERIOR	18	\$451,850.93	\$13,663.23
+	ROOFING	36	\$1,238,063.00	\$21,981.04
+	SHUTTERS	1	\$2,395.00	\$254.01
+	SIGN NO ELECTRIC	6	\$21,332.00	\$1,606.06
+	SIGN WITH ELECTRIC	1	\$55,672.00	\$2,043.51
+	SINGLE FAMILY HOME	1	\$200,000.00	\$4,901.80
+	SITE WORK	1	\$680,000.00	\$12,789.39
+	TEMPORARY TRAILER	3	\$4,000.00	\$505.14
<b>Totals:</b>		<b>233</b>	<b>\$13,082,597.79</b>	<b>\$292,087.45</b>

