

POLICE & SPECIAL SERVICE VEHICLES 2017



FORD FLEET

Go Further 

ARRESTING



FORTIFYING YOUR FORCE

Our elite squad of law-enforcement vehicles can meet a multitude of tasks. Whether it's patrol or pursuit, surveillance or special investigation, off-road or operations tactical, K-9 unit or communications command – not to mention prisoner transport and public safety – we've got you covered. The formidable Ford lineup of Police Interceptors and Special Service Vehicles featured within is designed to be both effective and protective.

CONTENTS

Police Interceptor® Utility	2
Police Interceptor Sedan	4
SSP Sedan	6
Expedition/LL SSV	8
F-150 SSV	10
Transit PTV	12
Full Ford Family	14
Ford Telematics™ Powered by Telogis®	15
Police Interceptors & SSP Sedan DNA	16
Police Interceptors & SSP Sedan Specs	20
Police Interceptors & SSP Sedan Select Options	20
Police Interceptor Sedan & SSP Sedan Lighting Solutions	32
Police Interceptor Utility Lighting Solutions	34
Police Interceptors & SSP Sedan Factory-installed Lights	36
Police Interceptors & SSP Sedan New Technologies	38
Police Interceptors & SSP Sedan Vinyl Treatments	39
Police Interceptors & SSP Sedan Exterior/Interior Combs	40
Vehicle Special Order (VSO)	41
Expedition/LL SSV Specs	42
F-150 SSV Specs	44
Transit PTV Specs	45
Essential Resources	48
Police Advisory Board	49

*Available feature. †and Licensed Accessory



QUICKEST AND FASTEST UTILITY*

Armed with the 360-hp¹ EcoBoost[®] V6² and standard AWD, it out-accelerates the competition's V8-equipped utility (and all base V8-powered sedans too!) in the most recent official tests by the Michigan State Police and Los Angeles Sheriff's Department, this Police Interceptor clocked the quickest 0-60-mph and 0-100-mph acceleration times, the fastest quarter-mile time, the best top speed in the quarter mile, and the fastest average lap time compared to all utility vehicles! Dominant is the word for it.

An intimidating presence, offering commanding views and more. Front seats feature slim, uniquely shaped bolsters that enable officers to quickly get in, get going and get out. Those minimized bolsters supply ample room for a holstered pistol (left- or right-hand). To allow for a finessed fit, the 6-way power driver's seat is standard. Reconfigure the rear 60/40 split-fold bench as desired, or fold it fully out of the way for 45.1 cu. ft. of load space and a 1,630-lb. standard payload capacity. Devices and dogs can be kept cooler with the auxiliary air conditioning! The trigger-release switch in the overhead console is not only handy, but helps provide added security by locking the mechanism after 45 seconds if unopened. A rear view camera with washer is standard – the camera display in the 4" center-stack LCD screen is standard too, or choose to have that display in the rearview mirror as a no-charge option.

It's purpose-built in the U.S.A. – engineered in Dearborn and assembled in Chicago. As a cost-control measure, a number of components on the Utility are identical to the Sedan. The standard 3.7L V6 and available 3.5L EcoBoost V6 share many parts for simplified service. This holds true for the front seats and brakes. Furthermore, the Police Interceptor key doesn't contain a microchip, meaning cost is minimal for copies and the entire fleet can run with one common design.

*Based on Michigan State Police and Los Angeles Sheriff's Department test results for 2015 models. ¹HybridPower and torque always combined with 23 vehicle fuel-economy feature. ²Assembled in the U.S.A. with domestic and foreign parts.

POLICE INTERCEPTOR[®] UTILITY



POLICE INTERCEPTORSM SEDAN



QUICKEST AND FASTEST SEDAN*

Outfitted with the 385-hp¹ EcoBoostSM V6¹ and standard AWD, it beats pursuit-rated police vehicles (including the V8-equipped ChevroletSM Malibu). The Police InterceptorSM turned in the quickest 0-60-mph and 0-100-mph acceleration times, the fastest quarter-mile time, the best top speed in the quarter mile, and the fastest average lap time versus every other vehicle in the latest official testing by the Michigan State Police and Los Angeles Sheriff's Department! That's pure domination.

Comfort is first-rate and accommodations are first-class.

Finely upholstered in heavy-duty cloth, the power driver's seat accommodates 6 ways and includes manual lumbar support. Slim seat bolsters make getting in and out of the vehicle a quick affair, and they supply ample room for a holstered pistol. The rear bench maximizes space and is wrapped in heavy-duty vinyl. Access is made easy with wide-opening rear-door hinges (a Sedan exclusive). Within the super-capacity trunk, 10.8 cu. ft. of low-floor room stows equipment out of sight. Pull up the flat load floor for the standard full-size spare stationed inside. It's identical to the other 4 wheels and comes ready-to-roll with a TPMS sensor. A side-out, custom-fit electronics tray² and an auto-tuning circulation fan³ are designed to keep conditions temperate for sensitive devices.

It's made in America⁴ specifically for police duty, and it's built on the same platform as the Police Interceptor Utility.

That makes for proficient fleet management due to shared parts and maintenance routines, such as when it comes to servicing the standard 3.7L V6 and available 3.5L EcoBoost V6. This applies to the brake pads, rotors, calipers and much more. Crucially, exact-spec components can also help keep downtime to a minimum.

*Based on Michigan State Police and Los Angeles Sheriff's Department test results for 2016 models. Interceptor and Utility ratings followed with 0.1-second lead. ²Available feature. ³Assembled in the U.S.A. with domestic and foreign parts.






NOW, PURSUIT-RATED EFFICIENCY

It's official: Testing by both the Los Angeles Sheriff's Department (LASD) and Michigan State Police (MSP) certify this street-smart sedan with a pursuit rating. It passed the MSP's 32-lap Gran Turismo Vehicle Dynamics test, and then it completed the LASD's 32-lap Formula Vehicle Dynamics course with flying colors. As a matter of fact, the SSP Sedan – with its standard I-4 engine – achieves faster 0-60-mph and 0-100-mph acceleration times than the legendary V8-powered Crown Victoria Police Interceptor.

The front-wheel-drive SSP Sedan has an EPA-estimated rating of 28 mpg (city), thanks to its turbocharged, direct-injection 2.0L EcoBoost® I-4. Performance figures peak at 240 hp, 270 lb.-ft. of torque* and a top speed of 120 mph. While durability, safety features, and parts commonality remain an integral element, the unique fascia accommodates an Active Drive Shutter System that manages airflow to optimally balance engine cooling and aerodynamics. Accessory-friendly, the 200-amp alternator helps power almost everything an officer could need. A quasi-dual exhaust sports bright tips. Tires are H-speed rated. And unique nemesiate badging designates Special Service Police. Without a doubt, the SSP Sedan is the sensible choice to fulfill the need for a capable vehicle with the DNA of a Police Interceptor.

Administrative, detective or investigative ops. Add the Interior Upgrade Package* which includes heavy-duty cloth rear seating, a uniquely finished center floor console with cupholders, plush carpeted floor mats and premium floor carpeting. Delete exterior police badging; then clip on the set of full-face wheel covers to create a stealth-like appearance.

*1% efficiency rating of 13 city/28 hwy/22 combined mpg. Actual mileage will vary. Performance and output ratings subject to certain conditions. See dealer.



EXPEDITION/EL SSV

SPECIAL SERVICE VEHICLE



SUPERSIZED CRIME-FIGHTER

Expedition/EL SSV delivers bold styling, extraordinary capability, incredible versatility, exceptional comfort and comprehensive safety measures. Ideal for tactical work and extreme off-road duty, this strapping SSV is supplied with a state-of-the-art 3.5L EcoBoost® twin-turbocharged direct-injection engine that delivers a confident 365 hp and 420 lb.-ft. of torque. The benefits of this tenacious powerplant become all the more apparent when taking advantage of the best-in-class* max. 9,200-lb. towing capacity¹ and standard trailer sway control².

You're fortified with 4x4 skid plates, a pair of front tow hooks, and a 3.73 limited-slip rear axle. All-terrain tires with optimized white sidewalls, along with 17" steel wheels, come standard. The grille and door handles are blackened, and running boards are deleted. Well-cushioned cloth adorns the front-row bucket seats, with smooth, heavy-duty vinyl for the reclining and 40/20/40 foldable 2nd row. Easy-Clean vinyl also covers the floor. A handy set of storage bins replaces 3rd-row seating spaces, while the column-mounted shifter creates added room and flexibility up front. Opt for more "show on the go" with the available SSV Upgrade Package (shown) that features 20" bright-machined aluminum wheels with Magnetic-painted windows and black-rodwheel tires. The rear axle is reconfigured to the 4.10 non-limited-slip variety. No matter the situation, you'll take charge of the action in an Expedition/EL SSV.

*Class is Extended Utility based on Ford segmentation. When properly equipped. ¹Maximum tow even advanced technology cannot overcome the laws of physics. ²Always remember to use control as a critical part of an appropriate driver's plan for any condition.





THIS IS THE FUTURE OF TOUGH

When your agency's work calls for the extreme capability and go-anywhere aptitude of a truck, don't settle for anything less than the first and only one in its class with a body and bed fabricated from high-strength, military-grade, aluminum alloys. These aluminum panels don't rust, and they're dent- and ding-resistant. In other words, this SSV is engineered to stand up to punishment. To carry all the material innovation, high-strength steel now comprises up to 78% of its fully boxed, modular frame. It's the strongest frame ever in an F-150. The SSV edition is available on XL SuperCab and SuperCrew® with either the 5.0L Ti-VCT V8 FFV or 3.5L EcoBoost® V6 torque-heavy engines. Pair the EcoBoost V6 with the Max Trailer Towing Package® and a removable 12,200-lb* of class-best max. towing capacity is on tap. Special features also include a 240-amp alternator, cloth front seating without the center section, a vinyl rear bench for ease of maintenance, and the space-saving convenience of a column-mounted shifter. Beyond the standard SSV provisions, class-exclusive smart technologies like the tiltable step and BoxLink™ with locking cleats are available to help you take it all to task.

As a member of America's best-selling truck line¹, 39 years in a row - F-150 is Built Ford Tough® to tow, haul and work hard. The latest F-150 amassed more than 10 million cumulative miles of testing before the first one rolled off the line. In fact, new tests were developed. From acidified spray to the unrelenting heat and abrasive sand of Baja, this truck's been through it all. And back.

*Class is Full Size Pickups under 5,000 lbs. GVWR based on front suspension. **12,200-lb. max. towing capacity. Maximum capacity varies greatly by load. See your Ford Dealer for specific equipment and other restrictions. ©2011 Ford.





TRANSIT PTV
PRISONER TRANSPORT VEHICLE



IMPRESSIVE ACCOMMODATIONS

Compartmentalize with single, double or triple prisoner transport inserts; customize with surveillance cameras, lighting, heating/cooling and more. Versatility also extends to the best-in-class* choice of vehicle configurations. Transit Van is available in 3 roof heights, 3 body lengths, 3 engines and 2 wheelbases. Best-in-class cargo height in the high-roof model lets you carry the big items without hindrance. The cargo box floor is flat, with near-vertical sides for maximum usable space. Max. payload increases 500 lbs. or more, across the board, in Transit Van versus comparably equipped Ford E-Series vans. At up to 4,800 lbs.† this gain in hauling capacity helps Transit master demanding challenges. When extra muscle is required, an impressive gross vehicle weight rating (GVWR) of up to 10,360 lbs.† comes in handy. As does the front overhead console - with built-in storage compartments and dual grab handles - that's standard on medium- and high-roof vans.

To ensure Transit fulfills its missions day after day, development vehicles were punished in durability testing. They had to tow fully loaded trailers up long inclines in 120°F heat. They were also started at -40°F and at over 14,500 ft. They even underwent 250,000 door-slam evaluation cycles, which is nearly 3 times as much scrutiny as what would normally be expected of a vehicle. Built Ford Tough® is built into the DNA of Transit Van, meaning every technological advance has passed exhaustive engineering standards.

*Class is Full Size. †Based on Ford segmentation. Based on body type, body length, wheelbase and roof height. **When properly equipped.

THE FULL FORD FAMILY

Meeting diversified needs, Ford Fleet offers you a balanced, high-quality portfolio, ranging from the extraordinarily efficient to the time-tested tough. Visit fleet.ford.com for more specifics, including color options.

FIESTA

Available models: S, SE, Titanium, ST

FOCUS

Available models: S, SE, Titanium, ST, HS, Electric

C-MAX

Available models: Hybrid SE, Hybrid Titanium, C-MAX Energi SE, C-MAX Energi Titanium

MUSTANG

Available models: V6, EcoBoost® EcoBoost Premium, GT, GT Premium

FUSION

Available models: S, SE, Titanium, Platinum, V6 Sport, Hybrid S, Hybrid SE, Hybrid Titanium, Hybrid Platinum, Fusion Energi SE, Fusion Energi Titanium, Fusion Energi Platinum

TAURUS

Available models: SE, SEL, Limited, SHO

ESCAPE

Available models: S, SE, Titanium

EDGE

Available models: SE, SEL, Titanium, Sport

EXPLORER

Available models: Explorer Base, XLT, Limited, Sport, Platinum

FLEX

Available models: SE, SEL, Limited

EXPEDITION/EXPEDITION EL

Available models: XLT, F (see Lockbox), XLT, Limited, King Ranch® Platinum

F-SERIES

Available models: F-150, F-250 (Pickup only), F-350, F-450, F-550 (Chassis Cab only), F-450, F-750

TRANSIT CONNECT

Available models: Van, Wagon

TRANSIT

Available models: Van, Wagon, Cutaway, Chassis Cab



THE NEXT LEVEL OF OFFICER SAFETY

Ford Telematics™ powered by Telogis® - Law Enforcement Edition! This powerful, purpose-built solution provides insights based on real-time data feeds from Police Interceptor® computer systems.



VIEW REAL-TIME REPORTS

Make smarter fleet management decisions by getting a real-time status of your drivers and vehicles via a single web portal.



PROMOTE DRIVER SAFETY

Safety scorecards and dashboards provide driving insights and help promote safer habits behind the wheel.



INCREASE FLEET EFFICIENCY

Reduce idle time to help improve fuel economy and overall fleet efficiency.



MANAGE VEHICLE HEALTH

Maintain vehicles based on real-world usage, and utilize proactive maintenance alerts to identify issues before they become problems.

To learn more or request a free consultation, go to fleet.ford.com or call 1.888.483.0946

STANDARD FEATURES

Missed driver	Stability/traction-control events	Fleet overview dashboard
Vehicle location	Airbag deployment indicator	Arrested vehicle history
Excessive speeding events	Safety-belt use	50+ analytic reports
Harsh acceleration	Light-bar status	Secure access
Hard braking	Real-time weight alerts	
AUS events	Fuel economy	

*Available feature. Ford Licensed Accessory.

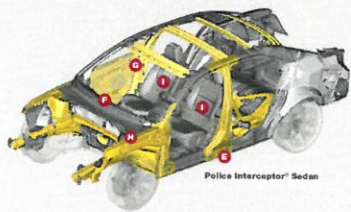


FORD TELEMATICS
Powered by Telogis - Law Enforcement Edition

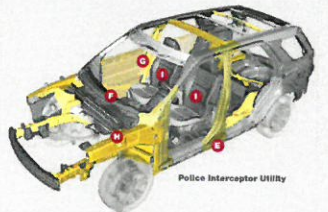


OFFICER PROTECTION COMES FIRST (THE PROOF IS IN THE DETAILS)

- A. 76-mph rear-impact crash tested!** Ford Police Interceptors continue a proud tradition of being the only pursuit-rated vehicles to pass extreme rear-impact crash testing.
- B. Surveillance Mode^{1,2}** This system warns that someone is approaching the rear of the vehicle. Upon detection, a chime sounds, the driver's window automatically rises and all doors lock. Intermittent Fault FreeSM (IFF) technology alerts out erroneous changes in sensor signals.
- C. Manual key lock cylinders.** The 3 exterior cylinders – on the front doors and decklid/liftgate – provide quick, reliable access with a single flex key.
- D. Type III or new Type IV Ballistic front-door panels.^{3,4}** Ford pursuit-rated vehicles now offer National Institute of Justice Standard Type IV protection against armor-piercing, 30-caliber rifle ammunition. Type III panels can resist all handgun and non-armor piercing bullets up to 30-caliber, plus special-threat rounds identified by the Los Angeles Police Department.
- E. SPACSM (Side Protection And Cabin Enhancement) Architecture.** A hydroformed cross-vehicle beam solidifies the vehicle's sides.
- F. Multiple airbags.⁵** Just in case, the front-seat Personal Safety SystemSM (with front airbags), front-seat side airbags, and 1st- and 2nd-row Safety CanopySM System (housing side-curtain airbags) are at the ready.
- G. Hidden rear door-lock plungers.⁶** These out-of-sight plungers are manually operable only by officers in front.
- H. Virtual force field of assurance.** In the event of a crash, advanced safety technology helps to absorb the energy of the collision and to direct the impact forces away from the occupants. Additionally, crumple zones are strategically placed in the frame or body of the vehicle, further absorbing and dissipating the energy of a crash to reduce intrusion into the occupant compartment.
- I. Extra-tough anti-stab plates.** To help keep unruly types at bay, deflective steel intrusion plates are built into the driver and front-passenger seat backs.



Police InterceptorSM Sedan



Police Interceptor Utility

The full-size spine air is required in the factory location is necessary to achieve police-rated 76-mph rear-impact crash test performance standards. ¹Available feature. ²System can be configured to meet specific agency needs. ³For new production ship through, contact Crown Health Products at 1-800-321-4535, ext. 3423, or visit crownhealth.com. ⁴For information regarding certified armor-piercing resistance, contact the National Institute of Justice at 1-800-999-9999, or visit njic.nist.gov. ⁵For performance specifications, visit ford.com for more details. ⁶Warning: Do not use any body armor protection provided by the ballistic door panel is limited. Certain rounds or combinations of rounds may penetrate the panel and cause serious injury or death. Always wear your safety belt and follow safety warning and instructions.



AWD¹ IS STANDARD ISSUE

Police-calibrated Intelligent AWD isn't an add-on package - for every Ford Police Interceptor, it's a full-time, always-active system that continuously adjusts torque distribution during all conditions. And it's easy to operate. Just drive. Pre-emptive torque is delivered by the millisecond among all 4 wheels to help maximize traction in snow or rain, on ice or gravel, and even when maneuvering on dry pavement. An active, on-demand coupler allocates a precise amount of torque from the front to the rear, up to 100% of available torque to either axle. There's no delay in delivery, and no wayward noises or clunks emanate from the system. Aggressive handling at any speed is predictable and easy. Intelligent AWD was co-developed with EVOC (Emergency Vehicle Operator Course) instructors for the utmost responsiveness and performance in challenging situations.

In addition, police-programmed AdvanceTrac² electronic stability control provides the confidence to hit corners hard. Monitoring driving situations through wheel speeds, steering angle, lateral acceleration, and vehicle rotation for both the vertical yaw axis and horizontal roll axis, AdvanceTrac adjusts automatically, to help avoid skidding and fishtailing, it utilizes the Anti-Lock Brake System (ABS) and all-speed traction control whenever wheelslip, understeer, oversteer or roll motion is detected. Roll Stability Control³ is unique to the Utility; pyroscopic sensors check body-roll angle at least 100 times per second.

¹Four-wheel drive available on Select, standard on SSP (Saver). ²Remember that even advanced technology cannot overcome the laws of physics. It's always possible to lose control of a vehicle due to inappropriate driver input for the conditions. ³See Ford.com for more information on AdvanceTrac electronic stability control or AdvanceTrac with RSC. ⁴Roll Stability Control.



BECAUSE TAKEDOWNS SHOULD BE RAPID AFFAIRS

High-powered Police Interceptor® V8 output is just the ticket to optimize closing speed. Generating a formidable 365 hp¹ the twin-turbo, direct-injection EcoBoost® V8 – tuned exclusively for police operations, and now available on both the Utility and Sedan – also delivers a powerful flat-to-peak torque curve across the rev range. Output for the standard 3.7L V8 Interceptor Utility is a robust 304 horses. A 305-hp flex-fuel² 3.7L V8 is standard on the Interceptor Sedan AWD, while the available FWD-configured Interceptor Sedan performs with a 288-hp, flex-fueled 3.5L V8. Naturally aspirated V8 muscle employs twin independent variable camshaft timing (Ti-VCT) to help achieve peak power or efficiency, as conditions warrant.

Shift points for the 6-speed automatic are programmed to maximize V8 acceleration. The transmission adapts to officer driving habits, tracking maneuvers for optimal response in driving situations as well as parkit mode. Police-tuned, electric power-assisted steering (EPAS) ensures light turning effort at low speeds. Suspension components are finely calibrated for deft maneuvering at any speed. All of which reinforces the maxim of “just drive.”

Engines and transmission components are backed by the assurance of the earlier of 5 years or 100,000 miles with Ford Protect PowertrainCARE.³ This coverage is further proof of the faith in dependability – backed by Ford Motor Company, honored at all Ford Dealerships, and fixed with Ford authorized parts installed by factory-trained and -certified technicians.

6 EXTRAORDINARY POWERTRAINS – EMPLOYING SMART 6-SPEED TRANSMISSIONS – OFFER DISTINCT PERFORMANCE AND EFFICIENCY ADVANTAGES OVER THE COMPETITION:

Horsepower (hp @ rpm)	304 @ 6,500	365 @ 5,500 ¹	305 @ 6,500	288 @ 6,500	365 @ 5,500 ¹	240 @ 5,500 ¹
Torque (ft. -lb. @ rpm)	279 @ 4,000	350 @ 1,500-5,000 ¹	279 @ 4,000	254 @ 4,000	350 @ 1,500-5,000 ¹	270 @ 3,000 ¹
Drivetrain	All-wheel drive	All-wheel drive	All-wheel drive	Front-wheel drive	All-wheel drive	Front-wheel drive
Top speed (mph) ⁴	131	131	131	131	131 (optional)	120
EPA-estimated range (mpg) ⁵	15 city/20 hwy	15 city/20 hwy	16 city/22 hwy	17 city/25 hwy	148 15 city/22 hwy	19 city/28 hwy

¹Horsepower and torque ratings achieved with 83 octane fuel. ²Flex fuel is not available in states with California emissions standards: CA, CT, MA, MD, ME, NJ, NY, OH, PA, RI, VT and WA. ³The earlier of 5 years or 100,000 miles with PowertrainCARE coverage is a Ford Motor Company extended service plan, with 4 units available. ⁴Only standard on all Police Utility and Sedan models, except in Florida and New York, where it is the earlier of 5 years or 100,000 miles with a PowertrainCARE Limited Warranty. See your dealer for full details. In Florida, a Ford Protect extended service plan is a Service Contract from Ford Motor Service Company (License #15C-185). ⁵Electrically limited in police powertrain configurations. ⁶Actual mileage will vary.

DURABILITY



GOING ABOVE AND BEYOND THE CALL OF DUTY

Heavy-duty steering and suspension components on the Sedan and Utility respond to the name of control, capability and comfort. Electric power-assisted steering (EPAS) adjusts to vehicle speed, crowned roads and crosswinds. For smooth, predictable, high-speed handling at every turn, the front and multilink rear suspensions are fully independent – each one also incorporates a sturdy stabilizer bar to combat body lean. Helical coil springs and oil-filled, gas-pressurized hydraulic shocks are made for the rigors of police work. Premium hubs and bearings are extra-large for extra-long durability. The unique Ford designed underbody deflector plate¹ helps divert debris and guard against scrapes – crucial to the integrity of the oil pan. The plate's shape facilitates oil-drain changes.

Heavy-duty anti-lock disc brakes contribute to extreme high performance. This is because police vehicles don't just need to go fast, they must halt rapidly – under control. Developed in association with the Los Angeles Sheriff's Department and Michigan State Police, the long-wear-life system's unique mounted-hat vented rotors are paired with large sweep-area castpans and unique pads for high thermal capacity.

Heavy-duty cooling system regulates extreme heat. The high-capacity radiator, engine oil cooler and transmission fluid cooler – working with the police-calibrated fan and grille – optimize operation in times of pursuit or periods of idling.


Heavy-duty wheels are teamed with police-purposed tires. Heavy 18" steel wheels are designed to withstand the punishment of daily duty no matter where the trail leads. The 5-spoke design lets the brakes breathe freely and stay cool. Tires are constructed to maximize grip, handling, rigidity and tread wear. To keep things rolling, the spare is not only full size, it's equipped with a Tire Pressure Monitoring System (TPMS) sensor. While TPMS is a standard vehicle feature, the Utility now takes it one step further with Individual TPMS, which can display exact pressure figures – tire by tire.

Heavy-duty alternator meets demands. There's ample support for radar, lights, radios, cameras, computers and more.

Heavy-duty door latches strengthen hinge action during police work. These supplemental, front-door latches were thoroughly tested for structural and mechanical integrity.

¹Standard on Sedan and EcoBoostSM Utility. Available on 3.7L Utility.





MADE TO LAW-AND-ORDER

Police-purposed cable. Within the ergonomically designed living quarters of the Sedan and Utility, police-specific amenities are numerous. An engineered-in, column-mounted shifter **A** is a durable space saver. For convenience, pedals **B** are adjustable, and the Sedan trunk release **C** or Utility liftgate release are finger-touch-activated. Specific to the Utility, the all-new global lock/unlock capability for the doors and liftgate can be ordered as a no-charge option. Dual 12-volt powerports **D** are easily accessed. A pair of LCD screens are packed with helpful details – including an engine-oil meter readout – and can be operated by 5-way steering wheel-mounted controls. Once paired, SYNC³ recognizes a cell phone and supports hands-free voice calling. Press a switch on the steering wheel, then speak commands. Additionally, the certified speedometer (also available in digital format) provides readouts at a glance, and BLIS[®] (Blind Spot Information System) with cross-traffic alert¹ can lend an assist before changing lanes.

Aftermarket cost-savings potential. A recessed universal top tray **E** is centrally located and sized ideally for speed-sensing systems. The removable, Ford-designed steel console mounting plate **F** is another solid foundation for aftermarket equipment. Center-console space measures a wide-open 9" between the driver and front-passenger seats, matching the width of the Crown Victoria Police Interceptor (CVPI) center console. So transfer of an existing CVPI apparatus is easy and direct, since wiring can be channeled from the back of the vehicle and/or the instrument panel. On the Utility, the power-distribution junction block – with a pair of 50-amp battery ground secures – is repositioned from the passenger-side rear quarter panel to the back of the 2nd-row, passenger-side floorboard; this is now a standard feature.

To assist fleets – and help dramatically reduce upfitting time – Ford offers compatible, factory-direct police equipment. Save administrative time, shop time and vehicle downtime with install and components – available individually or in complete packages – that are verified exclusively as part of the Ford Quality System. Crash testing, cycle testing, vibration, severe temperature, humidity and corrosion are evaluated extensively. Every part – such as the Ready-for-the-Road[®] Package system control **G** and police headlamp housing **H** (also available separately) – is validated to vehicle manufacturer safety standards and backed by Ford Dealers and authorized Ford Fleet maintenance facilities. To obtain detailed and technical information, simply download the comprehensive Police Modifier Guide at ford.com/fordpoliceinterceptor (go to "GET UPDATES" and then select "Specifications/Utility Guide").

Customizable, auxiliary control buttons. Minimizes distraction while performing police tasks on the go. Ford engineers integrated 4 remappable switches **I** (Sedan shown) on the steering wheel. They can connect the driver to aftermarket equipment, including lights, sirens, speakers and canine door releases. Whatever the need, grounded outputs are on board for use with the switches.

A tool chest made especially for law enforcement. Exclusive to the Police Interceptor Utility, this 3-drawer, high-strength lock box **J** adds ample room to store, sort and secure gear – big and small. The tough, protective unit keeps supplies out of sight while reserving room under each end of the box to haul extra-large loads when the need arises.

An all-new way to keep operations under wraps. Activate user-configurable Silent Mode² to disable all courtesy lamps, chimes and daytime running lamps.

¹Available feature. ²Don't drive while distracted. Use voice-operated systems when possible. Don't use handheld devices while driving. Some features may be locked out while the vehicle is in gear. Not all features are compatible with all phones. Always wear your seat belt. Other safety features are supplemental and do not replace the driver's attention, judgment and need to control the vehicle. ³Aftermarket equipment. Requires daytime running lamps, daytime running lamps do not displace required by law.

POLICE INTERCEPTORS & SSP SEDAN SPECS

ford.com/fordpoliceinterceptor | FORD FLEET

STANDARD FEATURES

4.2" color LCD screen including digital speed readout in police instrument cluster and center stack "smart display"

SF switch between driver's seat and front passenger seat for differential console

12-volt power ports (2)

75-mph rear-impact crash "head" (Police Interceptor)

Aluminum drive shafts (Police Interceptors)

Alternator - Heavy-duty 220-amp*

Audio - AM/FM stereo/cassette-CD player with MP3 capability, clock and 4 speakers (Sedan)

6 speakers (Utility)

Badge - Police Interceptor†

Battery - Heavy-duty (75-amp/40750 CCA)

Brakes - 4-wheel heavy-duty disc with ABS

Anti-Lock Brake System (ABS) (noise-reduced) built-in steel struts/shocks in both front seat backs

Climate controls - Manual air conditioning and rear defogger

Column-mounted shifter

Console mounting plate - Front

Cooling system - Heavy-duty

Crash camera

Door-in steel struts/shocks in both front seat backs

Easy Fuel® capless fuel filler

Electric power-assisted steering - Heavy-duty

Engine - 3.7L Ti-VCT V8 F1V

Engine-hour meter

Engine oil meter

Exterior key fobs - Driver and front-passenger doors and decklid/trunk

Flex Key - Low-cost replacement

Flooring - Heavy-duty vinyl†

Front fascia cover grille

Front-wheel drive (FWD) (SSP Sedan)

Full-size spare wheel and tire with TPMS

Glass - Reinforced (Sedan)

Glass - Reinforced for rear, primary glass 2nd row and rear quarter and (Police Utility)

Headlamps - Projector-beam halogen (Sedan)

Headlamps - LED low beams, incandescent (halogen) high beams (Utility)

Headliner - Easy-to-drop

Independent front and rear suspensions

Liftgate unlock switch - Overhead console (Utility)

Mirrors - Power sideview, manual foldaway with integrated blind spot mirrors

Power-adjustable seats

Power distribution junction block with two (2) 50-amp battery ground circuits

Power door locks

Power windows with one-touch-up/down driver's side with disable feature (Sedan)

Power windows with one-touch-up/down driver/front-passenger side with disable feature (Utility)

Powertrain mounts - Heavy-duty

Rear recovery hook (Utility)

Reductive dome light - 1st row

Redundant digital speedometer display

Seat - Front heavy-duty cloth, 6-way power driver with manual lumbar

Seat - Front heavy-duty cloth passenger

Seat - Rear vinyl bench (Sedan)

Seat - Rear vinyl 60/40 split (Utility)

Tailamps - Halogen (Sedan)

Tailamps - LED (Utility)

Tilt-steering steering column (Sedan)

Tilt steering column (Utility)

Tire - 245/55R18 all-season BSW (Police Interceptor)

Tire - 235/55R18 all-season (SSP Sedan)

Transmission - 6-speed automatic (police-saturated)

Trunk/luggage area - Flat load floor

Underbody deflector plate† (Sedan; Utility with 3.5L EcoBoost†)

Universal top tray for police equipment

Wheels - Heavy-duty 18" 5-spoke steel

STANDARD SAFETY & SECURITY

Advanced, ultra-high-strength boron steel in the A-, B- and C-pillars

AdvanceTrac™ electronic stability control (Sedan)

AdvanceTrac with RSC*

Roll-Over Protection™ (Utility)

Airbag - Front-passenger knee (Utility)

Airbag - Front-seat side, plus Safety Canopy* System with side-curtain airbags and rollover sensor

Child-safety rear door locks

Ignition-wired trunk release (Sedan)

LATCH - Lower Anchors and Tether Anchors for Children in rear outboard seating positions

Personal Safety System† for driver and front passenger*

Rear view camera with washer (Utility)

SOS Post-Crash Alert System**

SPINOL (Side Protection And Cabin Lockdown) architecture

Tire Pressure Monitoring System (TPMS)

Utility features a true location individual TPMS

Traction control†

DRIVETRAINS

Police Interceptor Sedan (AWD) - Standard F2M

Police Interceptor Sedan (FWD) - Optional, 501A - Standard F2L

Police Interceptor Utility (AWD) - Standard A2A

POWERTRAINS

Sedan:

3.7L Ti-VCT V8 F1V with 6-speed automatic transmission - Standard (top speed 131 mph) 99K/44J

3.5L EcoBoost V6 with 6-speed automatic transmission - Optional (top speed 131 mph) 99H/44J

3.5L EcoBoost V6 with 6-speed automatic transmission - Optional (top speed 148 mph) 99J/44C

3.0L EcoBoost V6 with 6-speed automatic transmission - Optional (top speed 121 mph) 99J/121

2.0L EcoBoost I-4 with 6-speed automatic transmission* - Optional (top speed 120 mph) 99H/44E

Utility:

3.7L Ti-VCT V8 F1V with 6-speed automatic transmission - Standard (top speed 131 mph) 99H/44C

3.5L EcoBoost V6 with 6-speed automatic transmission - Optional (top speed 131 mph) 99J/44C

WHEELS

Standard: Set of 4 heavy-duty 18" 5-spoke steel wheels with metal caps (5th wheel is full-size spare)

Optional: Set of 4 18" full-face wheel covers with metal lips (BSL)

Custom: Set of 4 18" painted aluminum wheels (Sedan 54J/Utility 64E)



*Heavy-duty means reinforced shock absorbers, suspension components, shock absorbers, steel 75 high-tensile impact axles and performance struts. †Top available only in California and Florida. **Available with Select Ford vehicle. ††With third performance wheel package, equipment, electronic, utility, and other vehicle, when in third position, vehicle is not available. †††Available with Select Ford vehicle. ††††Available with Select Ford vehicle. †††††Available with Select Ford vehicle.

POLICE INTERCEPTORS & SSP SEDAN SPECS

ford.com/fordpoliceinterceptor | FORD FLEET

OPTIONS

	BEDAN	UTILITY		BEDAN	UTILITY
1st- and 2nd-row carpeting	[171	[192	Keyed alike - 0151x	[430	[590
4-way power front-passenger seat with manual lumbar and recline	[649	[879	Keyed alike - 1111x	[431	[591
18" full-face wheel covers (4)	[64L	[65L	Lockable gas cap	[88K	[19L
18" painted aluminum wheels (4)	[64J	[64E	MySeat Front Management	[20M	[43S
100-watt stereo/booster	[66P	[19K	Noise-suppression bolts	[20I	[60R
Automatic headlamps	[150D	[186	Perimeter alarm (requires key fob)	[540	[550
Badge delete - Deletes all "Interceptor"/"Special Service Police" badging	[19D	[16D	Pre-wiring for grille lamp, seen and speaker	[51G	[60A
Ballistic door panel (Level II) - Driver's door	[65C	[80D	NEW - Police Engine Idle Feature	[185	[47A
Ballistic door panels (Level III) - Driver and front-passenger doors	[662	[80E	NEW - Police Silent Mode	[190	[43L
NEW - Ballistic door panels (Level IV) - Driver's door	[66F	[80F	Rear console cover	[89D	[85H
NEW - Ballistic door panels (Level IV) - Driver and front-passenger doors	[66G	[80G	Rear view camera - Image displayed in rear-view mirror	[77B	[87H
BLUFP (Blue Spot Information System) with cross-traffic alert and 360-degree radar sensors	[358	[530	Rear-window power (disable operable from driver's side)	[67D	[18W
Bumper to frame rail bracket kit (required for aftermarket push bar installation)	[668	-	Remappable switches (4)	[47J	[81H
Climate control - Auxiliary air conditioning	-	[17A	Remappable switches with SYNC ²	[47K	[61S
Dark op. feature	[142	[42D	Remote Keyless Entry System (key fob not available with keyed-alike)	[60P	[506
Daytime running lamps	[942	[942	Reverse Sensing System	[76R	[76R
Domelight - Red/white in cargo area	-	[177	Rear-ride axle rear - Back	-	[862
Engine block heater	[411	[411	Sault guard	[596	[550
Enhanced Power Transfer Unit (PTU) cover ¹	-	[108	Seat - Rear heavy duty cloth	[88C	[88F
Ford Telematics ² powered by Telego ³ - Law Enforcement Edition ⁴	79D	79D	Seat - Rear heavy duty cloth	[90E	-
Front console plate delete ⁵	[67C	[85D	Side marker LED lamps - fender	-	[62L
Front warning auxiliary lamps	-	[21L	Side marker LED lamps - Rear quarter glass	-	[62M
Forward indicator pocket warning lamps	-	[21W	Side marker LED lamps - Sideview mirror	-	[62N
Glass - Solar-temed 2nd row only, privacy glass on rear quarter and 3rd row	-	[90D	Spot lamp, incandescent bulb - Driver and front-passenger ⁶	[21P	[51Z
Glass - Solar-temed 2nd row only, privacy glass on rear quarter and 3rd row	-	[90R	Spot lamp, incandescent bulb - Driver only ⁶	[21Q	[51Y
NEW - Disabled lock/unlock	-	[38D	Spot lamp, LED bulb, Utility ⁶ - Driver and front-passenger	[21B	[51S
Headlamps mirrors	[549	[1549	Spot lamp, LED bulb, Utility ⁶ - Driver only	[21L	[51R
Hidden door lock plungers (for rear doors)	[63H	[52H	Spot lamp, LED bulb, Whelan ⁶ - Driver and front-passenger	[21O	[51V
Hidden door lock plungers and inseparable rear door handles	[63P	[52P	Spot lamp, LED bulb, Whelan ⁶ - Driver only	[21P	[51T
Inoperable rear door handles/inoperable locks	[18J	[68J	Spot lamp prep - Driver and front-passenger	[21J	[51W
Inoperable rear door hinges/inoperable locks	[18L	[68L	Spot lamp prep - Driver only	[21H	[51P
Keyed alike - 145x	[43E	[59E	Spot lamp prep - Driver and front-passenger	[63M	[53M
Keyed alike - 1264x	[43B	[59B	SYNC (Sedan requires Reverse Sensing System)	[191	[106
Keyed alike - 1294x	[43C	[59C	Trunk - 245-55R19 all-season GS-W (SSP Sedan)	[192	[107
Keyed alike - 0133x	[43D	[59D	Trunk cargo area storage rack (includes lockable door)	[37T	-
Keyed alike - 0576x	[43F	[59F	Trunk circulation fan (see harness not included)	[62D	-
			Trunk electronics tray	[62B	-
			Trunk release button (battery-powered)	[62B	-
			Underbody deflector plate	-	[76D

PACKAGES

Refer to pages 30-38 for full descriptions.

	BEDAN	UTILITY
Cargo Wiring Light Package	-	[67G
Front Headlamp Lighting Solution	[68I	[96A
NEW - Front Interior Visor Light Bar	-	[96W
Headlamp housing	[13P	[80P
Light Controller Package	[85S	-
Police Interior Upgrade Package	[12P	[65I
Police Wire Harness Connector Kit - Front	[77L	[47C
Police Wire Harness Connector Kit - Rear	[51J	[21P
Ready-to-Go-Flush Package	[856	[87H
Rear Lighting Solution	[663	[66C
Retailing Package	-	[861
Retailing Lighting Solution	[682	[680
Trunk Light Package	[854	-
Ultimate Wiring Package	[857	[87U

VINYL COLOR TREATMENTS & WRAPS

Refer to page 39 for full descriptions.

	BEDAN	UTILITY
Two-tone Vinyl Package #1	[141	[91A
Two-tone Vinyl Package #2	[143	[91C
Vinyl wrap wrap POLICE on left and right sides of vehicle - non-reflective white	[144	[91D
Vinyl wrap wrap POLICE on left and right sides of vehicle - reflective black	[145	[91E
Vinyl wrap wrap POLICE on left and right sides of vehicle - reflective white	[146	[91F
Vinyl wrap wrap Si-ELFR ⁷ on left and right sides of vehicle - non-reflective white	[147	[91G
Two-tone vinyl front doors	[148	[91J
Two-tone vinyl roof	[148	[91H



Level IV ballistic door panel



Remote Keyless Entry System key fob (Utility only)

DIMENSIONS & CAPACITIES⁸

Refer to pages 30-38 for full descriptions.

	BEDAN	UTILITY		BEDAN	UTILITY
EXTENSION (in.)					
Length	202.9	197.1			
Wheelbase	112.9	112.9			
Width - Mirrors folded	77.3	82.5			
Width - Mirrors including mirrors	85.7	90.2			
Height (including options)	61.3	69.3			
Step-in height	16.6	18.9			
Cargo rear opening height	-	32.5			
Cargo rear opening width at floor	-	48.6			
Load floor height (ground to cargo deck)	-	31.4			
Lights to ground	-	74.2			
Ground clearance	6.0, 5.3 (C/Coolbox ⁹)	6.5, 6.4 (C/Coolbox ⁹)			
INTERIOR (in.)					
Front					
Head room	39.0	41.4			
Leg room	41.9	40.9			
Hip room	56.3	57.3			
Shoulder room	57.9	61.3			
Rear					
Head room	36.7	40.1			
Leg room	39.9	41.6			
Hip room	58.9	56.8			
Shoulder room	56.9	60.9			
CAPACITIES					
Passenger volume (cu. ft.)	103.0	118.4			
Trunk/cargo area volume with full-size spare (cu. ft.)	16.9	85.1 (Sedan 1st row), 40.1 (Sedan 2nd row)			
Total interior volume (cu. ft.)	119.9	158.5			
GVWR (lbs.)	5,400-5,700	6,300			
Max. payload (lbs.)	1,200 (3.5L EcoBoost), 1,000 (3.5L EcoBoost), 1,300 (3.5L EcoBoost)	1,600			
Cargo capacity (lbs.)	400	800			
Fuel (gal.)	19.0	18.0			
Seating	5	5			



¹ Available on select models. ² See your dealer for details. ³ Requires 2.3L EcoBoost engine. ⁴ Requires Ford V-PAC hardware and additional equipment. ⁵ See your dealer for details. ⁶ LED covered auxiliary lamps. ⁷ See your dealer for details. ⁸ Dimensions and capacities shown may only be used for reference and are subject to change. ⁹ Cargo load capacity limited by weight and distribution.

POLICE INTERCEPTORS & SSP SEDAN SELECT OPTIONS

ford.com/fordpoliceinterceptor | FORD FLEET

Confidence in the capability of police equipment authorized by Ford. Components and installations are verified through the comprehensive Ford Quality System for excruciating evaluation in terms of crash testing, cycle testing, vibration testing, hot/cold testing, humidity testing, corrosion testing and the like.

FREE-STANDING OPTIONS

- A. Trunk electronics tray** - Aluminum, retractable locking tray installed at pivot, no height adjustment (Sedan only)
- B. Auxiliary air conditioning** - Other climate control for the rear cargo area, not available with storage vault (Utility only)
- C. Rear console plate** - Interfaces with front console mounting plate and adapts through footwell occupant area to seat bottom, acting as wiring conduit on top of transmission tunnel
- D. Trunk circulation fan** - Wired to ignition to turn on, circulates air from the cabin to the trunk, wiring harness not included (Sedan only)
- E. Trunk/cargo area storage vault** - Lockable, ideal for communications arms, located on driver's side
- F. Hidden door body plunger** - Manual lock rods, rear door handles, replaceable
- G. 100-watt aimed speaker** - Includes wire
- H. Fender side marker LED lamp** - Backlit flashing, linear high-intensity (Sedan only)
- I. Rear quarter-glass side marker LED lamp** - Wide angle, backlit flashing, linear high-intensity (Utility only)
- J. Sideview mirror side marker LED lamp** - Backlit flashing, linear high-intensity (Utility only)
- K. Spot lamp** - High-intensity incandescent or LED (shown) with 30-watt mount
- Pre-wiring for grille lamp, alarm and speaker** - Electrical harness may (1) include (2) light connectors that support up to (2) LED lights each (in extra compartment), (3) grille LED light connector that supports (2) LED lights, and (1) front driver's side speaker wire cable (not shown)

POLICE INTERIOR UPGRADE PACKAGE*

(Sedan 12P/Utility 65U)


- L. Cloth rear seat** - Heavy-duty fabric
- M. Center floor console** - 2 cupholders and unique police finish
- Front and rear floor mats** - Carpeted and custom fit (not shown)
- Front and rear carpeted floor covering** - Premium-grade (not shown)




Sedan (65U)



Utility (77A)



Sedan (67D, Utility 65H)



Sedan (67J)



Sedan (65H)



Sedan (77A)



Utility (67H)



Sedan (65H/65U, 67H)



Sedan (65H/65U, 67H)



Sedan



Sedan (65U)



Utility (65U)



Utility (65U)



Sedan (67D/Utility 65H)



Utility

POLICE INTERCEPTOR SEDAN & SSP SEDAN LIGHTING SOLUTIONS

ford.com/fordpoliceinterceptor | FORD FLEET



HEADLAMP HOUSING (13P)



Police front housing. Eliminates the need to drill or modify existing assemblies, with pre-mounted base for side marker lights.

FRONT HEADLAMP LIGHTING SOLUTION (661)




Police headlamp. Includes Deas headlamp with high-beam wip-wag function and (2) white LED side warning lights.

SIDE MARKER LED LAMPS (60E)



Police side lamps. Fender side markers feature backup flashing, linear high-intensity LED lamps.

TAILLAMP LIGHTING SOLUTION (692)



Police taillamp. Includes halogen base lamp, plus (2) integrated hermaphroditic light/red LED side warning lights.

REAR LIGHTING SOLUTION (663)



Police back-window lights. Includes (2) backup flashing, linear high-intensity LED lights with surround cover (driver side/red, passenger side/blue) - mounted inside the back window glass.



Police trunk lights. Includes (2) backup flashing, linear high-intensity LED lights (driver side/red, passenger side/blue) - mounted on the inside of the trunk cavity. Lights activate when trunk is open.

POLICE INTERCEPTOR UTILITY LIGHTING SOLUTIONS

ford.com/fordpoliceinterceptor | FORD FLEET

HEADLAMP HOUSING (60P)



Police front housing. Eliminates the need to drill or modify housing assemblies, with incremental hole for side marker lights.

FRONT HEADLAMP LIGHTING SOLUTION (60A)



Police headlamp. Includes side headlamp with high-beam wip-wag function and (2) white LED side warning lights.

SIDE MARKER LED LAMPS (63L)



Rear quarter-glass side marker LED lamps. Features bucket fitting, linear high-intensity LED lamps.

TAILLAMP LIGHTING SOLUTION (60B)



Police tail lamp. Includes tail lamp base lamp, plus (2) integrated flame-shield, light-red LED side warning lights.

REAR LIGHTING SOLUTION (60C)



Police 8th-gate-glass lights. Includes (2) backlit flashing, clear high-intensity LED lights with surround cover (driver side red, passenger side blue) - mounted inside the 8th-gate glass.



Police 8th-gate lights. Features (2) backlit flashing, linear high-intensity LED lights (driver side red, passenger side blue) - mounted inside the 8th-gate lip. Lights activate when 8th-gate is open.

SIDE MARKER LED LAMPS (63B)



Side-view mirror side marker LED lamps. Features bucket fitting, linear high-intensity LED lamps.

AUXILIARY WARNING LAMPS (21L)




Front warning auxiliary lamps. Feature integrated, custom-designed LED assemblies.

POCKET WARNING LAMPS (21W)



Forward indicator pocket warning lamps. Custom-designed, multifunctional Par/turn/Warn (PTW) LED assemblies integrated into the headlamp system.

NEW - VISOR LIGHT BAR (90W)



Front interior visor light bar. Includes (2) backlit flashing, linear high-intensity LED lights (driver side red, passenger side blue) - mounted inside the enclosed glass. Lights can be programmed for strobe (red, white, blue) patterns.



POLICE INTERCEPTORS & SSP SEDAN FACTORY-INSTALLED UPFITS



TRUNK UPFIT PACKAGE (Sedan 854)

- A. Trunk electronics tray** - Aluminum, retractable locking tray installed at plant; no height adjustment.
- B. Trunk circulation fan** - Wired to ignition to turn on; circulates air from the cabin to the trunk; wiring harness not included.
- C. Rear console plate** - Interfaces with front console mounting plate and extends through 2nd-row occupant area to seat bottom; acting as wiring conduit on top of transmission tunnel.
- D. Wiring harness** - Includes (2) light connectors - supports up to (2) LED lights each (engine compartment), (1) grille LED light connector - supports (2) LED lights, (2) 50-amp battery ground circuits in power distribution junction block (in-trunk), (1) 10-amp speaker circuit (engine to trunk), trunk circulation fan maintains airflow from cabin to trunk, trunk electronics tray (4 sq. ft.) with 18" of travel when fully extended, and pre-wiring for grille LEDs and siren/speaker.



LIGHT CONTROLLER PACKAGE (Sedan 855)

- A. Trunk electronics tray** - Aluminum, retractable locking tray installed at plant; no height adjustment.
- B. Trunk circulation fan** - Wired to ignition to turn on; circulates air from the cabin to the trunk; 2nd-row occupant area to seat bottom; acting as wiring conduit on top of transmission tunnel.
- C. Rear console plate** - Interfaces with front console mounting plate and extends through 2nd-row occupant area to seat bottom; acting as wiring conduit on top of transmission tunnel.
- D. Wiring harness** - Includes (2) light connectors - supports up to (2) LED lights each (engine compartment), (1) grille LED light connector - supports (2) LED lights, (2) 50-amp battery ground circuits in power distribution junction block (in-trunk), (1) 10-amp speaker circuit (engine to trunk), trunk circulation fan maintains airflow from cabin to trunk, trunk electronics tray (4 sq. ft.) with 18" of travel when fully extended, and pre-wiring for grille LEDs and siren/speaker.
- E. Control system** - Includes PCOBH controller, control head, and wire.



CARGO WIRING UPFIT PACKAGE (Utility 870)


- A. Rear console plate** - Interfaces with front console mounting plate and extends through 2nd-row occupant area to seat bottom; acting as wiring conduit on top of transmission tunnel.
- B. Wiring harness** - Includes (2) light connectors - supports up to (2) LED lights (engine compartment), (1) grille light connector, and (1) 10-amp siren/speaker circuit (engine to cargo area).
- C. Control system** - Includes PCOBH controller, light relay center, control head, cable from controller to control head, console to cargo area, and wire.



READY-FOR-THE-ROAD PACKAGE (Sedan 856/Utility 874)



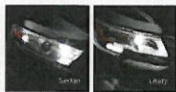
Police headlamp housing. Eliminates the need to cut or modify housing assemblies; with incremental hole for side marker lights.



Police rear lighting. Includes (2) backup flashing, clear high-intensity LED lights (driver side red, passenger side blue). Sedan lights are mounted on the inside of the trunk, each and Utility lights are installed on the inside top of the liftgate (lights activate when trunk/liftgate is open).



Hidden door lock plungers. Manual lock out; rear door handles inoperative.



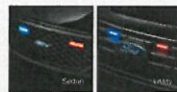
Police headlamp. Includes base headlamp with high-beam-visibility function and (2) white LED side warning lights.



Trunk storage vault (Sedan only). Lockable - ideal for contraband/small arms - located in driver's side of trunk.



100-watt siren/speaker. Includes wire.




Grille LED lights. Includes (2) backup flashing, clear high-intensity LED lights (driver side red, passenger side blue).



Trunk electronics tray (Sedan only). Aluminum, retractable locking tray installed at plant; no height adjustment.



Control system. Includes CarCom™ controller, control head, and wire.



Police tail lamp. Includes halogen base lamp, clear (2) integrated, hemispheric, integrated LED side warning lights (Sedan with red area, Utility with white area).



Trunk circulation fan (Sedan only). Wired to ignition to turn on; circulates air from the cabin to the trunk.



Wiring harness (Sedan). Includes (2) light connectors that support up to (2) LED lights each (engine compartment), (1) grille LED light connector that supports (2) LED lights, (2) 50-amp battery ground circuits in power distribution junction block (in-trunk), (1) 10-amp siren/speaker circuit (engine to trunk), trunk circulation fan, trunk electronics tray (4 sq. ft.) and pre-wiring for grille LEDs and siren/speaker.



Police rear lighting. Includes (2) backup flashing, clear high-intensity LED lights with surround cover (driver side red, passenger side blue). Sedan lights are mounted on the inside of the trunk window and Utility lights are mounted on the inside of the liftgate glass.



Rear console plate. Interfaces with front console mounting plate and extends through 2nd-row occupant area to seat bottom; acting as wiring conduit on top of transmission tunnel.



Wiring harness (UTILITY). Includes (2) light connectors that support up to (2) LED lights each (engine compartment), (1) grille LED light connector that supports (2) LED lights, (2) 50-amp battery ground circuits in power distribution junction block (in-trunk), (1) 10-amp siren/speaker circuit (engine to cargo area).

POLICE INTERCEPTORS & SSP SEDAN NEW TECHNOLOGIES

FRONT INTERIOR VISOR LIGHT BAR (HIV)

Ford now offers a low-profile visor light bar that mounts inside the Police Interceptor Utility to enable a stealth appearance.

- The new visor light bar is fully integrated at the top of the windshield to allow for maximum visibility.
- Park marks band at the top of the windshield is replaced by clear glass when the visor light is selected, providing superior color, visibility and brightness.
- When activated, the visor lights flash bright, alternating red and blue bars, can be programmed for red or blue/blue operation.
- Also features bright white "take down" and "cover" sequences, which give excellent forward visibility, can be set up to meet California Title 13 regulations.
- Programs the visor light bar from full intensity down to 20%, as needs dictate.
- Comes with a limited warranty and maintains the spacious interior feel that many agencies love.



POLICE ENGINE IDLE (PEI)

Keep the engine running when you remove the key and sit in the car. This feature not only allows for constant idling, it helps prevent your vehicle from overheating too.

SWITCHING THE SYSTEM ON

- With the vehicle running and transmission in Park (P), press the engine idle button on the instrument cluster.
- A warning lamp illuminates to confirm the system is on.
- Turn the ignition off and remove the key; the engine remains idling.

WHEN THE SYSTEM IS ON

- Power windows are disabled; all windows remain in their current state.
 - Power door locks are disabled; all doors remain in their current locking state.
- Note:** It is a safety precaution that the decklid or trunk can be unlocked with the key or key fob.

SWITCHING THE SYSTEM OFF

- Press the engine idle button.

OR

- Insert the key and turn the ignition on.

Note: If the system is switched by either turning the ignition switch to the run position, the vehicle shuts down.

TWO-TONE VINYL PACKAGE #1 (Sedan 141/Utility 91A)

Vinyl on front doors, rear doors and roof. (Not available with Two-Tone Vinyl Package #2 or #3, or vinyl word wrap.)



TWO-TONE VINYL PACKAGE #3 (Sedan 143/Utility 91C)

Vinyl on front doors and roof. (Not available with Two-Tone Vinyl Package #1 or #2, or vinyl word wrap.)



TWO-TONE VINYL ROOF (Sedan 148/Utility 91H)

Vinyl on roof only.



TWO-TONE VINYL FRONT DOORS (Sedan 149/Utility 91J)

Vinyl on front doors only.



EXCLUSIVE VINYL WORD WRAPS

These bold graphics are designed to track, amaze and inspire. The POLICE wrap comes in your choice of non-reflective or reflective white or black. And the SHERIFF wrap is designed in non-reflective white only. (Available on both the Sedan and Utility; not available with Two-Tone Vinyl Packages.)



Passenger side - Sedan 142



Driver side - Sedan 142



Passenger side - Utility 91A



Driver side - Utility 91B

POLICE INTERCEPTORS & SSP SEDAN EXTERIOR/INTERIOR COMBOS

EXTERIOR COLORS



INTERIOR FABRICS



Note: Because of occasional variations in printing, consult your Ford Dealer to ensure the color shown you makes a correct. Colors shown are representative only. Colors are available except for Oxford White and Shadow Black. See your dealer for actual appearance options. Also, see fleet.com for more information on colors and special paint options.

VEHICLE SPECIAL ORDER (VSO)



VSO provides special paint and equipment options that are not currently available through regular - fleet-only - production. VSO offers a means of creating customized solutions that can meet the unique requirements of your force.

VSO color and equipment availability: VSO offers a variety of unique paint finishes. Bright Fire Engine Red is a very popular choice. In addition, VSO lighting packages - such as those listed as right - offer a distinctive appearance and help ensure adherence to state law requirements.

New option development (VSO Inquiries): Establishing new VSO options is initiated by a customer request called a "VSO inquiry." Your dealer representative will submit the VSO inquiry. All requests are received, reviewed and approved by the VSO department to ensure the end product is compatible with regular and limited options. The end product must also meet Ford Motor Company standards of quality, durability, safety and performance.

Production timing: VSO vehicles with existing VSO options take 60-90 days to go from order receipt to production. For vehicles with newly developed VSO options, please include the development timing provided within the inquiry response. For your fleet planning purposes, VSO production typically begins a month after Job One and balances out a month prior to Job Last.

Before ordering and to help you plan better, please visit fleet.ford.com/orders/vehicle-special-order to view the most current VSO options.

VSO EXTERIOR COLOR



Fire Engine Red

VSO POLICE LIGHTING OPTIONS

Grille lights - Red/Red or blue/blue
 Rear lights - Red/Red or blue/blue
 Front marker lights - Red/Red, blue/blue or red/blue split
 Front PTW (Park/Turn/Warn) lights (Sedan only) - Red/Red or blue/blue
 Side marker lights (Sedan only) - Red/Red or blue/blue
 Front indicator/pothead warning lights (Sedan only) - Red/Red, blue/blue, red/white or blue/white
 Front warning auxiliary lights (Sedan only) - Red/Red, blue/blue, red/white or blue/white
 Sedan/rear mirror side marker lights (Sedan only) - Red/Red or blue/blue
 Rear quarter-glass side marker lights (Sedan only) - Red/Red or blue/blue
 Rear quarter-glass side marker lights (SUV only) - Red/Red or blue/blue
 Other codes, pricing, and data can be found at fleet.ford.com/orders/vehicle-special-order