

RESOLUTION NO. 21-142

A RESOLUTION OF THE CITY COMMISSION OF THE CITY OF KEY WEST, FLORIDA, APPROVING TASK ORDER 3-21-SWR FOR JACOBS/CH2MHILL ENGINEERS, INC. IN AN AMOUNT NOT TO EXCEED \$99,711.00 FOR PERMITTING AND IMPLEMENTATION OF A COMPOSTING PILOT STUDY AT THE WASTEWATER TREATMENT PLANT; AUTHORIZING ANY NECESSARY BUDGET TRANSFERS AND ADJUSTMENTS; AUTHORIZING THE CITY MANAGER TO EXECUTE ANY NECESSARY DOCUMENTS UPON CONSENT OF THE CITY ATTORNEY; PROVIDING FOR AN EFFECTIVE DATE

WHEREAS, in Resolution No. 17-207, the City Commission approved a three-year contract with CH2M HILL, Inc. for General and Utility Engineering Services, and in Resolution No. 20-142 the contract was extended for two-years; and

WHEREAS, in Resolution 21-006, the City Commission acknowledged the merger of CH2M Hill Companies, Ltd. with Jacobs Engineering Group, and the use of the Jacobs name for the remainder of the contract term; and

WHEREAS, City staff has sought alternative methods to use or dispose of solids from wastewater treatment that is currently sent to landfill nearly 200 miles away. A potential option is use of dewatered solids mixed with yard waste to create a useful compost material; and

---

WHEREAS, due to the nature of the project, a small-scale pilot program is recommended, to allow City and OMI staff to learn the compost process, create and sample a product and conduct public outreach; and

WHEREAS, a successful compost program would benefit the residents, visitors, and environment of the City of Key West.

NOW, THEREFORE, BE IT RESOLVED BY THE CITY COMMISSION OF THE CITY OF KEY WEST, FLORIDA, AS FOLLOWS:

Section 1: That Task Order No. 3-21-SWR from CH2M Hill Engineering, Inc./Jacobs for a Compost Pilot Program is hereby approved in an amount not to exceed \$99,711.00.

Section 2: That this project is budgeted for FY 21 in Sewer/Treatment Plant Operations/CIP 401-3504-535-6500 and any necessary budget transfers or adjustments are hereby authorized.

Section 3: That the City Manager is authorized to execute any necessary documents, upon consent of the City Attorney.


Section 4: That this Resolution shall go into effect immediately upon its passage and adoption and authentication by the signature of the Presiding Officer and the Clerk of the Commission.

Passed and adopted by the City Commission at a meeting held this 20th day of July, 2021.

Authenticated by the Presiding Officer and Clerk of the Commission on 21st day of July, 2021.

Filed with the Clerk on July 21, 2021.

Mayor Teri Johnston	<u>Yes</u>
Commissioner Gregory Davila	<u>Yes</u>
Commissioner Mary Lou Hoover	<u>Yes</u>
Commissioner Sam Kaufman	<u>Yes</u>
Commissioner Clayton Lopez	<u>Yes</u>
Commissioner Billy Wardlow	<u>Yes</u>
Commissioner Jimmy Weekley	<u>Yes</u>

  
TERI JOHNSTON, MAYOR

ATTEST:

  
KERI O'BRIEN, DEPUTY CITY CLERK



## THE CITY OF KEY WEST

Post Office Box 1409 Key West, FL 33041-1409 (305) 809-3700

MEMORANDUM

**TO:** Patti McLaughlin, Interim City Manager

**Cc:** Todd Stoughton, Interim Assistant City Manager

**FROM:** John Paul Castro, Utilities Director

**DATE:** July 1, 2021

**SUBJECT:** Approving Task Order 3-21 SWR from Jacob's Engineering for a Compost Pilot Program

**Action Statement:**

Staff is requesting approval of task order 3-21 SWR from Jacob's Engineering for the permitting and implementation of a compost pilot program at the WWTP in the amount of \$99,711.00

**Background:**

In 2019 staff reached out to Jacob's Engineering to inquire about alternative methods to use or dispose of solids from wastewater treatment that is currently landfilled nearly 200 miles away. The most intriguing option was the use of dewatered solids mixed with yard waste to create a useful compost material.

Staff and Jacob's visited a similar environmentally sensitive area that was currently using the process in Anchorage Alaska. The process of creating the compost is simple, uses 2 different waste streams, and becomes a valuable commodity.

A technical memorandum was written by Jacob's that analyzed the City's dewatered solids, yard waste, and processing costs. At approximately \$6 million dollars the project has an estimated 7-year payback period.

**Justification:**

Due to the nature of the project, a pilot program is recommended. The pilot would allow city and OMI staff to learn the compost process, create the final product, test the final product, and conduct public outreach for the project.

Jacob's will design the program with OMI and city staff. FDEP approval for the program will be requested. The small-scale compost facility will be built and set up to mimic the full-size operation. The cost of the pilot facility will be covered by OMI as the scope is within their maintenance agreement and only requires small parts.

*Key to the Caribbean - Average yearly temperature 77° F.*

---

Jacob's Engineering will monitor and manage the processing of the compost. The final product will be sampled and tested to determine if the compost meets FDEP standards.

This process will allow the city to create a real product that can be used for public outreach. Staff will need to use the final report to understand market demands of the product for final use. The intent is to use the data for public meetings to gather input before committing to a full-scale project.

**Financial Impact:**

Project number SE35042103 in account Sewer/Treatment Plant Operations/CIP 401-3504-535-6500 has a budget of \$300,000.00 in FY21 for this project.

**Options:**

1. The commission can approve the task order for the pilot project which will help staff learn the compost process and analyze the final product for eventual public use.
2. The commission could not approve the task order for the pilot and direct staff to move forward with the compost project in full.
3. The commission could not approve the task order and forego the project altogether.

**Recommendation:**

Staff recommends option 1, to approve task order 3-21 SWR from Jacobs Engineering for the compost pilot program in an amount not to exceed \$99,711.00

**TASK ORDER 3-21 SWR**  
**ENGINEERING SERVICES FOR THE CITY OF KEY WEST**  
**COMPOST PILOT STUDY**

This TASK ORDER 3-21 SWR is issued under the terms and conditions of the AGREEMENT TO FURNISH GENERAL ENGINEERING SERVICES TO THE CITY OF KEY WEST ("AGREEMENT") between the City of Key West ("CITY") and CH2M HILL, Engineers, Inc. ("CONSULTANT") dated November 3, 2017 which is incorporated herein by this reference.

**A. SCOPE OF SERVICES**

Specific services which the CONSULTANT agrees to furnish are summarized on the attached statement entitled TASK ORDER 3-21 SWR "SCOPE OF SERVICES." The "Scope of Services" defines the work effort anticipated for the Task Order. This Task Order, when executed, shall be incorporated in and shall become an integral part of the November 3, 2017, Master Agreement.

**B. TIME OF COMPLETION**

Work under this Task Order will begin immediately following acceptance and completed expeditiously subject to coordination with the City of Key West staff.


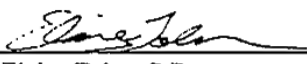
**C. COMPENSATION**

Compensation for the labor portions of TASK ORDER 3-21 SWR, Tasks A will be on a lump sum fee basis as stipulated in Article 5, Paragraph 5.1.1 of the AGREEMENT. Compensation for equipment procurement and all expenses will be on a Cost Reimbursable-Per Diem basis as stipulated in Article 5, Paragraph 5.1.2 of the AGREEMENT. The estimated compensation is shown on the attached statement entitled TASK ORDER 3-21 SWR COMPENSATION.



**D. ACCEPTANCE**


By signature, the parties each accept the provisions of this TASK ORDER 3-21 SWR and authorize the CONSULTANT to proceed at the direction of the CITY's representative in accordance with the "SCOPE OF SERVICES." Start date for this project will be no later than two (2) days after execution of this authorization.

For CH2M HILL ENGINEERS, INC.

By:  5/17/21  
Sirpa H. Hall, P.E.  
Senior Business Vice President  
 5/17/2021  
Elaine Tolon, P.E.  
Key West Project Manager

For CITY OF KEY WEST

By:   
Patti McLauchlin  
Interim City Manager  
Dated the 15th day of May, 2021  
ATTEST: 





## Memorandum

3750 NW 87th Ave  
Suite 750  
Miami, Florida 33178  
T 305.718.0599

[www.jacobs.com](http://www.jacobs.com)

---

**Subject** Key West Biosolids Compost Facility Concept  
**Project Name** Key West Composting Feasibility Analysis  
**Attention** John Paul Castro/City of Key West  
**From** Todd Williams/Jacobs, and Sean McCoy/Jacobs  
**Date** August 7, 2019  
**Copies to** John Bartelmo/ OMI-Jacobs; Richard Cleaver/OMI

---

### 1. Introduction

The Key West Water Reclamation Facility (WRF) currently produces about 6,000 wet tons per year of dewatered, unstabilized wastewater solids using belt filter presses. The two Ashbrook Winklepesses dewater to about 16 percent total solids on average. Typical operation is for dewatering to run 8 hours per day, 5 to 6 days per week, depending on solids inventory. The dewatered cake is loaded directly into trailers and hauled by a third-party contractor to landfill disposal located approximately 200 miles away, at a current unit cost of \$75.22 per ton. In addition, the City of Key West (City) generates about 9,000 tons of yard waste/horticultural debris annually, which is hauled by a third-party contractor to a compost facility located more than 200 miles away, at a cost of approximately \$69 per ton. The City has expressed interest in evaluating the potential of composting the wastewater solids as a management method to eliminate the long-distance hauling and disposal costs. Composting wastewater solids achieves U.S. Environmental Protection Agency (EPA) and Florida Department of Environmental Protection (FDEP) requirements for a Class A/Class AA biosolids product. "Class AA biosolids" means biosolids that meet the Class AA pathogen reduction requirements of paragraph 62-640.600(1)(a) of the Florida Administrative Code (F.A.C.), the vector attraction reduction requirements of paragraph 62-640.600(2)(b), F.A.C., and the parameter concentrations of paragraphs 62-640.700(5)(a) and (b), F.A.C. By controlling pile temperatures during the composting stage, the process to further reduce pathogens (PFRP) requirement of 3 days above 131 degrees Fahrenheit (°F) and the vector attraction reduction (VAR) requirement of 14 days above 113 °F are achieved. As long as metal concentrations are below exceptional quality (EQ) limits, the resultant compost product can be utilized as a soil amendment or fertilizer product in Florida. An additional benefit of developing a compost operation would be the potential use of a portion of the currently collected yard waste/horticultural debris as bulking agent for composting the wastewater solids, thereby beneficially reusing these two materials to produce a highly valuable marketable Class AA biosolids compost product for local landscaping and horticultural uses. At the City's request, Jacobs performed a concept-level evaluation of the potential to jointly compost these materials in an aerated static pile composting operation at the Key West WRF.

This technical memorandum summarizes the results of this evaluation and the three required tasks:

- Task 1 – Feedstock Data Analysis and Materials Quantities
- Task 2 – Conceptual Compost Facility Design
- Task 3 – Conceptual Compost Facility Cost Estimates

## 2. Feedstock Data Analysis and Material Quantities

Jacobs reviewed the Key West WRF dewatered solids production records and 3 years of analytical data to determine average and peak solids quantities, variations in solids quantities, and the ranges of solids contents produced during the past 3 years (Table 1). Based on this data review, Jacobs selected a maximum monthly design quantity of 3.5 dry tons per day of solids production and solids concentrations of 15 percent total solids (TS) and 20 percent TS to develop a concept-level compost facility layout and estimated costs.

**Table 1. Key West WWTP Dewatered Solids Production**

*Key West Biosolids Compost Facility Concept*

	Dry Tons Per Month			Dry Tons Per Day		TS (%)		
	2016	2017	2018	Average	Maximum 17-18	2016	2017	2018
January	104.3	95.5	95.0	3.2	3.1	16.3	16.3	16.0
February	105.3	89.3	98.2	3.5	3.3	16.3	16.0	17.0
March	98.5	100.8	91.2	3.1	3.1	15.5	15.8	15.6
April	94.8	77.2	90.2	2.9	2.7	16.6	15.9	15.7
May	79.5	94.8	91.2	2.9	3.0	16.7	16.2	15.9
June	89.8	91.8	80.9	2.9	2.8	15.7	16.1	17.9
July	81.7	86.0	76.6	2.6	2.6	15.9	16.7	17.3
August	85.5	83.5	49.6	2.4	2.1	16.9	16.9	14.4
September	45.9	23.8	62.4	1.5	1.4	15.9	17.1	15.3
October	64.1	51.0	65.9	1.9	1.9	15.0	16.4	16.0
November	79.0	84.9	60.6	2.5	2.3	13.5	16.6	14.6
December	92.2	80.2	77.2	2.7	2.5	15.8	16.5	15.1
<b>Total</b>	<b>1,020.7</b>	<b>958.8</b>	<b>939.0</b>					
<b>Average</b>				<b>2.7</b>	<b>2.6</b>	<b>15.8</b>	<b>16.4</b>	<b>15.9</b>

% = percent

Sampling and analysis of dewatered cake was performed to ensure metal concentrations within the solids are acceptable to meet EPA part 503 Exceptional Quality (EQ) and FDEP 62-640.700, FAC requirements for Class AA biosolids once composted. As Table 2 shows, metals concentrations of the solids are well below these standards. Due to the dilution from bulking agent addition for composting, the resultant compost would have lower metals concentrations than the dewatered solids and would, therefore, meet Class AA biosolids standards once composted.

**Table 2. Key West WRF Dewatered Solids, EPA 503 Metals Concentrations**

*Key West Biosolids Compost Facility Concept*

Parameter	EPA Ceiling Concentration	April 17, 2019	
		Key West	% of Ceiling
METALS (Dry Weight)	mg/kg	mg/kg	mg/kg
Arsenic	41	8.19	20
Cadmium	39	1.35	3

**Table 2. Key West WRF Dewatered Solids, EPA 503 Metals Concentrations**  
*Key West Biosolids Compost Facility Concept*

Parameter	EPA Ceiling Concentration	April 17, 2019	
		Key West	% of Ceiling
METALS (Dry Weight)	mg/kg	mg/kg	mg/kg
Copper	1,500	204	14
Lead	300	14.7	5
Mercury	17	0.151	1
Nickel	420	17.3	4
Selenium	100	0.0001	0
Zinc	2,800	611	22
% = percent			
mg/kg = milligrams per kilogram			

Data supplied by the City showed between 8,200 and 9,200 tons of yard waste were produced annually between 2016 and 2018.

### 3. Conceptual Compost Facility Design

Jacobs defined design criteria for two possible aerated static pile options that were then used to develop concept designs. Option 1 assumed the existing belt filter press dewatering facilities are used to produce dewatered cake at 15 percent TS on average. Option 2 assumed improved dewatering using new centrifuges to produce a dewatered cake of 20 percent TS on average. Design criteria, material balances, and process flow diagrams are provided for each option. These criteria were then used to define the equipment and spatial needs of the aerated static pile process so that cost estimates and preliminary concept layouts could be developed on the existing WRF site.

Table 3 indicates the design criteria used in the sizing of equipment, buildings, pads, and other appurtenances for the Key West Biosolids Composting Facility. Solids and density information for the biosolids, bulking agents, initial mix, and compost are based on field measurements gathered over the past 3 years of operation at the WRF and data from other similar operations.

**Table 3. General Design Criteria for Key West Biosolids Compost Facility**  
*Key West Biosolids Compost Facility Concept*

Item	Description	Parameter	Units	Minimum	Maximum	Design Value
<b>Materials</b>	Biosolids Quantity	Calendar Days	Dry Tons/ Day			3.5
	Biosolids Characteristics	Solids Content	%TS	15	20	15 and 20
		Volatile Solids	%VS	60	80	75
		Bulk Density	lbs/CY	1,250	1,700	1,600
	New Bulking Agent	Solids Content	%TS	50	65	65
		Bulk Density	lbs/CY	350	650	450
	Recycle Bulking Agent	Solids Content	%TS	55	70	60
		Bulk Density	lbs/CY	500	800	700

**Table 3. General Design Criteria for Key West Biosolids Compost Facility**  
*Key West Biosolids Compost Facility Concept*

Item	Description	Parameter	Units	Minimum	Maximum	Design Value
<b>Mixing</b>	Compost	Solids Content	%TS	55	65	60
		Bulk Density	lbs/CY	800	1,000	900
	Batch Mixer(s)	Op. Schedule	Hours/day, 5 days/week	4	8	4
<b>Composting</b>	Initial Mix Characteristics	Solids Content	%TS	40	45	40
		Bulk Density	lbs/CY	750	1,000	880-940
	Detention Time	Calendar Days		15	28	21
		Working Days		15	20	15
	Pile Dimensions	Base Depth	Feet	0.5	1	1
		Mix Height	Feet	7	10	10
		Cover Height	Feet	1	2	1
		Total Height	Feet	8.5	13	12
	Aeration	Method	Pos/Neg			Neg
		Capacity	CFH/DT	3,000	5,000	5,000
<b>Screening</b>	Portable Screen	Screening Location		Before Curing	After Curing	Before Curing
	Screen Type	Deck, Trommel or Star				Trommel
	Screen Size		Inches	1/4	1/2	3/8
	Feed Capacity		CY/HR	40	100	40
	Redundant Unit		Yes/No			No
<b>Curing</b>	Detention Time	Calendar Days		21	30	28
		Working Days		15	20	20
	Pile Dimensions	Base Depth	Feet	0	0	0
		Mix Height	Feet	6	12	10
		Cover Height	Feet	0	0	0
		Total Height	Feet	6	12	10
	Aeration	Method	Pos/Neg			Pos
		Capacity	CFH/DT	500	1,200	1,000
<b>Storage</b>	Biosolids Receiving Bunker		Op. Days	0	1	0.5
	Bulking Agent Storage 10 Feet		Op. Days	0	30	10
	Bulking Agent Inside 10 Feet		Op. Days	0	1	0.5
	Recycled Bulking Agent Storage 10 Feet		Op. Days	0	30	5

**Table 3. General Design Criteria for Key West Biosolids Compost Facility**  
*Key West Biosolids Compost Facility Concept*

Item	Description	Parameter	Units	Minimum	Maximum	Design Value
	Recycled Bulking Agent Inside 10 Feet		Op. Days	0	1	0.5
	Compost Product Storage 10 Feet		Calendar Days	90	180	20
<b>Odor</b>	Compost Process Exhaust		Continuous	Yes	No	Yes
<b>Control</b>	Biosolids Storage Area		AC/HR	6	12	6
	Mixing Area		AC/HR	6	12	6
	Compost Area		AC/HR	6	12	Passive
	Curing Area (Covered)		AC/HR	0	8	Passive
AC/HR = air changes per hour CFH/DT = cubic feet per hour per dry ton lbs/CY = pounds per cubic yard neg = negative Op. = operational pos = positive CY/HR = cubic yards per hour						

### 3.1 Material Balances

A materials balance is necessary to define the equipment size, space requirements, materials handling, and manpower needs for the biosolids composting facility. The material balances for processing 15 percent TS cake and 20 percent TS cake are shown in Tables 4 and 5, respectively. These material balances are based on the general design criteria provided in Table 3 and a maximum monthly capacity of 105 dry tons, which translates to a calendar day capacity of 3.5 dry tons. Mixing, pile building, and screening activities would typically occur 5 days per week, so the material balances are based on a quantity of 4.9 dry tons per operating day.

**Table 4. Key West Compost with 15 Percent TS Cake**  
Key West Biosolids Compost Facility Concept

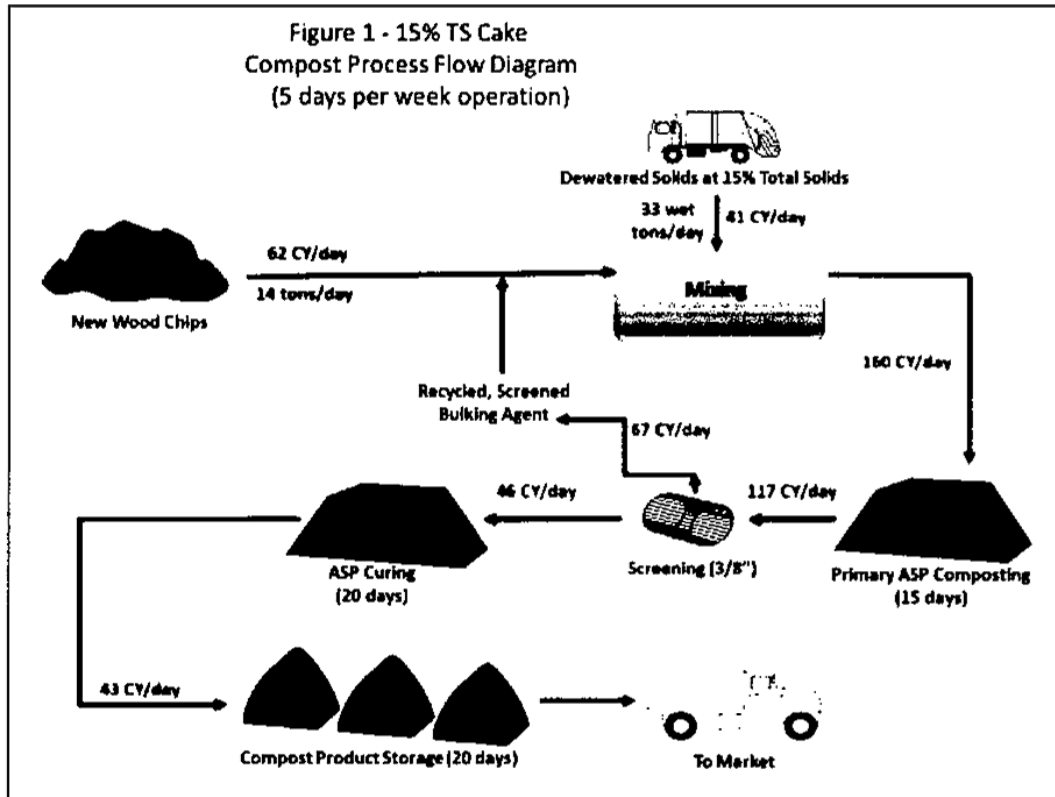
DAILY MATERIALS BALANCE FOR: Key West 15%TS CapEx (MM)							
FOR SCREEN BEFORE CURE							
BASED ON:							
OPERATING DAYS PER WEEK:	5	MASS BALANCE SUCCESSFUL					
BIO-SOLIDS DRY TONS PER DAY:	4.9						
PERCENT TOTAL SOLIDS (TS):	15.0%	MASS BALANCE SUCCESSFUL					
Material	Volume (CY)	Total Weight (Tons)	Dry Weight (Tons)	Volatile Solids (Tons)	Bulk Density (lbs/CY)	Solids Content (%)	Volatile Solids (%)
Biosolids	40.8	33	4.9	3.9	1600	15.0%	80.0%
New Bulking Agent	62.2	14.0	9.1	0.5	450	65.0%	95.0%
Screened Recycled Bulking Agent	66.7	23.3	14.0	12.6	700	60.0%	90.0%
Recycled Active Compost	0.0	0.0	0.0	0.0	800	60.0%	81.6%
Primary Compost Mixture	159.5	70.0	28.0	17.0	878	4.0%	60.8%
Base (Recycled BA)	8.9	3.1	1.7	1.7	700	60.0%	90.0%
Cover (Unscreened)	17.7	7.1	4.3	3.4	800	60.0%	80.0%
Primary Composting Losses		23.1	1.7	1.7			
Cover (Unscreened)	17.7	7.1	4.3	3.4	800	60.0%	80.0%
Screen Feed	117.3	46.9	28.2	17.0	800	60.0%	81.6%
Recycled Bulking Agent	75.4	26.4	15.8	14.3	700	60.0%	90.0%
Curing	45.6	20.5	12.3	2.7	900	60.0%	22.2%
Curing Losses			0.7	0.7			
Compost to Storage	43.0	19.3	11.6	2.0	900	60.0%	17.4%

**Table 5. Key West Compost with 20 Percent TS Cake**  
*Key West Biosolids Compost Facility Concept*

<b>DAILY MATERIALS BALANCE FOR: Key West 20%TS CapEx (MM)</b>							
FOR SCREEN BEFORE CURE							
<b>BASED ON:</b>							
OPERATING DAYS PER WEEK:	5						MASS BALANCE SUCCESSFUL
BIOSOLIDS DRY TONS PER DAY:	4.9						
PERCENT TOTAL SOLIDS (TS):	20.0%						MASS BALANCE SUCCESSFUL
Material	Volume (CY)	Total Weight (Tons)	Dry Weight (Tons)	Volatile Solids (Tons)	Bulk Density (lbs/CY)	Solids Content (%)	Volatile Solids (%)
Biosolids	30.6	25	4.9	3.9	1600	20.0%	80.0%
New Bulking Agent	31.1	7.0	4.6	0.5	450	65.0%	95.0%
Screened Recycled Bulking Agent	46.7	16.3	9.8	8.8	700	60.0%	90.0%
Recycled Active Compost	0.0	0.0	0.0	0.0	800	60.0%	81.8%
Primary Compost Mixture	101.9	47.8	19.3	13.2	939		68.8%
Base (Recycled BA)	5.7	2.0		1.1	700	60.0%	90.0%
Cover (Unscreened)	11.3	4.5	2.7	2.2	800	60.0%	80.0%
Primary Composting Losses		16.0	1.3	1.3			
Cover (Unscreened)	11.3	4.5	2.7	2.2	800	60.0%	80.0%
Screen Feed	79.6	31.9	19.1	13.0	800	60.0%	81.8%
Recycled Bulking Agent	52.5	18.4	11.0	9.9	700	60.0%	90.0%
Curing	30.0	13.5	8.1	3.1	900	60.0%	37.9%
Curing Losses			0.5	0.5			
Compost to Storage	28.1	12.7	7.6	2.6	900	60.0%	33.8%

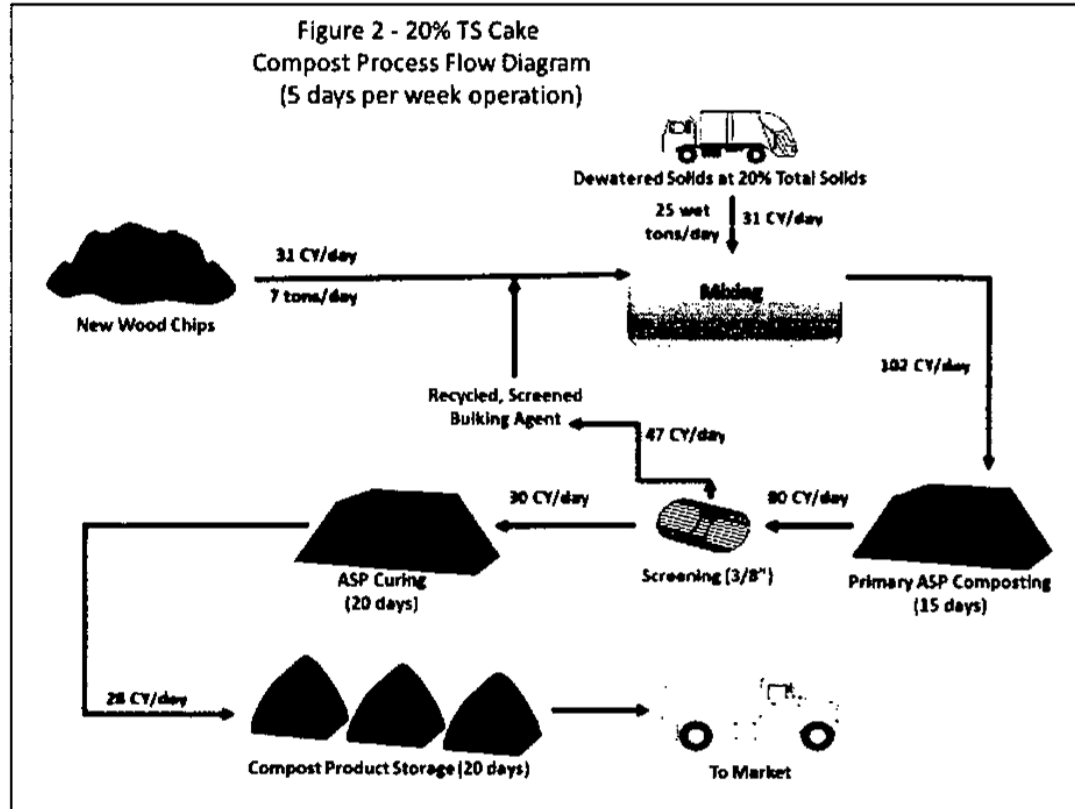
### 3.2 Process Flow Diagrams

Figure 1 depicts the process flow diagram for composting 15 percent TS cake using the existing belt filter press dewatering.



**Figure 1. 15 Percent TS Cake Compost Process Flow Diagram (5 days per weeks operation)**  
Key West Biosolids Compost Facility Concept

Figure 2 shows the process flow diagram for composting 20 percent TS cake using new centrifuge dewatering once the existing belt filter presses reach the end of their useful life.



**Figure 2. 20 Percent TS Cake Compost Process Flow Diagram (5 days per weeks operation)**  
Key West Biosolids Compost Facility Concept

Table 6 demonstrates the differences in material quantities on an annual basis for the two options. The City currently generates between 8,200 and 9,000 tons of yard waste/horticultural debris that must be hauled to south Florida for disposal/use at a cost of \$69 per ton. As shown in Table 6, between 20 percent and 40 percent of the yard waste would be incorporated into the wastewater solids composting operation, thereby reducing the existing disposal costs accordingly.

**Table 6. Annual Material Quantities for Both Options**  
Key West Biosolids Compost Facility Concept

Annual Material Quantities	15 Percent TS Cake Feed	20 Percent TS Cake Feed
Tons of Cake	8,490	6,370
Tons of Ground Yard Waste	3,640	1,820
Cubic Yards of Ground Yard Waste	16,200	8,100
Cubic Yards of Input Mix	41,500	26,500
Cubic Yards of Compost	11,200	7,300


### 3.3 Compost Facility Concept Description

Basic concepts of the assumed composting facility follow. One tensioned membrane structure will be installed to provide a covered area for the mixing operation. This structure will be placed on an asphalt pad and will be supported on a reinforced concrete foundation. The mixing building will be equipped with roll-up doors for vehicle access and man-doors for staff access and code required egress. This building will have capacity for dewatered solids and bulking agent storage for up to half an operating day of capacity. The base of the membrane walls will be mechanically sealed against the asphalt to prevent rain from entering the structure. This structure would need to be rated for hurricane-force winds. Ventilation of the building will be provided by four supply fans and four exhaust fans. A batch mixer will be housed in the building to mix dewatered cake solids and bulking agent. A conveyor system will move the mixed compost feedstock from the fabric structure to a covered compost mix bunker for removal by a front-end loader to the compost building. The conveyor will include an integral cover to prevent rainfall from soaking the mixed compost and to prevent rainfall from running down the conveyor into the mixing machine.

The compost building will be a three-sided, pre-engineered structure (or similar) and will include concrete walls on three sides for containment of the compost piles. An extended compost pile will be built up to a height of 12 feet. Aeration would be provided using perforated high-density polyethylene (HDPE) pipe on-grade, providing negative aeration. Individual compost fans would be located behind the concrete wall with one fan per 2 days of solids production, assuming a 5-day production schedule. Constant negative ventilation will be pulled through the composting piles by eight dedicated fans and this air routed to a wood-chip based biofilter for odor control treatment. The biofilter will have its own dedicated booster fan. After composting, screening using a portable trommel screen outside will allow for recycled bulking agent to be reused in the composting process. Curing bays will provide positive aeration through above-ground perforated HDPE pipe with 4 operating days of product being aerated by one fan, or a total of five curing fans. Simple temperature feedback controls will be provided for the active composting fans using variable speed drives to provide the needed ventilation rate for process control. Automated monitoring would be provided in the composting piles to record pile temperatures and demonstrate regulatory (PFRP and VAR) compliance.

Because mixing of wastewater solids and bulking agent occurs inside a building, and both composting and curing operations are under-roof, rainwater will not fall on unprocessed solids. Open roadways and building roof rainwater will be managed as clean stormwater. Condensate from the compost pile exhaust air stream will be collected and piped back to the WRF for treatment.

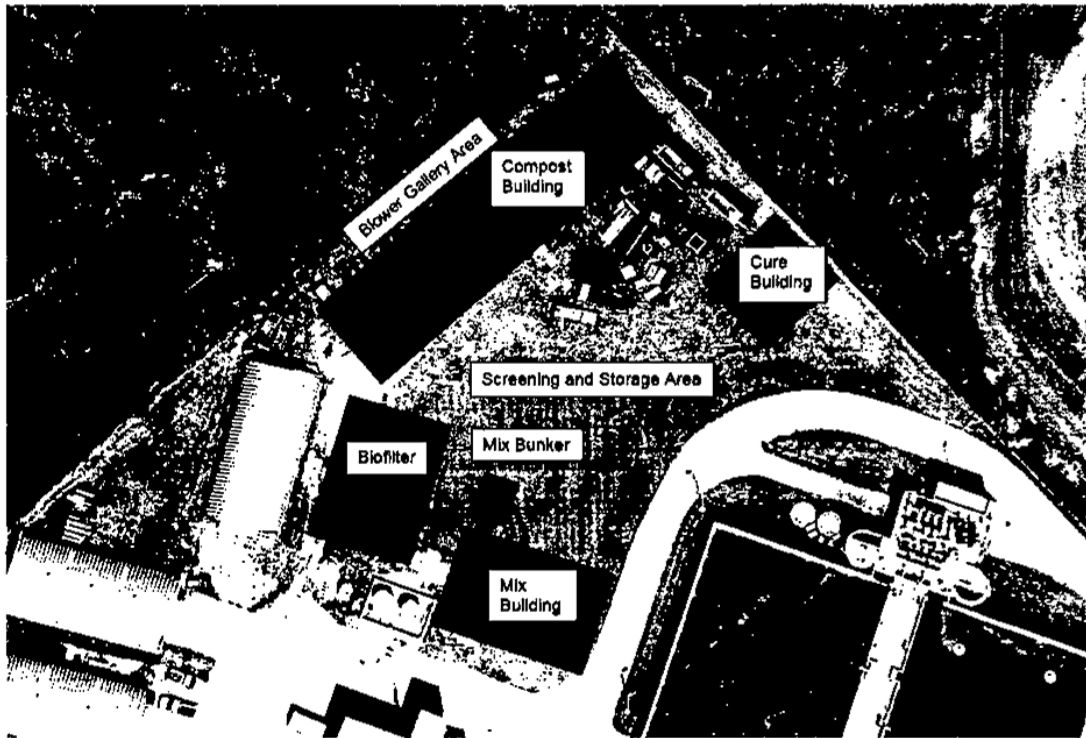
Ground bulking agent can be delivered to the outside storage area, and finished compost can also be stored there. Grinding yard wastes to supply new bulking agent is assumed to be provided by a third-party offsite. Figure 3 shows a similar site layout for a biosolids compost facility located in Kodiak, Alaska. Many of this facility's features could be incorporated into a Key West compost facility.



**Figure 3. Kodiak, Alaska Compost Facility**  
*Key West Biosolids Compost Facility Concept*

### **3.4 Compost Facility Conceptual Site Layout**

Figure 4 shows a conceptual site layout depicting major facility components of a proposed compost facility that could be located on the Key West WRF Site. This site layout is preliminary and developed to show that sufficient space exists in the northwest corner of the WRF site to accommodate the major components of such a compost facility based on 15 percent TS cake solids; optimization of the layout would be done in preliminary design. If 20 percent cake solids were produced, the compost building size would be reduced by about 25 percent. The rest of the site layout would remain largely unchanged.



**Figure 4. Concept Compost Site Layout with Major Facility Components (Scale is Approximate)**  
*Key West Biosolids Compost Facility Concept*

#### **4. Conceptual Compost Facility Cost Estimates**

Jacobs used its internal proprietary composting tool to develop sizing and costing information for the two options previously discussed. Capital, operations and maintenance (O&M), and life-cycle costs for both options were developed to a Class 4 level of accuracy. The capital cost estimates are based on the guidelines provided by the Association for the Advancement of Cost Engineering International and adopted by the American National Standards Institute for a Class 4 level estimate. Class 4 estimates are based on conceptual design when the engineering effort is from 1 to 5 percent complete and includes a 30 percent contingency. Unit costing information from RSMeans, vendor quotes, and construction experience in other communities was used in developing concept-level cost estimates. The expected accuracy ranges for this class capital cost estimate are -30 percent on the low side and +50 percent on the high side. The operating costs consisting of labor, electricity, and fuel were based on prevailing local rates at the time of this work. Bulking agent costs are assumed based on being made available by a third-party processor who would grind the bulking agent for use. Compost pricing is based on a modest revenue of \$10 per cubic yard for the sale of the compost product, although pricing tends to be significantly higher for remote locations such as Key West. It is possible that agreements could be explored with a third-party to grind the bulking agent for use and for cost sharing of revenue for compost sales by a third-party as well. These aspects can be evaluated further as part of subsequent efforts/tasks.

Table 7 shows the estimated capital cost for the 15 percent TS cake option and the 20 percent TS cake option. These estimates show appropriate contractor markups, contingency, engineering, and services during construction using a standard design-bid-build project development model. The range of capital costs expected to develop an aerated static pile composting facility to process all dewatered cake and a portion of the City's yard wastes is expected to range between \$5.4 million and \$5.9 million. These costs

could vary by as much as 30 percent lower, on the low side, to 50 percent higher, on the high side, based on the level of project definition at this stage in development.

Tables 8 and 9 show pro forma costs for each option inclusive of operating costs and capital costs assuming a 20-year project life on structures and a 10-year life on moving stock. The operating cost is expected to range from \$59 to \$62 per ton of dewatered solids processed. After product sales, the net operating cost would drop to \$45 to \$50 per ton of dewatered cake solids processed. Additionally, a net savings in yard waste haulage of approximately \$40 per ton can be expected (assuming a private company grinds and delivers the required 1,800 to 3,600 tons each year to the compost facility for a net cost of \$28 per ton), which could reduce the annual cost of yard waste collection and landfilling by as much as \$150,000. It is expected that two operators would be needed to run the 15 percent TS facility with half-time maintenance operator support and quarter-time supervisor support. Only 1.5 operators would be needed for the 20 percent TS facility option.

**Table 7. Key West Compost Concept Capital Cost Estimate**

*Key West Biosolids Compost Facility Concept*

	15 Percent TS Total Cost	20 Percent TS Total Cost
<b>Site Work</b>		
Earthwork	\$98,000	\$79,000
Miscellaneous Site Work	\$98,000	\$79,000
Site Work Total	\$196,000	\$158,000
<b>Compost Pre-engineered Building</b>		
Building Pad	\$132,000	\$101,000
Building, 24-foot Clear Height	\$674,000	\$539,000
Compost Bunkers and Pushwalls	\$836,000	\$784,000
Compost Building Total	\$1,642,000	\$1,424,000
<b>Composting Process System</b>		
Compost and Biofilter Piping	\$110,000	\$102,000
Biofilter	\$90,000	\$90,000
Process Equipment	\$472,000	\$471,000
Electrical and Instrumentation	\$374,000	\$343,000
Composting Process System Total	\$1,046,000	\$1,006,000
<b>Mobile Equipment</b>		
Front End Loaders (Cat 950H with 7 CY Ejector)	\$325,000	\$325,000
Screen, 40 CY/HR Screen USA	\$140,000	\$140,000
Wireless Compost Temperature Probes	\$58,500	\$58,500
Horizontal Grinder	\$0	\$0
Mobile Equipment Total	\$523,500	\$523,500
<b>Total Construction Cost (Direct Costs Only, Without Mobile Equip.)</b>	<b>\$2,894,000</b>	<b>\$2,953,000</b>
Contractor Home Office	\$288,400	\$258,800

**Table 7. Key West Compost Concept Capital Cost Estimate**  
*Key West Biosolids Compost Facility Concept*

	15 Percent TS Total Cost	20 Percent TS Total Cost
Contractor Fee	\$285,516	\$256,212
Project Bond/Insurance	\$89,906	\$80,678
Mobilization/Demobilization	\$106,435	\$95,511
Contingency	\$1,096,277	\$983,760
Engineering	\$380,043	\$341,037
Construction Services	\$285,032	\$255,778
<b>Total Project Cost</b>	<b>\$5,940,000</b>	<b>\$5,384,000</b>

**Table 8. Pro-Forma Estimated Costs for Composting 15 percent TS Cake**  
**Key West Biosolids Compost Facility Concept**

*Jacobs considers the algorithms, data, and information contained in this document to be proprietary. This information contained herein shall not be disclosed, duplicated, used, or disclosed in whole or in part for any purpose other than those described in the services agreement. Jacobs is not responsible for the validity or accuracy of results due to data or inputs that have been changed from this original file without Jacobs knowledge or consent.*

<b>Pro Forma in \$ USD for 15% TS Option</b>			
Type of System	ASP with biofiltration, piping only (no grates)		
System Cost	\$	5,415,608	
Rolling Equipment Cost	\$	523,500	
Annual Tons Biosolids Processed			8,493
Capital Cost		<b>Total</b>	<b>Annual</b>
System Cost	\$	5,415,608	\$ 381,000
Mobile Equipment Cost	\$	523,500	\$ 62,900
Total Capital	\$	5,939,108	\$ 443,900
<b>Annual O&amp;M Costs</b>			
Annual Tons Biosolids Cake			8,493
<b>Operations and Maintenance Expenses</b>			
Hauling biosolids cake	\$		-
Mixing	\$		21,728
Front end loaders maintenance and repair	\$		23,400
Diesel consumption all equipment	\$		59,168
Electrical consumption all equipment	\$		44,857
Screening	\$		6,101
Staff Labor Cost	\$		237,360
General repair and replacement	\$		23,600
Bulking agent	\$		36,400
Biofilter media replacement (every 2 years)	\$		3,250
Miscellaneous	\$		41,621
<b>Total Operation and Maintenance</b>	<b>\$</b>		<b>497,486</b>
Unit O&M Cost Per Ton Biosolids Processed	\$		<b>58.57</b>
Revenues from Product Sales	\$		111,756
Operation and Maintenance after Product Sales	\$		385,730
Unit O&M Cost Per Ton Biosolids After Product Sales			<b>\$45.42</b>
Net Annual Expense	\$		830,000
Unit Cost (\$/wet ton of annualized Capital and O&M)	\$		<b>97.72</b>

**Table 9. Pro-Forma Estimated Costs for Composting 20 percent TS Cake**  
Key West Biosolids Compost Facility Concept

*Jacobs considers the algorithms, data, and information contained in this document to be proprietary. This information contained herein shall not be disclosed, duplicated, used, or disclosed in whole or in part for any purpose other than those described in the services agreement. Jacobs is not responsible for the validity or accuracy of results due to data or inputs that have been changed from this original file without Jacobs knowledge or consent.*

<b>Pro Forma in \$ USD for 20% TS Option</b>			
Type of System	ASP with biofiltration, piping only (no grates)		
System Cost	\$	4,859,776	
Rolling Equipment Cost	\$	523,500	
Annual Tons Biosolids Processed			6,370
Capital Cost		<b>Total</b>	<b>Annual</b>
System Cost	\$	4,859,776	\$ 341,900
Mobile Equipment Cost	\$	523,500	\$ 62,900
Total Capital	\$	5,383,276	\$ 404,800
<b>Annual O&amp;M Costs</b>			
Annual Tons Biosolids Cake			6,370
<b>Operations and Maintenance Expenses</b>			
Hauling biosolids cake	\$		-
Mixing	\$		13,878
Front end loaders maintenance and repair	\$		15,600
Diesel consumption all equipment	\$		39,700
Electrical consumption all equipment	\$		40,773
Screening	\$		4,142
Staff Labor Cost	\$		199,280
General repair and replacement	\$		23,550
Bulking agent	\$		18,200
Biofilter media replacement (every 2 years)	\$		3,250
Miscellaneous	\$		33,692
<b>Total Operation and Maintenance</b>	<b>\$</b>		<b>392,065</b>
Unit O&M Cost Per Ton Biosolids Processed	\$		<b>61.55</b>
Revenues from Product Sales	\$		73,129
Operation and Maintenance after Product Sales	\$		318,936
Unit O&M Cost Per Ton Biosolids After Product Sales			<b>\$50.07</b>
Net Annual Expense	\$		724,000
<b>Unit Cost (\$/wet ton of annualized Capital and O&amp;M)</b>	<b>\$</b>		<b>113.66</b>

## 5. Summary

This analysis demonstrates that a full-scale aerated static pile compost facility capable of managing the entire Key West WRF cake solids output can fit on the existing WRF site. An aerated static pile facility with covered processing areas and full odor control of the composting process is included in the facility that has been sized and costed. The range of capital costs expected to develop an aerated static pile composting facility to process all dewatered cake and a portion of the City's yard wastes is expected to range between \$5.4 million and \$5.9 million. These costs could vary by -30 percent on the low side to +50 percent on the high side, based on the level of project definition at this stage in development. Operating costs are expected to range from \$59 to \$62 per ton of dewatered solids processed. After product sales, however, the net operating cost would range from \$45 to \$50 per ton of dewatered cake solids processed. This compares against a current cost of more than \$75 per ton to haul and landfill the solids cake, and that cost will most certainly escalate. Additionally, a net savings in yard waste haulage of approximately \$40 per ton can be expected (assuming a private company grinds and delivers the material to a new Key West compost operation for \$28 per ton), which could reduce the annual cost of yard waste collection and landfilling by as much as \$150,000. Taking both these cost savings into consideration using the enclosed assumptions, the net annual O&M cost (not including amortized capital) to manage the dewatered solids would be reduced from the current cost of \$637,000 to between \$236,000 and \$246,000 for the two scenarios evaluated. This O&M cost savings would result in a payback period for the capital outlay of between 13.5 and 14.75 years. As these numbers are based on a preliminary, concept-level development for this project, more specific design criteria and cost analysis can be performed once a preliminary design is developed.

A market study/analysis of the potential types and costs of bulking agents available and the potential value of the compost produced by a compost facility may indicate better economics. Evaluations to explore potential partnerships with private enterprises to develop a composting facility at another nearby location could yield additional economic opportunities for the City. A compost pilot study to demonstrate the efficacy of the process on Key West cake solids and yard wastes can also be a very useful next step to allow for stakeholder buy-in from operations personnel, City staff, the public, regulators, and potential third-party partners. Additional benefits from performing a pilot study include the opportunity to evaluate available bulking agents and to more accurately determine market interest and value for the compost that would be produced. Sampling and testing of the compost produced in a compost pilot study would demonstrate Class AA standards are achieved and allow evaluation of any emerging contaminants of concern to regulators or stakeholders. Odor sampling and testing can also be performed as part of a pilot study to allow more accurate odor dispersion modeling of the planned facility design.

---

**TASK ORDER 3-21 SWR**  
**ENGINEERING SERVICES FOR THE CITY OF KEY WEST**  
**COMPOST PILOT STUDY**

**SCOPE OF SERVICES**

**Project Background**

The Key West Water Reclamation Facility currently produces about 6,000 wet tons per year of dewatered wastewater solids using belt filter presses. The two Ashbrook Winkle presses dewater to about 16% total solids on average. Typical operation is for dewatering to run 8 hours per day, 5-6 days per week depending on solids inventory. The dewatered cake is loaded directly into trailers and hauled by a third-party contractor to landfill disposal approximately 200 miles away at a current unit cost of \$75.22/ton. In addition, the City generates significant quantity of yard waste/horticultural debris which is also hauled by a third-party contractor to a compost facility over 200 miles away at a cost of approximately \$69/ton.

The City has expressed interest in evaluating the potential of composting the wastewater solids as a management method to eliminate the long-distance hauling and disposal costs. An additional benefit would be the potential use of the horticultural waste as bulking agent for composting the wastewater solids thereby beneficially reusing these two materials locally to produce a marketable compost product for local landscape use.

**Project Description**

Jacobs Engineering, Inc. (JACOBS) is pleased to submit this proposal for a pilot study for composting biosolids generated by the City of Key West that are currently landfilled. A pilot aerated static pile composting operation is recommended for further evaluation of blending dewatered cake with available chipped yard/brush wastes and producing a product for testing. Pilot testing of the process using City of Key West sludge and bulking agent materials will allow for further refinement of the mass balance and process flow requirements developed in the conceptual design before a final design is developed. The pilot can be easily constructed and operated on the Key West WWTP site by our wastewater personnel to familiarize them and the City with the process. Simple equipment can be used such as a front-end loader, a small blower, perforated piping, simple controls, and screening equipment to gather field data for better design of a full-scale system and to provide information to the Florida DEP and the community.

The benefits to the City of the pilot test would be:

- Ability to evaluate characteristics, cleanliness and quantity of various potential bulking agents available.
- Allow City personnel to see how the operation would function first-hand on Key West specific waste materials.
- Allow City to evaluate the operational requirements of the system.

- 
- Allow for quantifying and testing of the compost and to explore potential uses/markets for the compost.

## **Scope of Services**

### **Task A – Composting Pilot Study**

Execution of the Composting Pilot Study is proposed to occur under a single Task and will follow the below 10 steps.

1. Kickoff Meeting
  - a. Scope: JACOBS will meet with WWTP and City staff to discuss the objectives of the pilot study, determine materials and quantities to be tested in the pilot study, and identify the location of the pilot study on the WWTP site. Any materials or equipment that the City has on-hand that could be used for the pilot study such as a front-end loader, piping, etc. will be investigated during this kickoff meeting. JACOBS will work with the City to determine site logistics such as power source, bulking agent storage, dirty water handling, and sizing of the planned pilot compost pile.
  - b. Deliverable: Meeting minutes
  - c. Assumptions: City staff who will be responsible for developing and operating the pilot compost operation will be available for this meeting with JACOBS staff. The meeting(s) will occur over the course of two days to allow for information gathering and dialogue.
2. Pilot Design
  - a. Scope: Based on the information summarized in the Jacobs August, 2019 Compost Facility Concept TM and the pilot study kickoff meeting, JACOBS will develop a compost pilot study equipment using an aerated static pile compost operation. A preliminary list of equipment will be developed for operation of the pilot including front loader/skid loader, aeration blower, piping, temperature probes, screening needs, etc. It is assumed that no site improvements such as asphalt pad or a lined site will be required but that the pilot can be arranged on an existing gravel or asphalt pad on the north side of the WWTP site. ASP composting using positive aeration will be used to process approximately 30 cubic yards of normally dewatered sludge cake. Limited odor control will be provided using a filtration layer of wood chips placed on top of the composting pile to minimize odors from the process. JACOBS will develop sketches for the pilot design, and an operation plan for carrying out the pilot study. It is anticipated that the pilot study would be conducted over a 3-4 month period with active composting for 3-4 weeks and curing for 3-4 weeks. It is assumed screening will be performed by a third party offsite, or by using small a hand-made screen to generate sufficient quantities of compost product to test and show potential users various product types (coarse vs. fine).
  - b. Deliverable: JACOBS will prepare a pilot study design layout including drawings, materials balance, equipment list and pilot study protocol.

- 
- c. Assumptions: City to secure sufficient bulking agent/wood chips (approximately 160 cubic yards) and discussions/negotiations with a potential local landscaper to screen the compost pile to 3/8" after processing. Trucking equipment/costs to move compost pile (approximately 130 CY) to the third-party site for screening and to return compost (approximately 40 CY) back to the WWTP for curing is assumed to be City responsibility.
3. Permitting with Florida DEP
- a. Scope: JACOBS will meet with Florida DEP South District via virtual means to review the pilot study design and planned sampling and testing protocols to ensure the pilot design meets Florida DEP requirements and addresses Florida DEP concerns. JACOBS will prepare written document for submission to Florida DEP for their review and approval.
  - b. Deliverable: Meeting with Florida DEP and meeting minutes to all parties.
  - c. Assumptions: City staff to participate in Florida DEP meeting by phone. A letter submission to DEP documenting the pilot facility planned operation is all that is required.
4. Equipment Procurement
- a. Scope: JACOBS will develop an equipment list and gather specific equipment cut sheets for procurement of such equipment. Items will include a blower, piping, temperature probes, pressure gauges, timer, electrical connections, blower housing, and miscellaneous equipment. It is assumed the City will have access to a small front-end loader for preliminary pile construction and tear down activities.
  - b. Deliverable: Equipment list and specification/cut sheet information for City use.
  - c. Assumptions: JACOBS will identify equipment for procurement and will procure equipment.
5. Pilot Setup
- a. Scope: JACOBS will assist the City with development of the pilot site location and layout details including determining where materials will be received, mixed, and placed into the ASP. Pad area required, electrical connections, drainage and runoff details will be determined for development of the pilot facility.
  - b. Deliverable: Pilot facility layout concept sketches.
  - c. Assumptions: JACOBS operations team to set up pilot equipment. City to procure/secure wood chip delivery to WWTP site.
6. Pilot Start Up
- a. Scope: JACOBS will be on site for up to 4 consecutive days to assist the City in properly mixing of components and placing material into a compost pile and starting the compost process. JACOBS will ensure WWTP staff are properly trained to operate and monitor the compost operation including data collection and process adjustments.

- 
- b. Deliverable: On-site training and assistance and initial trip memo outlining activities performed and monitoring activities.
  - c. Assumptions: WWTP staff will conduct mixing and pile building activities using existing front-end loader.

7. Pilot Monitoring and Management

- a. Scope: JACOBS will be available for over-the-phone consultation as needed for the duration of the pilot study. Initially daily phone calls will be conducted followed by daily emailing or faxing of operating data for JACOBS review and feedback.
- b. Deliverable: Operational monitoring assistance and one site visit by JACOBS staff to assist in transitioning from composting to curing activities.
- c. Assumptions: JACOBS WWTP plant staff to perform process monitoring and communicate to JACOBS technology staff daily throughout the composting pilot study.

8. Final Compost Sampling & Testing

- a. Scope: JACOBS staff will collect representative finished compost samples for analysis of all regulatory required parameters to demonstrate compliance with Florida DEP requirements. Samples will be collected and shipped to a certified compost testing laboratory for analysis of fecal coliform and salmonella, metals, nutrients and other compost parameters. The exact number of samples and frequency of testing will be determined through meetings with Florida DEP earlier in the planning stages. In addition, sludge and final compost samples will be collected and analyzed for Per- and Poly-Fluoro Alkyl Substances. Costs of all sampling and testing performed is included. Depending on Florida DEP requirements, the final compost product may or may not be able to be used in demonstration activities. If not, DEP may require landfilling of the finished compost after sampling and testing is completed. The cost of landfilling these materials if needed will be included in normal sludge hauling and disposal activities with those costs being passed on to the City.
- b. Deliverable: Site visit at the completion of the composting and curing stages to oversee screening and sampling of finished compost product. Results of sampling and analysis will be summarized in a memo for incorporation into the final pilot study report.
- c. Assumptions: Jacobs to pay for costs of shipping and analyzing compost samples.

9. Pilot Study Report and Meeting

- a. Scope: JACOBS will summarize the results of the pilot study in a written report which will supplement the preliminary previously submitted Concept TM. Findings from the pilot study will be used to adjust the preliminary materials balance and process flow as necessary for use in the final design. Information regarding process performance, materials used and final product characteristics and compliance with Florida DEP regulatory requirements will be summarized in this report. Next steps in the development of a full-scale composting facility will be outlined for City use. After submission of a draft

---

report, a meeting will be held to discuss the overall findings and to outline future implementation steps and schedule.

- b. Deliverable: Draft and final report and final project meeting with the City.
- c. Assumptions: Final meeting to be virtual and in person

**10. Pilot Study PM and Administration**

- a. Scope: Project manager to conduct monthly progress phone calls with the City as to completed and planned project activities, project schedule updates, budget and billing.
- b. Deliverable: Monthly phone calls and project progress invoices.
- c. Assumptions: Project to be completed within 5 months of notice to proceed.

## **Assumptions**

In addition to those listed above, the following assumptions were used in the development of this Task Order:

- All electronic deliverables will utilize Adobe format (pdf), or another common software format as noted in scope.
- Meetings may be held utilizing on-line resources (Microsoft Teams, or similar) for all or some of the attendees. Typically, CONSULTANTS local Project Manager will attend in person, with other Technologists attending via online conference resources.
- CONSULTANT will reasonably rely upon the accuracy, and completeness of any information/data provided by the CITY or other third parties.

## **Obligations of the CITY**

To assist meeting schedule and budget estimates contained in this proposal, the CITY will provide the following:

- City of Key West will provide front-end loader, and all bulking agent materials required for composting.
- City of Key West WWTP staff will assist in pilot set-up and tear-down, as well as conduct daily monitoring of the compost pile as outlined in Scope of Services.
- City of Key West will transport compost material to and from third party screening facility as discussed in Scope of Services.
- Prompt review and comment on all deliverables.
- Facilitate access to any required facilities.
- Attendance of key personnel at meeting as requested.

## **Additional Services**

The CONSULTANT will, as directed, provide additional services that are related to the project but not included within this Scope of Services. These and other services can be provided, if desired by the CITY, as an amendment to the Task Order. Work will begin for the Additional

---

Services after receipt of a written notice to proceed from the CITY. Additional services may include, but are not limited to, the following:

- Additional design services if requested by the CITY
- Bid or construction phase services
- Permitting Services

## **Compensation**

The estimated compensation for TASK ORDER NO. 3-21 SWR **\$99,711.00**.  
Compensation listed by task and per diem rate is included as Attachment A.

## **Schedule**

Once Notice To Proceed is issued by the CITY, this project is estimated to be completed within 5 months.

Attachment A  
COMPENSATION

Key West Composting Facility Pilot Study Compensation									
Role	PM	Senior Consultant	Process	Admin	Total Hours	Labor	Expenses	Travel	Total
Rate Category	Engr. 5	Engr. 8	Engr. 3	Clerical			Includes markup		
2021 Rate	\$147.21 Hours	\$256.40 Hours	\$147.21 Hours	\$78.52 Hours			10% 10%	10% 10%	
<b>Task A - Compost Facility Pilot Study</b>									
1.0 Kickoff Meeting	4	8	8		20	\$3,818			\$3,818
2.0 Pilot Design	4	16	8		28	\$5,869			\$5,869
3.0 Permitting with FL DEP		8	16		24	\$4,407			\$4,407
4.0 Equipment Procurement	8	4	16		28	\$4,559	\$8,000		\$12,559
5.0 Pilot Set Up		8	8		16	\$3,229			\$3,229
6.0 Pilot Start Up	12	40	24		76	\$15,556		\$4,000	\$19,556
7.0 Pilot Monitoring and Management	12	16	24		52	\$9,402		\$1,500	\$10,902
8.0 Final Sampling & Testing	12	16	32		60	\$10,580	\$3,000	\$1,500	\$15,080
9.0 Pilot Study Report and Meeting	11	32	32	16	91	\$15,727		\$1,500	\$17,227
10.0 Pilot Study PM and Administration	48				48	\$7,066		\$0	\$7,066
Subtotal	111	148	168	16	443	\$80,211	\$11,000	\$8,500	\$99,711
Task Order 3-21 Total									\$99,711