

CHANGE ORDER

PROJECT: Key West City Hall at Glynn Archer

CHANGE ORDER NO. 6

DATE: July 12, 2016

ARCHITECT'S PROJECT NO: 1305

TO CONTRACTOR:

Burke Construction Group, Inc.

CONTRACT DATED: December 30, 2014

CONTRACT FOR:

Key West City Hall at Glynn Archer Phase 2
New Construction and Major Renovation

The Contract follows Change Order #2H and is changed as follows:

Change Order No. 1 established the ODP as follows:

In accordance with City of Key West Resolution 15-104, Burke Construction Group, Inc. (Burke) will manage the Owner Direct Purchase program on behalf of the City for a negotiated fee of 10 percent on the total savings realized. Refer to e-mail from Burke dated March 13, 2015 and Architect letter of recommendation dated March 13, 2015 attached to Change Order #1.

All contract reductions under this authorization will be Change Order 2, with the first labeled CO #2, and subsequent Change Orders related to ODP receiving a letter, i.e. 2A, 2B, etc.

This Change Order #6 includes the following Change Order Request # 032 Rev 3 (backup attached).....Increase \$ 57,210.49
Total Increase this Change Order.....Increase \$ 57,210.49

Please see attached correspondence as part of this change order

Not valid until signed by the Owner, Architect and Contractor.

The original (Contract Sum)(Guaranteed Maximum Price) was.....	\$	14,997,500.00
Net change by previously authorized Change Orders.....	\$	(3,108,801.86)
The (Contract Sum)(Guaranteed Maximum Price) prior to this Change Order was.....	\$	11,888,698.14

The (Contract Sum)(Guaranteed Maximum Price) will be increase		
by this Change Order in the amount of.....	\$	57,210.49
The new (Contract Sum)(Guaranteed Maximum Price) including this Change Order will be.....	\$	11,945,908.63

The Contract Time will be increased by 5 days

The date of Substantial Completion as of the date of this Change Order therefore is 21 May, 2016

ARCHITECT:
Bender & Associates Architects, P.A.
410 Angela Street
Key West, FL 33040

BY: 

DATE: 7.12.2016

CONTRACTOR:
Burke Construction Group, Inc.
3210 Flagler Avenue
Key West, FL 33040

BY: , Project Manager

DATE: 07/13/2016

OWNER:
City of Key West
3140 Flagler Avenue
Key West, FL 33040

BY: 

DATE: 13 JULY 2016

Distribution:

Owner	<input type="checkbox"/>
Contractor	<input type="checkbox"/>
Field	<input type="checkbox"/>
Architect's File	<input type="checkbox"/>



Mr. Bert Bender, Architect
Bender & Associates Architects, PA
410 Angela Street, Key West FL 33040

July 13, 2016

VIA: Email

**RE: KEY WEST CITY HALL AT GLYNN ARCHER
PROPOSED CHANGE ORDER NO. 6 – OWNERS REQUEST FOR CHANGE AVA SYSTEMS**

Dear Mr. Bert Bender:

As of Yesterday, July 12th, we are in receipt of proposed Change Order No. 6 executed by the Architect, Bert Bender, proposing to add to the project additional scope of work, constituting the furnishing and installation of a various components supporting the audio/sound/visual systems for the sum of \$57,210.49.00 and a time extension of 5 days to implement the additional work.

Today, July 13th we are returning the proposed change order executed by our firm.

The purpose of this letter is to return the change order executed and to ensure that there are not misconceptions regarding the proposed change order:

- ❖ The five (5) day extension included in this change order is for physically performing the work. This is the additional time required in the field to actually perform and install the work and includes zero days for procurement of materials and Owner's execution of change order;
- ❖ Pursuant to the Contract, the Contractor is only authorized to proceed with additional work based on an executed change order by the Owner. Therefore, we implore you to expedite this change order so that we in turn can prepare a change order to the subcontractor thereby releasing said subcontractor to proceed with the work. Upon receipt of an executed change order by the Owner we will then be authorized to release the vendor to perform the additional work. Needless to reiterate, time is of the essence, each day that passes without the Owner's authorization will continue to delay the project.

Sincerely,

A handwritten signature in blue ink, appearing to read 'David Hahn', is written over a light blue horizontal line.

David Hahn
Project Manager

cc: Anthony Burke
David Martinez
Mario Martinez
David Elder

REQUEST FOR CHANGE ORDER

- ☒ OWNER
☒ ARCHITECT
☒ CONTRACTOR
☒ FIELD
☐ SUBCONTRACTOR



PROJECT: **KEY WEST CITY HALL - GLYNN ARCHER**
1300 White Street
Key West, Florida 33040

REQUEST FOR CHANGE ORDER NO.: **032 Revision (3)**

REQUEST FOR CHANGE ORDER DATE: **07/12/2016**

CONTRACTOR: **Burke Construction Group, Inc.**
3210 Flagler Avenue
Key West, FL 33040

PROJECTS NO.: **1415**

DATE OF CONTRACT: 12/19/2014

AVA REVISIONS 03

The Contract is changed as follows:

Please see attached change order request for AVI-SPL as follows:

CRO1 Rev B Misc. Equipment.....	\$	12,654.67
CR02 Misc.	\$	516.15
CR03 Rev-D Misc. Equipment.....	\$	20,762.28
CR04 LISTEN SYSTEM.....	\$	1,065.30
CR05 12 Core Plenum fiber -OM3, etc.....	\$	5,874.38
FKE- COR 014- Furnish (18) HID iClass SE R40 Card Readers that include Bluetooth integration module as areplacement for current HID iClass SE R40 Card Readers.....	\$	2,289.35
FKE- COR 015- Remove/ Reinstall (12) 1st Floor Display Junction Boxes.....	\$	1,785.45
FKE- COR 016- Credit for (1) FB3 Floor Box Rm 133 & (1) FB4 poke thru box Rm 216 w/m/labor.....	\$	(1,163.72)
FKE- COR 012- Move (2) previously installed Camera Boxes in Chamber w/m/labor	\$	1,378.14
COR Subtotal.		\$ 45,162.00
General Conditions..		\$ 5,500.00
Contractor Fee: 10%.		\$ 4,516.20
Contractor OH: 2.5%		\$ 1,129.05
GL Insurance: 1%.		\$ 451.62
Bond : 1%		\$ 451.62
TOTAL RCO:		\$ 57,210.49
CONTRACT TIME INCREASE / (DECREASE):		5

Burke Construction Group, Inc.

CONTRACTOR

3210 Flagler Avenue

ADDRESS

Key West, FL 33040

BY (Signature)

David J Hahn, Project Manager

(Typed Name)

DATE

07/12/2016

Reservations: This proposal is based solely on the usual cost elements such as labor material and normal markups, and does not include any amount for additional changes in the sequence of work, delays, disruptions, rescheduling, lost productivity, extended or unabsorbed overhead, overtime, acceleration and or impact costs, unless specifically stated. The right is expressly reserved to amend and make claim for any and all of these related items prior to final settlement of this contract.



Audio Visual Innovations, Inc. - A wholly owned subsidiary of AVI-SPL, Inc.

718 South Military Trail, Deerfield Beach, FL 33442

(954) 938-9382 Fax (954) 776-4772

www.avispl.com

CHANGE REQUEST

No.: CR01 Rev-B

TO: DAVID HAHN, PROJECT MANAGER
BURKE CONSTRUCTION GROUP INC
GLYNN ARCHER, 1300 WHITE STREET
KEY WEST, FL 33040

Date: 7th July 2016

Job Number: 030I-15-62142

Job Name: KEY WEST CITY HALL

Job Location: GLYNN ARCHER, 1300 WHITE STREET

Original Contract or PO Number: 1415-022

Date of Original Contract: 8/14/15

Prepared By: PAUL WAREHAM-ALEX PORTER

Item	Qty.	Manufacturer	Model	Description	Unit Price	Extended Price
1	2	AMX	FG1058-580	DXG-O-DXL DXLINK OUTPUT CARD	\$ 1,364.94	\$ 2,729.88
2	2	AMX	FG1010-500	DX-RX DXLINK HDMI RECEIVER	\$ 846.26	\$ 1,692.52
3	-4	PANASONIC	AW-HE120W	HD PTZ CAMERA	\$ 7,249.99	\$ (28,999.96)
4	4	PANASONIC	AW-HE130W/K	HD PTZ CAMERA	\$ 7,833.33	\$ 31,333.32
5	-1	VADDIO	999-5655-000	PRODUCTIONVIEW HD-SDI CAMERA CTRL-SWITCHER	\$ 7,419.83	\$ (7,419.83)
6	-1	VADDIO	999-5520-022	22" TOUCHSCREEN MONITOR FOR PRODUCTIONVIEW	\$ 1,173.85	\$ (1,173.85)
7	1	BLACKMAGIC	BMD-SWATEMP5W2ME4K	BROADCAST STUDIO 20 INPUT LIVE PRODUCTION	\$ 3,783.77	\$ 3,783.77
8	1	BLACKMAGIC	BMD-SWPANEL1ME	BROADCAST PANEL	\$ 4,730.90	\$ 4,730.90
8	-1	BLACKMAGIC DESIGN	BMD-VHUBSMART6G2020	MIXED FORMAT SDI ROUTER, 20X20	\$ 1,889.52	\$ (1,889.52)
10	1	BLACKMAGIC DESIGN	BMD-VHUBSMART6G4040	MIXED FORMAT SDI ROUTER, 40X40	\$ 2,836.64	\$ 2,836.64
11	1	BSS	BLUHYBRID	TELEPHONE INTERFACE CARD FOR AUDIO DSPs	\$ 336.09	\$ 336.09
12	-2	LISTEN TECH	MIC38SL	GOOSENECK MIC 15 INCH	\$ 124.21	\$ (248.42)

CUSTOMER SUPPORT LEVEL

One Year Warranty

Equipment Subtotal \$ 7,711.54

Labor Subtotal \$ 4,674.77

Direct Costs \$ -

General & Administrative \$ 268.36

Tax As Applicable

\$ 12,654.67

CLIENT ACCEPTANCE

ACCEPTED - The above prices and specifications of this Change Order are Satisfactory and are hereby accepted. All work to be performed under same terms and conditions as specified in original contract unless otherwise stipulated.

Authorized Signature _____

Printed _____

Date Of Acceptance _____



Audio Visual Innovations, Inc. - A wholly owned subsidiary of AVI-SPL, Inc.

718 South Military Trail, Deerfield Beach, FL 33442

(954) 938-9382 Fax (954) 776-4772

www.avispl.com

CHANGE REQUEST

No.: CR02

TO: DAVID HAHN, PROJECT MANAGER
BURKE CONSTRUCTION GROUP INC
GLYNN ARCHER, 1300 WHITE STREET
KEY WEST, FL 33040

Date:

Job Number: 030I-15-62142

Job Name: KEY WEST CITY HALL

Job Location: GLYNN ARCHER, 1300 WHITE ST

Original Contract or PO Number: 1415-022

Date of Original Contract: 8/14/15

Prepared By: PAUL WAREHAM-ALEX PORTER

Item	Qty.	Manufacturer	Model	Description	Unit Price	Extended Price
	-1	Middle Atlantic	C5-FF27-1	PEDESTAL EQUIPMENT RACK ASSEMBLY (Exec conf room)	\$ 764.71	\$ (764.71)
	1	Middle Atlantic	MFR-1627	Fully Assembled Portable Rack (Exec conf room)	\$ 693.75	\$ 693.75
	-1	Middle Atlantic	C5-FF27-1	PEDESTAL EQUIPMENT RACK ASSEMBLY (Community conf room)	\$ 764.71	\$ (764.71)
	1	Middle Atlantic	MFR-1627	Fully Assembled Portable Rack (Community conf room)	\$ 693.75	\$ 693.75
	-4	Rane	LT22	2 CHANNEL ISOLATION TRANSFORMER	\$ 170.11	\$ (680.44)
	8	RDL	TX-AT1	Single Channel Line Isolation Transformer	\$ 83.07	\$ 664.56
	8	RDL	STP-1	Single Channel Line Attenuator	\$ 56.55	\$ 452.40
				Labor Total includes admin for RMA, re-ordering and CAD for drawing re-submittals		

CUSTOMER SUPPORT LEVEL

One Year Warranty

Equipment Subtotal	\$	294.60
Labor Subtotal	\$	231.64
Direct Costs	\$	-
General & Administrative	\$	(10.09)
Tax	As Applicable	
	\$	516.15

CLIENT ACCEPTANCE

ACCEPTED - The above prices and specifications of this Change Order are Satisfactory and are hereby accepted. All work to be performed under same terms and conditions as specified in original contract unless otherwise stipulated.

Authorized Signature _____

Printed _____

Date Of Acceptance _____



Audio Visual Innovations, Inc. - A wholly owned subsidiary of AVI-SPL, Inc.

718 South Military Trail, Deerfield Beach, FL 33442

(954) 938-9382 Fax (954) 776-4772

www.avispl.com

CHANGE REQUEST

No.: CR03 Rev-D

TO: DAVID HAHN, PROJECT MANAGER
BURKE CONSTRUCTION GROUP INC
GLYNN ARCHER, 1300 WHITE STREET
KEY WEST, FL 33040

Date: 12th July 2016
Job Number: 0301-15-62142
Job Name: KEY WEST CITY HALL
Job Location: GLYNN ARCHER, 1300 WHITE STREET
Original Contract or PO Number: 1415-022
Date of Original Contract: 8/14/15
Prepared By: PAUL WAREHAM-ALEX PORTER

Item	Qty.	Manufacturer	Model	Description	Unit Price	Extended Price
				ALL FIXED MOUNTS FOR 1ST & 2ND FLOOR OFFICES AND CONFERENCE ROOMS ARE PART OF THE ORIGINAL CONTRACT WITH THE EXCEPTION OF THE TWO ROOMS BELOW		
	1	PEERLESS	ST650P	Office, Room 133 WALL MOUNT, Tilt	\$ 78.67	\$ 78.67
	1	PEERLESS	ST650P	Corridor, Room 135 (Digital Signage and CATV) WALL MOUNT, Tilt	\$ 78.67	\$ 78.67
	4	NEC	E-705	Commission Chamber 124 70" LED LCD, ATSC/NTSC tuner, 1920x1080	\$ 3,107.35	\$ 12,429.40
	2	PEERLESS	PLCM-UNL-CP	CEILING MOUNT ASSEMBLY FOR TYPE 2 FPD	\$ 242.83	\$ 485.66
	4	NEC	E-585	58" LED LCD, ATSC/NTSC tuner, 1920x1080	\$ 1,497.60	\$ 5,990.40
				ALL CEILING MOUNTS FOR CHAMBERS ARE PART OF THE ORIGINAL CONTRACT EXCEPT FOR 2 ADDITIONAL 70" DISPLAYS IN A CHANGE ORDER THAT REQUIRED EXTRA MOUNTS		

CUSTOMER SUPPORT LEVEL

One Year Warranty

Equipment Subtotal	\$	19,062.80
Labor Subtotal	\$	1,127.60
Direct Costs	\$	-
General & Administrative	\$	571.88
Tax		As Applicable
Total	\$	20,762.28

CLIENT ACCEPTANCE

ACCEPTED - The above prices and specifications of this Change Order are Satisfactory and are hereby accepted. All work to be performed under same terms and conditions as specified in original contract unless otherwise stipulated.

Authorized Signature _____

Printed _____

Date Of Acceptance _____



Audio Visual Innovations, Inc. - A wholly owned subsidiary of AVI-SPL, Inc.

718 South Military Trail, Deerfield Beach, FL 33442

(954) 938-9382 Fax (954) 776-4772

www.avispl.com

CHANGE REQUEST

No.: CR04

TO: DAVID HAHN, PROJECT MANAGER
BURKE CONSTRUCTION GROUP INC
GLYNN ARCHER, 1300 WHITE STREET
KEY WEST, FL 33040

Date: March 29, 2016
Job Number: 0301-15-62142
Job Name: KEY WEST CITY HALL
Job Location: GLYNN ARCHER, 1300 WHITE STREET
Original Contract or PO Number: 1415-022
Date of Original Contract: 8/14/15
Prepared By: PAUL WAREHAM-ALEX PORTER

Item	Qty.	Manufacturer	Model	Description	Unit Price	Extended Price
DELEGATE MIC SYSTEM						
-1		LISTEN TECH	L-CV-C	CHAIRMAN DESKTOP STATION W/VOTING	\$ 642.34	\$ (642.34)
-7		LISTEN TECH	L-DV-C	DELEGATE DESKTOP STATION W/VOTING	\$ 599.76	\$ (4,198.32)
-4		LISTEN TECH	L-DD-C	DELEGATE DESKTOP STATION NO VOTING	\$ 557.17	\$ (2,228.68)
-3		LISTEN TECH	FC-M-XLR	DELEGATE FLUSHMOUNT STATION NO VOTING	\$ 638.79	\$ (1,916.37)
-1		LISTEN TECH	CONFIDEA-CU	PLUGGABLE MIC		
-1		LISTEN TECH	SPL5525	DIGITAL CONFERENCING CENTRAL UNIT	\$ 2,838.37	\$ (2,838.37)
-1		LISTEN TECH	MIC38SL	DIGITAL CONFERENCING SPLITTER	\$ 887.22	\$ (887.22)
-1		LISTEN TECH	COCON MEETSUITE	GOOSENECK MIC 15 INCH	\$ 124.21	\$ (124.21)
-1		LISTEN TECH		DIGITAL CONFERENCING SOFTWARE	\$ 6,849.29	\$ (6,849.29)
-1		LISTEN TECH		W/DISCUSSION, SIGNAGE AND VOTING		
1		BSS	BLU DAN	BLU link to Dante Bridge	\$ 600.57	\$ 600.57
1		LISTEN TECH	PLIXUS-AE	Televis Plixus Audio Engine	\$ 3,734.89	\$ 3,734.89
2		LISTEN TECH	PLIXUS-NE	Televis Plixus Network Extender	\$ 2,009.05	\$ 4,018.10
1		LISTEN TECH	PLIXUS-PS	Televis Plixus Single Rack Space Power Supply	\$ 2,363.64	\$ 2,363.64
1		LISTEN TECH	DANTE-ANC	Dante Audio Networking Card	\$ 1,187.93	\$ 1,187.93
4		LISTEN TECH	T-DD	Televis Confidea Delegate Discussion Tabletop Unit	\$ 443.17	\$ 1,772.68
3		LISTEN TECH	F-DD	Televis Confidea Delegate Discussion Flushmt Panel	\$ 459.39	\$ 1,378.17
12		LISTEN TECH	D-MIC50SL	Digital Conferencing Gooseneck Microphone 20 in.	\$ 168.10	\$ 2,017.20
1		LISTEN TECH	COCON-AUDIO	Televis Audio Routing Software	\$ 1,344.83	\$ 1,344.83
1		LISTEN TECH	LA-10	CoCon/System On-Site Certification	\$ 1,818.18	\$ 1,818.18

CUSTOMER SUPPORT LEVEL

One Year Warranty

Equipment Subtotal	\$	551.39
Labor Subtotal	\$	489.95
Direct Costs	\$	-
General & Administrative	\$	23.96
Tax	As Applicable	
	\$	1,065.30

CLIENT ACCEPTANCE

ACCEPTED - The above prices and specifications of this Change Order are Satisfactory and are hereby accepted. All work to be performed under same terms and conditions as specified in original contract unless otherwise stipulated.

Authorized Signature _____

Printed _____

Date Of Acceptance _____



Audio Visual Innovations, Inc. - A wholly owned subsidiary of AVI-SPL, Inc.

718 South Military Trail, Deerfield Beach, FL 33442

(954) 938-9382 Fax (954) 776-4772

www.avispl.com

CHANGE REQUEST

No.: CR05

TO: DAVID HAHN, PROJECT MANAGER
BURKE CONSTRUCTION GROUP INC
GLYNN ARCHER, 1300 WHITE STREET
KEY WEST, FL 33040

Date: 22nd June 2016

Job Number: 030I-15-62142

Job Name: KEY WEST CITY HALL

Job Location: GLYNN ARCHER, 1300 WHITE STREET

Original Contract or PO Number: 1415-022

Date of Original Contract: 8/14/15

Prepared By: PAUL WAREHAM-ALEX PORTER

Item	Qty.	Manufacturer	Model	Description	Unit Price	Extended Price
RESPONSE TO "IB32" REQUEST TO PROVIDE FIBER SYSTEM FROM AV ROOM TO IT ROOM						
500		Belden	B9C241	12 Core Plenum-armored multi-mode fiber-OM3	\$ 3.05	\$ 1,525.00
2		Belden	AX100041	Rack Mount Fiber Patch Bay	\$ 172.52	\$ 345.04
2		Belden	AX101729	LC Multimode Adaptor Strip For Above	\$ 41.58	\$ 83.16
2		Belden	AX100066	Blanks for Above	\$ 10.88	\$ 21.76
2		Belden	A0649869	Fiber Splice Tray For Above	\$ 74.56	\$ 149.12
2		Belden	AX100045	Plexiglass Covers For Above	\$ 30.47	\$ 60.94
25		Corning	9505198SPX	Anaerobic LC-MM 50uM Fiber Connectors	\$ 5.95	\$ 148.75
12		Fiber Instruments	Custom	Fiber Testing and Line Loss Test Certificates	\$ 106.67	\$ 1,280.04
LABOR SHOWN BELOW IS FOR THE INSTALLATION AND POLISH FIBER TERMINATION OF THE 12 CORE FIBER CABLE						

CUSTOMER SUPPORT LEVEL

One Year Warranty

Equipment Subtotal \$ 3,613.81

Labor Subtotal \$ 2,142.86

Direct Costs \$ -

General & Administrative \$ 117.71

Tax As Applicable

\$ 5,874.38

CLIENT ACCEPTANCE

ACCEPTED - The above prices and specifications of this Change Order are Satisfactory and are hereby accepted. All work to be performed under same terms and conditions as specified in original contract unless otherwise stipulated.

Authorized Signature _____

Printed _____

Date Of Acceptance _____



**Subcontract Change Order
No. 014**

Project:	Florida Keys Electric, Inc.
Key West City Hall @ Glynn Archer	5730 2nd Avenue
1300 White Street	Key West, FL. 33040
Key West, FL. 33040	305-296-4028 (o) 305-296-9283 (f)

June 29, 2016

To: Subcontractor/Vendor

Burke Construction Group
10145 NW 19 Street
Doral, FL. 33172

Contract Date: 2/10/2015
Contract No.: 1415-013
Change Order No.: 014

The contract is hereby revised by the following items:

As per Owner's Change Order Request #4, furnish (18) HID iClass SE R40 card readers to include Bluetooth integration module as a replacement for current HID iClass SE R40 card readers. All work to be performed during regular working hours (Mon-Fri, 7am-5pm), no premium time has been included in this proposal.

Item:	Amount:
Furnish (18) HID iClass Card Readers with Bluetooth Module Adder.	\$ 2,289.35

The original contract value was

The net change by previously authorized Change Orders is

The Contract Value prior to this Subcontract Change Order was \$ -

The Contract Value will be changed by this Subcontract Change Order in the amount of \$ 2,289.35

The new Contract Value including this Subcontract Change Order will be \$ 2,289.35

The Contract duration will be changed by 2 Days

Please sign and return all copies to our office within 7 days. After our signature, a copy will be returned to you.

CONTRACTOR

Florida Keys Electric, Inc.

5730 2nd Avenue
Key West, FL. 33040

GEN. CONTRACTOR/SUBCONTRACTOR/VENDOR

Burke Construction Group

10145 NW 19 Street
Doral, FL. 33172

By: Raymond Vazquez

By: David Hahn

Signature: _____

Signature: _____

Title: President

Title: Project Manager

Date: _____

Date: _____

FURNISH (18) HID ICLASS SE R40 CARD READER W/ BLUETOOTH MODULE ADDER**TOTALS (SUMMARY) - BID SUMMARY: DEFAULT**

Material Non-Quoted	0.00
Material Quotes	0.00
Sales Tax (7.50%)	0.00
Total Material	0.00
Labor Direct (00.00 hours @ \$57.00)	0.00
Labor Non-Productive	0.00
Total Labor	0.00
Direct Job Expenses (Freight)	0.00
Tools and Miscellaneous Materials	0.00
Subcontracts	1982.12
Job Subtotal (Prime Cost)	1982.12
Overhead (10.00%)	198.21
Profit (5.00%)	109.02
Job Total	2289.35
Bond	0.00
Job Total with Bond	2289.35
Actual Bid Price	2289.35
Material to Direct Labor ratio:	0.00
Square Footage	0.00
Prime Cost per square foot	0.00
Job Total per square foot	0.00
Actual Bid Price per square ft	0.00
Labor cost per square foot	0.00



Integrated FIRE
and **SECURITY** Solutions

Filename: KWCH
Date: 6/29/16
Version: #1
Job No: KWCH

Total: \$1,982.12

Job Name: Key West City Hall
Change Order Request 4
To: Florida Keys Electric
Phone: 305-296-4028
Attn: Tony Baste

IFSS Rep: Scott Slough

QTY	Part Number	Description	Price	Extended
18	920PMNNEKMA003	iClass SE Reader - RP40 Mobile Enabled - Add		
18	920NTNNEK00000	iClass SE Reader - RP40 - Deduct Additional Required Programming		
Total				\$1,982.12

Notes:

- 1 All work to be done during normal working hours (Monday - Friday 7am-5pm)
- 2 Warranty per existing contract terms
- 3 No overtime is included in this quote.
- 4 The above listed equipment shall be provided, installed, programmed, tested and certified by IFSS.
- 5 No permit fee's are included in this quote.
- 6 IFSS will train onsite personnel in using and operating the provided system.
- 7 Bill of materials as provided is for bid purposes and is subject to change during the engineering process.
- 8 This proposal is only valid for 30 days, with out written authorization from an IFSS Officer.
- 9 This proposal is based off of the scope of services requested per Owner's COR 4.

Thanks for the opportunity, we look forward to working with you in the future!

This page left blank intentionally

INTEGRATED FIRE & SECURITY SOLUTIONS, Inc
7857 Drew Circle Suite 15
Fort Myers Fl, 33967
Voice (239) 415-4374 fax (239) 415-4378
EC0001085

Project: Key West City Hall
Customer Reference: KWCH
Integrated Fire & Security Reference: Change Order Request 4
Date: 6/29/16
Sale Price: \$1,982.12

INTEGRATED FIRE & SECURITY SOLUTIONS Terms and Conditions of Sale

1. **LIMITATION OF WARRANTY:** Purchaser understands that IFSSI is not an Insurer. Subject to the limitations below, IFSSI warrants that the Product as distinguished from Software) be free from defects in material and workmanship under normal use for a period of one year from the date of first beneficial use of all or any part of this Product or 18 months after Product shipment whichever is earlier provided, however, that IFSSI sole liability, and purchaser's sole remedy, under said warranty, shall be limited to the repair or replacement of any Product, or part thereof, which IFSSI determines to be defective at IFSSI sole option and subject to the availability of service personnel and parts, as determined by IFSSI. IFSSI warrants expendable items including, but not limited to, video and print heads, television camera tubes, video monitor display tubes, batteries and certain other products in accordance with the applicable manufacturer's warranty. IFSSI does not warrant devices designed to fail in protecting a system such as, but not limited to fuses and circuit breakers. IFSSI warrants that any IFSSI Software described in this Agreement, as well as that Software contained in or sold as part of any Product described in this Agreement, will reasonably conform to its published specifications in effect at the time of delivery and for ninety (90) days after delivery. However, Purchaser agrees and acknowledges that the Software may have inherent defects because of its complexity. IFSSI sole obligation with respect to Software, and purchaser's sole remedy, shall be to make available published modifications, designed to correct inherent defects, which become available during the warranty period.
2. **VALIDITY PERIOD:** The price quotes provided are valid for 30 days unless otherwise specified in writing by IFSSI.
3. **INTEGRATED FIRE & SECURITY SOLUTIONS:** Purchaser others agrees that IFSSI offers various levels of services and that the Purchaser, after reviewing the same, has contracted with IFSSI to perform only the services described in writing in this Agreement. IFSSI denies liability for materials, supplies or work provided by other persons. Unless specifically contracted for, IFSSI denies any supervisory role and this Agreement shall not commit IFSSI to any supervisory role, including, but not limited to the placement or routing of any wires or other Product. If this Agreement includes a quote for Monitoring Services to be supplied by IFSSI, Purchaser agrees for himself, and any assignees to this Agreement that IFSSI shall have no duty to perform such Monitoring Services until and unless the Purchaser, and any assignee including but not limited to the end-user, agree to and sign a IFSSI Monitoring Agreement approved and signed by and signed by an authorized representative of IFSSI.
4. **CANCELLATION:** Any cancellation must be made in writing. Recognizing that IFSSI damages arising from cancellation will be difficult to estimate or determine, the following changes shall be construed as liquidated damages representing an approximation of the administrative, engineering, and other costs IFSSI will actually incur in reliance upon this Agreement and not as a penalty. If, prior to shipment, Purchaser cancels this Agree right to any portion thereof, for any reason not attributable to IFSSI, Purchaser agrees to pay IFSSI an amount equal to 20% of the price of the products canceled if the cancellation occurs more than 21 days after IFSSI receives Purchaser's order or Purchaser accepts this Agreement. If Purchaser cancels after shipment, Purchaser agrees to pay the above 20% of the price of the products canceled, return the products already shipped, and to pay IFSSI an additional amount equal to 30% of the value of the returned products to cover the estimated costs of transportation and restocking.
5. **LIMITATION OF REMEDY:** It is understood and agreed that since it is impractical and extremely difficult to fix actual damages, if any, or ascertain what, if any, portion of any loss of injury would be proximately caused by the failure of IFSSI Product and/or Software to operate, or to operate properly, or IFSSI to perform any of its obligations or services described herein, UNDER NO CIRCUMSTANCES WILL IFSSI LIABILITY FOR ANY DAMAGES, INCLUDING BUT NOT LIMITED TO THOSE ARISING IN ANY WAY OUT OF THE INSTALLATION USE DESIGN OR FUNCTION OR FAILURE TO FUNCTION OF ANY PRODUCT AND SOFTWARE SOLD BY IFSSI, BE IN EXCESS OF THE PURCHASE PRICE PAID FOR THE PRODUCT, SOFTWARE AND/OR SERVICES. THIS SUM SHALL BE THE PURCHASER'S SOLE, A COMPLETE AND EXCLUSIVE REMEDY AND SHALL BE PAID AND RECEIVED AS LIQUIDATED DAMAGES OR A LIMITATION OF LIABILITY AMOUNT AGREED ON BY THE PARTIES AND NOT AS A PENALTY. IN NO CIRCUMSTANCES WILL IFSSI BE HELD LIABLE FOR ANY CLAIMS, LOSSES, DAMAGES OR INJURIES ARISING FROM OR CAUSED BY THE PURCHASER'S OR ANY OTHER PARTY'S MATERIAL, EQUIPMENT, ACTIONS, OR OMISSIONS. If Purchaser wishes IFSSI to increase the amount of the above limitation of liability or liquidated damages amount stated in this Agreement, Purchaser may inquire about obtaining an increase to this amount in exchange for an increased purchase or contract price. Under no circumstances will an increase in the purchase or contract price be construed to mean that IFSSI is an insurer of that the obligations of obtaining and maintaining insurance are not with the Purchaser.
6. **INSURANCE OBLIGATIONS:** It is understood and agreed by the Purchaser that IFSSI is not an insurer and that it is the Purchaser's obligation to obtain and maintain any insurance covering any losses to property or personal injury or any other damage which may occur at the premises where the IFSSI Product, Software or Services Which fro the basis of this Agreement are delivered, assembled, installed, used, or performed. The Purchaser agrees to list IFSSI as an additional insured on all such policies and to provide IFSSI a copy of the Certificate of Insurance upon request. Purchaser further agrees that the Certificate of Insurance shall contain a provision that coverage afforded under the policies will not be canceled or materially altered until at least thirty (30) days after written notice is given to IFSSI.
7. **WAIVER OF SUBROGATION:** Purchaser does hereby for itself and all other parties claiming under it release and discharge IFSSI from and against all hazards covered by Purchaser's insurance. It being expressly agreed and understood that no insurance company insurer, or any other third party will have any right of subrogation against IFSSI.
8. **LIMITATION OF ACTIONS:** The Purchaser hereby agrees that no claim, suit or action of any kind shall be brought against IFSSI, its agents, employees, and/or officers more than one year after the claim arises, whether known or unknown when the claim arises, provided however, that if there is a claim, suit, or cause of action arising under the Warranty, it must be brought, if at all, within six months of expiration of the Warranty period stated above. This clause is in no way to be interpreted as an extension of the Express Warranty stated in paragraph 1 above.
9. **DRUG FREE WORKPLACE POLICY:** IFSSI has a written drug free workplace policy available for review by written request.
10. **INSTALLATION:** The installation of any Product is NOT INCLUDED unless specifically provided for in this Agreement.

11. TITLE: The Software and any relevant Product as described in this Agreement shall remain the personal property of IFSSI, even if attached to realty or other property. Customer shall not sell, assign, encumber or remove the Product of Software without the prior written consent of IFSSI. Customer shall perform all necessary acts to preserve and protect the right, title and interest of IFSSI in the Product and Software including but not limited to signing any financing statements or other documents requested by IFSSI or its agents. IFSSI may inspect the product and Software during normal business hours and may affix labels or notices of ownership on the Product and Software.
12. FORCE MAJEURE: IFSSI shall not be liable for any loss or damage of any kind resulting from delay, inability to deliver, or install, or to perform any other work under this Agreement on account of fire, flood, labor problems, access to premises, accidents, acts of civil or military authorities, acts of God, or from any other causes beyond IFSSI control.
13. DRAWINGS: All drawings and wire diagrams provided by IFSSI in connection with this Agreement are protected under United States Copyright Laws and professional. Intended solely for the use of the installing contractor as a general guide for the installation of the System. Those drawings and wire diagrams are prepared in accordance with the project plans and specifications available to IFSSI at the time of the bid and are NOT intended to be System design or approval documents. IFSSI is not a design professional. Under no circumstances is any clause in this agreement or any actions taken by IFSSI to be construed in such a way as to impose upon IFSSI the duties or liabilities of a design.
14. CHANGE ORDERS: This Agreement can be modified, amended or altered only by an Agreement in writing, signed by both parties or their duly authorized representatives.
15. SOFTWARE LICENSE AND USE: Software Products provided by IFSSI are licensed, not sold. In the Customer. Customer has only a non-exclusive, non-transferable license to use the software ("License"). IFSSI retains all right, title and interest to the Software. In some cases, IFSSI may have a right to re-license the Software. "Software" shall mean any part of Software provided by IFSSI in machine readable form indicated on this Agreement or contained in any IFSSI Product indicated on this agreement to be ordered subsequently, any modified versions and all related documentation. Customer shall use the Software only on the Product and all the Product Site listed herein. Any Software received by Customer at any time is subject to this agreement. The License term begins upon delivery of the Software and continues until the last use of the Software with the Product, unless terminated IFSSI may terminate this License if Customer: (1) Fails to perform any obligation under the Agreement; (2) ceases to do business as a going concern; (3) has its assets assigned or attached by law. Within five (5) days after the License terminates, Customer shall, at its expense, return the Software to IFSSI and destroy all copies of the Software, including memory or storage copies.
16. PROTECTION AND NON-DISCLOSURE: Customer shall maintain the Software in strict confidence and shall disclose it only to its employees requiring access. Customer shall implement adequate procedures controlling access to and use of the Software consistent with the protection of IFSSI rights. Customer may duplicate Software only for internal use on the Product according to IFSSI instructions.

THIS QUOTATION AND ANY RESULTING CONTRACT SHALL BE SUBJECT TO THE GENERAL TERMS AND CONDITIONS CONTAINED HEREIN

<p>Order By:</p> <p>Integrated Fire & Security Solutions</p> <p>7857 Drew Circle Suite 15</p> <p>Fort Myers FL, 33967</p> <p>Voice (239) 415-4374 fax (239) 415-4378</p> <p>Representative Name: Scott Slough</p> <p>Representative Signature:</p> <p>Date: 6/29/2016</p>	<p>Accepted By:</p> <p>Company Name:</p> <p>Address:</p> <p>Representative Name:</p> <p>Representative Signature: _____</p> <p>Title:</p> <p>P.O. #:</p> <p>Date:</p> <p>Sale Price: \$1,982.12</p>
---	---

The New Standard in Access Control



iCLASS SE® Platform Solutions





iCLASS SE® Platform



iCLASS SE SOLUTIONS

Next generation access control solutions for increased security, adaptability, and enhanced performance. Supports multiple card technologies including iCLASS®, MIFARE® Classic and MIFARE DESFire® EV1.

Meeting the Needs of Today and Tomorrow

Organizations today are continually tasked to keep up with ever-changing security technologies. As requirements continue to evolve, this presents unique challenges to security directors with currently-deployed ID badges and existing systems for building access management and control.

In order to address this issue, there are key questions that may be asked by those responsible for physical access control systems, including:

- Will my current access control system work with the new directives and requirements?
- If not, what can I do to comply?
- How do I take advantage of enhanced security technologies for credential management to improve my organization's security profile?
- Higher security
- Enhanced privacy
- Interoperability
- Flexibility and performance
- Increased portability

The answers to these questions will vary depending on an organization's systems, policies and structure. At the same time, there has been a fundamental shift in access control that also significantly impacts how secure identities are created,

used and managed. With advancements in access control, you no longer need to choose a technology for your system that you are locked into down the road. Instead, the latest solutions have made it possible for customers to dynamically enhance and change your technology over time to meet the evolving needs of your business.

As the new standard in access control, HID Global's iCLASS SE® platform positions you for the future with an open and adaptable solution that allows you to easily integrate your system for:



Creating, Using & Managing Identities Made Simple

iCLASS SE® Solutions

The award-winning iCLASS SE platform features a broad portfolio of eco-friendly, field-upgradeable readers, credential encoding solutions, microprocessor-based cards, smart cards, and digital credentials for mobile access. The platform also includes a comprehensive set of tools that simplify third-party product development.

Adding Mobile Access with iCLASS® Seos™

Organizations large and small are becoming more mobile each day and security to support them must be also. The platform's iCLASS Seos credentials are portable for use on Near Field Communications (NFC)-enabled mobile devices, which allows customers to use NFC smartphones, USB tokens, and other devices for access control and other applications.

The Right Choice in Access Control

Supporting a full range of legacy, current and future technologies, iCLASS SE is a standards-based platform that makes it possible for you to use the technology of your choice within your access control system. The platform simplifies how identities are created, used and managed,

enabling you to implement the right combination of technology, mobile devices, and traditional cards and badges that meets your organization's specific needs.

Whether you're introducing a new access control system in your organization, migrating to a higher level of security, or incorporating the use of NFC smartphones for mobile access, the iCLASS SE platform provides customers with the assurance that your investment in today's technologies can be leveraged into the future.





More Powerful, More Secure



SIO Enabled (SE)

The Secure Identity Object[®] (SIO[™]) is a technology-independent, standards-based data model for securely storing and transporting identity information in a single object. SIOs consist of a number of independent but associated data objects for physical access control (such as card numbers), biometric fingerprint templates, cash-on-card, and other applications.

Highly Secure, Strong Privacy

The iCLASS SE[®] platform makes access control more powerful and more secure by going beyond the traditional smart card model with multi-layered security that is independent of the card technology. Based on HID Global's Secure Identity Object[®] (SIO[™]) data model, the platform delivers added protection to identity data, as well as additional key diversification, authentication and encryption. These features bring enhanced card-to-reader security, increased privacy and maximum security to your access control system.

Trust-Based Security

The iCLASS SE platform utilizes state-of-the-art cryptography and a secure messaging protocol for trust-based communication that operates with HID Global's Trusted Identity Platform[®] (TIP[™]). TIP further ensures trusted identities within a secure ecosystem of interoperable products.

iCLASS[®] Seos[™]

Continuing to raise the bar for security, the platform's breakthrough iCLASS Seos credentials enable multiple SIOs to be embedded into a single credential or

device. This provides individual protection for each application's identity data, in addition to the high security already provided as part of the iCLASS SE platform.

Additional Security Features:

- EAL5+ certified Secure Element hardware for readers for tamper-proof protection of keys and cryptographic operations
- SIO Data Binding that inhibits data cloning by binding an object to a specific credential
- Secured communications using Open Supervised Device Protocol (OSDP) with Secure Channel Protocol
- Expanded iCLASS Elite[™] Program for extended security by protecting uniquely keyed credentials, SIOs and programming update keys
- Mutual authentication, encrypted data transfer, and 64-bit diversified keys for read/write capabilities



Interoperability and Migration

The iCLASS SE® platform offers the broadest portfolio of multi-technology readers and smart cards that are adaptable to a wide array of card populations. This makes it easier and more cost-effective to migrate to more secure and flexible technology on your schedule and to your specific requirements.

Easy Upgrades

With the industry constantly changing, the iCLASS SE platform supports future technologies and applications to ensure your access control system is interoperable with the latest advances in the market. Ideal for mixed technology environments, iCLASS SE platform readers support iCLASS® Seos™, iCLASS SE, standard iCLASS, MIFARE®, and MIFARE DESFire® EV1. They also support 125 kHz HID Prox, Indala®, AWID and EM4102 for customers moving from low frequency to high frequency technology. The readers enable the use of both low and high frequency technologies simultaneously and also support the use of digital credentials on NFC-enabled smartphones and other mobile devices.

Encode Credentials Locally, On Demand

Migrating current systems to operate with iCLASS SE readers has never been easier with the platform's credential encoding solutions. Customers are empowered to encode an extensive range of credential technologies, on demand, through an easy and straightforward process. You can simply extract access control data from an existing card and write it to a new card, or you can wrap the existing credential data in an SIO™ for higher security and write it back to the same card. Customers can encode both Genuine HID® and third-party credentials, such as MIFARE, in order to upgrade existing card populations for use within the iCLASS SE platform.



seos

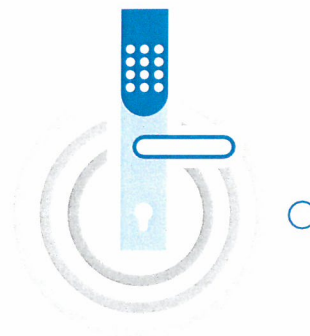
Seos

The Seos ecosystem provides a highly secure, standards-based ecosystem for the generation, delivery and revocation of digital keys to open doors and authenticate identities using mobile devices, while providing the industry a single point of entry for mobile access adoption and global interoperability of locks, readers and cards. Seos keys on mobile phones replace mechanical keys and access cards for opening doors to homes, hotels, offices, hospitals and more.

HID Global's iCLASS SE® Platform Positions You

BYOD/NFC-Enabled Mobile Devices

Safely and securely embed digital credentials into NFC-enabled smartphones and other mobile devices for use in a wide range of applications with Seos™.



ASSA ABLOY Locks

Enable the use of NFC locks from HID Global's parent company ASSA ABLOY. The platform also supports ASSA ABLOY's Seos digital keys and the Seos ecosystem for issuing, delivering and revoking digital keys on NFC mobile phones.

Authentication

Manage secure logon to IT resources and identity verification with ActiviD® solutions and one time password (OTP) tokens.




Genuine HID® Credentials

Future-proof access control system investments by enabling the use of multiple technologies and easy migration to the latest technologies over time.



FARGO® Printers & Encoders

Create, design, program, encode and print fully encrypted cards.

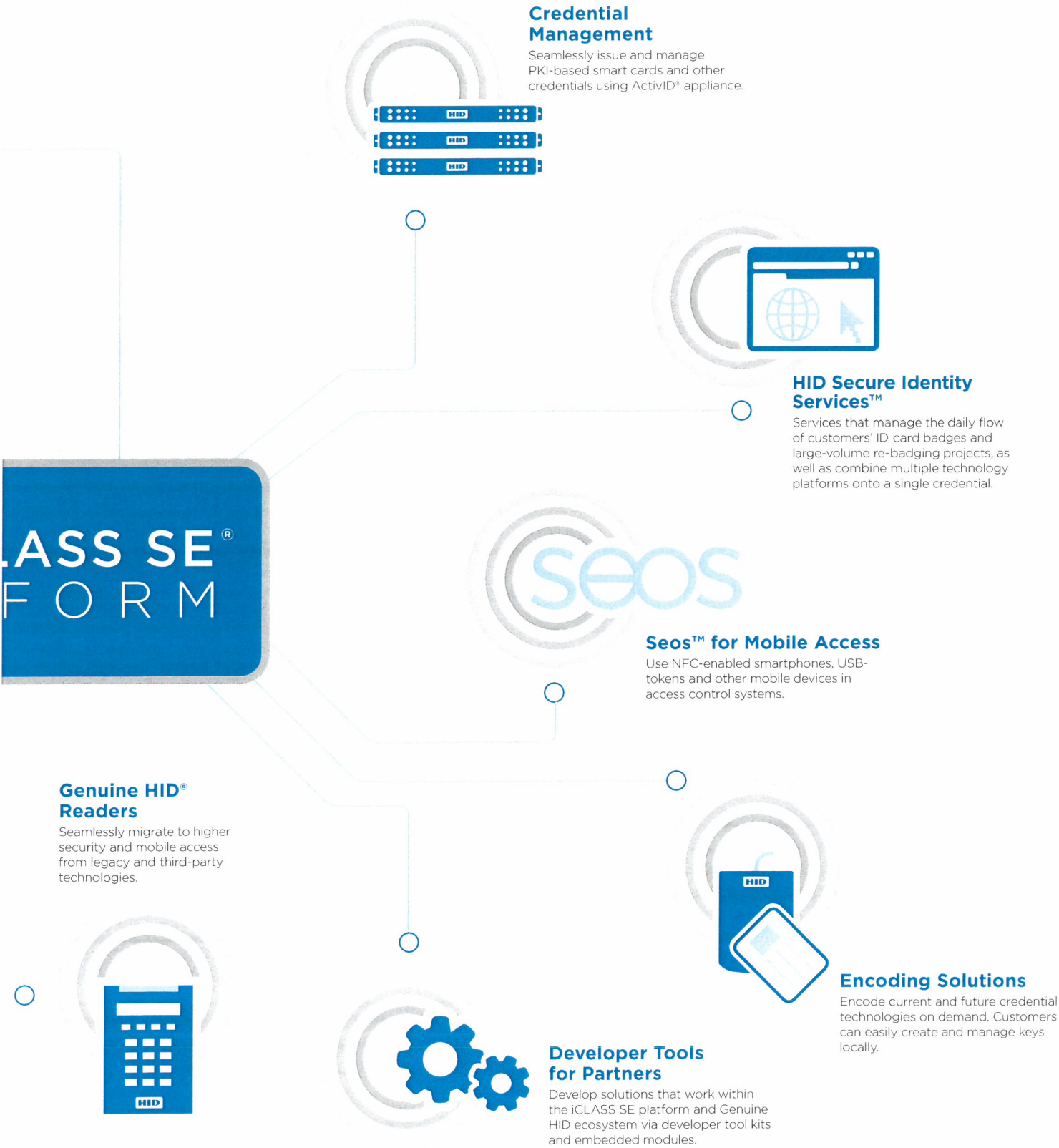


Applications

Use a single smart card or smartphone for physical access control, PC logon, biometrics, building automation, time and attendance, secure print authentication, cashless payment, and more.



ou for the Future with a Complete Ecosystem





North America: +1 512 776 9000 • Toll Free: 1 800 237 7769
Europe, Middle East, Africa: +44 1440 714 850
Asia Pacific: +852 3160 9800 • Latin America: +52 55 5081 1650

© 2016 HID Global Corporation/ASSA ABLOY AB. All rights reserved. HID, HID Global, the HID Blue Brick logo, the Chain Design, iCLASS, iCLASS SE, FARGO, Genuine HID, HID Secure Identity Services, ActiviD, multiCLASS, Seos, SIO, and TIP are trademarks or registered trademarks of HID Global or its licensor(s)/supplier(s) in the US and other countries and may not be used without permission. All other trademarks, service marks, and product or service names are trademarks or registered trademarks of their respective owners.
2016-04-22-iclass-se-platform-solutions-br-en PLT-01555

An ASSA ABLOY Group brand

ASSA ABLOY



hidglobal.com

OWNER'S CHANGE ORDER REQUEST

ARCHITECT ☐
OWNER ☐
FIELD ☐

PROJECT: Key West City Hall @ Glynn Archer
(Name and address) 1300 White Street
Key West, FL 33040

CHANGE ORDER REQUEST NO.: 4

DATE OF ISSUANCE: June 20, 2016

OWNER: City of Key West
(Name and address) 3140 Flagler Ave.
Key West, FL 33040

CONTRACT FOR: Restoration

CONTRACT DATED: December 30, 2014

ARCHITECT'S PROJECT NO.: 1305

TO CONTRACTOR: Burke Construction Group, Inc.
(Name and address) 3210 Flagler Avenue
Key West, FL 33040

ARCHITECT: Bender & Associates Architects
(Name and address) 410 Angela Street
Key West, FL 33040

We herein request changes in the Contract Sum and Contract Time for proposed modifications to the Contract Documents described herein.

THIS IS NOT A CHANGE ORDER OR AUTHORIZATION TO PROCEED WITH THE WORK DESCRIBED IN THIS REQUEST.

Description:

(Insert a written description of the work and justification)

The Owner requests pricing for all HID iClass SE R40 series card readers to include the Bluetooth integration module as a replacement for the current HID iClass SE R40 series card readers. The Integrator will then be able to generate a price quote for this requested upgrade.

Attachments:

(List attached documents that support description)

REQUESTED BY:

(Signature)



David Salay, Architect
(Printed name and title)

cc: Javier Torres
Kreed Howell
Jim Bouquet
David Monroe
Patti McLaughlin
Tim Lindstrom
David Marsh
John Weston
Tom Defrange



Subcontract Change Order
No. 015

Project: Key West City Hall @ Glynn Archer 1300 White Street Key West, FL. 33040	Florida Keys Electric, Inc. 5730 2nd Avenue Key West, FL. 33040 305-296-4028 (o) 305-296-9283 (f)
--	---

July 5, 2016

To: Subcontractor/Vendor

Burke Construction Group
10145 NW 19 Street
Doral, FL. 33172

Contract Date: 2/10/2015
Contract No.: 1415-013
Change Order No.: 015

The contract is hereby revised by the following items:

As per walk-thru with AVI-SPL and Burke personnel, all 1st floor displays need to have mud rings removed and 4 square box needs to be relocated to flush with drywall. Proposal **does not** include any material, the intent is to salvage and re-use existing stub-ups and boxes. Proposal **does not** include any cutting, removing, disposal, patching or painting of drywall.

Item:	Amount:
Remove/Reinstall (12) 1st Floor Display Junction Boxes	\$ 1,785.45

The original contract value was

The net change by previously authorized Change Orders is

The Contract Value prior to this Subcontract Change Order was \$ -

The Contract Value will be changed by this Subcontract Change Order in the amount of \$ 1,785.45

The new Contract Value including this Subcontract Change Order will be \$ 1,785.45

The Contract duration will be changed by 3 Days

Please sign and return all copies to our office within 7 days. After our signature, a copy will be returned to you.

CONTRACTOR

Florida Keys Electric, Inc.

5730 2nd Avenue
Key West, FL. 33040

GEN. CONTRACTOR/SUBCONTRACTOR/VENDOR

Burke Construction Group

10145 NW 19 Street
Doral, FL. 33172

By: Raymond Vazquez

By: David Hahn

Signature: _____

Signature: _____

Title: President

Title: Project Manager

Date: _____

Date: _____

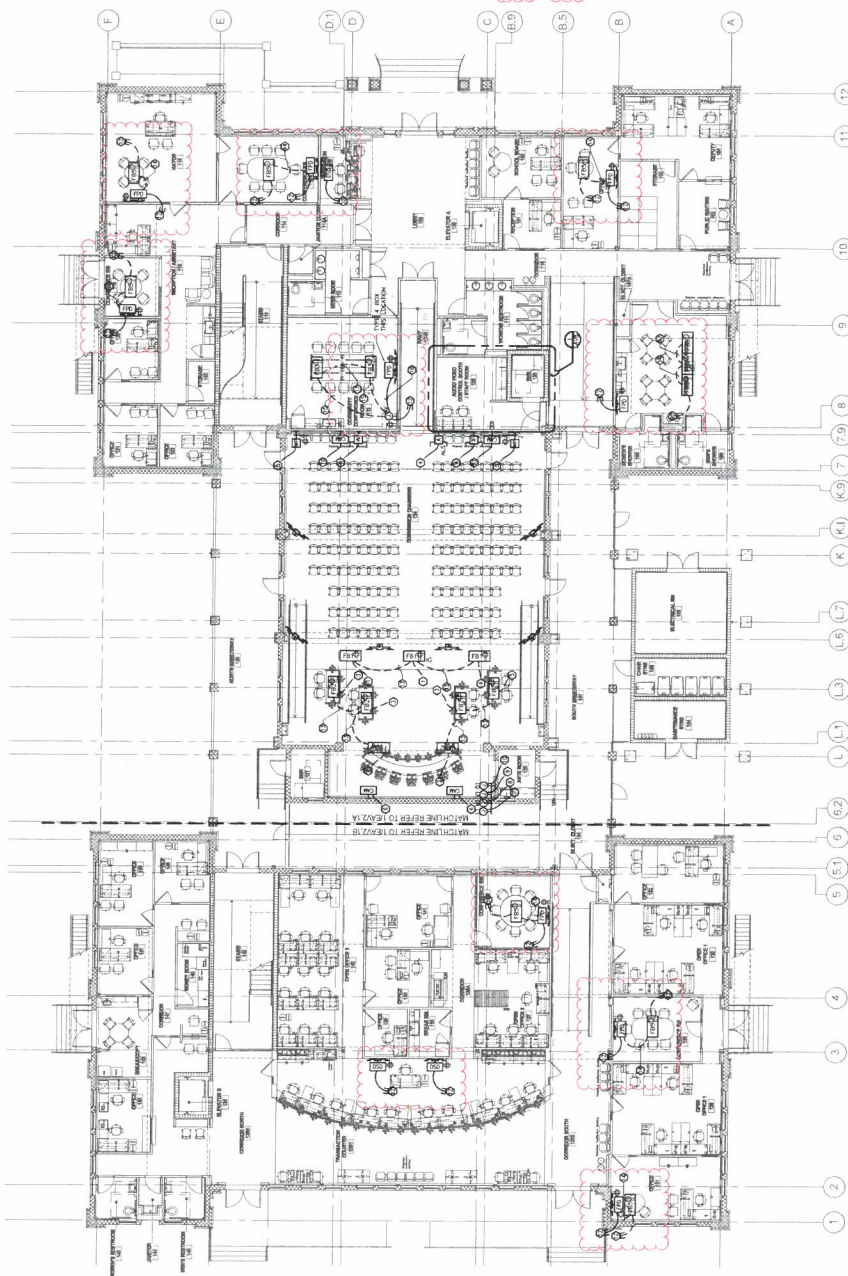
DEMO/REINSTALL 1ST FLOOR DISPLAY IN-WALL BOXES**TOTALS (SUMMARY) - BID SUMMARY: DEFAULT**

Material Non-Quoted	0.00
Material Quotes	0.00
Sales Tax (7.50%)	0.00
Total Material	0.00
Labor Direct (27.12 hours @ \$57.00)	1545.84
Labor Non-Productive	0.00
Total Labor	1545.84
Direct Job Expenses (Freight)	0.00
Tools and Miscellaneous Materials	0.00
Subcontracts	0.00
Job Subtotal (Prime Cost)	1545.84
Overhead (10.00%)	154.58
Profit (5.00%)	85.02
Job Total	1785.45
Bond	0.00
Job Total with Bond	1785.45
Actual Bid Price	1785.45
Material to Direct Labor ratio:	0.00
Square Footage	0.00
Prime Cost per square foot	0.00
Job Total per square foot	0.00
Actual Bid Price per square ft	0.00
Labor cost per square foot	0.00

GENERAL NOTES
POWER DEVICES SHOWN FOR CO-LOCATION
REFERENCE ONLY. REFER TO E SERIES DRAWINGS FOR
BRICLITING

SHEET NOTES

- [illegible]



1 1st Floor Overall Plan - Audiovisual Systems Infrastructure
3/32" = 1'-0"

 $432'' = 1^{\circ} 0''$

SCALE: 3/32" = 1'-0"



PERMIT SET

EAV2-1

8/29/16

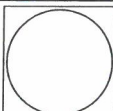
Project N.º 1305
AUDIOVISUAL
INFRASTRUCTURE
LEVEL 1,
OVERALL PLAN

1305

Bender & Associates
ARCHITECTS

10 Angela Street
Key West, Florida 33040
Telephone (305) 296-1347
Facsimile (305) 298-2727
Florida License #C0002022

FOR MORE INFORMATION, VISIT US AT WWW.MC-HAPPY.COM

MICHAEL HARRY ASSOCIATES
15000 W. 15th Avenue, Suite 100, Denver, CO 80202
Tel: 303.751.1100 Fax: 303.751.1101
www.michaelharry.com

KEY WEST CITY HALL
AT GLYNN ARCHER
1300 WHITE STREET KEY WEST, FLORIDA
CITY OF KEY WEST

REVISIONS:



Subcontract Change Order
No. 016

Project:	Florida Keys Electric, Inc.
Key West City Hall @ Glynn Archer	5730 2nd Avenue
1300 White Street	Key West, FL. 33040
Key West, FL. 33040	305-296-4028 (o) 305-296-9283 (f)

July 5, 2016

To: Subcontractor/Vendor

Burke Construction Group
10145 NW 19 Street
Doral, FL. 33172

Contract Date: 2/10/2015
Contract No.: 1415-013
Change Order No.: 016

The contract is hereby revised by the following items:

As per design team response to FKE RFI 27/Burke RFI 085, this proposal includes credit for (1) FB3 floor box at room 133 and (1) FB4 poke through box at room 216 along with associated materials and labor.

Item:	Amount:
Delete (1) FB3 and (1) FB4 Floor Boxes per Burke RFI 085	\$ (1,163.72)

The original contract value was

The net change by previously authorized Change Orders is

The Contract Value prior to this Subcontract Change Order was \$ -

The Contract Value will be changed by this Subcontract Change Order in the amount of \$ (1,163.72)

The new Contract Value including this Subcontract Change Order will be \$ (1,163.72)

The Contract duration will be changed by 3 Days

Please sign and return all copies to our office within 7 days. After our signature, a copy will be returned to you.

CONTRACTOR

Florida Keys Electric, Inc.

5730 2nd Avenue
Key West, FL. 33040

GEN. CONTRACTOR/SUBCONTRACTOR/VENDOR

Burke Construction Group

10145 NW 19 Street
Doral, FL. 33172

By: Raymond Vazquez

By: David Hahn

Signature: _____

Signature: _____

Title: President

Title: Project Manager

Date: _____

Date: _____

DELETE (1) FB3 & (1) FB4 FLOOR BOX
TOTALS (SUMMARY) - BID SUMMARY: DEFAULT

Material Non-Quoted	-3.30
Material Quotes	-869.79
Sales Tax (7.50%)	-65.48
Total Material	-938.57
Labor Direct (3.95 hours @ \$57.00)	-225.15
Labor Non-Productive	0.00
Total Labor	-225.15
Direct Job Expenses (Freight)	0.00
Tools and Miscellaneous Materials	0.00
Subcontracts	0.00
Job Subtotal (Prime Cost)	-1163.72
Overhead (0.00%)	0.00
Profit (0.00%)	0.00
Job Total	-1163.72
Bond	0.00
Job Total with Bond	-1163.72
Actual Bid Price	-1163.72
Material to Direct Labor ratio:	0.00
Square Footage	0.00
Prime Cost per square foot	0.00
Job Total per square foot	0.00
Actual Bid Price per square ft	0.00
Labor cost per square foot	0.00

Request for Information (RFI)



TO:
Bender & Associates Architects p.a.
410 Angela Street
Key West, Florida 33040

FROM:
David J Hahn
3210 Flagler Avenue
Key West, Fl. 33040

Project:
Glynn Archer - Key West City Hall
1300 White Street
Key West, FL 33040

Plan Issue Date:
Permit Set

RFI Number: **85**

Project #: **1415**

Date Sent:	Feb. 03, 2016
Requested Reply Date:	Feb. 06, 2016

Copies Furnished To: Burt Bender

Floor Boxes Discrepancies

RFI Description: Bert, there appears to be a conflict in the documents:
There are several discrepancies between Electrical and Telecommunications drawings regarding floor boxes.
Please refer to the attached matrix for itemized drawing number, room number and discrepancy details.
Please see attached request from Florida Keys Electric.

Senders Recommendation: (recommended solution, cost, and schedule impact)

Receiver's Response: (Provide answer to RFI including cost and schedule considerations.)

See attached response generated from meeting with Tom DeFrange, Tony Schultz, Tony Baste, David Hahn, Bert Bender and David Salay. The Owner reserves the right to request a credit for these changes.
David Salay, Bender & Associates 2/9/16



REQUEST FOR INFORMATION (RFI)

Date: 3-Feb-16 **RFI#:** 027
To: Burke Construction Group **Project:** Key West City Hall @ Glynn Archer
Attention: David Hahn **From:** Tony Basté

Reference: Floor Boxes Discrepancies **Drawing:** E2.1A, E2.1B, E2.2A, E2.2B, T2.01, T2.02

Reason for Request: ☐ **Insufficient Information** ☒ **Conflict in Documents**
☐ **Interpretation of Documents** ☐ **Other**

Probable Affect "Costs" ☐ **Increase** ☐ **Decrease** ☐ **No Change**
Probable Affect "Schedule" ☐ **Increase** ☐ **Decrease** ☐ **No Change**

Response Required By: ASAP

Information Needed:

There are several discrepancies between Electrical and Telecommunications drawings regarding floor boxes.

Please refer to the attached matrix for itemized drawing number, room number and discrepancy details.

Suggestion:

5730 2nd Avenue • Key West, FL 33040
Office: 305-296-4028 • Fax: 305-296-928

FLOOR BOX DISCREPANCY MATRIX

ELECTRICAL TELECOMM
SHEET NO.: SHEET NO.:

DISCREPANCY DESCRIPTION

E2.1A	T2.01	<ul style="list-style-type: none">OFFICE 120 SHOWS FLOORBOX ON "E" DRAWING DOES NOT SHOW FLOORBOX ON "T" DRAWINGCONF ROOM 119 "E" DRAWINGS SHOWS AN FB3 WHILE "T" DRAWINGS SHOWS AN FB5MAYOR OFFICE 118 "E" DRAWINGS SHOWS (2) FB3 WHILE "T" DRAWINGS SHOWS (2) FB5CONF ROOM 117 "E" DRAWINGS SHOWS AN FB3 WHILE "T" DRAWINGS SHOWS AN FB5OFFICE 106 "E" DRAWINGS SHOWS AN FB3 WHILE "T" DRAWINGS SHOWS AN FB5FITNESS/BREAKDOWN 107 "E" DRAWINGS SHOWS (3) FB3 WHILE "T" DRAWINGS SHOWS (3) FB5
E2.1B	T2.01	<ul style="list-style-type: none">CONF ROOM 138 "E" DRAWINGS SHOWS AN FB3 WHILE "T" DRAWINGS SHOWS AN FB5OFFICE 131 "E" DRAWINGS SHOWS AN FB3 WHILE "T" DRAWINGS SHOWS AN FB5CONF ROOM 132 "E" DRAWINGS SHOWS AN FB3 WHILE "T" DRAWINGS SHOWS AN FB5OFFICE 133 FLOORBOX ELIMINATED VIA BURKE RFI 85 / FKE 25
E2.2A	T2.02	<ul style="list-style-type: none">LAW LIBRARY/CONF 213 "E" DRAWINGS SHOWS AN FB4 WHILE "T" DRAWINGS SHOWS AN FB6CITY ATTORNEY 206 "E" DRAWINGS SHOWS AN FB4 WHILE "T" DRAWINGS SHOWS AN FB6EXECUTIVE CONF ROOM 216 "E" DRAWINGS SHOWS (3) FB4 WHILE "T" DRAWINGS SHOWS (2) FB4CONF ROOM 219 "E" DRAWINGS SHOWS AN FB4 WHILE "T" DRAWINGS SHOWS AN FB6CITY MGR OFFICE 228 "E" DRAWINGS SHOWS (1) FB4 & (1) FB? (NO DESIGNATION) WHILE "T" DRAWINGS SHOWS (2) FB6
E2.2B	T2.02	<ul style="list-style-type: none">OPEN CONF 235 "E" DRAWINGS SHOWS AN FB4 WHILE "T" DRAWINGS SHOWS AN FB6I.T. TRAINING 240 "E" DRAWINGS SHOWS AN FB4 WHILE "T" DRAWINGS DOES NOT SHOW A FLOORBOXOFFICE 246 "E" DRAWINGS DOES NOT FLOORBOX WHILE "T" DRAWINGS SHOWS AN FB6WAITING ROOM 243 "E" DRAWINGS SHOWS AN FB? (NO DESIGNATION) WHILE "T" DRAWINGS DOES NOT SHOW A FLOORBOXOPEN OFFICE 6 ROOM 251 "E" DRAWINGS SHOWS AN FB? (NO DESIGNATION) WHILE "T" DRAWINGS DOES NOT SHOW A FLOORBOXCONF ROOM 256 "E" DRAWINGS SHOWS AN FB4 WHILE "T" DRAWINGS SHOWS AN FB6OPEN OFFICE 259 "E" DRAWINGS SHOWS (2) FB? (NO DESIGNATION) WHILE "T" DRAWINGS DOES NOT SHOW A FLOORBOXCONF ROOM 262 "E" DRAWINGS SHOWS AN FB4 WHILE "T" DRAWINGS SHOWS AN FB6

RFI 085 RESPONSE 2-8-16

Tom Defrange, RCDD

MarshPMK

FLOOR BOX DISCREPANCY MATRIX

E2.1A T2.01

- OFFICE 120 SHOWS FLOORBOX ON "E" DRAWING DOES NOT SHOW FLOORBOX ON "T" DRAWING
 - **Reference included Sketch SK2-T2.01 with cabling to the floor box instead of the wall (Electrical Contractor to utilize FB5 Floor Box For this location)**
- CONF ROOM 119 "E" DRAWINGS SHOWS AN FB3 WHILE "T" DRAWINGS SHOWS AN FB5
 - **Utilize FB5 Floor Box Per the "T" Series Drawings**
- MAYOR OFFICE 118 "E" DRAWINGS SHOWS (2) FB3 WHILE "T" DRAWINGS SHOWS (2) FB5
 - **Utilize (2) FB5 Floor Boxes Per the "T" Series Drawings**
- CONF ROOM 117 "E" DRAWINGS SHOWS AN FB3 WHILE "T" DRAWINGS SHOWS AN FB5
 - **Utilize FB5 Floor Box Per the "T" Series Drawings**
- OFFICE 106 "E" DRAWINGS SHOWS AN FB3 WHILE "T" DRAWINGS SHOWS AN FB5
 - **Utilize FB5 Floor Box Per the "T" Series Drawings**
- FITNESS/BREAKDOWN 107 "E" DRAWINGS SHOWS (3) FB3 WHILE "T" DRAWINGS SHOWS (3) FB5
 - **Utilize (3) FB5 Floor Boxes Per the "T" Series Drawings**

E2.1B T2.01

- CONF ROOM 138 "E" DRAWINGS SHOWS AN FB3 WHILE "T" DRAWINGS SHOWS AN FB5
 - **Utilize FB5 Floor Box Per the "T" Series Drawings**
- OFFICE 131 "E" DRAWINGS SHOWS AN FB3 WHILE "T" DRAWINGS SHOWS AN FB5
 - **Utilize FB5 Floor Box Per the "T" Series Drawings**
- CONF ROOM 132 "E" DRAWINGS SHOWS AN FB3 WHILE "T" DRAWINGS SHOWS AN FB5
 - **Utilize FB5 Floor Box Per the "T" Series Drawings**

- **OFFICE 133 FLOORBOX ELIMINATED VIA BURKE RFI 85 / FKE 25**
 - **Answer - Confirmed**

E2.2A T2.02

- LAW LIBRARY/CONF 213 "E" DRAWINGS SHOWS AN FB4 WHILE "T" DRAWINGS SHOWS AN FB6
 - **Utilize FB6 Poke Thru Per the "T" Series Drawings**
- CITY ATTORNEY 206 "E" DRAWINGS SHOWS AN FB4 WHILE "T" DRAWINGS SHOWS AN FB6
 - **Utilize FB6 Poke Thru Per the "T" Series Drawings**

· EXECUTIVE CONF ROOM 216 "E" DRAWINGS SHOWS (3) FB4 WHILE "T" DRAWINGS SHOWS (2) FB4

- **Eliminate (1) Floor Poke Thru in middle of the table – Match "T" Series Plans**
- **(2) FB4 Poke Thru Devices to remain – Match "T" Series Plans**

· CONF ROOM 219 "E" DRAWINGS SHOWS AN FB4 WHILE "T" DRAWINGS SHOWS AN FB6

- **Utilize FB6 Poke Thru Per the "T" Series Drawings**

· CITY MGR OFFICE 228 "E" DRAWINGS SHOWS (1) FB4 & (1) FB? (NO DESIGNATION) WHILE "T" DRAWINGS SHOWS (2) FB6

- **(2) FB6 Poke Thru Devices Per the "T" Series Drawings**

E2.2B T2.02

· OPEN CONF 235 "E" DRAWINGS SHOWS AN FB4 WHILE "T" DRAWINGS SHOWS AN FB6

- **Utilize FB6 Poke Thru Per the "T" Series Drawings**

· I.T. TRAINING 240 "E" DRAWINGS SHOWS AN FB4 WHILE "T" DRAWINGS DOES NOT SHOW A FLOORBOX

- **No Floor Box Is Required, AV input and Data Outlets on the Plan North Wall by Lecturn. Display located on Plan East Wall – Reference "T" Series Drawings and EAV Series Drawings**

· OFFICE 246 "E" DRAWINGS DOES NOT FLOORBOX WHILE "T" DRAWINGS SHOWS AN FB6

- **Provide FB6 Poke Thru Per the "T" Series Drawings**

· WAITING ROOM 243 "E" DRAWINGS SHOWS AN FB? (NO DESIGNATION) WHILE "T" DRAWINGS DOES NOT SHOW A FLOORBOX

- **Reference Previously Issued RFI 053 Response and SK1-T2.02. This Floor Box Location should Be Designated with an FB6 Poke Thru.**

· OPEN OFFICE 6 ROOM 251 "E" DRAWINGS SHOWS AN FB? (NO DESIGNATION) WHILE "T" DRAWINGS DOES NOT SHOW A FLOORBOX

- **Reference Previously Issued RFI 053 Response and SK1-T2.02. This Floor Box Location should Be Designated with an FB6 Poke Thru.**

· CONF ROOM 256 "E" DRAWINGS SHOWS AN FB4 WHILE "T" DRAWINGS SHOWS AN FB6

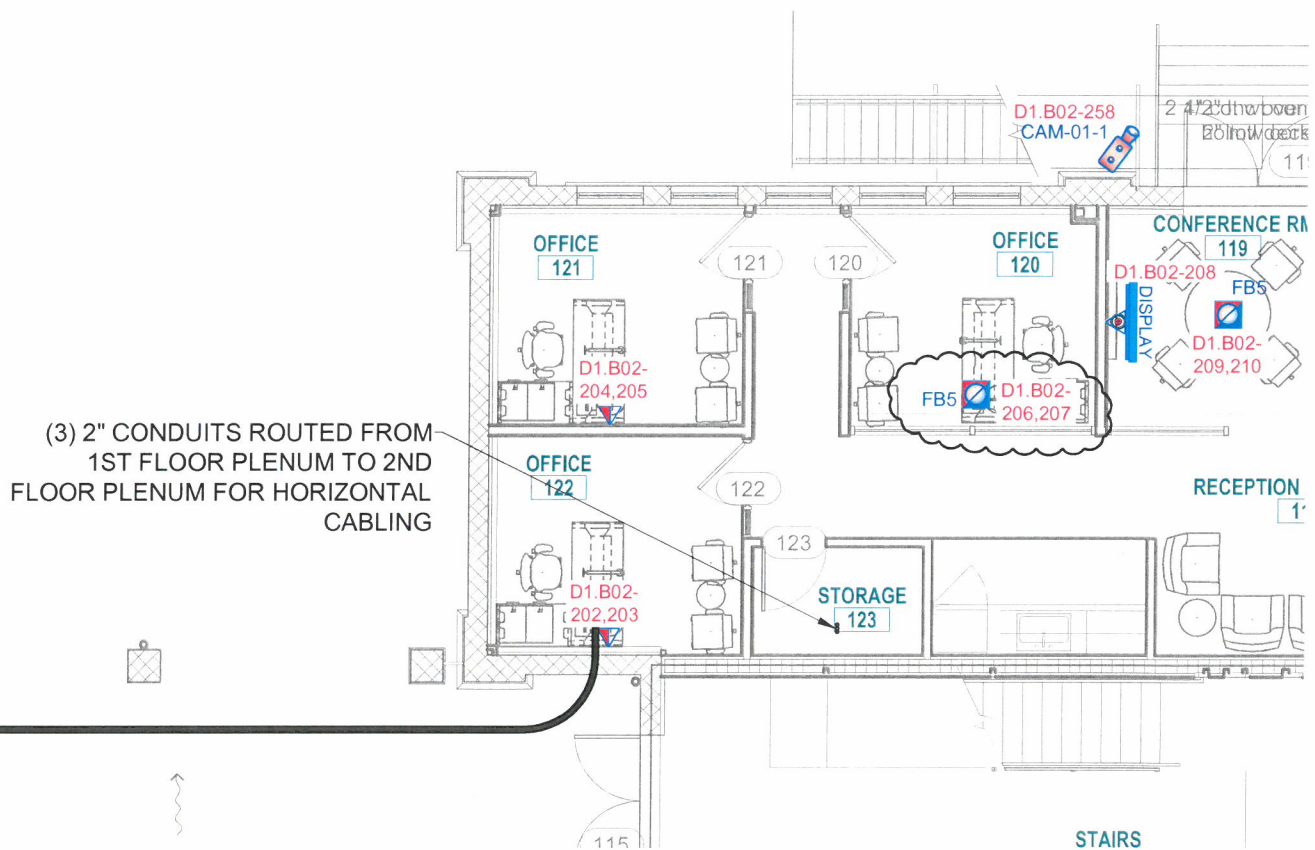
- **Provide FB6 Poke Thru Per the "T" Series Drawings**

· OPEN OFFICE 259 "E" DRAWINGS SHOWS (2) FB? (NO DESIGNATION) WHILE "T" DRAWINGS DOES NOT SHOW A FLOORBOX

- **Reference included Sketch SK3-T2.02 Relocate (2) Wall Mounted Data Outlets to (2) FB6 Poke Thru Device Locations. Reference**

· CONF ROOM 262 "E" DRAWINGS SHOWS AN FB4 WHILE "T" DRAWINGS SHOWS AN FB6

- **Provide FB6 Poke Thru Per the "T" Series Drawings**



① LEVEL 2 TECHNOLOGY FLOOR BOX COORDINATION - RFI-085
SCALE: 1/8" = 1'-0"

RELOCATED WALL MOUNTED DATA OUTLET IN OFFICE 120 TO FB5 FLOOR BOX

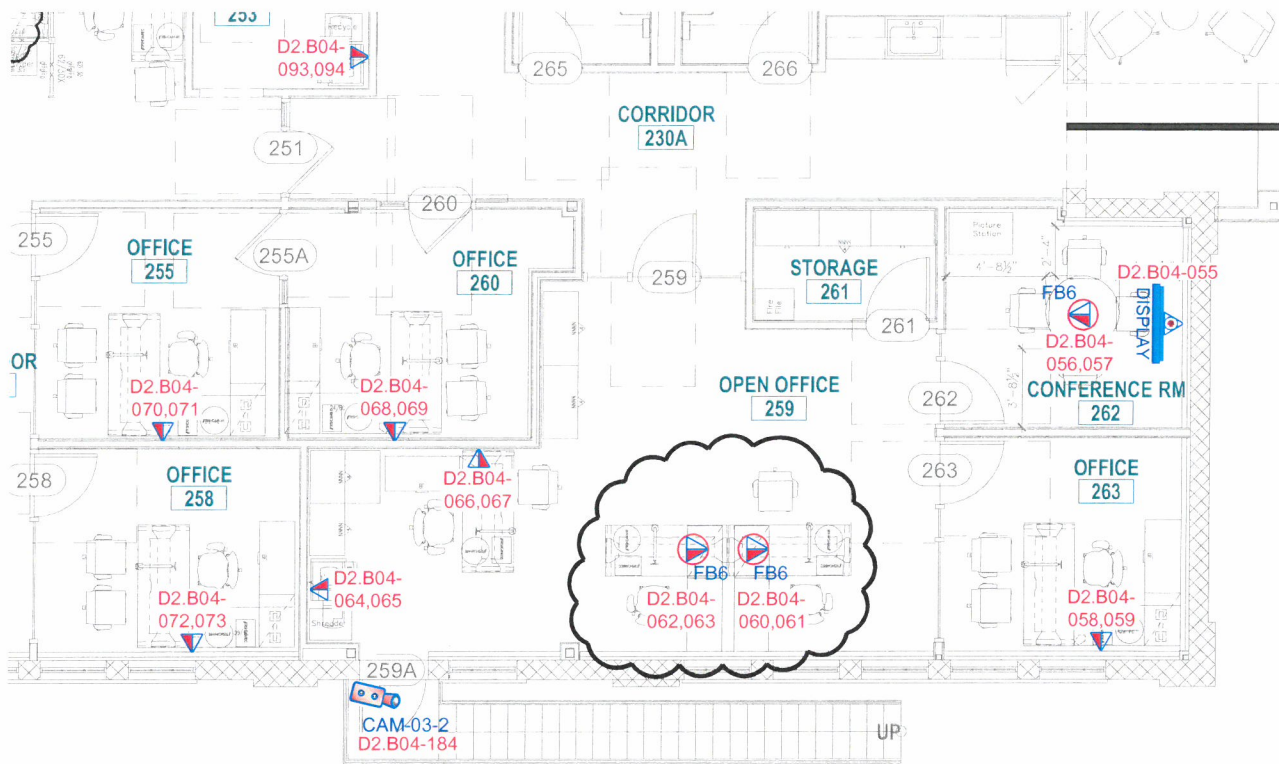
Bender & Associates
ARCHITECTS
p.a.

410 Angela Street
Key West, Florida 33540
Telephone (305) 886-1947
Facsimile (305) 896-8787
Florida License ALC0062822

RESPONSE TO RFI 085_2-8-16
SK2-T2.01

KEY WEST CITY HALL
AT GLYNN ARCHER

1300 WHITE STREET KEY WEST, FLORIDA
CITY OF KEY WEST



1 LEVEL 2 TECHNOLOGY FLOOR BOX COORDINATION - RFI-085
SCALE: 1/8" = 1'-0"

RELOCATED (2) WALL MOUNTED DATA OUTLETS TO FB6 FLOOR POKE THRU'S

Bender & Associates
ARCHITECTS
p.a.

410 Angela Street
Key West, Florida 33040
Telephone (305) 296-1347
Facsimile (305) 296-2727
Florida License AAC002022

RESPONSE TO RFI 085_2-8-16
SK3-T2.02

KEY WEST CITY HALL
AT GLYNN ARCHER

1300 WHITE STREET KEY WEST, FLORIDA
CITY OF KEY WEST



Subcontract Change Order
No. 012

Project:

Key West City Hall @ Glynn Archer
1300 White Street
Key West, FL. 33040

Florida Keys Electric, Inc.

5730 2nd Avenue
Key West, FL. 33040
305-296-4028 (o) 305-296-9283 (f)

June 21, 2016

To: Subcontractor/Vendor

Burke Construction Group
10145 NW 19 Street
Doral, FL. 33172

Contract Date: 2/10/2015
Contract No.: 1415-013
Change Order No.: 012

The contract is hereby revised by the following items:

Furnish all labor, materials, equipment and tools necessary to relocate (2) rear camera back boxes at the Commission Chambers to new rear side column (K.1) as per Burke direction and furnished AVI-SPL revised drawing dated 06/09/2016. Proposal includes all necessary conduit stub-ups, pull string into accessible ceiling and conduit end bushings. .

Item:	Amount:
Commission Chambers Rear (2) Cameras Relocation	\$ 1,378.14

The original contract value was	\$ -
The net change by previously authorized Change Orders is	\$ -
The Contract Value prior to this Subcontract Change Order was	\$ -
The Contract Value will be changed by this Subcontract Change Order in the amount of	\$ 1,378.14
The new Contract Value including this Subcontract Change Order will be	\$ 1,378.14
The Contract duration will be changed by	2 Days

Please sign and return all copies to our office within 7 days. After our signature, a copy will be returned to you.

CONTRACTOR

Florida Keys Electric, Inc.

5730 2nd Avenue
Key West, FL. 33040

GEN. CONTRACTOR/SUBCONTRACTOR/VENDOR

Burke Construction Group

10145 NW 19 Street
Doral, FL. 33172

By: Raymond Vazquez

By: David Hahn

Signature: _____

Signature: _____

Title: President

Title: Project Manager

Date: _____

Date: _____

COMMISSION CHAMBERS REAR (2) CAMERAS RELOCATION
TOTALS (SUMMARY) - BID SUMMARY: DEFAULT

Material Non-Quoted	220.81
Material Quotes	0.00
Sales Tax (7.50%)	16.56
Total Material	237.37
Labor Direct (13.26 hours @ \$57.00)	755.82
Labor Non-Productive	0.00
Total Labor	755.82
Direct Job Expenses	0.00
Tools and Miscellaneous Materials	200.00
Subcontracts	0.00
Job Subtotal (Prime Cost)	1193.19
Overhead (10.00%)	119.32
Profit (5.00%)	65.63
Job Total	1378.14
Bond	0.00
Job Total with Bond	1378.14
Actual Bid Price	1378.14
Material to Direct Labor ratio:	0.00
Square Footage	0.00
Prime Cost per square foot	0.00
Job Total per square foot	0.00
Actual Bid Price per square ft	0.00
Labor cost per square foot	0.00