

**FIELD CHANGE DIRECTIVE  
No. 19**

PROJECT: **Truman Waterfront Park Phase 1A**

DATE OF ISSUANCE: **Revised January 20, 2017**

OWNER: **City of Key West**

OWNER's Project Number: **GR0703/SE1505**

CONTRACTOR: **Charley Toppino & Sons**

Project Mgr.: **Jim Bouquet**

Description:

**Interactive Water Feature Upgrade**

1. Provide lump sum price for additional labor, materials and equipment to construct the upgraded Interactive Water Feature in accordance with the attached plans which are part of the revised Delta 10 Construction Drawings by BA.

Attachment: Drawings AE0.0 through AE0.6 (8 sheets) dated January 19, 2017

**Do not proceed with this work until so authorized in writing by the City.**

---



---

Jim Bouquet, P.E.  
Director of Engineering

Authorization to Proceed:

---

Jim Scholl, City Manager

Date:

---



**Work Change Directive Proposal**  
**Truman Waterfront Park Phase 1A**  
 ITB 15-022  
 P.O. #

DATE: 2/1/17

**Location:** Truman Waterfront Park, Key West FL 33040  
**Scope:** IWF Revisions 1/19/17

**ITEMIZED QUANTITIES**  
**FCD** 19

Item	Description	Quantity	Units	Cost per Unit	Line Item Cost	Notes	
	IWF Revisions	1.0	LS	\$ 39,120.00	\$ 39,120.00		
	*See attached subcontractor backup						
<b>Subtotal</b>					\$ 39,120.00		
1	Performance/Payment Bonds (\$20.00/Thousand)	1	LS	\$20.00/Thousand	\$ -		
2	Mobilization/Demobilization	1	LS	5% of Total	\$ -		
<b>Total</b>					\$ 39,120.00		
<b>Notes:</b>							
<b>Prepared by:</b>	<i>Andrew Toppino</i>						
	Estimator						
	Charley Toppino & Sons, Inc.						
<b>Date:</b>	2/1/17						
						<b>FCD</b>	<b>19</b>
						<b>Sheet</b>	<b>1 of 1</b>



6901 Alico Rd.  
Fort Myers, FL 33912  
239-219-6462  
LIC: CGC059051  
LIC: CPC1457291  
DBA: ISLAND POOLS & SPAS  
EXHIBIT A

TOPPINO CONSTRUCTION

ATTN: ANDREW

PROJECT: TRUMAN WATERFRONT PARK

LOCATION: KEY WEST FLORIDA

REVISED PER THE REQUEST OF G.C.

REFLECTIVE OF EQUIPMENT TO BE

SUPPLIED DIRECT TO CITY OF KEY WEST

6/25/16

REVISED 1/28/17

SEE HIGHLIGHTED FOR DETAIL PAGE #4

**PROPOSAL FOR: *COMMERCIAL SPLASH DECK***

**AT**

**TRUMAN WATERFRONT PARK**

**PLEASE FIND ENCLOSED THE FORMAL PROPOSAL FOR THE SPLASH DECK AREA AS SET FORTH ON SHEETS, BY AQUADYNAMICS ENGINEERING AND BERMELLO AJAMIC & PARTNERS.INC. THIS PROPOSAL IS A TURNKEY PROPOSAL, AS SET FORTH ON THE PLAN SET DESCRIBED ABOVE, AND SHALL INCLUDE ALL MATERIALS AND LABOR TO COMPLETE THE SCOPE OF WORK OUTLINED BELOW.**

**THANKING YOU IN ADVANCE FOR THE OPPORTUNITY TO BID THIS PROJECT. BID SET OF PLANS AQUA DYNAMICS, SHEETS: AE.00, AE.01, AE01.1, AE.02, AE.03, AE.04**

#### **SCOPE OF WORK**

- 1. SUPPLY ALL PERMITS REQUIRED BY HRS AND CITY OF KEY WEST**
- 2. SIGNED AND SEALED PERMIT PLANS BY OTHERS**
- 3. SUPPLY REQUIRED SILT FENCING (N/A)(BY G.C.)**
- 4. SUPPLY REQUIRED PORTABLE BATHROOM (N/A)(BY G.C.)**
- 5. SUPPLY ELECTRIC GENERATORS IF REQUIRED (N/A)**
- 6. RASIED/ELEVATED DECK BARRIER BY G.C. (NA)**
- 7. ELECTRIC BY OTHERS, LOW VOLTAGE TO EQUIPMENT EQUIPMENT AS SET FORTH ON PLANS BY THIS CONTRACTOR SEE EQUIPMENT LIST SHEET AE.03 , AE.04**
- 8. BENCH MARK AND SITE REFERENCE POINTS BY OWNER/G.C. CENTER RADIUS PIN BY G.C.**
- 9. SUPPLY AND INSTALL ALL STRUCTURAL SHELL COMPONENTS AS SET FORTH ON PLANS BY AQUADYAMICS ENGINEERING FOR SPLASH DECK AREA**
- 10. CONSTRUCT 2463 SQ.FT. SPLASH DECK AREA WITH MONO THICKENED EDGE (1') CONCRETE MATERIAL BY G.C. PLACEMENT OF CONCRETE BY THIS CONTRACTOR**
- 11. INSTALL COMPAC FILTERATION FEATURE PACK AS SET FORTH ON AE.03, EQUIPMENT SUPPLIED BY MANUFACTURE DIRECT TO CITY KEY WEST**
- 12. CONSTRUCT ALL STRUCURAL SPLASH DECK AREA SHELL COMPONENTS ( PER PLAN)**
- 13. SUPPLY AND INSTALL ALL REQUIRED BONDING FOR SPLASH DECK FEATURE**
- 14. SUPPLY AND INSTALL ALL REQUIED PLUMBING FOR SPLASH DECK AREA**
- 15. SUPPLY AND INSTALL ALL REQUIRED HAREWARE AS SET FORTH ON THE PLANS**
- 16. SUPPLY AND INSTALL ALL REQUIED LIGHTS , TIMERS AND TRANSFORMERS (NA)**
- 17. SUPPLY AND INSTALL ALL REQUIRED SAFTEY EQUIPMENT, RELATING TO ACTIVELY OF SPLASH DECK ONLY**

18. SUPPLY ALL SITE CLEAN UP AND HAUL OFF OF THIS CONTRATORS SCOPE OF WORK (NA) SITE DUMPERS BY G.C.
19. SUPPLY ALL PERMITTING REQUIRED FOR ALL SCOPES OF WORK TO BE PROFORMED BY THIS CONTRACTOR.
20. ALL CONSTRUCTION SHALL BE COMFORMING TO THE PLANS AND SPEC'S
21. SPLASH DECK AREA INTERIOR FINISH, AS SET FORTH ON THE ONLY SET OF PLANS PROVIDED THIS SUBCONTRACTOR ARE AS FOLLOWS AQUA DYANAMICS SHEETS AE.00, AE.01, AE.01.1, AE.02, AE.03, AE.04 NOTE ON SAID PLANS CALLS OUT "ALL INTERACTIVE WATER FEATURE SURFACE SHALL HAVE A SMOOTH SLIP RESISTANT SURFACE" ANY ADDITIONAL SURFACE WORK BY OTHERS
22. SUPPLY AND INSTALL TER 5 TILE AT HATCH COVER LOCATION SEE PLAN AND SPEC REQUIREMENT ON SPLASH DECK AREA
23. SUPPLY AND INSTALL SPLASH DECK AREA

**PLUMBING SPECIFICATIONS:**

SUPPLY AND INSTALL ALL PLUMBING AND FITTING AS REQUIRED PER ENGINEERED PLANS

ALL PLUMBING TO BE SCH 40

ALL MAIN DRAINS PROVIDED BY MANUFACTURE INSTALLED BY THIS SUBCONTRACTOR

**ELECTRICAL AND LIGHTING SPECIFICATIONS:**

ALL EQUIPMENT UL APPROVED PROVIDED BY MANUFACTURE

ALL WIRES TO BE INSTALLED IN CONDUIT PER CODE SPLASH DECK AREA

ALL ELECTRICAL HIGH VOLTAGE HOOK-UP BY OWNER/G.C.

**NOTES:**

BILCO SIDEWALK DOORS BY COM-PAC FILTERATION TILE OF DOORS (HATCH) BY THIS CONTRACTOR

5.00 PER SQ. FT. ALLOWANCE FOR TILE MATERIAL ON BILCO HATCH

SPEC'D VOTEX RUBBERIZED FINISH BY OTHERS MATERIAL AND LABOR

CONCRETE MATERIAL BY G.C. PLACEMENT BY THIS CONTRACTOR SPLASH DECK

**MISCELLANEOUS SPECIFICATIONS:**

COMPLETE CHEMICAL BALANCE AND START UP BY MANUFACTURE

WINDWARD ISLAND CONSTRUCTION LLC. SHALL PAY ALL SALES TAX ON MATERIAL AND LABOR FOR  
SPLASH DECK AREA,

SPLASH DECK SHOWERS BY G.C.

PRICE FOR SPLASH DECK AREA .....\$ 107,646.00

**PRICING ADJUSTED AS PER REVISION DATED 1/19/17**

**SUPPLY AND INSTALL ADDITIONAL REBAR REINFORCING AT "TWISTER " LOCATIONS(3) AE.01.1 AE.02  
AE.03**

**SUPPLY AND INSTALL ADDITIONAL PIPING FOR RE LOCATED "VALUE BOXES" : SEE SHEETS AE.06 AE.00**

**APPROX 12,830 LN FT 1" PVC**

**APPROX 950 LN FT 2.5" PVC**

**APPROX 950 LN FT 3" PVC**

**APPROX 475 LN FT 4" PVC**

<b>ORIGINAL CONTRACT</b>	<b>\$107,646.00</b>
--------------------------	---------------------

<b>ADDED COST MATERIAL AND LABOR (5 DAYS)</b>	<b>\$ 34,017.00</b>
---	---------------------

<b>NEW CONTRACT VALUE</b>	<b>\$141,663.00</b>
---------------------------	---------------------

**OTHER CONSIDERATIONS NOT INCLUDED:**

HAULING OF EXCESSIVE FILL (N/A)

REQUIRED FILL IF ANY

PILE CAPS (IF REQUIRED THIS CONTRACTOR SHALL PROVIDE PRICING)

EXCESSIVE DEWATERING SHALL BE DESCRIBED AS FOLLOWS:

THE NEED FOR A PUMP LARGER THAN 3 HP TO CONTROL THE GROUND WATER

ROCK REMOVAL AT EXCAVATION

**ELECTRICAL (HIGH VOLTAGE)**

**OVERFLOW WASTE LINE, FROM EQUIPMENT AREA TO STORM WASTE, BY OWNER/G.**

\_\_\_\_\_

Steeven Knight CEO/President

Date \_\_\_\_\_

\_\_\_\_\_

Owner/owners authorization agent

Date \_\_\_\_\_



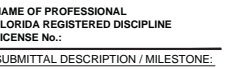
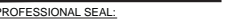
Miami, Florida 33133  
(305) 859-2050  
Fax (305) 860-3700

PREPARED FOR/OWNER:  
CITY OF KEY WEST, FL  
P. O. BOX 1409  
140 FLAGLER AVENUE  
KEY WEST, FL 33041



**PROJECT LOCATION/ADDRESS:**  
**BRUMAN WATERFRONT PARK**  
**WEST OF FORT STREET AND THE**  
**BRUMAN ANNEX DEVELOPMENT,**  
**NORTH OF KEY WEST NAVAL BASE**

SUB-CONSULTANT INFORMATION:



**BIDDING**  
**AUGUST 30, 2015**

REVISIONS:

10	12-21-16	MOD S.P. COMPONENTS
----	----------	---------------------

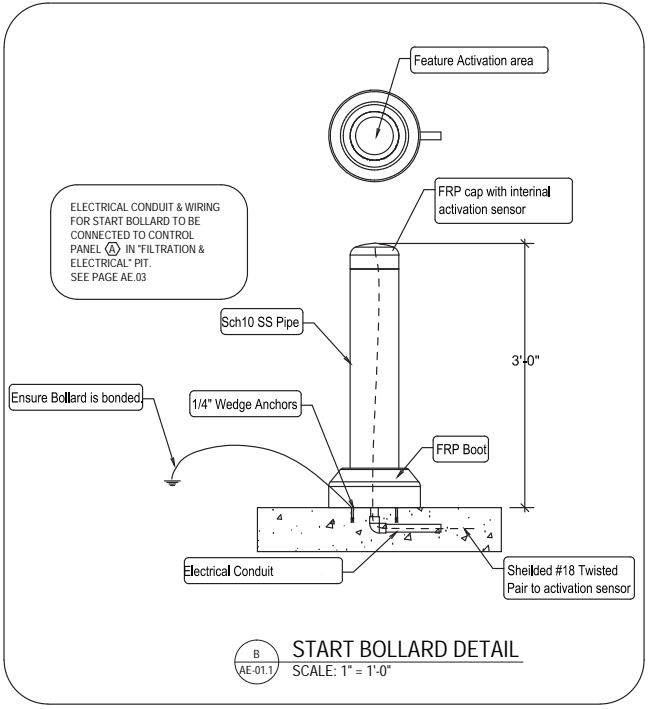
### DRAWING SHEET INFORMATION





PROJECT NO.: 14041  
 SCALE: AS SHOWN  
 DATE: JULY 13, 2015  
 DRAWN BY: A.J.C.  
 CHECKED BY:

DRAWING TITLE:  
**ARCHITECTURAL  
LAYOUT**

SHEET NO. \_\_\_\_\_

## AE.01.1



	HOSE BIBB W/ VACUUM BREAKER
	DIRECTIONAL DECK DRAINAGE ARROW
	SHOWER W/ HOSE BIBB & DECK DRAIN
	INTERACTIVE WATER FEATURE RULES SIGNAGE

## INTERACTIVE WATER FEATURE (I.W.F.) RULES

1. NO FOOD OR BEVERAGES IN I.W.F. OR ON I.W.F. WET DECK.
2. NO GLASS OR ANIMALS IN THE FENCED I.W.F. AREA (OR 50 FEET FROM UNFENCED I.W.F.).
3. BATHING LOAD: 20 PERSONS.
4. I.W.F. HOURS: DAWN TO DUSK
5. SHOWER BEFORE ENTERING I.W.F.
6. DO NOT SWALLOW THE I.W.F. WATER.
7. DO NOT USE I.W.F. IF YOU ARE ILL WITH DIARRHEA.

### GENERAL SPECIFICATIONS:

1. POST SIGN WITHIN CONFINES OF THE INTERACTIVE WATER FEATURE AREA.
2. SIGN LETTERING SHALL CONTRAST WITH BACKGROUND COLOR.
3. SIGN LETTERS SHALL BE AT LEAST 1" HIGH.

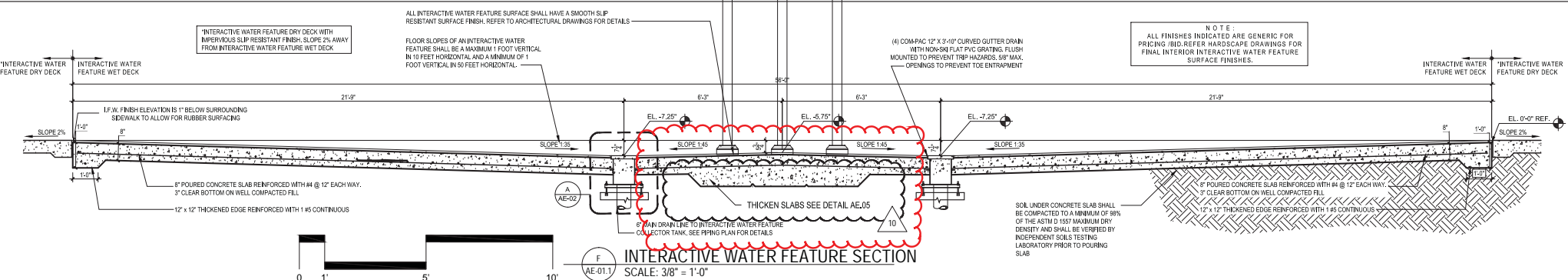
## INTERACTIVE WATER FEATURE RULES SIGN DETAIL

SCALE: 1-1/2" = 1'-0"

## ZONE DESCRIPTION CHART

(21)	ZONE 1 : (8) SPRAYS, 2 ROWS STAGGERED, NOZZLES EQUALLY SPACED, 4 EACH RING	AXIS OF R= 3'-10" & 6'-
(22)	ZONE 2 : (8) SPRAYS NOZZLES EQUALLY SPACED	AXIS OF R= 8'-9"
(23)	ZONE 3 : (12) SPRAYS, 4 SETS OF (3) NOZZLES EQUALLY SPACED	AXIS OF R= 15'-8"
(24)	ZONE 4 : (12) SPRAYS, 4 SETS OF (3) NOZZLES EQUALLY SPACED	AXIS OF R= 15'-8"
(25)	ZONE 5 : (32) SPRAYING NOZZLES EQUALLY SPACED	AXIS OF R= 22'-0"
(26)	ZONE 6 : (3) TWIST-T FEATURES	AXIS OF R= 2'-6"

**CONTAMINATED SOIL AND GROUNDWATER NOTE:**  
PRIOR TO ANY AND ALL CONSTRUCTION ACTIVITIES, THE CONTRACTOR IS RESPONSIBLE FOR VERIFYING IF LOCATION OF CONSTRUCTION ACTIVITIES ARE DESIGNATED AS CONTAMINATED AND SHALL HANDLING ANY AND ALL ENCOUNTERED CONTAMINATED SOIL AND OR GROUNDWATER PER THE SOIL AND GROUND WATER MANAGEMENT PLAN, DATED FEBRUARY 13, 2015 AND INCLUDED IN THE PROJECT MANUAL.







Fax (305) 860-3700

**AQUADYNAMICS**  
DESIGN GROUP, INC.  
AQUATIC ENGINEERING CONSULTANTS  
WATER PARK & FAIR AQUATIC CENTER DESIGN / RESORT, HOTEL & CONDOMINIUM  
POOL DESIGN / FORECASTING, CONSULTING & ANALYSIS / COOLING TOWERS, VAPORCAMS,  
PERMITTING / CUSTOM RESIDENTIAL DESIGN  
800 551 7816 FAX: 305 444 1111  
100 SW 15th Ave., Suite 100 Miami, Florida 33135 PHONE: (305) 582-4095 FAX: (305) 654-1032 E-  
MAIL: info@aquadynamics.com WEB SITE: www.aquadynamics.com

SUBMITTAL DESCRIPTION / MILESTONE:

**BIDDING**  
**AUGUST 30, 2015**

CHECKED BY:

SHEET NO.

