

DRAWING REVISION REGISTER		
REV#	SHEET #	REVISION DESCRIPTION

SCOPE OF WORK

THE FOLLOWING DRAWINGS ILLUSTRATE THE PROPOSED SCOPE OF WORK TO BE PERMITTED BY THE CITY OF KEY WEST:

- TREE & PALM PRESERVATION
- TREE REMOVAL
- LANDSCAPE PLANTING
- INSTALLATION OF NEW AUTOMATIC IRRIGATION SYSTEM
- INSTALLATION OF NEW HARDSCAPE & SITE FEAUTRES
- INSTALLATION OF NEW LANDSCAPE LIGHTING

11.18.2017 TREE COMM	SHEET INDEX	
	LANDSCAPE DRAWINGS	DRAWING NOTES
	LCVR	COVER PAGE
	L001	GENERAL SITE NOTES
	LSVR	TREE & PALM SURVEY
	L100	TREE DISPOSITION NOTES
	L101	TREE DISPOSITION NOTES
	L102	TREE DISPOSITION SCHEDULE PLAN & PLAN
	L200	DEMOLITION PLAN & NOTES
	L300	MATERIALS PLAN SCHEDULE & NOTES
	L400	GRADING & LAYOUT NOTES & PLAN
	L500	NOT USED
	L600	DETAILS
	L700	PLANTING SCHEDULE & NOTES
	L701	TREE & PALM PLAN - GROUND LEVEL
	L702	TREE & PALM PLAN - AMENITY LEVEL
	L703	PLANTING DETAILS
	L800	IRRIGATION NOTES & SCHEDULE
	L801	IRRIGATION PLAN - GROUND LEVEL
	L803	IRRIGATION DETAILS
	L804	IRRIGATION DETAILS
	L900	LIGHTING SCHEDULE & NOTES
	L901	LIGHTING PLAN - GROUND LEVEL

LOCATION MAP



LANDSCAPE ARCHITECT	ARCHITECT OF RECORD
NIELSEN LANDSCAPE ARCHITECTS 357 CYPRESS DRIVE, SUITE 10 TEQUESTA, FL 33469 561.402.9414	PETER PIKE ARCHITECTS 471 US HIGHWAY 1, SUITE 101 KEY WEST, FL 33040 305.296.1692
TYLER NIELSEN TYLER@NIELSENLANDARCH.COM	PETER PIKE PPARCHKW@AOL.COM



NIELSEN
landscape architects


357 cypress drive, 10
tequesta, fl 33469
561.402.9414

www.nielsenlandarch.com

TROPICAL SOUP GARDEN

TROPICAL SOUP | MALLORY SQUARE | KEY WEST, FLORIDA 33040

SEAL (S TYLER NIELSEN - LA6667067)



11.18.17

COVER PAGE	
DATE	ISSUE
11.18.2017	TREE COMMISSION

LCVR

SITework GENERAL NOTES

1. THE GENERAL CONTRACTOR SHALL BE RESPONSIBLE FOR COORDINATING ALL WORK BY THE SUBCONTRACTORS.
2. CONTRACTOR SHALL VERIFY ALL CONDITIONS AT JOB SITE AND NOTIFY LANDSCAPE ARCHITECT AND GENERAL CONTRACTOR OF DIMENSIONAL ERRORS, OMISSIONS OR DISCREPANCIES BEFORE BEGINNING ANY WORK.
3. CONTRACTOR TO OBTAIN ALL NECESSARY PERMITS PRIOR TO CONSTRUCTION. ALL CONTRACTORS MUST COMPLY WITH PERMIT REQUIREMENTS, LOCAL, STATE AND FEDERAL JURISDICTIONS AND GOVERNING BODIES/AGENCIES RULES AND REGULATIONS AND LAND USE APPROVAL CONDITIONS AT ALL TIMES.
4. WORK PERFORMED WITHOUT APPROVAL OF LOCAL, STATE AND FEDERAL JURISDICTIONS AND GOVERNING BODIES/AGENCIES AND/OR NOT IN COMPLIANCE WITH SPECIFICATIONS AND/OR DRAWINGS IS SUBJECT TO REMOVAL AT CONTRACTOR'S EXPENSE.
5. ALL WORK SHALL CONFORM TO THE APPROPRIATE AGENCIES. CONTRACTOR SHALL VERIFY LOCATION OF ALL EXISTING UTILITIES, LINES AND STRUCTURES PRIOR TO EXCAVATION OR TRENCHING. DAMAGE SHALL BE REPAIRED BY THE CONTRACTOR AT NO COST TO THE OWNER. THE LANDSCAPE ARCHITECT ASSUMES NO RESPONSIBILITY FOR UTILITIES OR STRUCTURES NOT SHOWN ON THE DRAWINGS. CONTRACTOR IS TO VERIFY THE EXACT LOCATION OF UTILITIES PRIOR TO CONSTRUCTION AND NOTIFY THE LANDSCAPE ARCHITECT OF ANY DISCREPANCIES. CONTRACTOR SHALL USE EXTREME CAUTION WHEN WORKING OVER OR NEAR EXISTING GAS AND ELECTRICAL LINES.
6. THE CONTRACTOR SHALL BE RESPONSIBLE FOR RESETTING ALL LAND MONUMENTS DISRUPTED BY CONSTRUCTION ACTIVITIES OR NEGLIGENCE ON THE PART OF THE CONTRACTOR. RESETS SHALL BE PERFORMED UNDER THE SUPERVISION OF A REGISTERED LAND SURVEYOR AND MONUMENT RECORDS MUST BE FILED AS REQUIRED BY STATUTE FOR ALL MONUMENTS.
7. THE CONTRACTOR SHALL TAKE ALL PRECAUTIONARY MEASURES NECESSARY TO PROTECT EXISTING IMPROVEMENTS FROM DAMAGE AND ALL SUCH IMPROVEMENTS AND STRUCTURES DAMAGED BY THE CONTRACTOR'S OPERATIONS SHALL BE REPAIRED OR RECONSTRUCTED SATISFACTORY TO THE LANDSCAPE ARCHITECT AT THE CONTRACTOR'S EXPENSE.
8. ALL BARRICADING AND TEMPORARY TRAFFIC CONTROL DEVICES OR METHODS USED DURING CONSTRUCTION SHALL BE IN ACCORDANCE WITH LOCAL, STATE AND FEDERAL JURISDICTIONS AND GOVERNING BODIES/AGENCIES STANDARDS. PROVIDE ADEQUATE TIME FOR REVIEW AND APPROVAL BY THE ABOVE JURISDICTIONS PRIOR TO COMMENCEMENT.
9. THE LANDSCAPE ARCHITECT IS NOT RESPONSIBLE FOR THE CONSTRUCTION MEANS, METHODS, TECHNIQUES, SEQUENCES UTILIZED OR FOR SAFETY PRECAUTIONS OR PROBLEMS IN CONNECTION WITH THE WORK. THE LANDSCAPE ARCHITECT WILL NOT BE RESPONSIBLE FOR THE CONTRACTOR'S FAILURE TO CARRY OUT THE WORK IN ACCORDANCE WITH THE CONTRACT DOCUMENTS. CONTRACT DOCUMENTS INCLUDE THE CONSTRUCTION DOCUMENT DRAWING SET/TECHNICAL SPECIFICATIONS MANUAL/LASIS.
10. CONTRACTOR TO VERIFY ALL QUANTITIES. IN CASE OF ANY DISCREPANCIES, GRAPHICALLY SHOWN MATERIAL QUANTITIES SHALL TAKE PRECEDENCE.
11. A SYSTEM OF DIAGRAMMATIC SYMBOLS, HATCHES AND NOTATIONS IS USED IN THESE DRAWINGS. REVIEW NOTATIONS CAREFULLY, NOTIFY LANDSCAPE ARCHITECT AND REQUEST CLARIFICATION OF ANY UNCLEAR NOTATION OR DISCREPANCY PRIOR TO COMMENCING WORK.

SITework GENERAL NOTES CONTINUED

1. PROVIDE SLEEVES AS REQUIRED FOR DRAINAGE, IRRIGATION AND ELECTRICAL LINES. IRRIGATION AND ELECTRICAL SLEEVES AND SUBSURFACE DRAINAGE SYSTEMS SHALL BE CONSTRUCTED PRIOR TO PAVING AND LANDSCAPE WORK. UTILITY SLEEVES ARE REQUIRED IN ALL PLANT BEDS ISOLATED BY PAVEMENT OR ANY OTHER STRUCTURES.
2. SPECIAL CONSIDERATION IS GIVEN TO THE DESIGN AND INTENDED RELATIONSHIP BETWEEN ARCHITECTURE, PLANTING AREAS AND PAVING SYSTEMS. PAVEMENT JOINTING, PAVERS, STONE, FINISHES AND GRADES HAVE BEEN STRICTLY COORDINATED IN THE CONTRACT DOCUMENTS. CONSTRUCTION OF THESE SYSTEMS SHALL BE STRICTLY COORDINATED.
3. VEHICLES, EQUIPMENT, AND/OR MATERIALS SHALL NOT BE PARKED OR STORED IN AREAS OF EXISTING VEGETATION, INCLUDING WITHIN THE DRIPLINE OF EXISTING TREES TO REMAIN.
4. CONSTRUCTION WASTE-INCLUDING BUT NOT LIMITED TO: PLANT MATERIAL, BUILDING MATERIALS, DEMOLISHED MATERIALS, PACKAGING, LEFTOVER PAINT AND CONCRETE SLURRY-SHOULD BE PROPERLY REUSED, RECYCLED, DISPOSED OF LEGALLY OFF-SITE OR IN DESIGNATED WASH-OUT AREAS DETERMINED BY THE GENERAL CONTRACTOR.
5. RECYCLING AND TRASH BINS TO BE PROVIDED ON SITE. SEPARATE BINS FOR CARDBOARD, CO-MINGLED, AND OTHER RECYCLABLE/REUSABLE MATERIALS IDENTIFIED BY THE LOCAL JURISDICTION SHALL BE MAINTAINED. ALL BINS TO BE WILDLIFE-PROOF.
6. ON-SITE FUEL STORAGE FOR CONSTRUCTION EQUIPMENT IS DISCOURAGED. CONSTRUCTION EQUIPMENT USED ON SITE TO BE CHECKED REGULARLY TO ASSURE CONTAMINATION CONCERNS FROM OILS AND GREASES ARE ELIMINATED. NO TOXIC MATERIALS SHALL BE STORED ON-SITE.
7. GENERAL CONTRACTOR TO KEEP ALL ITEMS IMPLEMENTED BY LANDSCAPE ARCHITECT IN PROPER WORKING ORDER THROUGHOUT THE DURATION OF THE PROJECT.
8. THE CONSTRUCTION SITE TO BE INSPECTED ON A MONTHLY BASIS BY LANDSCAPE ARCHITECT AND/OR CIVIL ENGINEER TO ASSURE THAT THE SILT FENCE AND MUD TRACKING PAD ARE PROPERLY IN PLACE AND FUNCTIONING AS DESIGNED.
9. GREEN BUILDING PRACTICES SHALL BE EMPLOYED TO THE EXTENT FEASIBLE. SUCH PRACTICES INCLUDE: CARPOOLING/VANPOOLING TO JOB SITE, MINIMIZING MATERIALS PACKING BEFORE ARRIVAL TO JOB SITE, REDUCING MATERIAL/RESOURCE INEFFICIENCIES BY COORDINATING WORK.
10. THE PROJECT LIMIT OF CONSTRUCTION AND ALL EXISTING VEGETATION TO REMAIN IS TO BE CLEARLY DEFINED BY STURDY, WEATHERPROOF FENCING AT A MINIMUM OF FOUR (4) FEET HIGH.
11. WATERPROOFING OF SUBGRADE AND OTHER ARCHITECTURAL SPACES BELOW AND/OR ADJACENT TO IMPROVEMENTS DESIGNED BY THE LANDSCAPE ARCHITECT IS TO BE ADEQUATELY DESIGNED AND DETAILED BY OTHERS TO PERMANENTLY REPEL ALL WATER SOURCES INCLUDING, BUT NOT LIMITED TO: PRECIPITATION, STORM WATER RUNOFF, GROUND WATER, IRRIGATION, ROOF RUNOFF, GROUND WATER, AND PLUMBING LEAKS.
12. STRUCTURAL DESIGN TO SUPPORT IMPROVEMENTS DESIGNED BY THE LANDSCAPE ARCHITECT AND LOCATED ABOVE, BELOW, AND/OR ADJACENT TO SUBGRADE AND OTHER ARCHITECTURAL SPACES IS THE RESPONSIBILITY OF THE STRUCTURAL ENGINEER. THE STRUCTURAL DESIGN SHOULD BE ADEQUATELY DESIGNED TO SUPPORT ALL POSSIBLE LOADS INCLUDING, BUT NOT LIMITED TO: BACKFILL, COMPACTION, PLANTINGS, HARDSCAPES, RETAINING AND FREESTANDING SITE WALLS, AND CONSTRUCTION MATERIALS/EQUIPMENT/ACTIVITY.

SOIL EROSION CONTROL NOTES

1. PRIOR TO BEGINNING ANY EARTH CHANGE, THE CONTRACTOR SHALL INSTALL AND MAINTAIN ALL SESC MEASURES AS SHOWN ON THE CONTRACT DOCUMENTS AND AS REQUIRED BY ANY GOVERNING AGENCIES.
2. ALL SESC MEASURES TO BE MAINTAINED DAILY.
3. THE CONTRACTOR TO CONDUCT ALL EXCAVATION, FILLING, GRADING, AND CLEANUP OPERATIONS IN A MANNER SUCH THAT SEDIMENT, GENERATED BY WIND OR WATER IS NOT DISCHARGED INTO ANY STORM SEWER, DRAINAGE DITCH, RIVER, LAKE, AIR, OR UNDERGROUND UTILITY SYSTEM. STAGE WORK TO MINIMIZE THE AREA OF EXPOSED SOIL, THEREBY REDUCING THE OPPORTUNITY FOR SOIL EROSION.
4. WATER FROM TRENCHES AND OTHER EXCAVATION TO BE PUMPED INTO A FILTRATION BAG TO REMOVE SEDIMENTS FROM THE WATER.
5. NORTH AMERICAN GREEN SC-150 OR EQUIVALENT EROSION CONTROL FABRIC IS REQUIRED ON ALL DISTURBED SLOPES GREATER THAN 3:1 UNTIL PROJECT AREA IS REVEGETATED PER THE PLANTING PLAN.
6. PROVIDE POSITIVE DRAINAGE AWAY FROM ALL STRUCTURES.
7. CONTRACTOR TO PROVIDE ONSITE WATERING TO REDUCE FUGITIVE DUST LEAVING THE SITE DURING CONSTRUCTION.
8. SOIL EROSION CONTROL MEASURES TO BE PROVIDED FOR ALL EXISTING AND PROPOSED DRAINAGE STRUCTURES WITHIN THE PROJECT LIMITS.
9. CONSTRUCTION STAGING AND PHASING SHALL OCCUR, WHERE APPLICABLE, TO MINIMIZE SOIL DISTURBANCE TIME.
10. BEST MANAGEMENT PRACTICES (BMPs) SHALL BE ADJUSTED AS NEEDED TO MEET ANY OTHER UNFORESEEN CONDITIONS.
11. THE GENERAL CONTRACTOR IS RESPONSIBLE FOR INSTALLING A MUD TRACKING PAD/WASHING PAD AT THE CONSTRUCTION ENTRANCES TO MINIMIZE MUD DETACHMENT FROM TRUCK TIRES. 1-1/2 INCH SCREENED ROCK TO BE PLACED ON MIRAFI 140-N FILTER FABRIC. ADDITIONAL CLEAN GRAVEL TO BE ADDED THROUGHOUT THE DURATION OF CONSTRUCTION AS NEEDED.
12. CONTRACTOR SHALL ABIDE BY THE LOCAL, STATE AND FEDERAL JURISDICTIONS AND GOVERNING BODIES/AGENCIES CONSTRUCTION MANAGEMENT PLAN REQUIREMENTS.
13. RESEED AS INDICATED IN SEEDING NOTES.




Know what's below.
Call before you dig.



357 cypress drive, 10
tequesta, fl 33469
561.402.9414
www.nielsenlandarch.com

TROPICAL SOUP GARDEN

SEAL (S TYLER NIELSEN - LA6667067)

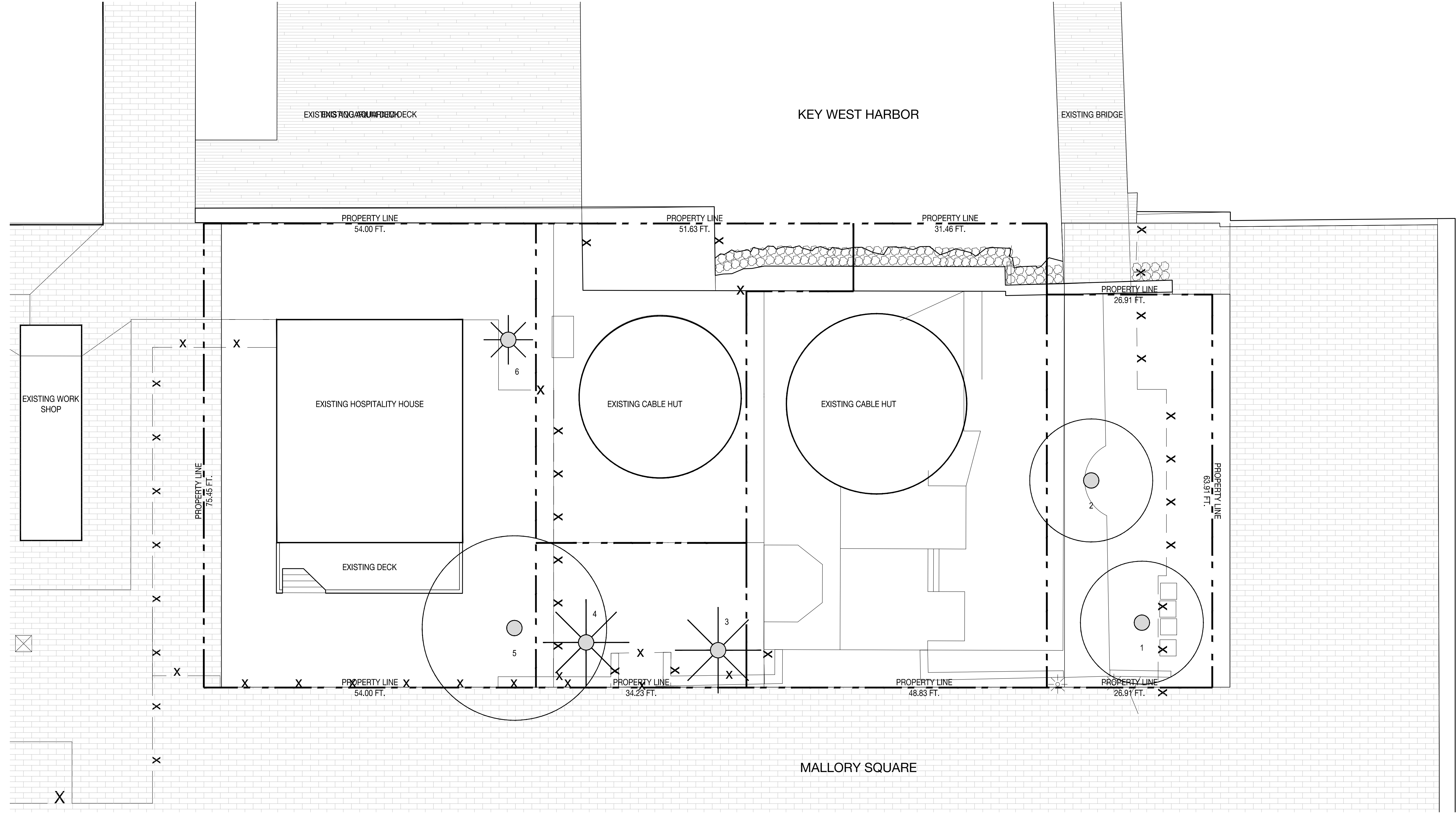


11.18.17

GENERAL SITE NOTES	
DATE	ISSUE
11.18.2017	TREE COMMISSION



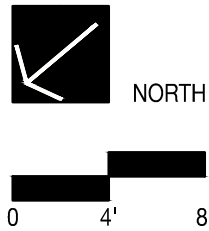
11.18.17



TREE & PALM SURVEY SCHEDULE

#	BOTANICAL NAME	COMMON NAME	DBH.	HT.	SPREAD	ACTION	NOTES
1	DELONIX REGIA	ROYAL POINCIANA	11"	24'	18'	REMOVE	PLANT MATERIAL IS UNDESIRABLE
2	BURSERA SIMARUBA	GUMBO LIMBO	12"	24'	20'	PRESERVE	CONTRACTOR TO PROTECT AND CARE FOR PLANT MATERIAL
3	COCOS NUCIFERA	COCONUT PALM	10"	30'	16'	RELOCATE	LOCATION OF PLANT MATERIAL CONFLICTS WITH CONSTRUCTION ENVELOPE
4	COCOS NUCIFERA	COCONUT PALM	10"	30'	16'	RELOCATE	LOCATION OF PLANT MATERIAL CONFLICTS WITH CONSTRUCTION ENVELOPE
5	FICUS AUREA	STRANGLER FIG	60"	35'	30'	PRESERVE	CONTRACTOR TO PROTECT AND CARE FOR PLANT MATERIAL
6	WASHINGTONIA ROBUSTA	WASHINGTON PALM	12"	30'	10'	PRESERVE	CONTRACTOR TO PROTECT AND CARE FOR PLANT MATERIAL

TREE & PALM SURVEY LEGEND



CONTRACTOR QUALIFICATIONS

- CONTRACTOR MUST BE A LICENSED LANDSCAPE CONTRACTOR.
- CONTRACTOR MUST HAVE A MINIMUM OF 10 YEARS OF PROVEN EXPERIENCE RELOCATING LARGE SPECIMEN TREES AND PALMS IN SOUTH FLORIDA.
- CONTRACTOR MUST HAVE PROVEN EXPERIENCE RELOCATING TREES AND PALMS OF THE SAME SPECIES AND SIZE AS THOSE TO BE RELOCATED FOR THE CURRENT PROJECT.
- CONTRACTOR MUST HAVE A CERTIFIED ARBORIST ON STAFF

CONTRACTOR REQUIREMENTS

- CONTRACTOR MUST VISIT THE JOBSITE AND INSPECT ALL TREES AND PALMS TO BE RELOCATED AS WELL AS EXISTING SITE CONDITIONS AND RESTRICTIONS PRIOR TO PREPARING BID.
- CONTRACTOR MUST VERIFY AND ENSURE THAT ALL TREES AND PALMS IDENTIFIED ON THE PLANS AND THOSE TAGGED ON THE JOBSITE CORRESPOND AS TO NUMBER AND DESCRIPTION. ANY DISCREPANCIES MUST BE BROUGHT TO THE ATTENTION OF THE LANDSCAPE ARCHITECT IMMEDIATELY, PRIOR TO PREPARING BID.
- CONTRACTOR MUST CONDUCT ALL WORK ASSOCIATED WITH RELOCATION AND MAINTENANCE OF TREES AND PALMS TO BE RELOCATED. NO WORK IS TO BE SUBCONTRACTED WITHOUT PRIOR WRITTEN CONSENT OF THE OWNER AND/OR LANDSCAPE ARCHITECT.
- CONTRACTOR MUST DESIGNATE A COMPETENT, ENGLISH-SPEAKING SUPERVISOR OR FOREMAN OVERSEE AND DIRECT ALL RELOCATION AND MAINTENANCE ACTIVITIES AS OUTLINED IN THESE SPECIFICATIONS.
- CONTRACTOR MUST SCHEDULE ROOT PRUNING TO PROVIDE THE MAXIMUM POSSIBLE TIME FOR NEW ROOT GROWTH. EVEN TREES AND PALMS THAT TYPICALLY DO NOT REQUIRE LONG (OR ANY) ROOT PRUNING WILL BENEFIT FROM MORE ROOT PRUNING TIME; THEREFORE, ALL TREES AND PALMS TO BE RELOCATED MUST BE ROOT PRUNED. CONTRACTOR MUST PROVIDE A ROOT PRUNE SCHEDULE FOR EACH TREE OR PALM TO BE RELOCATED AS AN ATTACHMENT TO THE BID.
- CONTRACTOR MUST CALL SUNSHINE 811 TO HAVE ALL UNDERGROUND UTILITIES LOCATED UNDER OR IN THE VICINITY OF THE CURRENT OF FUTURE LOCATIONS OF ALL TREES AND PALMS TO BE RELOCATED PRIOR TO WORK COMMENCING.
- CONTRACTOR MUST VERIFY WITH THE GENERAL CONTRACTOR THE ABSENCE OF ANY UNDERGROUND CONSTRUCTION OR OBSTRUCTIONS (E.G., BULKHEADS, SEPTIC SYSTEMS, ETC.) IN THE CURRENT AND FUTURE LOCATIONS OF ALL TREES AND PALMS TO BE RELOCATED.
- CONTRACTOR MUST ALERT THE LANDSCAPE ARCHITECT OF ANY TREES OR PALMS THAT WILL NOT SUCCESSFULLY RELOCATE DUE TO POOR HEALTH PRIOR TO BEGINNING ROOT PRUNING.
- CONTRACTOR MUST FLAG ALL PROPOSED TRANSPLANT LOCATION FOR THE LANDSCAPE ARCHITECT'S APPROVAL A MINIMUM OF 15 DAYS PRIOR TO RELOCATION.
- CONTRACTOR MUST ENSURE THAT ALL TREES AND PALMS TO BE RELOCATED ARE INSTALLED AT THE CORRECT GRADE OR ELEVATION, ACCORDING TO THE GRADING PLAN.
- CONTRACTOR MUST BE ENSURE THAT ALL ROOT FLARES ARE EXPOSED AFTER RELOCATION.
- CONTRACTOR MUST REMOVE ALL RESIDUAL ROOTS, STUMPS, AND PORTIONS THEREOF AND BACKFILL PITS FROM WHICH RELOCATED TREES AND PALMS WERE REMOVED WITH CLEAN FILL FLUSH WITH THE SURROUNDING GRADE.
- CONTRACTOR MUST BE REPAIR ANY DAMAGE TO OTHER PLANTS, LAWN, HARDSCAPES, OR NEW CONSTRUCTION WITHIN THE RELOCATION AREA AT CONTRACTOR'S EXPENSE. HARDSCAPES INCLUDE BUT ARE NOT LIMITED TO CURBS, WALKS, ROADS, FENCES, SITE FURNISHINGS, ETC.
- CONTRACTOR MUST PHOTOGRAPHICALLY DOCUMENT NEW ROOT GROWTH FOLLOWING EACH ROOT PRUNE AND SUBMIT THIS DOCUMENTATION TO THE LANDSCAPE ARCHITECT. THE PURPOSE OF THIS REQUIREMENT IS TO ENSURE THAT SUFFICIENT ROOT GROWTH HAS OCCURRED PRIOR TO THE SECOND AND SUBSEQUENT ROOT PRUNES AND FOLLOWING THE FINAL ROOT PRUNE PRIOR TO RELOCATION.
- CONTRACTOR MUST INSTALL AND MAINTAIN PROTECTION FENCING AROUND EACH TREE AND PALM TO BE RELOCATED BOTH DURING ROOT PRUNING AND AFTER RELOCATION. PROTECTION FENCING MUST CONSIST OF GALVANIZED WELDED WIRE FABRIC OR PLASTIC MESH ATTACHED TO 4" X 4" POSTS INSERTED AROUND THE PERIMETER OF THE DRIPLINE OF THE TREE OR PALM. PROTECTION FENCING MUST BE PLUMB, TAUT, AND STURDY AT ALL TIMES AND MUST REMAIN IN PLACE THROUGHOUT THE ROOT PRUNING AND WARRANTY PERIODS, OR AS DIRECTED BY THE LANDSCAPE ARCHITECT.
- CONTRACTOR MUST OBTAIN ALL NECESSARY OR REQUIRED PERMITS FOR THE RELOCATION AND TRANSPORTATION OF THE TREES AND PALMS TO BE RELOCATED.
- CONTRACTOR MUST GUARANTEE ALL RELOCATED TREES AND PALMS FOR ONE YEAR FROM THE DATE OF RELOCATION TO THE FINAL LOCATION. GUARANTEE MUST INCLUDE TREE HEALTH AND SETTLING.
- CONTRACTOR MUST PROVIDE ALL MATERIAL NECESSARY TO PERFORM THE WORK COVERED HEREIN, INCLUDING BUT NOT LIMITED TO BACKFILL MATERIAL, PROTECTION FENCING, FLAGGING, ADDITIVES AND SUPPLEMENTS, TEMPORARY IRRIGATION, BURLAP, WIRE, SHRINK WRAP, AND ALL NECESSARY TOOLS AND EQUIPMENT.

TREE ROOT PRUNING SPECIFICATIONS

- ALL TREES AND PALMS TO BE RELOCATED MUST BE WATERED DAILY FOR AT LEAST 2-3 DAYS PRIOR TO ANY ROOTS BEING CUT TO ENSURE THAT THEY ARE FULLY HYDRATED. EACH WATERING MUST THOROUGHLY SATURATE THE ROOTBALL TO ITS FULL DEPTH.
- EACH TREE AND PALMS MUST THEN BE WATERED EVERY OTHER DAY, NOT RELYING ON RAIN, DURING THE ENTIRE ROOT PRUNING PROCESS EITHER BY A TEMPORARY IRRIGATION SYSTEM OR BY HAND. EACH WATERING MUST THOROUGHLY SATURATE THE ROOTBALL TO ITS FULL DEPTH.
- TREE AND PALM RELOCATION ACTIVITIES MUST BE SCHEDULED SO THAT REMOVAL AND REPLANTING TAKE PLACE IN THE SAME 24-HOUR PERIOD. NO TREES OR PALMS MAY BE "STOCKPILED" ONSITE OR OFFSITE FOR ANY PERIOD OF TIME WITHOUT PRIOR WRITTEN APPROVAL OF THE LANDSCAPE ARCHITECT. WHEN ALLOWED, APPROVAL FOR THE METHOD OF "STOCKPIILING" MUST BE OBTAINED FROM THE LANDSCAPE ARCHITECT.
- ALL DIGGING IN THE ROOT ZONE DURING THE ROOT PRUNE PROCESS MUST BE DONE BY HAND; NO MACHINERY WILL BE ALLOWED. PRUNING OF ROOTS MUST BE DONE BY HAND WITH CLEAN, SHARP TOOLS. DO NOT PAINT CUT ROOTS WITH TREE PAINT OR ANY KIND OF SEALANT.
- MYCORRHIZA (ROOTS® TRANSPLANT OR EQUIVALENT) MUST BE INCORPORATED INTO THE BACKFILL SOIL PRIOR TO BACKFILLING AS PER MANUFACTURER'S RECOMMENDATIONS.
- AFTER EACH ROOT PRUNE, EACH SECTION OF ROOTBALL THAT IS PRUNED MUST BE WRAPPED WITH BLACK PLASTIC AND THE TRENCH BACKFILLED WITH ORIGINAL EXCAVATED SOIL. A TREE RING WITH A MINIMUM HEIGHT OF 6" MUST BE CONSTRUCTED 6-12" OUTSIDE THE OUTERMOST EDGE OF THE ROOTBALL AND AROUND THE ENTIRE PERIMETER OF THE ROOTBALL TO DIRECT IRRIGATION WATER AND ANY ADDED SUPPLEMENTS DOWN INTO THE ROOTBALL DURING ROOT REGENERATION.
- ONCE THE TREE RING IS CONSTRUCTED AFTER EACH ROOT PRUNE, A HIGH-PHOSPHORUS ROOT STIMULANT MUST BE LIBERALLY APPLIED TO THE SURFACE OF THE ROOTBALL AND THOROUGHLY WATERED IN TO ENCOURAGE NEW ROOT GROWTH.
- PRIOR TO ANY ROOTS BEING CUT, ALL MAJOR ROOTS MUST BE IDENTIFIED TO DETERMINE THE ROOTBALL DIAMETER BASED ON THE RELATIVE LOCATION AND SIZE OF THE ROOTS.
- MANY TREE RELOCATION SPECIFICATIONS USE "GENERAL RULES" TO CALCULATE MINIMUM ROOTBALL DIAMETER, SUCH AS MULTIPLYING THE DIAMETER AT BREAST HEIGHT (DBH) OF THE TREE BY A FACTOR OF 10 OR ALLOWING A MINIMUM OF 9"-12" OF ROOTBALL FOR EVERY 1" OF TREE CALIPER. OTHERS LIST UNREALISTIC MINIMUM SIZES FOR THE ROOTBALLS OF VARIOUS TREE CALIPERS OR OTHERS LIST UNREALISTIC MINIMUM SIZES FOR THE ROOTBALLS OF VARIOUS TREE CALIPERS OR HEIGHTS. IN MANY CASES, SUCH APPROACHES RESULT IN ROOTBALLS THAT ARE EITHER TOO LARGE OR TOO SMALL FOR A GIVEN TREE. THE FOLLOWING TABLE LIST MINIMUM ROOTBALL DIAMETERS BASED ON REAL-WORLD EXPERIENCE OF TREE RELOCATION SPECIALISTS IN SOUTH FLORIDA.

.CALIPER (inches)	MIN. ROOTBALL DIA. (feet)	CALIPER (inches)	MIN. ROOTBALL DIA. (feet)
1-4	3	12-14	8
4-5	4	15-17	10
6-7	5	18-24	12-15
8-9	6	25-30	15-25
10-11	7	30+	as needed

- WHENEVER POSSIBLE, ROOTBALLS MUST BE CIRCULAR IN SHAPE WITH AN EQUAL DISTANCE FROM THE TRUNK TO THE EDGE OF ROOTBALL ALL AROUND.
- MINIMUM ROOTBALL DEPTH MUST BE 24"-36" FOR ALL TREES TO BE RELOCATED, WITH THE ACTUAL DEPTH TO BE DETERMINED ONLY AFTER A THOROUGH EXAMINATION OF ALL ROOTS DURING THE INITIAL ROOT INSPECTION AND BASED ON THE ABSENCE OF MAJOR ROOTS AT THE BOTTOM OF THE ROOTBALL. ROOTBALLS DEEPER THAN 36" MAY BE REQUIRED FOR LARGE SPECIMEN TREES, DEPENDING ON THE RELATIVE LOCATIONS AND DEPTHS OF THE MAJOR ROOTS AS OBSERVED DURING THE INITIAL ROOT INSPECTION.
- AS A GENERAL RULE, MINIMUM ROOT PRUNE TIME FOR TREES WITH A DBH OF LESS THAN 10" IS 12 WEEKS. THE FIRST ROOT PRUNE MUST BE ON TWO OPPOSING SIDES OF THE ROOTBALL, WITH THE SECOND ROOT PRUNE ON ONE OF THE OTHER TWO SIDES DONE A MINIMUM OF 6 WEEKS LATER, AND A THIRD ROOT PRUNE ON THE LAST SIDE DONE A MINIMUM OF 3 WEEKS AFTER THAT. THE SECOND AND THIRD ROOT PRUNES MAY ONLY BE DONE WHEN HEALTHY NEW ROOT GROWTH FROM EARLIER ROOT PRUNES IS EVIDENT (SEE SECTION 2.14 ABOVE FOR SPECIFICATIONS ON PHOTOGRAPHICALLY DOCUMENTING NEW ROOT GROWTH DURING THE ROOT PRUNE PROCESS). MORE TIME MAY BE NEEDED DURING THE COOLER MONTHS OF THE YEAR.
- AS A GENERAL RULE, MINIMUM ROOT PRUNE TIME FOR TREES WITH A DBH OF 10" OR GREATER IS 24 WEEKS. THE FIRST ROOT PRUNE MUST BE ON TWO OPPOSING SIDES OF THE ROOTBALL, WITH THE SECOND ROOT PRUNE ON ONE OF THE OTHER TWO SIDES DONE A MINIMUM OF 12 WEEKS LATER, AND A THIRD ROOT PRUNE ON THE LAST SIDE DONE A MINIMUM OF 6 WEEKS AFTER THAT. THE SECOND AND THIRD ROOT PRUNES MAY ONLY BE DONE WHEN HEALTHY NEW ROOT GROWTH FROM EARLIER ROOT PRUNES IS EVIDENT (SEE SECTION 2.14 ABOVE FOR SPECIFICATIONS ON PHOTOGRAPHICALLY DOCUMENTING NEW ROOT GROWTH DURING THE ROOT PRUNE PROCESS). MORE TIME MAY BE NEEDED DURING THE COOLER MONTHS OF THE YEAR.
- CERTAIN HARDWOOD TREES AND GYMNOSPERMS REQUIRE LONGER ROOT PRUNING TIMES. THESE INCLUDE, BUT ARE NOT LIMITED TO, THE FOLLOWING:
 - AVOCADO (PERSEA AMERICANA)
 - BLACK OLIVE (BUCIDA BUCERAS)
 - BRIDALVEIL (CAESALPINIA GRANADILLO)
 - CASSIAS (ALL SPECIES OF CASSIA)
 - LIGNUM VITAE (GUA/ACUM SANCTUM & G. OFFICINALE)
 - PODOCARPUS (PODOCARPUS SP.)
 - LIVE OAK (QUERCUS VIRGINIANA)
 - MAHOGANY (SWIETENIA MAHAGONI)
 - MANGO (MANGIFERA INDICA)

PALM ROOT PRUNING SPECIFICATIONS

- THE FOLLOWING TABLE LISTS MINIMUM ROOTBALL DIAMETERS FOR VARIOUS SPECIES OF PALMS BASED ON REAL-WORLD EXPERIENCE OF RELOCATION SPECIALISTS IN SOUTH FLORIDA.

PALM SPECIES	ROOTBALL SPECIFICATIONS
SABAL/CABBAGE PALM	36" diameter
QUEEN & FOXTAIL PALMS	12" from trunk in all directions
ROYAL & COCONUT PALMS	18-24" from trunk in all directions
CANARY DATE PALM	24" from trunk in all directions
SLOW-GROWING PALMS	24" from trunk in all directions
- PALM ROOTBALL MUST BE A MINIMUM OF 24" DEEP, WHENEVER POSSIBLE, ROOTBALLS MUST BE CIRCULAR IN SHAPE WITH AN EQUAL DISTANCE FROM THE TRUNK TO THE EDGE OF THE ROOTBALL ALL AROUND.
- AS A GENERAL RULE, MINIMUM ROOT PRUNE TIME FOR PALMS IS 6-8 WEEKS. THE FIRST ROOT PRUNE MUST BE ON TWO OPPOSING SIDES OF THE ROOTBALL, WITH THE SECOND ROOT PRUNE ON ONE OF THE OTHER TWO SIDES DONE A MINIMUM OF 3-4 WEEKS LATER, AND A THIRD ROOT PRUNE ON THE LAST SIDE DONE A MINIMUM OF 4.5-6 WEEKS AFTER THAT. THE SECOND AND THIRD ROOT PRUNES MAY ONLY BE DONE WHEN HEALTHY NEW ROOT GROWTH FROM EARLIER ROOT PRUNES IS EVIDENT (SEE SECTION 2.14 ABOVE FOR SPECIFICATIONS ON PHOTOGRAPHICALLY DOCUMENTING NEW ROOT GROWTH DURING THE ROOT PRUNE PROCESS). MORE TIME MAY BE NEEDED DURING THE COOLER MONTHS OF THE YEAR.
- CERTAIN PALMS, IN PARTICULAR THOSE THAT ARE SLOW GROWING, REQUIRE LONGER ROOT PRUNING TIME. THESE INCLUDE, BUT ARE NOT LIMITED TO, THE FOLLOWING.

- ALL SPECIES OF ARCHONTOPHOENIX
- ALL SPECIES OF CORYPHA
- AMERICAN OIL PALMS (ALL SPECIES OF ATTALEA)
- BISMARCK PALM (BISMARCKIA NOBILIS)
- CUBAN & CARIBBEAN COPERNICIA
- CUBAN BELLY PALM (GASTROCOCOS CRISPA)
- GINGERBREAD/DOUM PALMS (ALL SPECIES OF HYPHAENE)
- PALMYRA PALMS (ALL SPECIES OF BORASSUS)
- SATAKE PALM (SATAKENTIA LIUKIUENSIS)
- SAW PALMETTO (SERENOA REPENS)
- SILVER PALM (COCOTHRIXINAX ARGENTATA)
- ZOMBIE PALM (ZOMBIA ANTILLARUM)

FOR THESE PALMS, THE MINIMUM ROOT PRUNING TIME IS 4-6 MONTHS OR GREATER. ONLY WHEN SUFFICIENT NEW ROOT GROWTH HAS TAKEN PLACE FOLLOWING AN EARLIER ROOT PRUNE CAN THE NEXT ROOT PRUNE BE DONE, AND ONLY WHEN SUFFICIENT NEW ROOT GROWTH HAS TAKEN PLACE FOLLOWING THE FINAL ROOT PRUNE MAY THE TREE BE RELOCATED (SEE SECTION 2.14 ABOVE FOR SPECIFICATIONS ON PHOTOGRAPHICALLY DOCUMENTING NEW ROOT GROWTH DURING THE ROOT PRUNE PROCESS).

TREE CANOPY PRUNING SPECIFICATIONS

- PRIOR TO RELOCATION, THE CANOPY OF EACH TREE TO BE RELOCATED MUST BE SELECTIVELY PRUNED TO REMOVE CROSSING DEAD, DISEASED, BROKEN, AND LOW HANGING BRANCHES THAT MAY INTERFERE WITH CONSTRUCTION ACTIVITIES, OR THAT MAY INTERFERE OR RESTRICT STRAPPING OR LIFTING THE TREE DURING RELOCATION.
- FOR TREES BEING RELOCATED ONSITE, THE CANOPY MAY BE SELECTIVELY THINNED AND REDUCED BY NO MORE THAN 1/3 OF THE OVERALL CANOPY MASS, AT THE DIRECTION OF THE LANDSCAPE ARCHITECT; HOWEVER, THE BASIC SHAPE, FORM, AND CHARACTER OF THE TREES MUST BE PRESERVED.
- FOR TREES BEING RELOCATED OFFSITE, THE CANOPY MUST BE PRUNED, AT THE DIRECTIONS OF THE LANDSCAPE ARCHITECT, TO FIT ON THE TRAILER FOR TRANSPORT. EVERY EFFORT MUST BE MADE TO RETAIN AS MANY BRANCHES AS POSSIBLE. TO THE WIDEST LOAD WIDTH ALLOWABLE BY THE FLORIDA DEPARTMENT OF TRANSPORTATION. CONTRACTOR MUST OBTAIN ALL NECESSARY PERMITS AND ESCORTS TO TRANSPORT WIDE LOADS, PER FLORIDA LAW.
- ALL CANOPY PRUNING MUST BE CONDUCTED FOLLOWING ANSI A-300 TREE PRUNING STANDARDS AND BEST MANAGEMENT PRACTICES.
- ALL DEBRIS GENERATED DURING CANOPY PRUNING MUST BE REMOVED OFFSITE AND DISPOSED.

PALM CANOPY PRUNING SPECIFICATIONS

- IT IS WELL KNOW THAT SOME PALMS SURVIVE RELOCATION BETTER WHEN ALL OF THE LEAVES ARE REMOVED (E.G., CABBAGE PALM, SABAL PALMETTO), AND THAT OTHER PALMS BENEFIT FROM HAVING THEIR LEAVES CUT IN HALF DURING RELOCATION (E.G., COCONUT PALM, COCOS NUCIFERA). BOTH OF THESE HORTICULTURAL PRACTICES, WHILE TRUE, ARE ONLY APPLICABLE WHEN PALMS ARE NOT ROOT PRUNED. LEAVES DO NOT NEED TO BE CUT IN HALF OR REMOVED FROM PALMS THAT ARE ADEQUATELY ROOT PRUNED. ON OCCASION WHEN SUFFICIENT ROOT PRUNING TIME IS NOT AVAILABLE, PALMS TO BE RELOCATED MAY HAVE THEIR LEAVES CUT IN HALF OR REMOVED ENTIRELY AT THE DIRECTION OF THE LANDSCAPE ARCHITECT.
- PALMS LEAVES MUST BE TIED UP WITH 2-PLY BIODEGRADABLE TWINE PRIOR TO RELOCATION TO PREVENT MECHANICAL DAMAGE DURING THE RELOCATION PROCESS.
- PALM TRUNKS SHALL ONLY BE 'CLEANED UP' ACCORDING TO THE LANDSCAPE ARCHITECT'S SPECIFICATIONS SPECIFIC TO EACH PALM.




357 cypress drive, 10
tequesta, fl 33469
561.402.9414

www.nielsenlandarch.com

TROPICAL SOUP GARDEN

SEAL (S TYLER NIELSEN - LA6667067)

NOT FOR CONSTRUCTION



11.18.17

TREE DISPOSITION NOTES	
DATE	ISSUE
11.18.2017	TREE COMMISSION

L100

TREES PROTECTION NOTES

- CONTRACTOR TO PROTECT ALL EXISTING TREES PRIOR TO THE DEMOLITION OF THE EXISTING STRUCTURE.
- UPON COMPLETION OF OF SITE DEMOLITION, CONTRACTOR TO RELOCATE ALL SPECIFIED TREES AND PALMS FOR RELOCATION. CONTRACTOR TO REINSTALL TREE PROTECTION FENCE AROUND RELOCATED AND EXISTING TREES.
- FENCING AT A MINIMUM FOUR (4) FEET HEIGHT INSTALLED NO CLOSER TO THE TREE TRUNK THAN ITS DRIPLINE. THIS FENCE SHALL BE MAINTAINED IN WORKING ORDER DURING ALL PHASES OF CONSTRUCTION. MAINTAIN TREE PROTECTION ZONES FREE OF WEEDS AND TRASH.
- THE PROJECT LIMIT OF CONSTRUCTION AND ALL EXISTING VEGETATION TO REMAIN IS TO BE CLEARLY DEFINED BY STURDY, WEATHERPROOF FENCING AT A MINIMUM OF FOUR (4) FEET HIGH.
- STURDY TEMPORARY BARRIERS SHALL BE INSTALLED AROUND ALL TREE PROTECTION ZONES. BARRIERS SHALL BE A MINIMUM OF FOUR FEET HIGH, AND SHALL BE CONSTRUCTED OF CONTINUOUS CHAIN LINK FENCE WITH METAL POSTS AT EIGHT-FOOT SPACING, OR OF TWO-BY-FOUR INCH POSTS WITH THREE EQUALLY SPACED TWO-BY-FOUR RAILS. POSTS MAY BE SHIFTED TO AVOID ROOTS.

MAINTENANCE SPECIFICATIONS

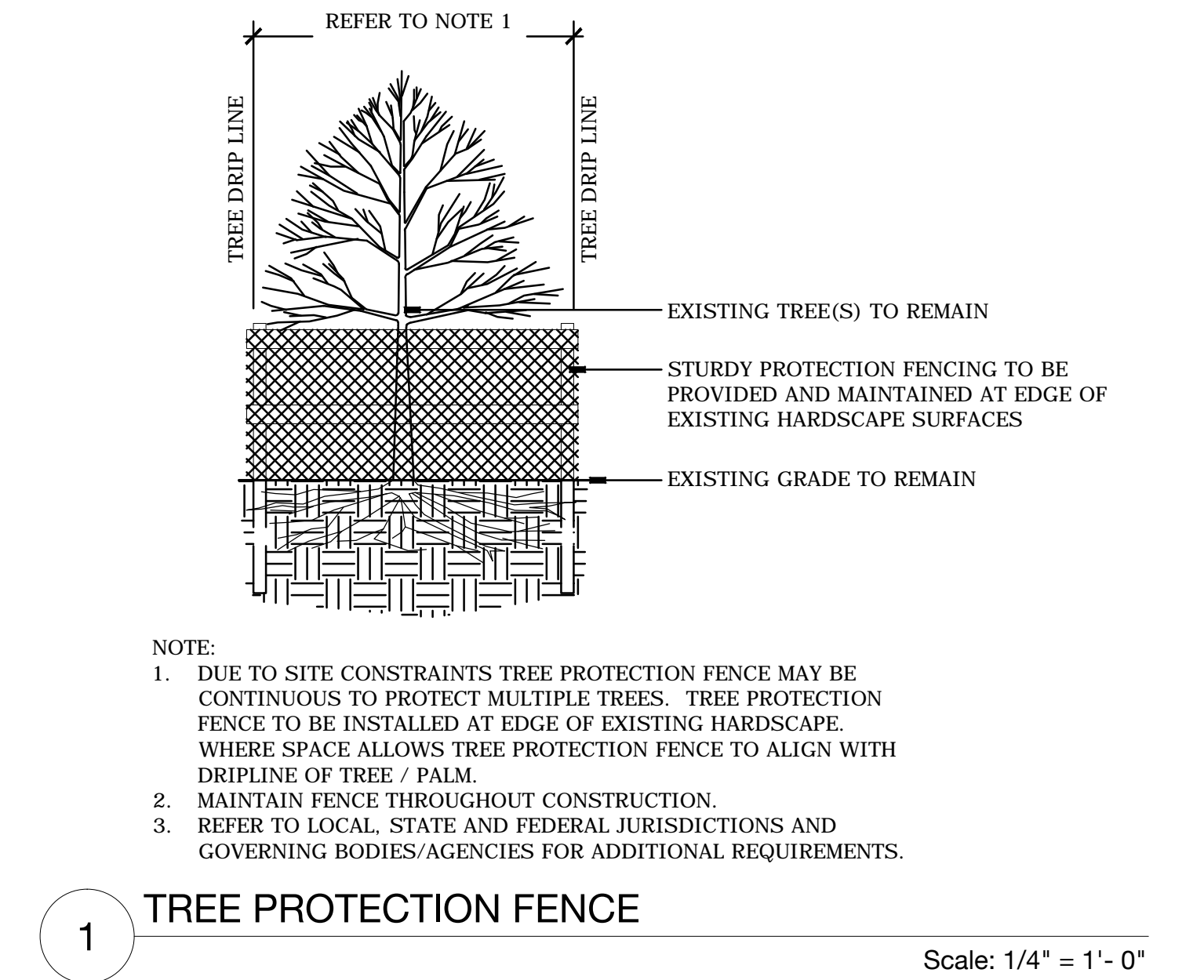
- ALL RELOCATED TREES AND PALMS MUST BE MAINTAINED FOR ONE YEAR FROM THE DATE OF RELOCATION TO THEIR FINAL LOCATIONS.
- CONTRACTOR MUST MAINTAIN ALL RELOCATED TREES AND PALMS FOR ONE FULL YEAR FROM THE DATE OF RELOCATION TO THE FINAL LOCATION.
- WHENEVER POSSIBLE, EACH TREE AND PALM MUST BE WATERED BY A PERMANENT AUTOMATIC IRRIGATION SYSTEM FOLLOWING RELOCATION. EACH WATERING MUST THOROUGHLY SATURATE THE ROOTBALL TO ITS FULL DEPTH; THIS WILL REQUIRE 25-50 GALLONS OF WATER FOR SMALL TREES AND PALMS DEPENDING ON ROOTBALL SIZE, WHILE LARGE TREES WILL REQUIRE A MINIMUM OF 10 GALLONS PER FOOT OF ROOTBALL DIAMETER (I.E., A 10' DIAMETER ROOTBALL WILL REQUIRE A MINIMUM OF 100 GALLONS PER WATERING EVENT).WATERING FREQUENCY MUST BE EVERY DAY FOR THE FIRST TWO WEEKS, EVERY OTHER DAY FOR THE NEXT THREE WEEKS, AND EVERY THIRD DAY FOR THE NEXT 6-8 WEEKS.
- WHEN AN AUTOMATIC IRRIGATION SYSTEM IS NOT POSSIBLE, CONTRACTOR IS RESPONSIBLE FOR HAND WATERING RELOCATED TREES AND PALMS THROUGHOUT THE MAINTENANCE PERIOD AND UNTIL FINAL ACCEPTANCE BY THE LANDSCAPE ARCHITECT AND/OR CLIENT.
- IMMEDIATELY AFTER RELOCATION TO THE FINAL LOCATION. A HIGH-PHOSPHORUS ROOT STIMULANT MUST BE APPLIED TO THE SURFACE OF THE ROOTBALL AT THE RECOMMENDED LABEL RATE AND WATERED IN WITH A DRENCH CONSISTING OF A SYSTEMIC INSECTICIDE AND A CONTACT ROOT ROT FUNGICIDE, FOLLOWING LABEL INSTRUCTIONS, AS INITIAL PREVENTATIVE MAINTENANCE.
- EVERY THREE MONTHS THEREAFTER, A HIGH-PHOSPHORUS ROOT STIMULANT MUST BE APPLIED TO THE SURFACE OF THE ROOTBALL AT THE RECOMMENDED LABEL RATE AND WATERED IN WITH A DRENCH CONSISTING OF A SYSTEMIC INSECTICIDE AND A BROAD-SPECTRUM SYSTEMIC FUNGICIDE, FOLLOWING LABEL INSTRUCTIONS, AS CONTINUING PREVENTATIVE MAINTENANCE.
- IRRIGATION AND BRACING MUST BE CHECKED AND EACH TREE OR PALM THOROUGHLY INSPECTED FOR SIGNS OF STRESS, DISEASE, OR PEST PROBLEMS ON A MONTHLY BASIS.
- IMMEDIATELY AFTER RELOCATION TO THE FINAL LOCATION AND EVERY THREE MONTHS THEREAFTER, A HIGH-QUALITY, SLOW-RELEASE 15-2-15 GRANULAR FERTILIZER MUST BE APPLIED, AT THE RECOMMENDED LABEL RATE, SPREAD EVENLY ACROSS THE SURFACE OF THE ROOTBALL.
- IMMEDIATELY AFTER RELOCATION TO THE FINAL LOCATION AND EVERY THREE MONTHS THEREAFTER A HIGH-QUALITY, SLOW-RELEASE 15-2-15 GRANULAR FERTILIZER MUST BE APPLIED, AT THE RECOMMENDED LABEL RATE, SPREAD EVENLY ACROSS THE SURFACE OF THE ROOTBALL.
- FOLIAR FEED FOUR TIMES PER YEAR.
- STRING MUST BE REMOVED FROM THE TIED UP LEAVES IMMEDIATELY AFTER RELOCATION TO THE FINAL LOCATION IF THE PALM WAS ROOT PRUNED OR WITHIN 30-45 DAYS AFTER RELOCATION ON THE OCCASION THE LANDSCAPE ARCHITECT APPROVED RELOCATION WITHOUT ROOT PRUNING DUE TO TIME CONSTRAINTS.
- IMMEDIATELY AFTER RELOCATION TO THE FINAL LOCATION AND EVERY THREE MONTHS THEREAFTER A HIGH-QUALITY, SLOW-RELEASE 8-4-12 GRANULAR PALM FERTILIZER WITH MINORS MUST BE APPLIED. AT THE RECOMMENDED LABEL RATE, SPREAD EVENLY ACROSS THE SURFACE OF THE ROOTBALL.
- FOLIAR FEED PALMS SIX TIMES PER YEAR.

RELOCATION SPECIFICATIONS

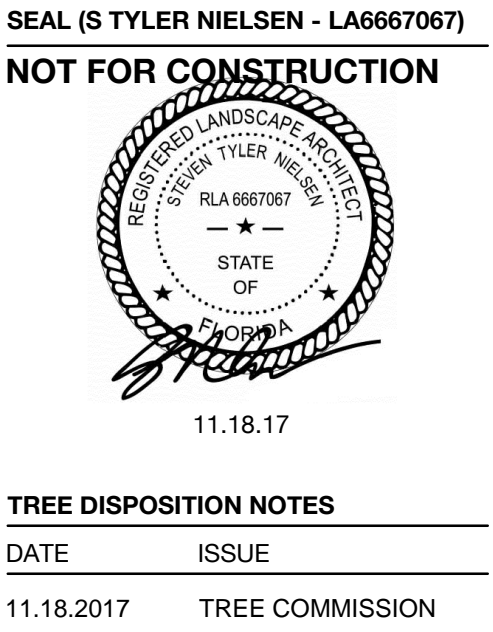
- LANDSCAPE CONTRACTOR TO FLAG ALL PROPOSED PLANT LOCATIONS FOR LANDSCAPE ARCHITECT'S APPROVAL PRIOR TO INSTALLATION. NOTIFY LANDSCAPE ARCHITECT A MINIMUM OF 15 DAYS PRIOR TO REVIEW.
- ALL TREES AND PALMS TO BE RELOCATED MUST BE WATERED DAILY FOR AT LEAST 5 DAYS PRIOR TO ANY RELOCATION TO ENSURE THAT THEY ARE FULLY HYDRATED. EACH WATERING MUST THOROUGHLY SATURATE THE ROOTBALL TO ITS FULL DEPTH.
- ALL ROOTBALLS MUST BE WRAPPED IN BURLAP AND THE TIGHTLY WIRE-WRAPPED (USING REDLINE HORSE WIRE OR EQUIVALENT) TO KEEP THE ENTIRE ROOTBALL INTACT DURING RELOCATION. TREES AND PALMS GROWING IN LIMESTONE MUST BE DUG AND RELOCATED WITH THE ROOT ATTACHED TO A SECTION OF ROCK AS PART OF THE ROOTBALL SUCH THAT THE ROOTS REMAIN INTACT, ROOTBALLS COMING FROM SAND OR SANDY SOIL MAY ALSO NEED TO BE BOXED PRIOR TO RELOCATION, AT THE DISCRETION OF THE LANDSCAPE ARCHITECT.
- TREES AND PALMS BEING RELOCATED OFFSITE MUST HAVE THEIR ENTIRE ROOTBALLS THOROUGHLY AND TIGHTLY WRAPPED WITH PLASTIC SHRINK WRAP ON THE OUTSIDE OF THE WIRE WRAP, AND THE ENTIRE TREE OR PALM (INCLUDING CANOPY, TRUNK, AND ROOTBALL) MUST BE COVERED WITH A BREATHABLE TARP (E.G., SHADE CLOTH) DURING TRANSPORT.
- NEW PLANTING PITS FOR RELOCATED TREES AND PALMS MUST BE PREPARED PRIOR TO LIFTING THE PALM OR TREE FROM ITS CURRENT LOCATION AND MUST BE AT LEAST 3-4 FEET WIDER THAN THE ROOTBALL AND THE SAME DEPTH AS THE ROOTBALL, SUCH THAT THE FINAL ELEVATION OF THE TOP OF THE ROOTBALL IS AT OR SLIGHTLY ABOVE (NO MORE THAN 2" HIGHER) FINAL GRADE.
- TREES AND PALMS TO BE RELOCATED MUST BE LIFTED BY THE ROOTBALL ONLY, USING APPROPRIATELY SIZED (LENGTH AND STRENGTH) LIFTING STRAPS OR CHAINS. DURING LIFTING, THE TREE OR PALM MUST BE BALANCED IN A MORE-OR-LESS UPRIGHT POSITION, WITH THE STRAP THE TRUNK USED ONLY FOR BALANCING AND MANEUVERING THE TREE OR PALM INTO A POSITION. NO CHAINS MAY BE USED AROUND OR AGAINST THE TRUNK AT ANY TIME. AT NO TIME SHALL 100% OF THE WEIGHT OF THE TREE OR PALM BE ON THE STRAP ATTACHED TO THE TRUNK. TRUNKS MUST BE HEAVILY PADDED WITH 30-60 LAYERS (DEPENDING ON SIZE AND WEIGHT) OF BURLAP BENEATH THE BALANCING STRAP.
- TREES AND PALMS MUST BE LIFTED WITH A CRANE OR BACKHOE APPROPRIATELY SIZED FOR THE SIZE AND WEIGHT OF THE TREE OR PALM AND LIFTED OR CARRIED DIRECTLY TO THE FINAL INSTALL LOCATION OR TRANSPORT TRAILER.
- ONCE LIFTING BEINGS, ANY UNCUT ROOTS UNDER OR AROUND THE ROOTBALL THAT MAY YET REMAIN MUST BE IMMEDIATELY SEVERED WITH HAND PRUNING TOOLS TO MINIMIZE TEARING AND ROOT DAMAGE.
- AGRIFORM PLANTING TABLETS (OR APPROVED EQUIVALENT) MUST BE EVENLY DISTRIBUTED AROUND THE PERIMETER OF THE PLANTING PIT AT THE RATE OF 2 TABLETS PER 1" TRUNK CALIPER PRIOR TO BACKFILLING.
- MYCORRHIZA (ROOTS® TRANSPLANT OR EQUIVALENT) MUST BE INCORPORATED INTO THE BACKFILL SOIL PRIOR TO BACKFILLING.
- RELOCATED TREES AND PALMS MUST BE CENTERED IN THE PLANTING PIT, AND THE PIT BACKFILLED USING A 1:1 MIXTURE OF EXISTING SOIL AND 80:20 (DOT SAND:MUCK) SOIL MIX THOROUGHLY BLENDED TOGETHER. DO NOT USE MUDDY SOIL AS BACKFILL.
- SMALL TREES AND PALMS MUST BE FIRMLY BRACED USING A MINIMUM OF FOUR 4"X 4" WOODEN BRACES ATTACHED TO 2" X 4" WOODEN BATTENS HELD IN PLACE WITH TWO STEEL BANDS. LARGER TREES MAY REQUIRE 6" X 6" WOODEN POSTS OR EVEN TELEPHONE POLES TO PROVIDE SUFFICIENT BRACING STRENGTH TO PREVENT TOPPLING DURING WIND EVENTS. A SUFFICIENT NUMBER OF BATTENS MUST BE STRATEGICALLY PLACED AROUND THE TRUNK SUCH THAT THE STEEL BANDS NEVER CONTACT THE TRUNK. NO BURLAP IS TO REMAIN UNDER THE WOODEN BATTENS ON TREES DURING BRACING, BUT SEVERAL LAYERS OF BURLAP SHOULD BE LEFT UNDER THE WOODEN BATTENS WHEN BRACING PALMS. NAILS SHALL NEVER BE DRIVEN DIRECTLY INTO THE TRUNK DURING BRACING. BRACING MUST REMAIN IN PLACE FOR A MINIMUM OF ONE YEAR.
- A TREE RING WITH A MINIMUM HEIGHT OF 6" MUST BE CONSTRUCTED 6-12" OUTSIDE THE OUTERMOST EDGE OF THE ROOTBALL AND AROUND THE ENTIRE PERIMETER OF THE ROOTBALL TO DIRECT IRRIGATION WATER AND ANY SUPPLEMENTS THAT ARE ADDED DOWN INTO THE ROOTBALL DURING ROOT REGENERATION.
- ONCE THE TREE RING IS CONSTRUCTED, A HIGH-PHOSPHORUS ROOT STIMULANT MUST BE LIBERALLY APPLIED TO THE SURFACE AND THOROUGHLY WATERED IN.
- ROOTBALLS MUST BE A THOROUGHLY WATERED IN USING A HOSE AND JOHNSON BAR INSERTED TO THE VERY BOTTOM OF THE ROOTBALL AND SWUNG BACK AND FORTH TO PREVENT FORMATION OF AIR POCKETS. THE JOHNSON BAR TECHNIQUE MUST BE REPEATED AT LEAST ONCE MORE WITHIN 6" OF THE TRUNK. MULCH MUST NOT BE APPLIED OR ALLOWED TO ACCUMULATE DIRECTLY AGAINST THE TRUNK.
- ORGANIC MULCH (MELALEUCA IS PREFERRED) MUST BE APPLIED WITHIN 48 HOURS OF RELOCATION AT A DEPTH OF 3-4" OVER THE ENTIRE TOP OF THE ROOTBALL FROM THE TREE RING TO WITHIN 6" OF THE TRUNK. MULCH MUST NOT BE APPLIED OR ALLOWED TO ACCUMULATE DIRECTLY AGAINST THE TRUNK.
- PITS FROM WHICH THE RELOCATED TREES AND PALMS WERE REMOVED MUST BE CLEANED OFF ALL RESIDUAL ROOTS, STUMPS, AND PORTIONS THEREOF AND BACKFILLED WITH CLEAN FILL FLUSH WITH THE SURROUNDING GRADE.
- RESTORE THE SURFACE WITH MATERIAL TO MATCH ADJACENT AREAS, MATERIAL TO BE APPROVED BY LANDSCAPE ARCHITECT. CONTRACTOR TO PROVIDE A MINIMUM OF ONE YEAR WARRANTY ON SETTLING AND PLANT MATERIAL FROM THE SUBSTANTIAL COMPLETION.
- MULTI-TRUNK TREES AND PALMS MUST BE RELOCATED AS ONE UNIT WITH A SINGLE ROOTBALL.
- PLANTING PITS FOR EDIBLE DATE PALMS (PHOENIX DACTYLIFERA) MUST BE BACKFILLED WITH PURE DOT SILICA SAND.

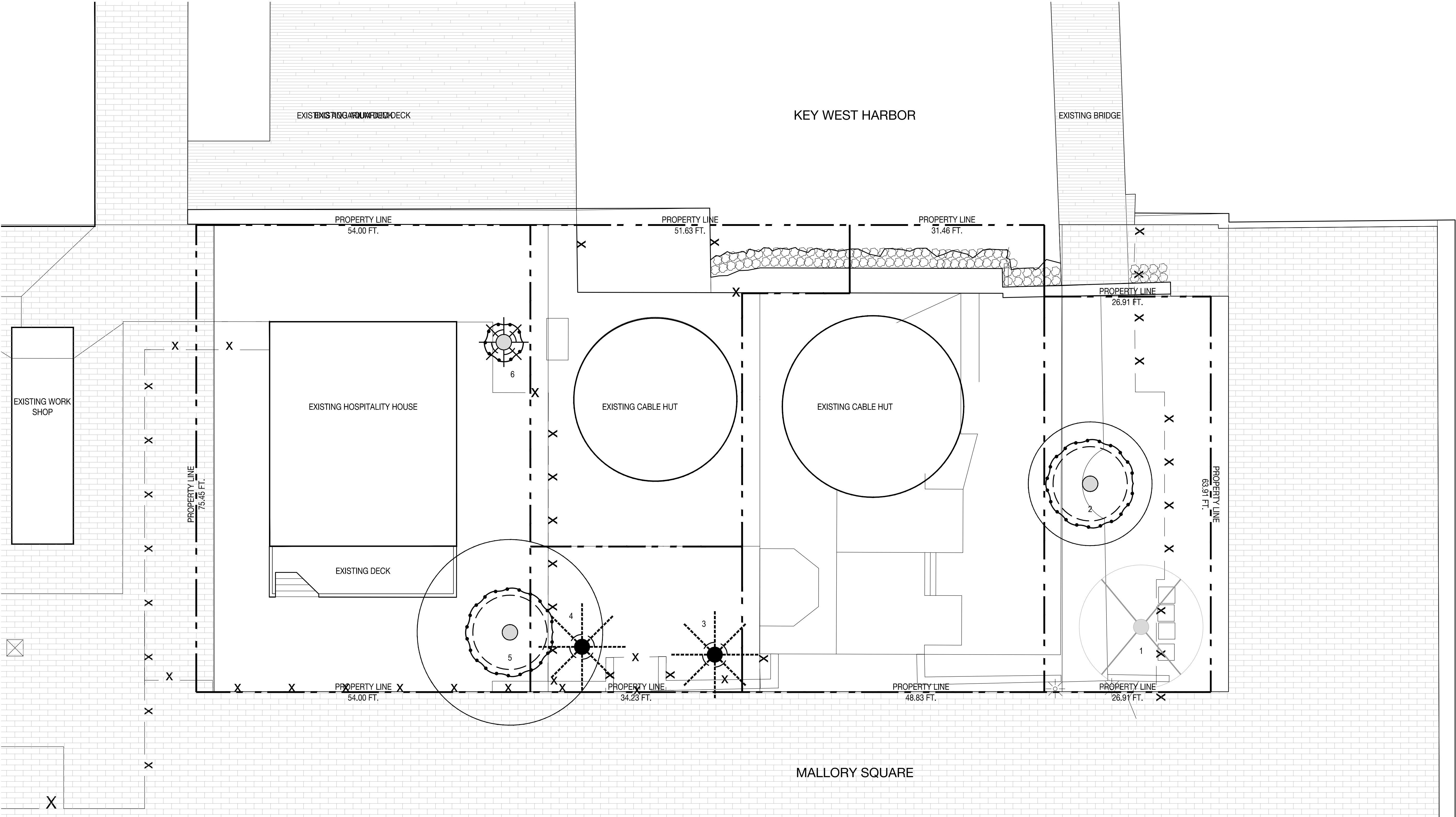
WARRANTY NOTES

- ALL RELOCATED TREES AND PALMS MUST BE GUARANTEED FOR ONE YEAR FROM THE DATE OF RELOCATION TO THEIR FINAL LOCATIONS.
- IF A TREE OR PALM DIES WITHIN THE 1-YEAR WARRANTY PERIOD, IT MUST BE REMOVED AND REPLACED AT CONTRACTOR'S EXPENSE.
- IF A TREE OR PALM PERFORMS POORLY WITHIN THE 1-YEAR WARRANTY PERIOD, IT MUST BE REMOVED AND REPLACED AT CONTRACTOR'S EXPENSE. THE DECISION TO REPLACE BASED ON POOR HEALTH IS AT THE DISCRETION OF THE LANDSCAPE ARCHITECT.
- IF A TREE OR PALM SETTLES TO AN UNHEALTHY DEPTH WITHIN THE 1-YEAR WARRANTY PERIOD, AS DEEMED BY THE BY THE LANDSCAPE ARCHITECT, IT MUST BE RAISED TO THE CORRECT GRADE AT CONTRACTOR'S EXPENSE.

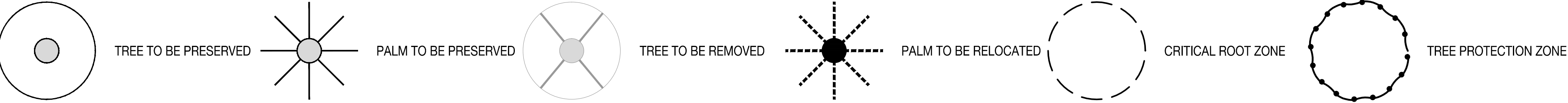


TROPICAL SOUP GARDEN





TREE DISPOSITION LEGEND

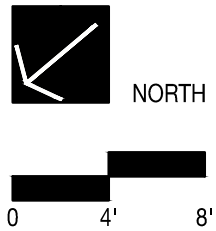


TREE & PALM DISPOSITION SCHEDULE

#	BOTANICAL NAME	COMMON NAME	DBH.	HT.	SPREAD	ACTION	NOTES
1	DELONIX REGIA	ROYAL POINCIANA	11"	24'	18'	REMOVE	PLANT MATERIAL IS UNDESIRABLE
2	BURSERA SIMARUBA	GUMBO LIMBO	12"	24'	20'	PRESERVE	CONTRACTOR TO PROTECT AND CARE FOR PLANT MATERIAL
3	COCOS NUCIFERA	COCONUT PALM	10"	30'	16'	RELOCATE	LOCATION OF PLANT MATERIAL CONFLICTS WITH CONSTRUCTION ENVELOPE
4	COCOS NUCIFERA	COCONUT PALM	10"	30'	16'	RELOCATE	LOCATION OF PLANT MATERIAL CONFLICTS WITH CONSTRUCTION ENVELOPE
5	FICUS AUREA	STRANGLER FIG	60"	35'	30'	PRESERVE	CONTRACTOR TO PROTECT AND CARE FOR PLANT MATERIAL
6	WASHINGTONIA ROBUSTA	WASHINGTON PALM	12"	30'	10'	PRESERVE	CONTRACTOR TO PROTECT AND CARE FOR PLANT MATERIAL



11.18.17



TROPICAL SOUP GARDEN

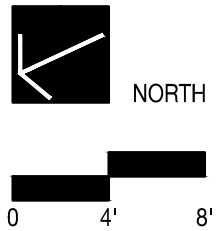
TROPICAL SOUP | MALLORY SQUARE | KEY WEST, FLORIDA 33040

SEAL (S TYLER NIELSEN - LA6667067)
NOT FOR CONSTRUCTION

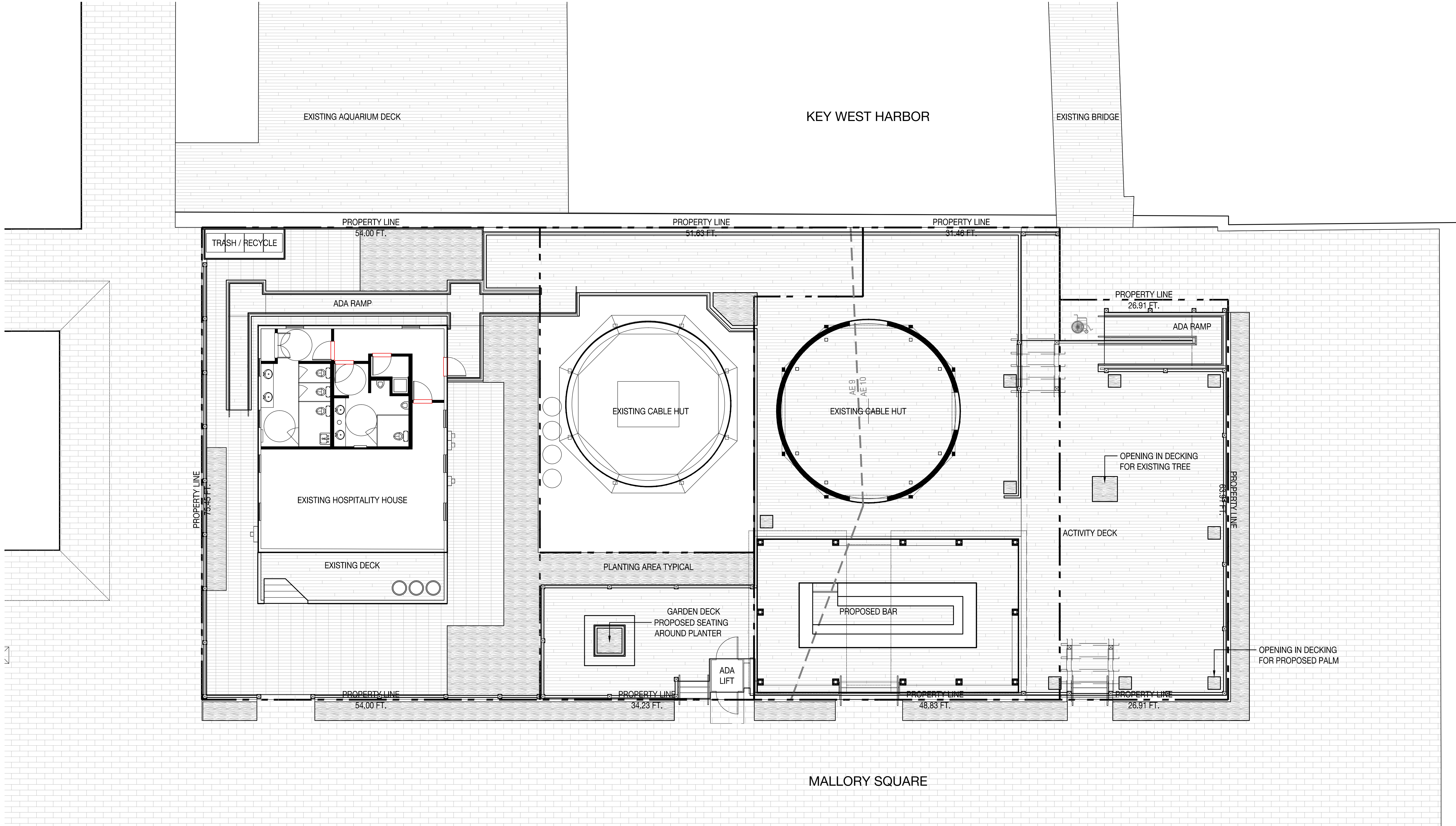


11.18.17

MATERIALS PLAN	
DATE	ISSUE
11.18.2017	TREE COMMISSION








L300

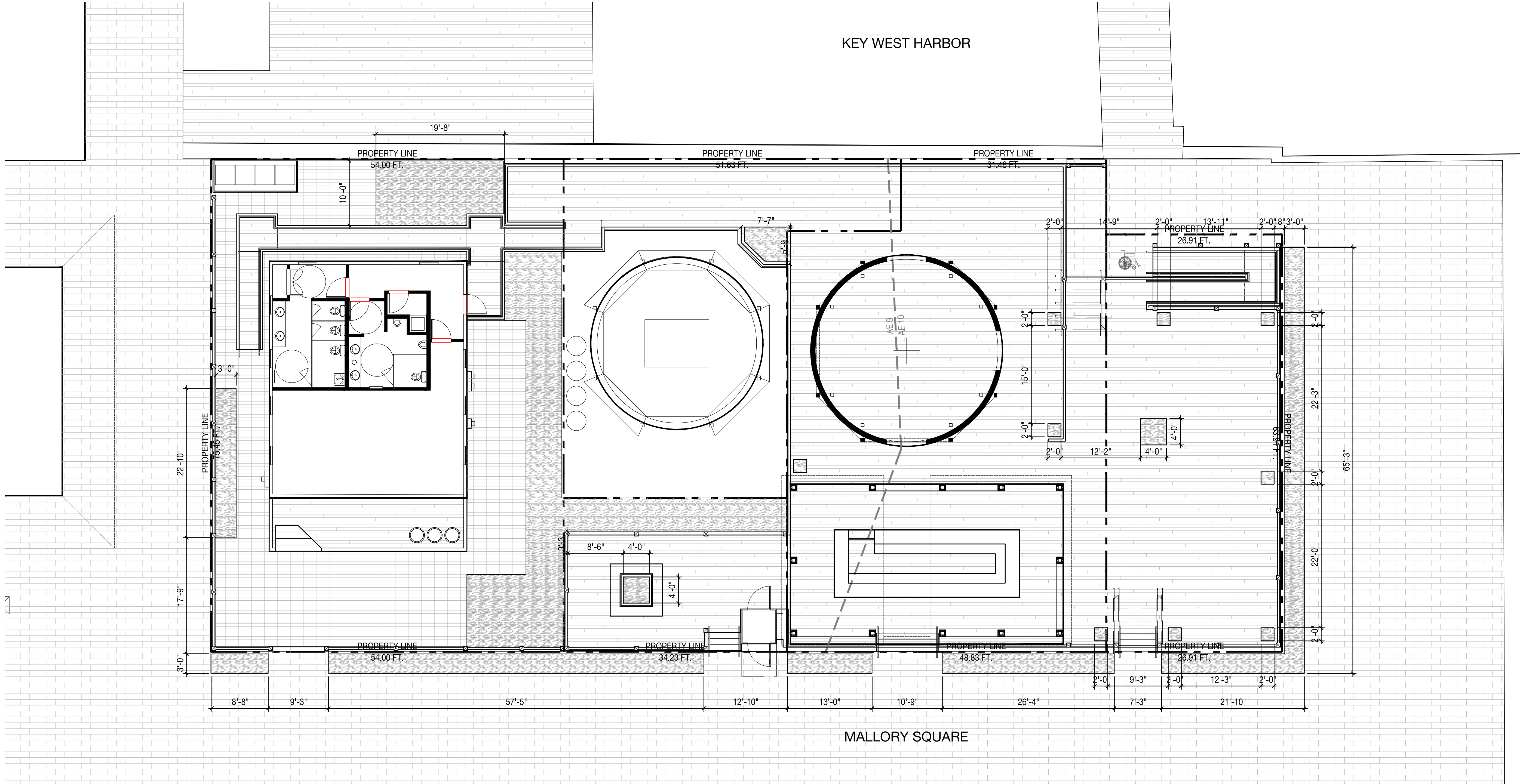


MATERIALS NOTES

- CONTRACTOR TO VERIFY ALL QUANTITIES. IN CASE OF ANY DISCREPANCIES, GRAPHICALLY SHOWN MATERIAL QUANTITIES SHALL TAKE PRECEDENCE.
- ALL CONSTRUCTION AND MATERIALS NOT SPECIFICALLY ADDRESSED IN THE CONTRACT DOCUMENTS OR SPECIFICATIONS SHALL BE IN ACCORDANCE WITH LOCAL, STATE AND FEDERAL JURISDICTIONS AND GOVERNING BODIES/AGENCIES STANDARDS.
- THE CONTRACTOR SHALL PROVIDE A FULL-SCALE MOCKUP AND RECEIVE APPROVAL FROM THE LANDSCAPE ARCHITECT FOR ALL SYSTEMS BEFORE BEGINNING CONSTRUCTION OF PAVEMENT.
- EXPANSION JOINTS SHALL BE PROVIDED WHERE FLATWORK MEETS VERTICAL STRUCTURES, SUCH AS WALLS, CURBS, STEPS, AND OTHER HARDSCAPE ELEMENTS. EXPANSION JOINTS SHALL ALSO BE PROVIDED AT MATERIAL CHANGES. EXPANSION JOINT MATERIALS/METHODS SHALL BE SUBMITTED TO THE LANDSCAPE ARCHITECT FOR REVIEW AND APPROVAL PRIOR TO INSTALLATION.
- CONTROL JOINTS SHOULD BE SPACED NO GREATER THAN TEN (10) LINEAR FEET MAXIMUM, UNLESS OTHERWISE SPECIFIED. EXPANSION JOINTS SHOULD BE SPACED NO GREATER THAN FORTY (40) LINEAR FEET MAXIMUM, UNLESS OTHERWISE SPECIFIED. CONTRACTOR SHALL ADVISE ON OTHER JOINTS AS NEEDED TO MINIMIZE CRACKING. THIS INFORMATION SHALL BE SUBMITTED TO THE LANDSCAPE ARCHITECT FOR REVIEW AND APPROVAL PRIOR TO INSTALLATION.
- ALL STEPS SHALL HAVE TWELVE (12) INCH TREADS AND SIX (6) INCH RISERS, UNLESS OTHERWISE SPECIFIED.
- HOLD TOP OF WALLS AND FENCES LEVEL, UNLESS OTHERWISE SPECIFIED.
- CONTRACTOR SHALL NOT INSTALL WORK LOCATED ON TOP OF ARCHITECTURAL STRUCTURES WITHOUT FIRST REVIEWING ARCHITECTURAL DRAWINGS.
- SAMPLES OF SPECIFIED MATERIALS SHALL BE SUBMITTED TO THE LANDSCAPE ARCHITECT FOR REVIEW AND APPROVAL PRIOR TO ORDERING FOR JOB.

MATERIALS LEGEND

	PLANTING AREA TYPICAL		STONE PAVERS TBD		WATER
	CONCRETE PAVERS		TIMBER DECKING TBD		



GRADING NOTES


1. VERIFY EXISTING ELEVATIONS PRIOR TO STARTING WORK. NOTIFY LANDSCAPE ARCHITECT OF ANY DISCREPANCIES. EXISTING AND PROPOSED GRADES ARE BASED ON SURVEY DOCUMENTS PREPARED BY SURVEYOR.
2. CONTRACTOR SHALL VERIFY THE PLACEMENT OF FLATWORK PENETRATIONS TO ENSURE COORDINATION OF SURFACE FIXTURES, SUCH AS DRAINS AND LIGHTS. NOTIFY GENERAL CONTRACTOR AND LANDSCAPE ARCHITECT OF DISCREPANCIES PRIOR TO CONSTRUCTION OF FLATWORK.
3. THE CONTRACTOR SHALL REFER TO THE ARCHITECTURAL DRAWINGS TO VERIFY FINISHED FLOOR ELEVATIONS. THE GENERAL CONTRACTOR AND LANDSCAPE ARCHITECT SHALL BE NOTIFIED IF THERE ARE ANY DISCREPANCIES PRIOR TO CONSTRUCTION.
4. THE CONTRACTOR SHALL REFER TO THE MECHANICAL DRAWINGS TO VERIFY DRAIN LOCATIONS OVER STRUCTURE. THE GENERAL CONTRACTOR AND LANDSCAPE ARCHITECT SHALL BE NOTIFIED OF ANY DISCREPANCIES PRIOR TO CONSTRUCTION.
5. THE CONTRACTOR SHALL REFER TO THE CIVIL ENGINEERING DRAWINGS TO VERIFY UTILITY AND OTHER DRAIN LOCATIONS. THE GENERAL CONTRACTOR AND LANDSCAPE ARCHITECT SHALL BE NOTIFIED OF ANY DISCREPANCIES PRIOR TO CONSTRUCTION.
6. PROPOSED ELEVATIONS INDICATED ON DRAWINGS ARE FINISHED GRADE ELEVATIONS. THE CONTRACTOR SHALL DIRECT ROUGH GRADE WORK TO ALLOW FOR SUFFICIENT TOPSOIL AND OTHER FINISHED CONDITIONS AS DESCRIBED IN THE CONTRACT DOCUMENTS.
7. ALL FINISHED GRADES SHALL MEET AND BLEND SMOOTHLY WITH EXISTING GRADES AT THE PROJECT LIMIT.
8. ALL FINISHED GRADES SHALL BE WITHOUT LOW SPOTS OR POCKETS. CONTRACTOR SHALL SET FLOW LINES ACCURATELY AND PROVIDE A MINIMUM OF TWO (2) PERCENT OR MAXIMUM OF FIFTY (50) PERCENT, UNLESS OTHERWISE NOTED.
9. ALL FINISHED GRADES SHALL PRESENT SMOOTH TRANSITIONS BETWEEN TOES AND TOPS OF SLOPES.

10. THE MAXIMUM SLOPE OF SOD TO BE 3:1 IN AREAS DESIGNATED AS "LAWN," UNLESS OTHERWISE NOTED.
11. ALL MANHOLES, VALVE BOXES, UTILITY BOXES AND PEDESTALS, AND OTHER APPURTENANCES SHALL BE ADJUSTED TO FINISH GRADE IN ACCORDANCE WITH THE LOCAL, STATE AND FEDERAL JURISDICTIONS AND GOVERNING BODIES/AGENCIES OR UTILITY RULES AND REGULATIONS, UNLESS OTHERWISE NOTED.
12. SOIL COMPACTION BENEATH PAVEMENTS, STEPS, WALLS AND LIGHT FOUNDATIONS SHALL BE 95% PROCTOR DENSITY MINIMUM, UNLESS OTHERWISE SPECIFIED.
13. GRADING AND EXCAVATION WORK SHALL BE COMPLETED DURING DRY AND NON-FREEZING WEATHER CONDITIONS.
14. THE CONTRACTOR SHALL REMOVE AND STOCKPILE TOPSOIL FOR REUSE ON-SITE. SOIL SHALL BE SCREENED TO REMOVE ROCKS AND BOULDERS.
15. IF STRUCTURAL SOIL IS FOUND ON-SITE, THE CONTRACTOR SHALL REUSE.
16. THE CONTRACTOR SHALL PREVENT SOIL LOSS TO WIND AND WATER EROSION.
17. THE CONTRACTOR SHALL PROVIDE POSITIVE DRAINAGE AWAY FROM ALL STRUCTURES.
18. THE GENERAL CONTRACTOR SHALL INSTALL & MAINTAIN TEMPORARY DRAINAGE DEVICES DURING CONSTRUCTION.
19. THE CONTRACTOR SHALL VERIFY ALL CONTROL POINTS, FINISH FLOOR ELEVATIONS & PROPOSED SPOT ELEVATIONS WITH LANDSCAPE ARCHITECT PRIOR TO FORMWORK INSTALLATION.
20. SPECIFICATIONS DELINEATED IN GEO-TECH REPORT TAKE PRECEDENCE OVER GRADING PLAN DRAWINGS. INFORM LANDSCAPE ARCHITECT OF DISCREPANCIES.

LAYOUT NOTES

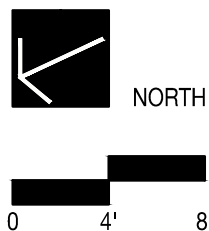
1. LAYOUT AND VERIFY DIMENSIONS PRIOR TO CONSTRUCTION. NOTIFY LANDSCAPE ARCHITECT OF ANY DISCREPANCIES. LANDSCAPE ARCHITECT TO REVIEW AND APPROVE ALL LAYOUTS CONTAINED IN THE CONSTRUCTION DOCUMENTS PRIOR TO CONSTRUCTION.
2. WRITTEN DIMENSIONS SHALL TAKE PRECEDENCE OVER SCALED DIMENSIONS. DO NOT SCALE DIMENSIONS FROM REDUCED DRAWINGS.
3. DIMENSIONS REFERRED TO AS "EQUAL" INDICATE SPACING WHICH IS EQUIDISTANT MEASURED TO THE CENTERLINES.
4. MEASUREMENTS ARE TO THE FINISHED FACE OF BUILDINGS, WALLS, OR OTHER FIXED SITE IMPROVEMENTS. DIMENSIONS TO CENTERLINES ARE IDENTIFIED AS SUCH.
5. INSTALL INTERSECTING ELEMENTS AT 90-DEGREE ANGLES, UNLESS OTHERWISE INDICATED. MAINTAIN HORIZONTAL ALIGNMENT OF ADJACENT ELEMENTS AS INDICATED IN CONTRACT DOCUMENTS.
6. SPECIAL CONSIDERATION IS GIVEN TO THE DESIGN AND INTENDED RELATIONSHIP BETWEEN ARCHITECTURE, PLANTING AREAS AND PAVING SYSTEMS. PAVEMENT JOINTING, PAVERS, STONE, FINISHES AND GRADES HAVE BEEN STRICTLY COORDINATED IN THE CONTRACT DOCUMENTS. CONSTRUCTION OF THESE SYSTEMS SHALL BE STRICTLY COORDINATED.

SEAL (S TYLER NIELSEN - LA6667067)
NOT FOR CONSTRUCTION



11.18.17

GRADING PLAN	
DATE	ISSUE
11.18.2017	TREE COMMISSION



L400

PLANTING NOTES

1. PLANT MATERIAL IS TO BE HEALTHY SPECIMENS FREE FROM DISEASE OR DAMAGE, AND IS TO BE MAINTAINED IN EXCELLENT CONDITION WHILE ON THE JOBSITE. LANDSCAPE ARCHITECT SHALL INSPECT PLANT MATERIAL UPON ARRIVAL TO JOBSITE AND WILL REJECT PLANT MATERIAL THAT DOES NOT MEET THE STANDARDS DESCRIBED WITHIN THE CONTRACT DOCUMENTS.
2. THE LANDSCAPE ARCHITECT WILL PERIODICALLY INSPECT PLANT MATERIAL STOCKPILED AND/OR PLANTED ON SITE DURING THE COURSE OF CONSTRUCTION. PLANT MATERIAL NOT MEETING THE STANDARDS CONTAINED WITHIN CONTRACT DOCUMENTS SHALL BE REPLACED AT NO COST TO THE OWNER.
3. PROVIDE MATCHING SIZES AND FORMS FOR EACH PLANT OF THE SAME SPECIES UNLESS OTHERWISE INDICATED.
4. CONTRACTOR TO VERIFY ALL QUANTITIES. IN CASE OF DISCREPANCIES, GRAPHICALLY SHOWN QUANTITIES SHALL TAKE PRECEDENCE.
5. ALL MATERIALS USED SHALL CONFORM TO THE GUIDELINES ESTABLISHED BY THE CURRENT AMERICAN STANDARDS FOR NURSERY STOCK, PUBLISHED BY THE AMERICAN ASSOCIATION OF NURSERYMEN.
6. ALL PLANT MATERIAL SHALL BE INSTALLED PLUMB AND PER THE SPECIFICATIONS CONTAINED WITHIN THE CONTRACT DOCUMENTS. ANY NECESSARY STAKING AND/OR OTHER SUPPORTS MATERIALS/METHODS SHALL BE SUBMITTED TO THE LANDSCAPE ARCHITECT FOR REVIEW AND APPROVAL PRIOR TO INSTALLATION.
7. THE CONTRACTOR SHALL PRUNE EXISTING AND/OR NEW TREES ONLY PER LANDSCAPE ARCHITECT DIRECTION.
8. THE CONTRACTOR SHALL STAKE THE LOCATIONS OF ALL TREES AND B&B SHRUBS FOR LANDSCAPE ARCHITECT REVIEW AND APPROVAL, PRIOR TO INSTALLATION.
9. ALL ROOT-WRAPPING MATERIALS THAT ARE NOT BIO-DEGRADABLE SHALL BE REMOVED FROM THE ROOT BALL. ROOT BALLS SHALL BE FREE OF WEEDS.
10. SPECIFIED PLANT MATERIAL SIZES SHALL BE CONSIDERED MINIMUM SIZES.
11. FINISH GRADE OF PLANTING BEDS SHALL BE ONE (1) INCH BELOW ADJACENT FLATWORK, UNLESS SPECIFIED OTHERWISE.
12. MULCH OR PLANTING BED DRESSING SHALL BE PLACED IN ALL PLANTING AREAS AS SPECIFIED. MULCH OR PLANTING BED DRESSING SHALL NOT BE PLACED WITHIN SIX (6) INCHES OF TREE TRUNKS. MULCHING SHOULD BE REPEATED ANNUALLY DURING THE AUTUMN TO A THREE (3) INCH DEPTH.
13. ALL PLANT MATERIAL SHOULD RECEIVE AN ORGANIC FERTILIZER IN LIMITED APPLICATION FOLLOWING INSTALLATION. TYPE AND APPLICATION RATE AND METHOD OF APPLICATION TO BE SPECIFIED BY THE CONTRACTOR AND APPROVED BY THE LANDSCAPE ARCHITECT.
14. EXCESS FERTILIZER SHALL BE DISPOSED OF PROPERLY OFF-SITE. IT SHALL NOT BE DISPOSED OF IN STORM DRAINS AND/OR DRYWELLS.
15. STOCKPILED PLANT MATERIAL TO BE PLACED IN THE SHADE AND PROPERLY HAND-WATERED UNTIL PLANTED.
16. MINI-NUGGET TYPE DECORATIVE BARK MULCH WILL BE USED TO RETURN NUTRIENTS TO THE SOIL, REDUCE MAINTENANCE AND MINIMIZE EVAPORATION FOR AREAS APPROXIMATE TO THE RESIDENCE. LARGER SHREDDED BARK MULCH WILL BE USED FOR STEEP AREAS SO SLOUGHING IS LESS LIKELY TO OCCUR.
17. PRESERVE & PROTECT ALL EXISTING VEGETATION INDICATED TO REMAIN AT ALL TIMES.
18. ALL VEGETATION PROPOSED FOR OUTSIDE THE BUILDING ENVELOPE TO BE NATIVE UNLESS OTHERWISE NOTED. PLANTING THAT OCCURS OUTSIDE THE BUILDING ENVELOPE IS FOR RESTORATION PURPOSES ONLY OR IS SPECIFIC TO UTILITIES RESTORATION.
19. SIX (6) INCH PLANT MIX SHALL BE PROVIDED FOR ALL LAWN, TURF, AND NATIVE PLANTING ZONES. 18 INCH PLANT MIX SHALL BE PROVIDED FOR ALL PERENNIAL PLANTING BEDS UNLESS OTHERWISE NOTED.
20. ALL PLANT MATERIAL SHALL BE FLORIDA GRADE #1 OR BETTER AS OUTLINED IN GRADES AND STANDARDS FOR NURSERY PLANTS, PARTS I AND II OF THE LATEST EDITION, PUBLISHED BY THE FLORIDA DEPARTMENT OF AGRICULTRE AND CONSUMER SERVICES.

PLANTING SCHEDULE

ABR. QUANTITY BOTANICAL NAME			COMMON NAME			SPECIFICATIONS			
PRESERVED TREES & PALMS									
2	BURSERA SIMARUBA		GUMBO LIMBO		12"	24'	20'	PRESERVE	CONTRACTOR TO PROTECT AND CARE FOR PLANT MATERIAL
5	FICUS AUREA		STRANGLER FIG		60"	35'	30'	PRESERVE	CONTRACTOR TO PROTECT AND CARE FOR PLANT MATERIAL
6	WASHINGTONIA ROBUSTA		WASHINGTON PALM		12"	30'	10'	PRESERVE	CONTRACTOR TO PROTECT AND CARE FOR PLANT MATERIAL
RELOCATED TREES & PALMS									
3	COCOS NUCIFERA		COCONUT PALM		10"	30'	16'	RELOCATE	LOCATION OF PLANT MATERIAL CONFLICTS WITH CONSTRUCTION ENVELOPE
4	COCOS NUCIFERA		COCONUT PALM		10"	30'	16'	RELOCATE	LOCATION OF PLANT MATERIAL CONFLICTS WITH CONSTRUCTION ENVELOPE
TREES									
CER	8	CONOCARPUS ERECTUS		GREEN BUTTONWOOD			65 GAL. BUSH FORM 10 - 12 FT. HEIGHT OVERALL		
CUV	1	COCCOLOBA UVIFERA		SEAGRAPE			200 GAL. 14' FT. HT. OA MULTI-TRUNK / LANDSCAPE ARCHITECT TO TAG @ TREE WORLD		
CDI	2	COCCOLOBA DIVERSIFOLIA		PIGEON PLUM			FG. 16 FT. OA. 4 IN. DBH 8 FT. SP.		
PALMS									
CNU	7	COCOS NUCIFERA 'GREEN MALAYAN'		COCONUT PALM			FG. 16 FT. GW - CHARACTER CURVE TRUNK (GC PROVIDE IMAGES FOR APPROVAL)		
TRA	2	THRINAX RADIATA		THATCH PALM			FG. MULTI-TRUNK 9 FT. HT. CT		
TZ	18	THRINAX RADIATA		THATCH PALM			15. GAL. 4 FT. OA		
UNDERSTORY TREES & SHRUBS									
SM	2	SURIANA MARITIMA		BAY CEDAR			45 GAL. BUSH 6 FT. - 8 FT. OA		
MD	22	MONSTERA DELICIOSA		MEXICAN BREADFRUIT			7 GAL. FULL		
GROUNDCOVERS									
TD	55	TRIPSACUM DACTYLOIDES		FAKAHATCHEE GRASS			7 GAL.		
MISC.									
CONTRACTOR TO PROVIDE LANDSCAPE ARCHITECT WITH \$4,000 WHOLESALE PLANT ALLOWANCE									

PLANT IMAGES



GREEN BUTTONWOOD



SEAGRAPE



PIGEON PLUM



COCONUT PALM



THATCH PALM




BAY CEDAR



MONSTERA



FAKAHATCHEE GRASS



BROMELIADS, ORCHIDS & TILLANDSIAS TO BE PLACED ON SCREEN & THE TRUNKS OF PALMS & TREES

TROPICAL SOUP GARDEN

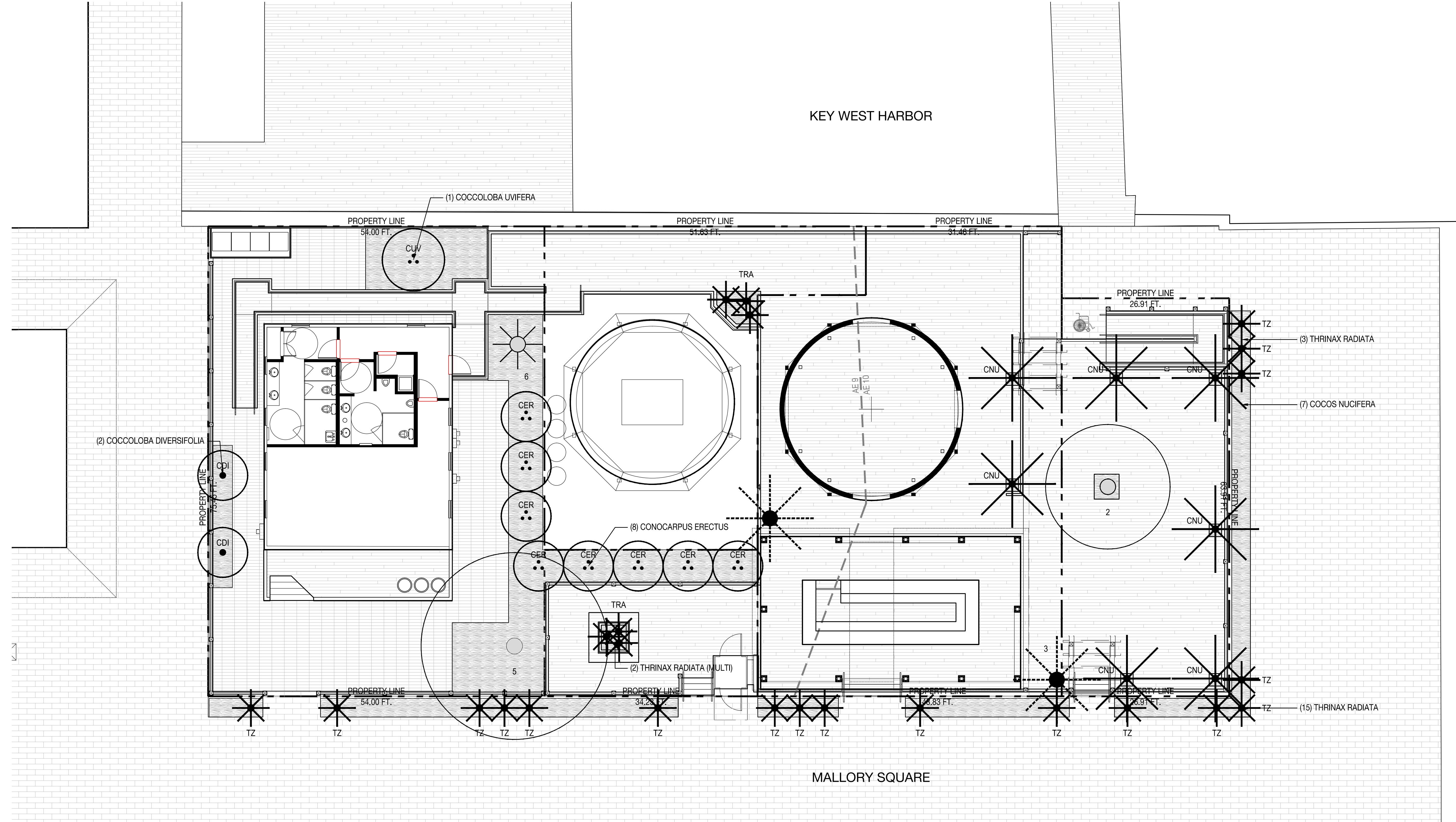
TROPICAL SOUP | MALLORY SQUARE | KEY WEST, FLORIDA 33040

SEAL (S TYLER NIELSEN - LA6667067)
NOT FOR CONSTRUCTION



11.18.17

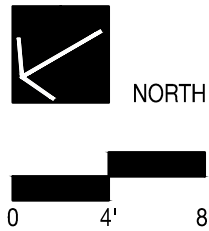
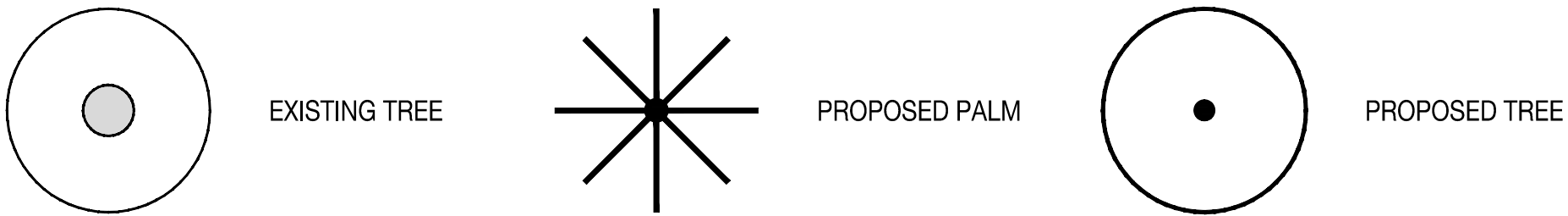
TREE & PALM PLANTING PLAN
DATE: 11.18.2017
ISSUE: TREE COMMISSION



PLANTING SCHEDULE

ABR.	QUANTITY	BOTANICAL NAME	COMMON NAME				SPECIFICATIONS	
PRESERVED TREES & PALMS								
2		BURSERIA SIMARUBA	GUMBO LIMBO	12"	24'	20'	PRESERVE	CONTRACTOR TO PROTECT AND CARE FOR PLANT MATERIAL
5		FICUS AUREA	STRANGLER FIG	60"	35'	30'	PRESERVE	CONTRACTOR TO PROTECT AND CARE FOR PLANT MATERIAL
6		WASHINGTONIA ROBUSTA	WASHINGTON PALM	12"	30'	10'	PRESERVE	CONTRACTOR TO PROTECT AND CARE FOR PLANT MATERIAL
RELOCATED TREES & PALMS								
3		COCOS NUCIFERA	COCONUT PALM	10"	30'	16'	RELOCATE	LOCATION OF PLANT MATERIAL CONFLICTS WITH CONSTRUCTION ENVELOPE
4		COCOS NUCIFERA	COCONUT PALM	10"	30'	16'	RELOCATE	LOCATION OF PLANT MATERIAL CONFLICTS WITH CONSTRUCTION ENVELOPE
TREES								
CER	8	CONOCARPUS ERECTUS	GREEN BUTTONWOOD				65 GAL. BUSH FORM 10 - 12 FT. HEIGHT OVERALL	
CUV	1	COCCOLOBA UVIFERA	SEAGRAPE				200 GAL. 14' FT. HT. OA MULTI-TRUNK / LANDSCAPE ARCHITECT TO TAG @ TREE WORLD	
CDI	2	COCCOLOBA DIVERSIFOLIA	PIGEON PLUM				FG. 16 FT. OA. 4 IN. DBH 8 FT. SP.	

PLANTING LEGEND



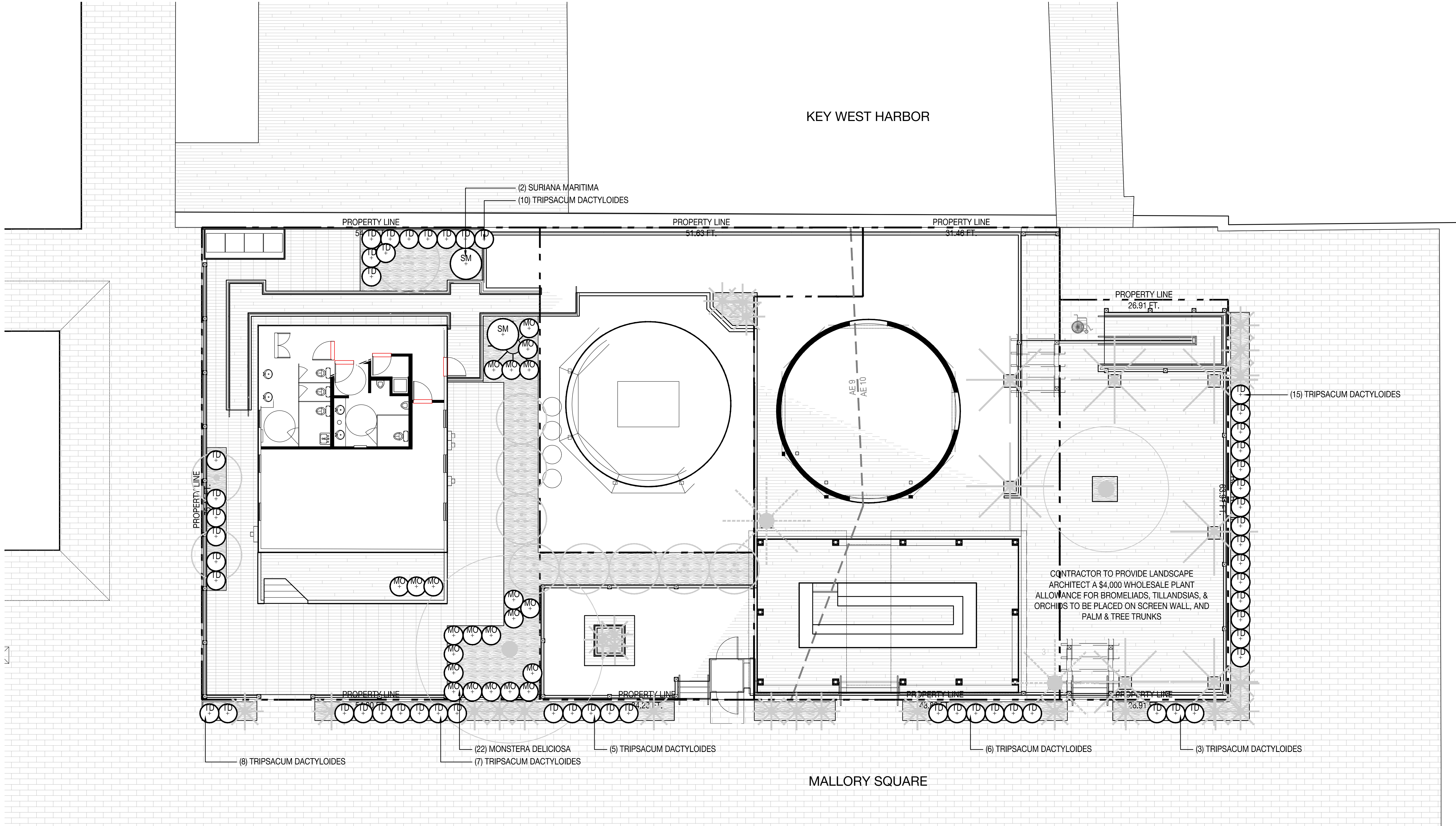
L701

SEAL (S TYLER NIELSEN - LA6667067)
NOT FOR CONSTRUCTION

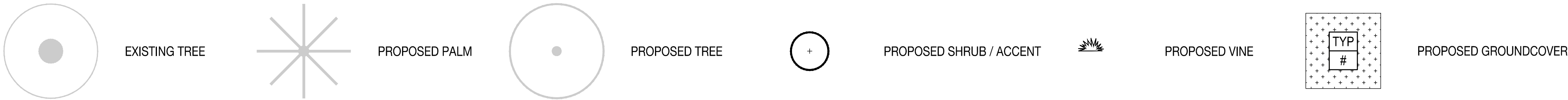


11.18.17

UNDERSTORY PLANTING PLAN
DATE 11.18.2017 ISSUE TREE COMMISSION

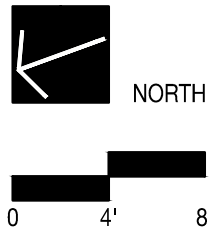


PLANTING LEGEND

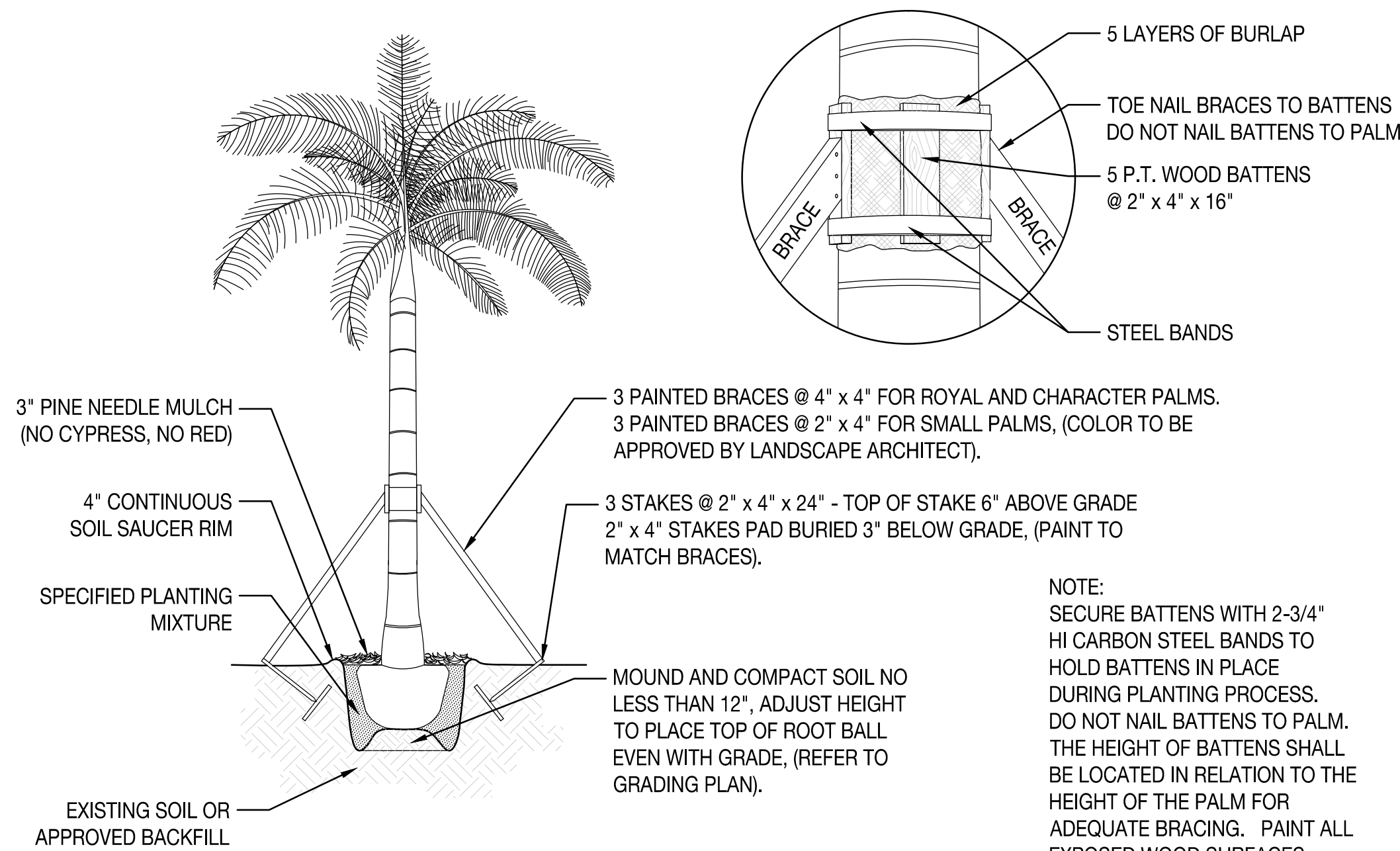


PLANTING SCHEDULE

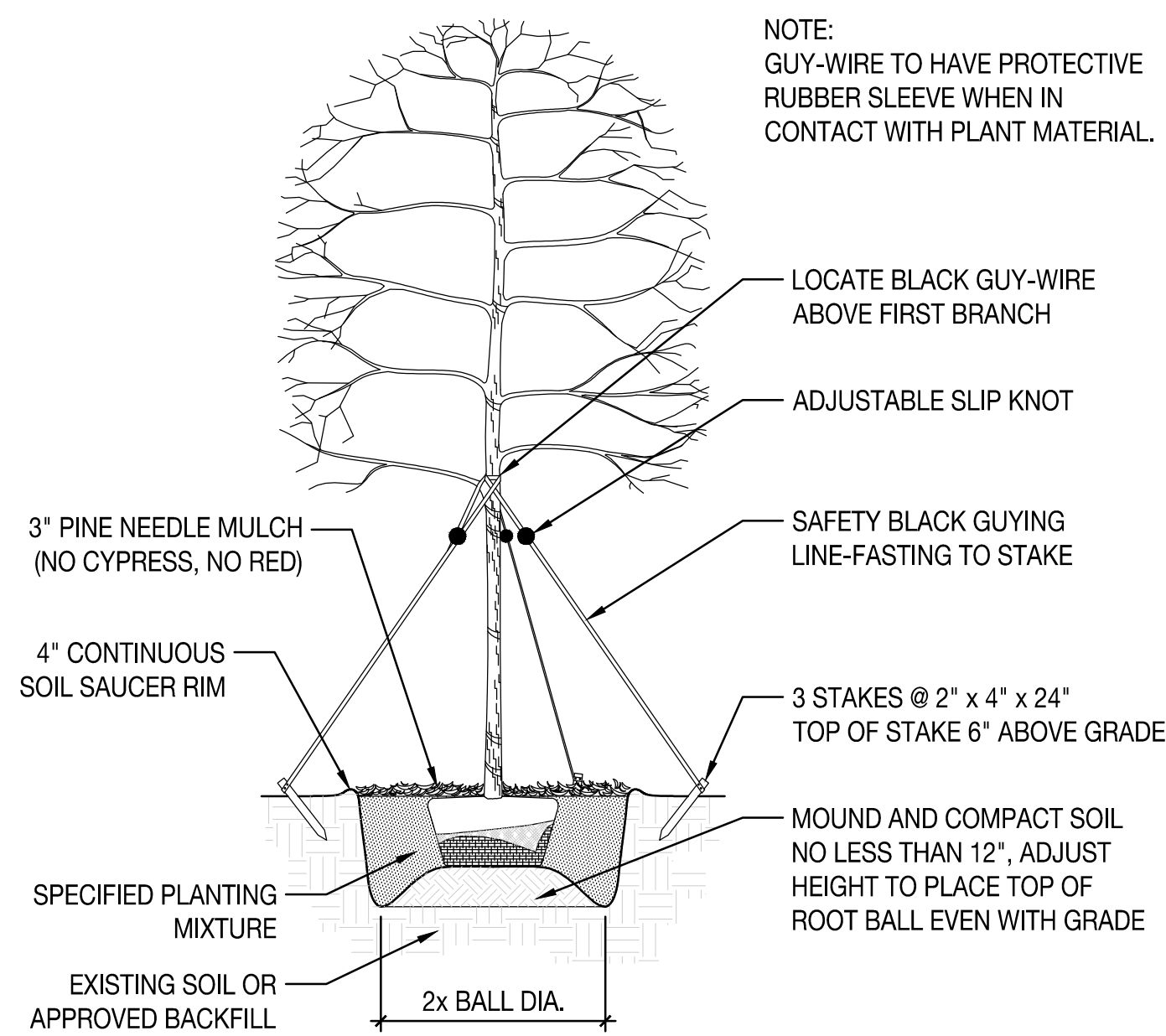
ABR.	QUANTITY	BOTANICAL NAME	COMMON NAME	SPECIFICATIONS
UNDERSTORY TREES & SHRUBS				
SM	2	SURIANA MARITIMA	BAY CEDAR	45 GAL. BUSH 6 FT. - 8 FT. OA
MD	22	MONSTERA DELICIOSA	MEXICAN BREADFRUIT	7 GAL. FULL
GROUNDCOVERS				
TD	55	TRIPSACUM DACTYLOIDES	FAKAHATCHEE GRASS	7 GAL.
MISC.				
CONTRACTOR TO PROVIDE LANDSCAPE ARCHITECT WITH \$4,000 WHOLESALE PLANT ALLOWANCE				



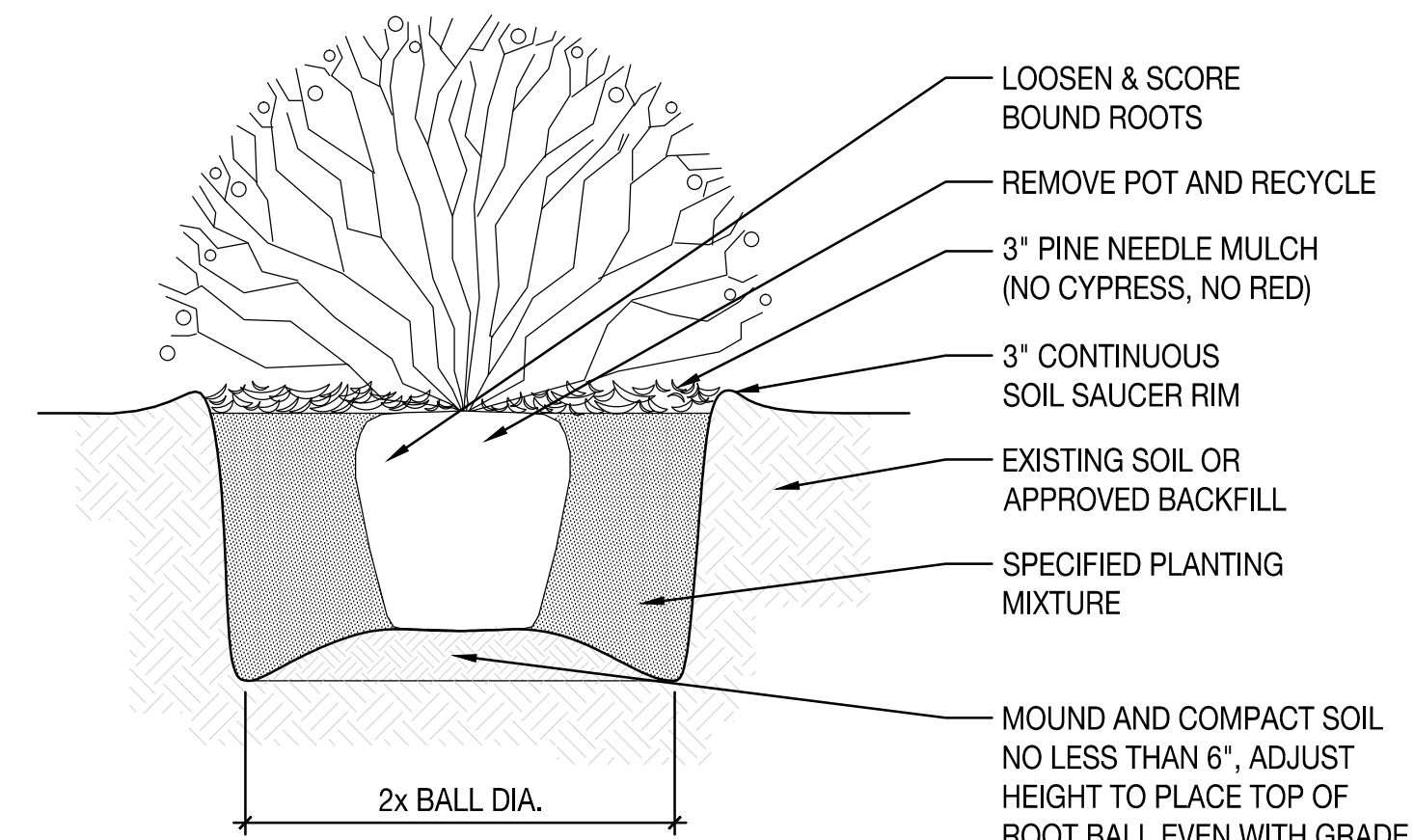
L702



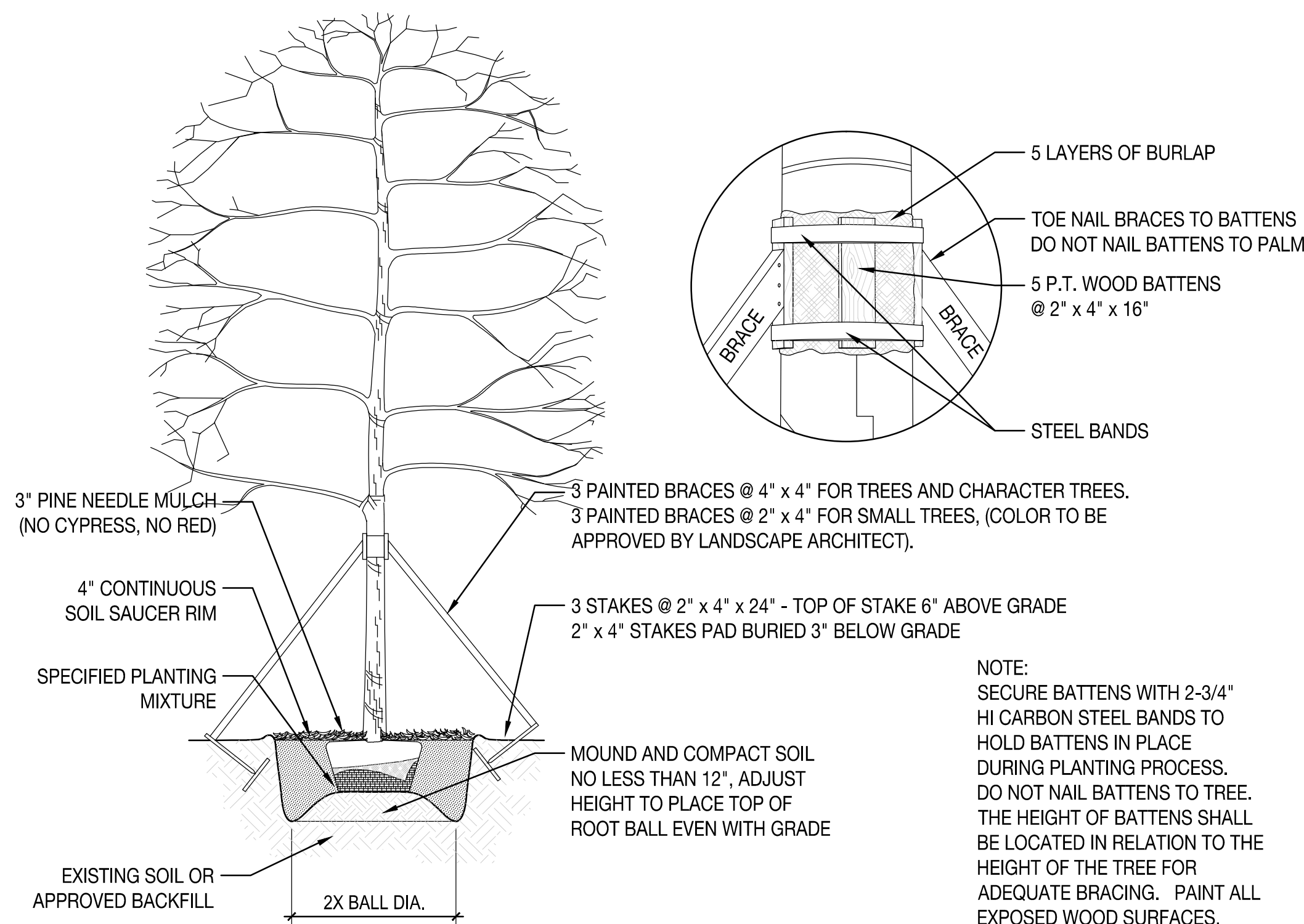
1 PALM PLANTING AND STAKING DETAIL
SCALE: 3/32" = 1'- 0"



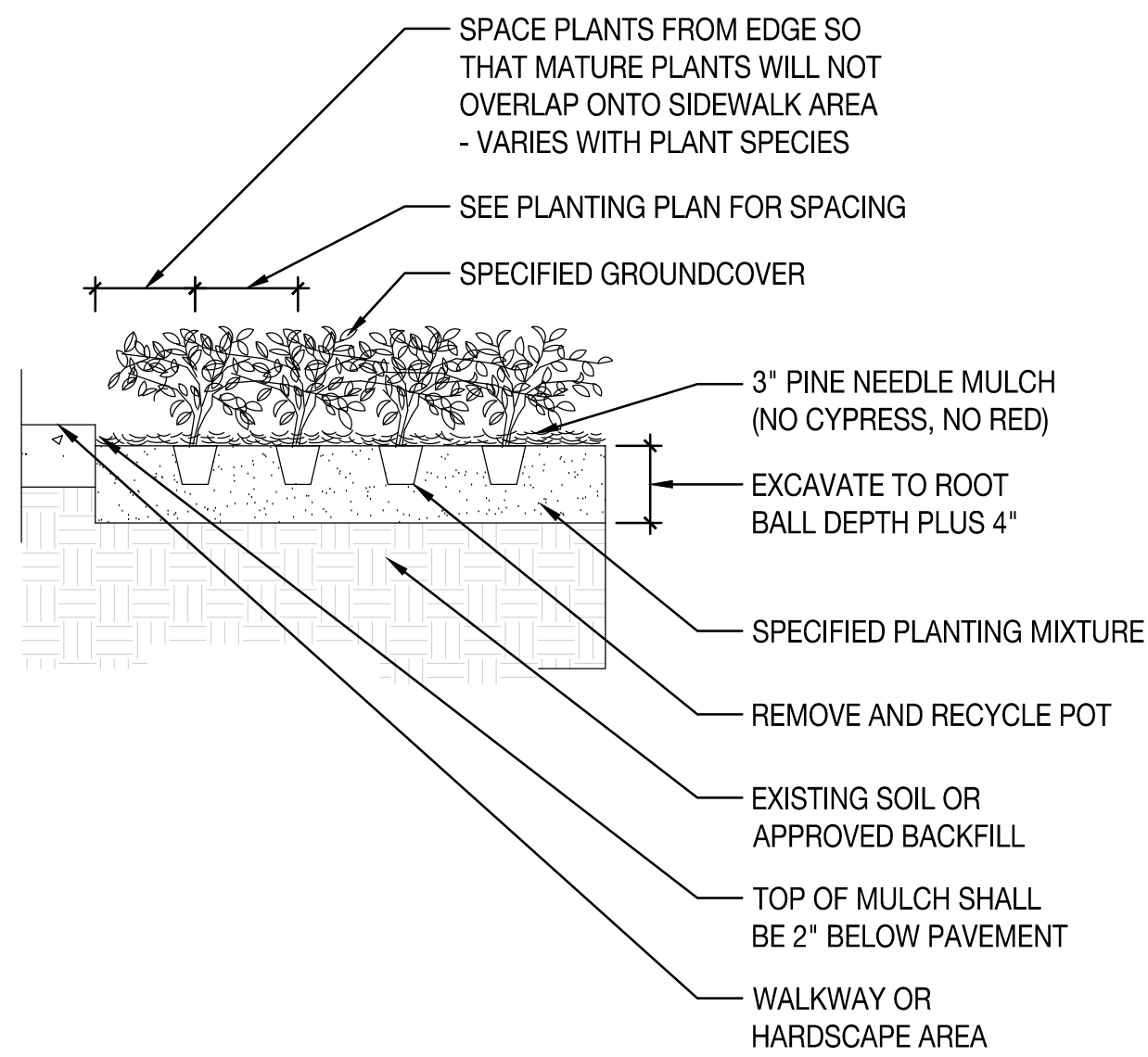
2 UNDERSTORY TREE PLANTING AND STAKING DETAIL
SCALE: 3/32" = 1'- 0"



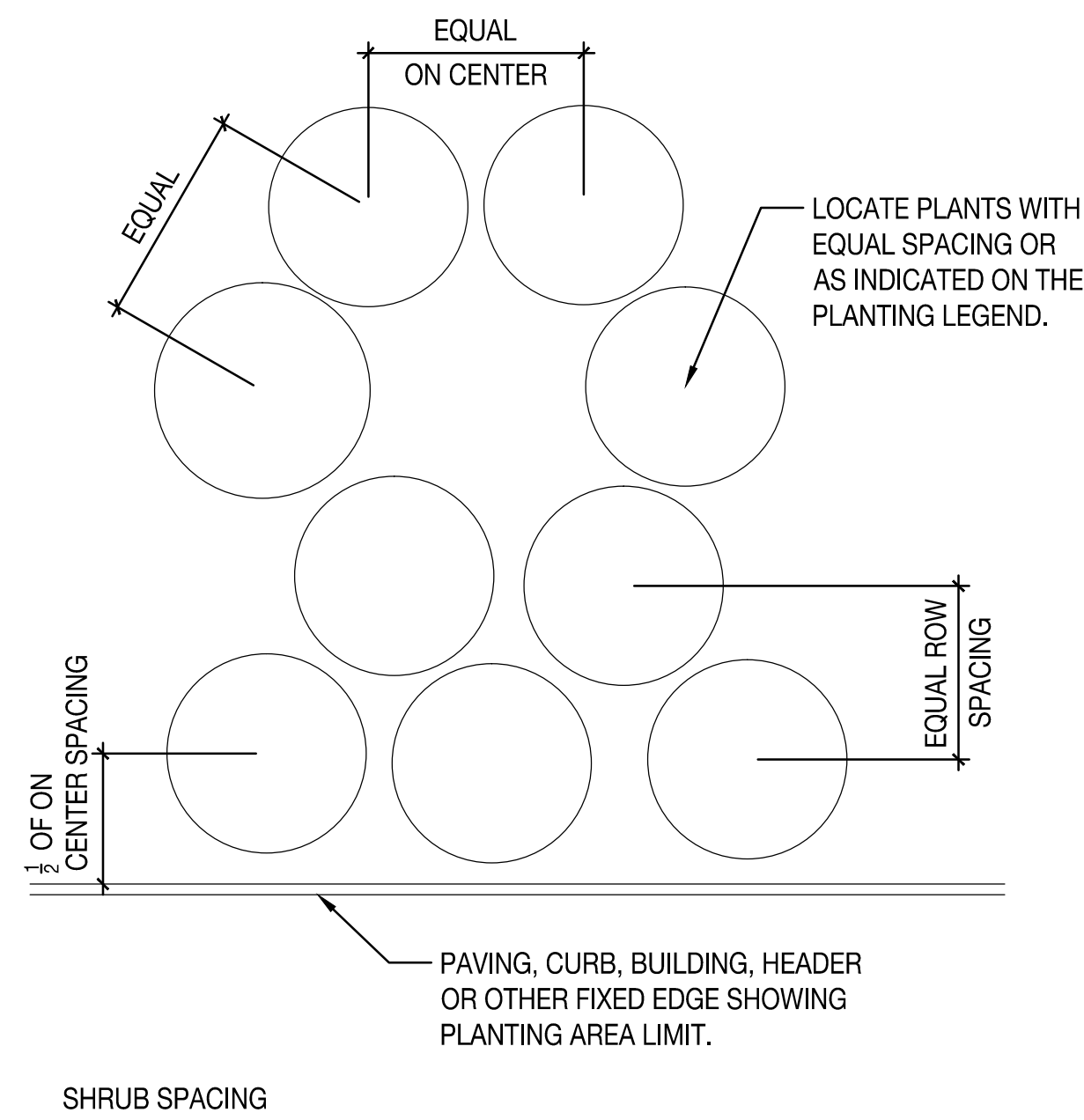
3 SHRUB PLANTING DETAIL
SCALE: 3/32" = 1'- 0"



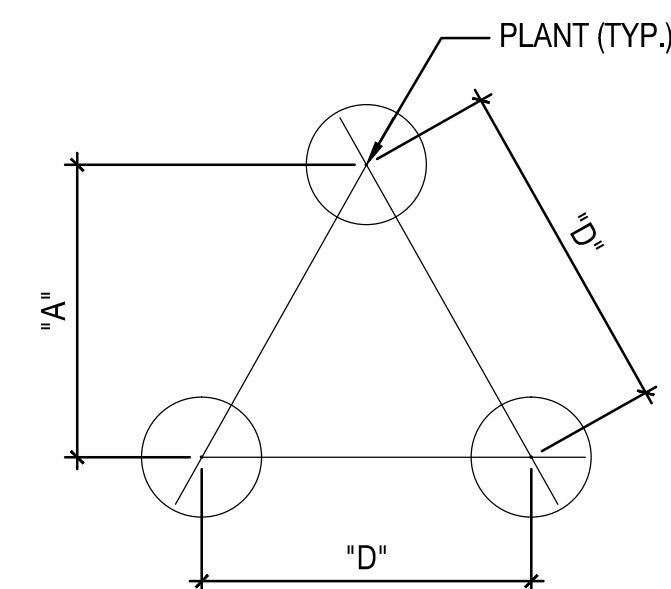
4 TREE PLANTING AND STAKING DETAIL
SCALE: 3/32" = 1'- 0"



5 GROUND COVER PLANTING DETAIL
SCALE: 3/32" = 1'- 0"



6 PLANT & SHRUB SPACING DETAIL
SCALE: 3/32" = 1'- 0"




TRIANGULAR PLANT SPACING CHART FOR GROUNDCOVERS AND PERENNIALS

ROW	
"D"	A
18" O.C.	15" O.C.
24" O.C.	21" O.C.
36" O.C.	31" O.C.

GROUND COVER & PERENNIAL SPACING

SEAL (S TYLER NIELSEN - LA6667067)
NOT FOR CONSTRUCTION



11.18.17

PLANTING DETAILS
DATE 11.18.2017 ISSUE TREE COMMISSION

SCALE AS NOTED:

L703

IRRIGATION NOTES

1. IRRIGATION PLAN IS CONCEPTUAL; FURTHER DESIGN TO BE COMPLETED BY IRRIGATION CONTRACTOR/DESIGNER.
2. IRRIGATION SYSTEM SHALL BE DESIGNED TO CONSERVE WATER TO THE EXTENT POSSIBLE THROUGH THE USE OF EFFICIENT HEADS, MICROCLIMATE-SPECIFIC ZONES AND A WEATHER AND MOISTURE MONITORING CONTROL STATION.
3. ALL NEW TREES AND SHRUBS TO RECEIVE DRIP-TYPE IRRIGATION.
4. ALL REVEGETATED AREAS TO RECEIVE SPRAY-TYPE IRRIGATION FOR FIRST TWO GROWING SEASONS MINIMUM.
5. ALL PERENNIAL BEDS TO RECEIVE SPRAY-TYPE IRRIGATION.
6. ALL SPRAY TYPE IRRIGATION TO BE DIRECTED AWAY FROM STRUCTURES.
7. INSTALL SPRAY HEADS ALONG SIDEWALKS ON POP-UP RISERS.
8. LOCATE HEADS SO THEY ARE PROTECTED FROM TRAVEL AND DO NOT CAUSE WATER TO FALL ON PAVED, MASONRY, OR OTHER ARCHITECTURAL SURFACES.
9. ADJUST HEAD LOCATION IF SPRAY IS DETRIMENTAL TO OR BLOCKED BY TREE, SHRUB, OR STRUCTURE, MAINTAINING EVEN COVERAGE OF PLANTING AREAS.
10. GENERAL CONTRACTOR TO COORDINATE SIZE AND LOCATION OF SLAB PENETRATIONS FOR IRRIGATION EQUIPMENT WITH MECHANICAL CONTRACTORS.
11. INSTALL MAIN LINES TO SLOPE AT 1% MINIMUM TO MANUAL DRAIN VALVES LOCATED AT LOW POINTS OF MAIN SYSTEM.
12. INSTALL 3/4 INCH POLYETHYLENE LATERAL LINES TO SLOPE AT 1% MINIMUM TO AUTOMATIC DRAIN VALVES LOCATED AT LOW POINTS OF LATERAL SYSTEMS.
13. TRENCHES TO BE OF SUFFICIENT DEPTH TO PROVIDE 18 INCHES OF COVER OVER LATERAL LINES. SLEEVED LINES SHALL HAVE A MINIMUM COVER OF 24 INCHES. TRENCHES ARE TO BE BACKFILLED WITH MATERIAL FREE OF ROCKS GREATER THAN 3/4 INCHES IN DIAMETER.
14. INSTALL BACKFLOW PREVENTOR(S) IN COORDINATION WITH GENERAL CONTRACTOR. BACKFLOW PREVENTORS SHALL BE INSTALLED PLUMB AND SQUARE WITH ADJACENT PAVEMENT EDGES OR STRUCTURES. COLOR, BLACK.
15. CONTROL VALVE BOX AND HEAD BOX LOCATIONS TO BE APPROVED BY LANDSCAPE ARCHITECT PRIOR TO INSTALLATION. COLOR, BLACK.
16. THE FINAL LOCATION AND EXACT POSITIONING OF THE AUTOMATIC CONTROLLER SHALL BE APPROVED BY THE OWNER'S AUTHORIZED REPRESENTATIVE OR GENERAL CONTRACTOR PRIOR TO INSTALLATION.
17. VALVE BOXES SHALL BE INSTALLED FLUSH WITH FINISH GRADE AND ALIGN VALVE BOXES WITH ADJACENT PAVEMENT EDGES OR STRUCTURES. VALVE BOXES SHALL BE OF PLASTIC WITH BOLT DOWN LID.
18. CONCEAL ALL IRRIGATION BOXES IN PLANTING BEDS WHERE APPLICABLE AND COVER WITH MULCH. VALVE BOXES TO BE PLACED A MINIMUM OF 12 INCHES FROM AND PARALLEL TO CURBS AND WALKS. GROUPED VALVES TO BE EQUALLY SPACED AND PARALLEL. COLOR, BLACK.
19. CONTRACTOR TO MAINTAIN A SET OF "AS-BUILT" DRAWINGS THROUGHOUT THE COURSE OF CONSTRUCTION, AND DELIVER THESE DRAWINGS TO OWNER'S REPRESENTATIVE & LANDSCAPE ARCHITECT UPON COMPLETION OF WORK.
20. EXCAVATIONS TO BE BACKFILLED TO 95% COMPACTION, MINIMUM. CONTRACTOR TO REPAIR SETTLED TRENCHED FOR ONE YEAR AFTER COMPLETION OF WORK. CONTRACTOR TO WARRANT THAT THE SYSTEM WILL BE FREE FROM DEFECTS IN MATERIAL AND WORKMANSHIP FOR A PERIOD OF ONE YEAR AFTER COMPLETION OF WORK.
21. EXERCISE EXTREME CARE IN EXCAVATING AND WORKING NEAR EXISTING UTILITIES AND IN EXISTING TREE ROOT ZONES. VERIFY THE LOCATION AND CONDITION OF ALL UTILITIES AND BE RESPONSIBLE FOR DAMAGE TO ALL UTILITIES. DAMAGE CAUSED BY OR DURING THE PERFORMANCE OF WORK TO BE REPAIRED AT NO ADDITIONAL COST TO THE OWNER. FIELD ADJUST SPRINKLER LOCATIONS SO AS TO AVOID CONFLICTS WITH UTILITIES (FIRE HYDRANTS, TRANSFORMERS, ETC.).
22. FLUSH AND ADJUST SPRINKLER HEADS FOR OPTIMUM PERFORMANCE. THIS SHALL INCLUDE THROTTLING THE FLOW CONTROL AT EACH VALVE TO OBTAIN THE OPTIMUM OPERATING PRESSURE FOR EACH SYSTEM.
23. IRRIGATION SYSTEM TO BE COMPLETELY DRAINED TO PROTECT PIPE FROM BURSTING PRIOR TO FREEZING TEMPERATURES ANNUALLY.
24. PROVIDE SLEEVES AS REQUIRED FOR IRRIGATION LINES. IRRIGATION SYSTEMS SHALL BE CONSTRUCTED PRIOR TO PAVING AND LANDSCAPE WORK.

IRRIGATION LEGEND

ADJ.	QT.	HF.	3QT.	FL.	MANUF.	MODEL	PSI	GPM	RADIUS	NOTES	
					TORO	570 MPR	30	.125 / .25 / .50 / 1.0	8'	LOW ANGLE NOZZLE	
					TORO	570 MPR	30	.40 / .70 / 1.04 / 1.5	10'	LOW ANGLE NOZZLE	
					TORO	570 MPR	30	.85 / 1.65 / 2.60 / 3.60	15'	LOW ANGLE NOZZLE	
					TORO	500 MPR	30	2.4		FLOOD BUBBLER	
					RAINBIRD PGA PLASTIC VALVE (1½", 2", & 2½")						
					TORO	QUICK COUPLER VALVE				INTALL IN 6" VALVE BOX W/ COVER	
					VALVE & CONTROLLER NUMBER						
					VALVE SIZE						
					APPROXIMATE GPM						
					IRRIGATION METER TO BE PROVIDED BY OWNER						
					GATE VALVE - LINE SIZED - INSTALL ON MAIN LINE EVERY 200'						
					RAINBIRD - AUTOMATIC CONTROLLER						
					RAINBIRD - ESP 4LX PEDESTAL MOUNTED						
					REDUCED PRESSURE BACKFLOW PREVENTER -						
					INSTALL PER LOCAL CODE						
					HUNTER MINI CLICK RAIN SENSOR (ONE PER STATION, ONE PER SITE						
					MOUNT IN OBSTRUCTED LOCATION NEAR CONTROLLER						



2½" MAIN LINE PVC SCH. 40, ASTM-D-2241
LATERAL LINE PVC SCH. 40 ASTM-2-2241
SLEEVES SCH. 40 PVC PIPE 1 IN. MIN. CLEARANCE BETWEEN SLEEVES AND PVC PIPES

ALL LATERAL LINES TO BE SIZED ACCORDING TO CHART

LINES RUNNING UNDER PAVING TO BE SLEEVED ACCORDING TO THE FOLLOWING CHART

GPM	LINE SIZE
0 - 10	¾"
11 - 16	1"
17 - 26	1¼"
27 - 35	1½"
36 - 55	2"
56 - 75	2½"
76 - 120	3"

LINE SIZE	SLEEVE SIZE
¾"	1½"
1"	2"
1¼"	2½"
1½"	3"
2"	4"
2½"	5"
3"	6"

TROPICAL SOUP GARDEN

TROPICAL SOUP | MALLORY SQUARE | KEY WEST, FLORIDA 33040

SEAL (S TYLER NIELSEN - LA6667067)
NOT FOR CONSTRUCTION



11.18.17

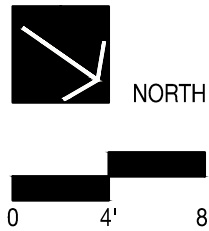
IRRIGATION PLAN WEST - GROUND	
DATE	ISSUE
11.18.2017	TREE COMMISSION

IRRIGATION LEGEND

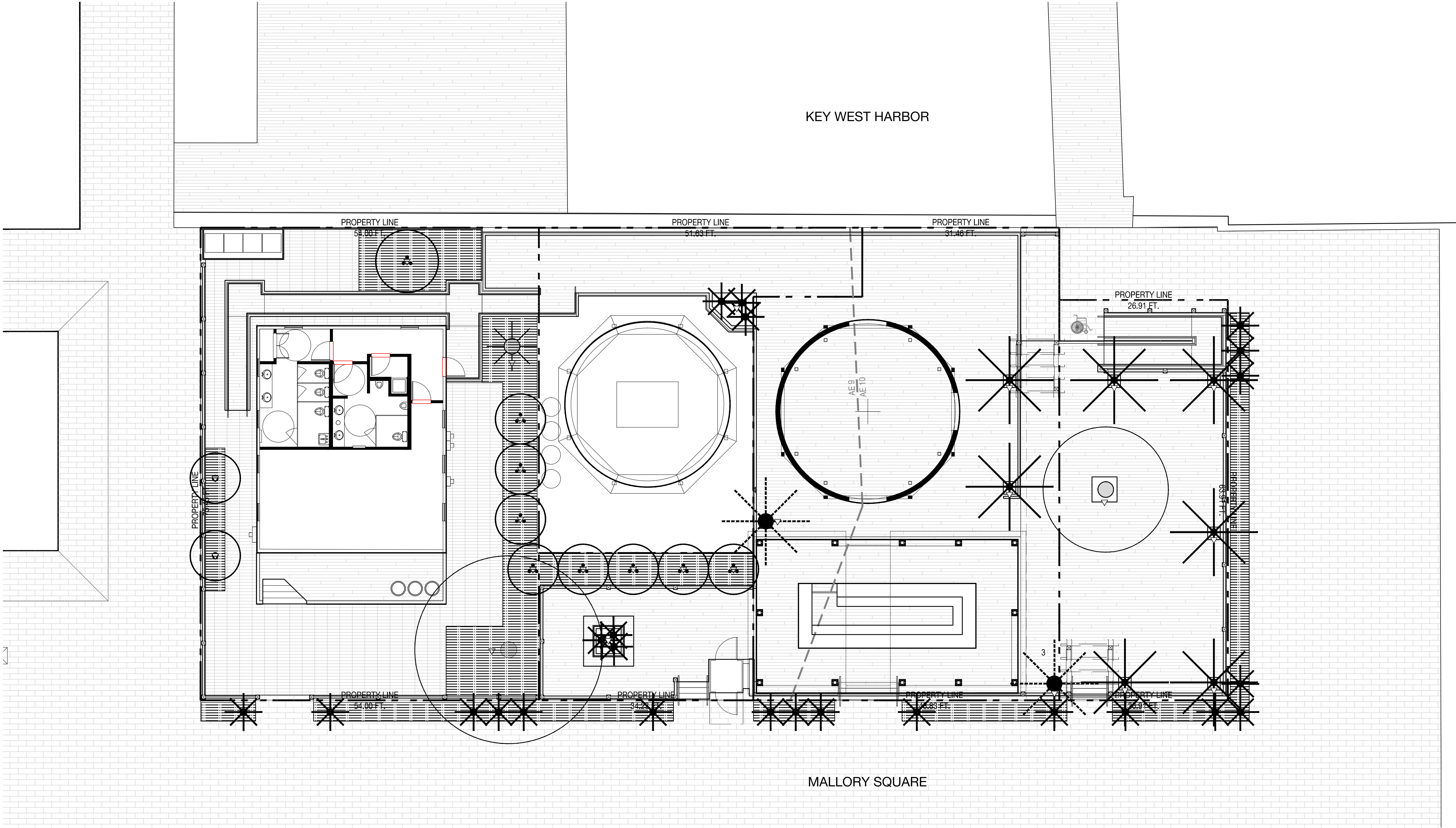


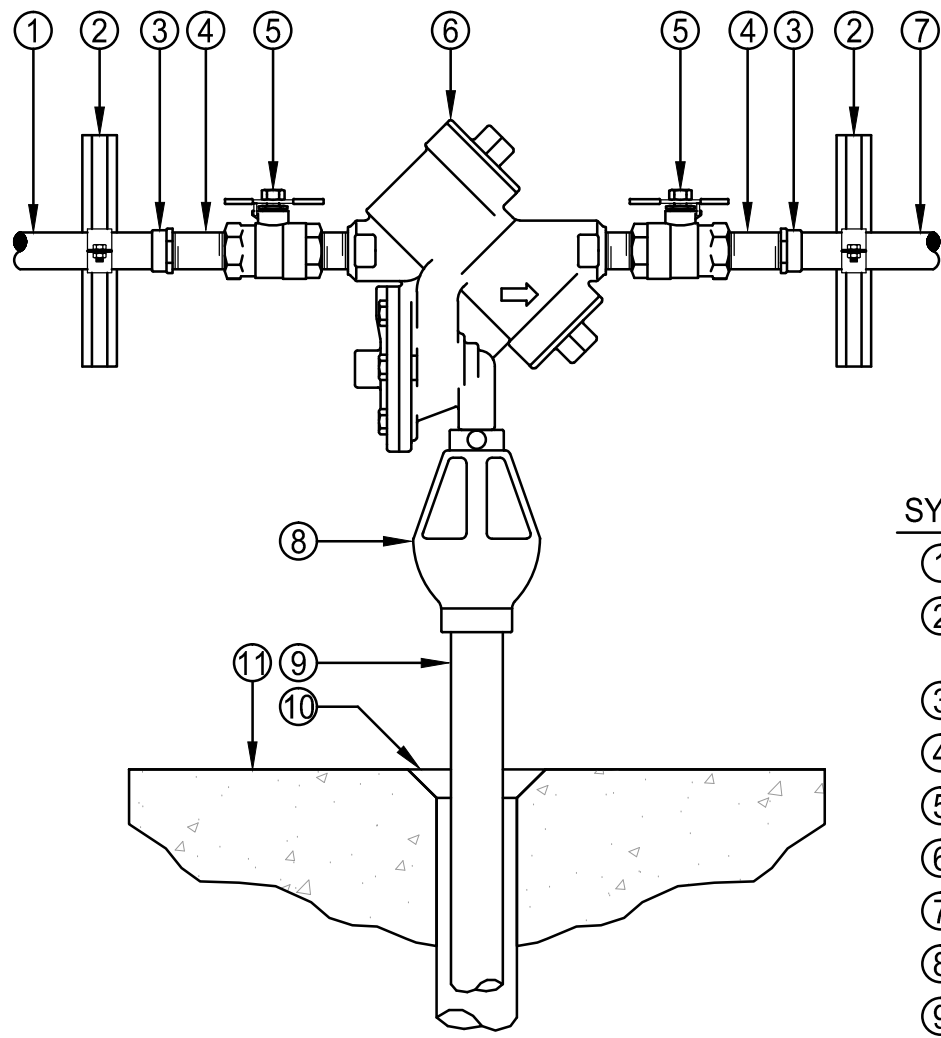
IRRIGATION 100% COVERAGE
W/IN PLANTING BEDS

▽ BUBBLERS (2 / TREE & PALM)



L801

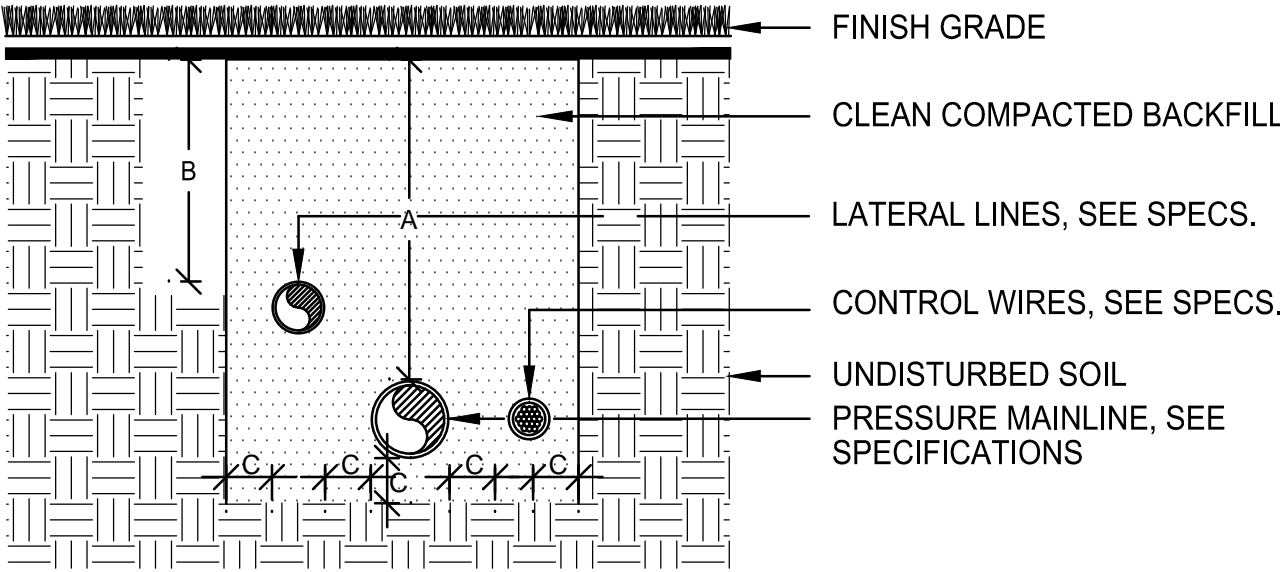




- SYM. DETAIL COMPONENT LEGEND
- ① 1 1/4" COPPER STUB OUT FROM BUILDING WATER (BY PLUMBER)
 - ② UNI-STRUT SUPPORT BRACKET, 24" MINIMUM LENGTH, WITH CUSH-A-CLAMP PIPE HANGERS
 - ③ 1 1/4" X 1" COPPER SWEAT X FIPT REDUCING FEMALE ADAPTER
 - ④ 1" X 3" BRASS THREADED NIPPLE
 - ⑤ UNION STYLE BALL VALVE, PART OF BACKFLOW DEVICE
 - ⑥ REUCED PRESSURE BACKFLOW PREVENTION DEVICE
 - ⑦ 1" COPPER PIPE TO ADJACENT PRV, MCV AND FS ASSEMBLY
 - ⑧ AIR GAP REQUIRED FOR BACKFLOW PREVENTION DEVICE
 - ⑨ 1" DRAIN LINE, SCH. 40 PVC TO FLOOR DRAIN
 - ⑩ DRAIN IN FLOOR OF ROOM (BY PLUMBER)
 - ⑪ FLOOR OF ROOM (BY OTHERS)

SECTION VIEW

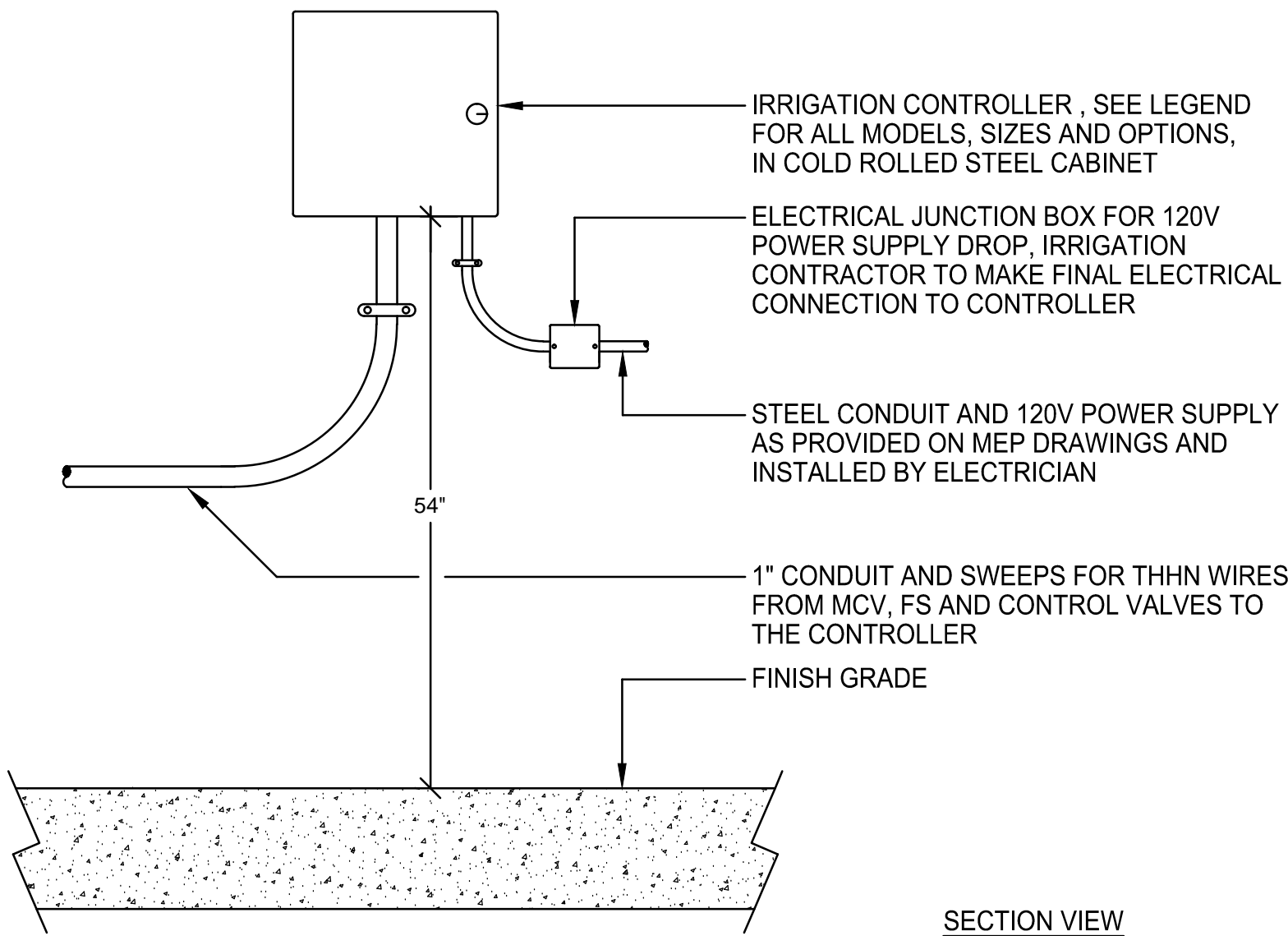
1 REDUCED PRESSURE BACKFLOW DEVICE NTS



DIMENSION	A	B	C
1/2" TO 2" IN SIZE	18"	12"	4"

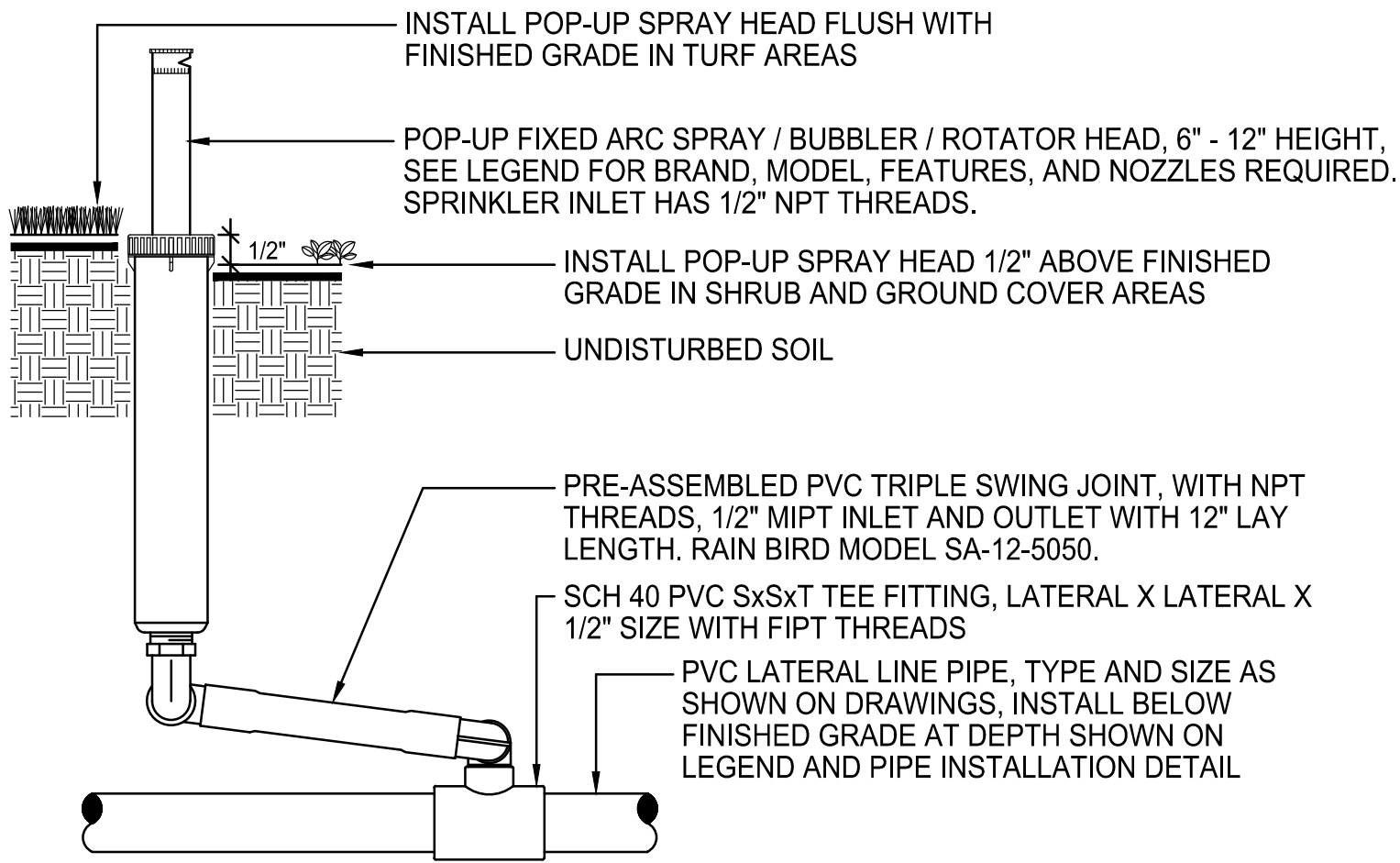
SECTION VIEW

2 PIPE INSTALLATION NTS



SECTION VIEW

3 CONTROLLER INSTALLATION NTS



SECTION VIEW

4 POP - UP SPRINKLER HEAD NTS

NOTE:
INSTALL SPRAY HEADS 4" FROM PAVING EDGE IN TURF AREAS.
INSTALL SPRAY HEADS 6" FROM PAVING EDGE IN SHRUB AND GROUND COVER AREAS.
INSTALL SPRAY HEADS 12" FROM THE FACE OF BUILDING WALLS OR WINDOWS.
INSTALL SPRAY HEADS PLUMB. ADJUST NOZZLE SPRAY TO COVER THE LANDSCAPE AREA WITHOUT OVERSPRAY ONTO PAVING, FENCES, WALLS OR BUILDINGS.
SPRINKLER, SWING JOINT, AND PVC FITTINGS SHALL ALL HAVE "NPT" STYLE THREADS.



IRRIGATION DETAILS

DATE	ISSUE
11.18.2017	TREE COMMISSION




SCALE AS NOTED:

L802

EXTERIOR LIGHTING NOTES

1. THE EXTERIOR LIGHTING PLAN ILLUSTRATES FIXTURE LOCATION AND TYPE SOLELY. ALL ELECTRICAL LOADS, WIRING, AND CALCULATIONS ARE BY OTHERS.
2. CONTRACTOR TO COORDINATE WITH CLIENT AND LANDSCAPE ARCHITECT CONTROL SYSTEM FOR EXTERIOR LIGHTING.
3. THE CONTRACTOR TO PROVIDE SLEEVES AND CONDUIT AS NEEDED FOR ALL EXTERIOR LIGHTING FIXTURES..
4. THE CONTRACTOR IS TO STAKE ALL EXTERIOR LIGHTING FIXTURES FOR LANDSCAPE ARCHITECT REVIEW.
5. ALL EXTERIOR FIXTURES TO BE INSTALLED TO PREVENT GLARE AND UNWANTED DIRECTED LIGHT. CONTRACTOR TO ENSURE ALL FIXTURES DO NOT DIRECT LIGHT ONTO ADJACENT PROPERTIES. ALL FIXTURES TO BE PROVIDED WITH SHROUD, REFER TO CUT SHEETS & SCHEDULE OF SHROUD DETAILS.
6. ALL FIXTURES EAST OF THE COASTAL CONSTRUCTION CONTROL LINE TO BE PLACED ON SEPARATE ZONE. THIS ZONE IS TO BE COMPLETELY TURNED OFF DURING TURTLE SEASON (MAY 1st - OCTOBER 31st).
7. THE CONTRACTOR IS TO NOTIFY THE LANDSCAPE ARCHITECT TWO WEEKS IN ADVANCE OF SCHEDULED EXTERIOR LIGHT INSTALLATION. UPON COMPLETION OF THE EXTERIOR LIGHT INSTALLATION, CONTRACTOR TO PROVIDE NIGHTTIME WALK THROUGH WITH LANDSCAPE ARCHITECT FOR FINAL REVIEW.
8. LANDSCAPE LIGHTING FIXTURES SHALL BE UNOBTRUSIVE OR HIDDEN FROM VIEW.

EXTERIOR LIGHTING SCHEDULE

SYMBOL	QUANTITY	TYPE	MANUFACTURER	SPECIFICATION NUMBER	LAMP	AMPS	LUMENS	AMPS TOTAL
	13	RECESS STEP LIGHT	AURORA (VERTEX)	BR - 3.5 - 30 - B - BLP XD	LED	.05 AMPS	180	.18 AMPS TOTAL
	24	UP-LIGHT	AURORA (KENTIA)	BR - W - 30 - 7X14 - BLP XD	LED	.041 AMPS	300	0.697 AMPS TOTAL
	2	TRANSFORMER	KICHLER	300W	NA	CONFIRM LOCATION IN THE FIELD WITH L.A.		

LIGHTING FIXTURE CUT SHEETS

Transformer 300W Pro Series
10PR300SS (Stainless Steel)



Dimensions

Height 5.5"
Length 19"
Width 5.75"

Alternate Lamps

Lamp Included	Bulb Listing	Light Source	Max Wattage/Range	Bulb Product ID	Dimming
No	Non-Applicable		150W		

Project Name
Location
Type
Qty
Comments

Ordering Information
Product ID 10PR300SS
Finish Stainless Steel
Available Finishes SS, SS, SS, SS, SS, SS
Specifications
Material Stainless Steel
Glass Description NONE
Electrical
Voltage 12V
Lead Wire Length 38.00"
Qualifications
Safety Rated Vint
Vintensity www.kichler.com/vintensity
Primary Lamping
Lamp Included Not Included
Socket Type Medium

Notes:
1) Information provided is subject to change without notice.
2) Prices are subject to change without notice.
3) Information provided is subject to change without notice.
4) Information provided is subject to change without notice.

KICHLER

auroralight

TYPE
GSE # LSL2

LSL2 KENTIA

The LSL2 accent light is a high performance, low energy LED accent light. Machined from solid brass and copper, its artistic styling and precise machining make this fixture both effective and functional. Engineered to provide an ideal heat sink for the high flux LED array, the KENTIA addresses the need for thermal management head on. Our exclusive AMS™ mounting system offers an extensive selection of mounting options. See LSL1, LSL3, LSL4 and LSL6 for additional size and wattage options.

Features Include:

- 3.5 or 5 Watts
- Cree XLAMP® High Intensity (XP-L) LED
- 2700, 3000 or 4500K (CRI 80 typ.)
- Fully Integrated LED
- TRAC Dimming to <10% typ.
- 12 VAC Electronic or Magnetic Source Compatible
- Solid Copper and Brass Construction

ORDERING GUIDE LSL2: L (LED) S, (SPOT LIGHT) 2 (SERIES)

BR

W

30

7X14

BLP XD

MATERIAL

DPB1 Brass
DPB2 Copper
DPB3 Stainless Steel

DPB4 Copper
DPB5 Brass
DPB6 Stainless Steel

DPB7 Brass
DPB8 Copper
DPB9 Stainless Steel

DPB10 Brass
DPB11 Copper
DPB12 Stainless Steel

DPB13 Brass
DPB14 Copper
DPB15 Stainless Steel

DPB16 Brass
DPB17 Copper
DPB18 Stainless Steel

DPB19 Brass
DPB20 Copper
DPB21 Stainless Steel

DPB22 Brass
DPB23 Copper
DPB24 Stainless Steel

DPB25 Brass
DPB26 Copper
DPB27 Stainless Steel

DPB28 Brass
DPB29 Copper
DPB30 Stainless Steel

DPB31 Brass
DPB32 Copper
DPB33 Stainless Steel

DPB34 Brass
DPB35 Copper
DPB36 Stainless Steel

DPB37 Brass
DPB38 Copper
DPB39 Stainless Steel

DPB40 Brass
DPB41 Copper
DPB42 Stainless Steel

DPB43 Brass
DPB44 Copper
DPB45 Stainless Steel

DPB46 Brass
DPB47 Copper
DPB48 Stainless Steel

DPB49 Brass
DPB50 Copper
DPB51 Stainless Steel

DPB52 Brass
DPB53 Copper
DPB54 Stainless Steel

DPB55 Brass
DPB56 Copper
DPB57 Stainless Steel

DPB58 Brass
DPB59 Copper
DPB60 Stainless Steel

DPB61 Brass
DPB62 Copper
DPB63 Stainless Steel

DPB64 Brass
DPB65 Copper
DPB66 Stainless Steel

DPB67 Brass
DPB68 Copper
DPB69 Stainless Steel

DPB70 Brass
DPB71 Copper
DPB72 Stainless Steel

DPB73 Brass
DPB74 Copper
DPB75 Stainless Steel

DPB76 Brass
DPB77 Copper
DPB78 Stainless Steel

DPB79 Brass
DPB80 Copper
DPB81 Stainless Steel

DPB82 Brass
DPB83 Copper
DPB84 Stainless Steel

DPB85 Brass
DPB86 Copper
DPB87 Stainless Steel

DPB88 Brass
DPB89 Copper
DPB90 Stainless Steel

DPB91 Brass
DPB92 Copper
DPB93 Stainless Steel

DPB94 Brass
DPB95 Copper
DPB96 Stainless Steel

DPB97 Brass
DPB98 Copper
DPB99 Stainless Steel

DPB100 Brass
DPB101 Copper
DPB102 Stainless Steel

DPB103 Brass
DPB104 Copper
DPB105 Stainless Steel

DPB106 Brass
DPB107 Copper
DPB108 Stainless Steel

DPB109 Brass
DPB110 Copper
DPB111 Stainless Steel

DPB112 Brass
DPB113 Copper
DPB114 Stainless Steel

DPB115 Brass
DPB116 Copper
DPB117 Stainless Steel

DPB118 Brass
DPB119 Copper
DPB120 Stainless Steel

DPB121 Brass
DPB122 Copper
DPB123 Stainless Steel

DPB124 Brass
DPB125 Copper
DPB126 Stainless Steel

DPB127 Brass
DPB128 Copper
DPB129 Stainless Steel

DPB130 Brass
DPB131 Copper
DPB132 Stainless Steel

DPB133 Brass
DPB134 Copper
DPB135 Stainless Steel

DPB136 Brass
DPB137 Copper
DPB138 Stainless Steel

DPB139 Brass
DPB140 Copper
DPB141 Stainless Steel

DPB142 Brass
DPB143 Copper
DPB144 Stainless Steel

DPB145 Brass
DPB146 Copper
DPB147 Stainless Steel

DPB148 Brass
DPB149 Copper
DPB150 Stainless Steel

DPB151 Brass
DPB152 Copper
DPB153 Stainless Steel

DPB154 Brass
DPB155 Copper
DPB156 Stainless Steel

DPB157 Brass
DPB158 Copper
DPB159 Stainless Steel

DPB160 Brass
DPB161 Copper
DPB162 Stainless Steel

DPB163 Brass
DPB164 Copper
DPB165 Stainless Steel

DPB166 Brass
DPB167 Copper
DPB168 Stainless Steel

DPB169 Brass
DPB170 Copper
DPB171 Stainless Steel

DPB172 Brass
DPB173 Copper
DPB174 Stainless Steel

DPB175 Brass
DPB176 Copper
DPB177 Stainless Steel

DPB178 Brass
DPB179 Copper
DPB180 Stainless Steel

DPB181 Brass
DPB182 Copper
DPB183 Stainless Steel

DPB184 Brass
DPB185 Copper
DPB186 Stainless Steel

DPB187 Brass
DPB188 Copper
DPB189 Stainless Steel

DPB190 Brass
DPB191 Copper
DPB192 Stainless Steel

DPB193 Brass
DPB194 Copper
DPB195 Stainless Steel

DPB196 Brass
DPB197 Copper
DPB198 Stainless Steel

DPB199 Brass
DPB200 Copper
DPB201 Stainless Steel

DPB202 Brass
DPB203 Copper
DPB204 Stainless Steel

DPB205 Brass
DPB206 Copper
DPB207 Stainless Steel

DPB208 Brass
DPB209 Copper
DPB210 Stainless Steel

DPB211 Brass
DPB212 Copper
DPB213 Stainless Steel

DPB214 Brass
DPB215 Copper
DPB216 Stainless Steel

DPB217 Brass
DPB218 Copper
DPB219 Stainless Steel

DPB220 Brass
DPB221 Copper
DPB222 Stainless Steel

DPB223 Brass
DPB224 Copper
DPB225 Stainless Steel

DPB226 Brass
DPB227 Copper
DPB228 Stainless Steel

DPB229 Brass
DPB230 Copper
DPB231 Stainless Steel

DPB232 Brass
DPB233 Copper
DPB234 Stainless Steel

DPB235 Brass
DPB236 Copper
DPB237 Stainless Steel

DPB238 Brass
DPB239 Copper
DPB240 Stainless Steel

DPB241 Brass
DPB242 Copper
DPB243 Stainless Steel

DPB244 Brass
DPB245 Copper
DPB246 Stainless Steel

DPB247 Brass
DPB248 Copper
DPB249 Stainless Steel

DPB250 Brass
DPB251 Copper
DPB252 Stainless Steel

DPB253 Brass
DPB254 Copper
DPB255 Stainless Steel

DPB256 Brass
DPB257 Copper
DPB258 Stainless Steel

DPB259 Brass
DPB260 Copper
DPB261 Stainless Steel

DPB262 Brass
DPB263 Copper
DPB264 Stainless Steel

DPB265 Brass
DPB266 Copper
DPB267 Stainless Steel

DPB268 Brass
DPB269 Copper
DPB270 Stainless Steel

DPB271 Brass
DPB272 Copper
DPB273 Stainless Steel

DPB274 Brass
DPB275 Copper
DPB276 Stainless Steel

DPB277 Brass
DPB278 Copper
DPB279 Stainless Steel

DPB280 Brass
DPB281 Copper
DPB282 Stainless Steel

DPB283 Brass
DPB284 Copper
DPB285 Stainless Steel

DPB286 Brass
DPB287 Copper
DPB288 Stainless Steel

DPB289 Brass
DPB290 Copper
DPB291 Stainless Steel

DPB292 Brass
DPB293 Copper
DPB294 Stainless Steel

DPB295 Brass
DPB296 Copper
DPB297 Stainless Steel

DPB298 Brass
DPB299 Copper
DPB300 Stainless Steel

DPB301 Brass
DPB302 Copper
DPB303 Stainless Steel

DPB304 Brass
DPB305 Copper
DPB306 Stainless Steel

DPB307 Brass
DPB308 Copper
DPB309 Stainless Steel

DPB310 Brass
DPB311 Copper
DPB312 Stainless Steel

DPB313 Brass
DPB314 Copper
DPB315 Stainless Steel

DPB316 Brass
DPB317 Copper
DPB318 Stainless Steel

DPB319 Brass
DPB320 Copper
DPB321 Stainless Steel

DPB322 Brass
DPB323 Copper
DPB324 Stainless Steel

DPB325 Brass
DPB326 Copper
DPB327 Stainless Steel

DPB328 Brass
DPB329 Copper
DPB330 Stainless Steel

DPB331 Brass
DPB332 Copper
DPB333 Stainless Steel

DPB334 Brass
DPB335 Copper
DPB336 Stainless Steel

DPB337 Brass
DPB338 Copper
DPB339 Stainless Steel

DPB340 Brass
DPB341 Copper
DPB342 Stainless Steel

DPB343 Brass
DPB344 Copper
DPB345 Stainless Steel

DPB346 Brass
DPB347 Copper
DPB348 Stainless Steel

DPB349 Brass
DPB350 Copper
DPB351 Stainless Steel

DPB352 Brass
DPB353 Copper
DPB354 Stainless Steel

DPB355 Brass
DPB356 Copper
DPB357 Stainless Steel

DPB358 Brass
DPB359 Copper
DPB360 Stainless Steel

DPB361 Brass
DPB362 Copper
DPB363 Stainless Steel

DPB364 Brass
DPB365 Copper
DPB366 Stainless Steel

DPB367 Brass
DPB368 Copper
DPB369 Stainless Steel

DPB370 Brass
DPB371 Copper
DPB372 Stainless Steel

DPB373 Brass
DPB374 Copper
DPB375 Stainless Steel

DPB376 Brass
DPB377 Copper
DPB378 Stainless Steel

DPB379 Brass
DPB380 Copper
DPB381 Stainless Steel

DPB382 Brass
DPB383 Copper
DPB384 Stainless Steel

DPB385 Brass
DPB386 Copper
DPB387 Stainless Steel

DPB388 Brass
DPB389 Copper
DPB390 Stainless Steel

DPB391 Brass
DPB392 Copper
DPB393 Stainless Steel

DPB394 Brass
DPB395 Copper
DPB396 Stainless Steel

DPB397 Brass
DPB398 Copper
DPB399 Stainless Steel

DPB400 Brass
DPB401 Copper
DPB402 Stainless Steel

DPB403 Brass
DPB404 Copper
DPB405 Stainless Steel

DPB406 Brass
DPB407 Copper
DPB408 Stainless Steel

DPB409 Brass
DPB410 Copper
DPB411 Stainless Steel

DPB412 Brass
DPB413 Copper
DPB414 Stainless Steel

DPB415 Brass
DPB416 Copper
DPB417 Stainless Steel

DPB418 Brass
DPB419 Copper
DPB420 Stainless Steel

DPB421 Brass
DPB422 Copper
DPB423 Stainless Steel

DPB424 Brass
DPB425 Copper
DPB426 Stainless Steel

DPB427 Brass
DPB428 Copper
DPB429 Stainless Steel

DPB430 Brass
DPB431 Copper
DPB432 Stainless Steel

DPB433 Brass
DPB434 Copper
DPB435 Stainless Steel

DPB436 Brass
DPB437 Copper
DPB438 Stainless Steel

DPB439 Brass
DPB440 Copper
DPB441 Stainless Steel

DPB442 Brass
DPB443 Copper
DPB444 Stainless Steel

DPB445 Brass
DPB446 Copper
DPB447 Stainless Steel

DPB448 Brass
DPB449 Copper
DPB450 Stainless Steel

DPB451 Brass
DPB452 Copper
DPB453 Stainless Steel

DPB454 Brass
DPB455 Copper
DPB456 Stainless Steel

DPB457 Brass
DPB458 Copper
DPB459 Stainless Steel

DPB460 Brass
DPB461 Copper
DPB462 Stainless Steel

DPB463 Brass
DPB464 Copper
DPB465 Stainless Steel

DPB466 Brass
DPB467 Copper
DPB468 Stainless Steel

DPB469 Brass
DPB470 Copper
DPB471 Stainless Steel

DPB472 Brass
DPB473 Copper
DPB474 Stainless Steel

DPB475 Brass
DPB476 Copper
DPB477 Stainless Steel

DPB478 Brass
DPB479 Copper
DPB480 Stainless Steel

DPB481 Brass
DPB482 Copper
DPB483 Stainless Steel

DPB484 Brass
DPB485 Copper
DPB486 Stainless Steel

DPB487 Brass
DPB488 Copper
DPB489 Stainless Steel

DPB490 Brass
DPB491 Copper
DPB492 Stainless Steel

DPB493 Brass
DPB494 Copper
DPB495 Stainless Steel

DPB496 Brass
DPB497 Copper
DPB498 Stainless Steel

DPB499 Brass
DPB500 Copper
DPB501 Stainless Steel

DPB502 Brass
DPB503 Copper
DPB504 Stainless Steel

DPB505 Brass
DPB506 Copper
DPB507 Stainless Steel

DPB508 Brass
DPB509 Copper
DPB510 Stainless Steel

DPB511 Brass
DPB512 Copper
DPB513 Stainless Steel

DPB514 Brass
DPB515 Copper
DPB516 Stainless Steel

DPB517 Brass
DPB518 Copper
DPB519 Stainless Steel

DPB520 Brass
DPB521 Copper
DPB522 Stainless Steel

DPB523 Brass
DPB524 Copper
DPB525 Stainless Steel

DPB526 Brass
DPB527 Copper
DPB528 Stainless Steel

DPB529 Brass
DPB530 Copper
DPB531 Stainless Steel

DPB532 Brass
DPB533 Copper
DPB534 Stainless Steel

DPB535 Brass
DPB536 Copper
DPB537 Stainless Steel

DPB538 Brass
DPB539 Copper
DPB540 Stainless Steel

DPB541 Brass
DPB542 Copper
DPB543 Stainless Steel

DPB544 Brass
DPB545 Copper
DPB546 Stainless Steel

DPB547 Brass
DPB548 Copper
DPB549 Stainless Steel

DPB550 Brass
DPB551 Copper
DPB552 Stainless Steel

DPB553 Brass
DPB554 Copper
DPB555 Stainless Steel

DPB556 Brass
DPB557 Copper
DPB558 Stainless Steel

DPB559 Brass
DPB560 Copper
DPB561 Stainless Steel

DPB562 Brass
DPB563 Copper
DPB564 Stainless Steel

DPB565 Brass
DPB566 Copper
DPB567 Stainless Steel

DPB568 Brass
DPB569 Copper
DPB569 Stainless Steel

DPB571 Brass
DPB572 Copper
DPB573 Stainless Steel

DPB574 Brass
DPB575 Copper
DPB576 Stainless Steel

DPB577 Brass
DPB578 Copper
DPB579 Stainless Steel

DPB580 Brass
DPB581 Copper
DPB582 Stainless Steel

DPB583 Brass
DPB584 Copper
DPB585 Stainless Steel

DPB586 Brass
DPB587 Copper
DPB588 Stainless Steel

DPB589 Brass
DPB590 Copper
DPB591 Stainless Steel

DPB592 Brass
DPB593 Copper
DPB594 Stainless Steel

DPB595 Brass
DPB596 Copper
DPB597 Stainless Steel

DPB598 Brass
DPB599 Copper
DPB600 Stainless Steel

DPB601 Brass
DPB602 Copper
DPB603 Stainless Steel

DPB604 Brass
DPB605 Copper
DPB606 Stainless Steel

DPB607 Brass
DPB608 Copper
DPB609 Stainless Steel

DPB610 Brass
DPB611 Copper
DPB612 Stainless Steel

DPB613 Brass
DPB614 Copper
DPB615 Stainless Steel

DPB616 Brass
DPB617 Copper
DPB618 Stainless Steel

DPB619 Brass
DPB620 Copper
DPB621 Stainless Steel

DPB622 Brass
DPB623 Copper
DPB624 Stainless Steel

DPB625 Brass
DPB626 Copper
DPB627 Stainless Steel

DPB628 Brass
DPB629 Copper
DPB630 Stainless Steel

DPB631 Brass
DPB632 Copper
DPB633 Stainless Steel

DPB634 Brass
DPB635 Copper
DPB636 Stainless Steel

DPB637 Brass
DPB638 Copper
DPB639 Stainless Steel

DPB640 Brass
DPB641 Copper
DPB642 Stainless Steel

DPB643 Brass
DPB644 Copper
DPB645 Stainless Steel

DPB646 Brass
DPB647 Copper
DPB648 Stainless Steel

DPB649 Brass
DPB650 Copper
DPB651 Stainless Steel

DPB652 Brass
DPB653 Copper
DPB654 Stainless Steel

DPB655 Brass
DPB656 Copper
DPB657 Stainless Steel

DPB658 Brass
DPB659 Copper
DPB660 Stainless Steel

DPB661 Brass
DPB662 Copper
DPB663 Stainless Steel

DPB664 Brass
DPB665 Copper
DPB666 Stainless Steel

DPB667 Brass
DPB668 Copper
DPB669 Stainless Steel

DPB670 Brass
DPB671 Copper
DPB672 Stainless Steel

DPB673 Brass
DPB674 Copper
DPB675 Stainless Steel

DPB676 Brass
DPB677 Copper
DPB678 Stainless Steel

DPB679 Brass
DPB680 Copper
DPB681 Stainless Steel

DPB682 Brass
DPB683 Copper
DPB684 Stainless Steel

DPB685 Brass
DPB686 Copper
DPB687 Stainless Steel

DPB688 Brass
DPB689 Copper
DPB690 Stainless Steel

DPB691 Brass
DPB692 Copper
DPB693 Stainless Steel

DPB694 Brass
DPB695 Copper
DPB696 Stainless Steel

DPB697 Brass
DPB698 Copper
DPB699 Stainless Steel

DPB700 Brass
DPB701 Copper
DPB702 Stainless Steel

DPB703 Brass
DPB704 Copper
DPB705 Stainless Steel

DPB706 Brass
DPB707 Copper
DPB708 Stainless Steel

DPB709 Brass
DPB710 Copper
DPB711 Stainless Steel

DPB712 Brass
DPB713 Copper
DPB714 Stainless Steel

DPB715 Brass
DPB716 Copper
DPB717 Stainless Steel

DPB718 Brass
DPB719 Copper
DPB720 Stainless Steel

DPB721 Brass
DPB722 Copper
DPB723 Stainless Steel

DPB724 Brass
DPB725 Copper
DPB726 Stainless Steel

DPB727 Brass
DPB728 Copper
DPB729 Stainless Steel

DPB730 Brass
DPB731 Copper
DPB732 Stainless Steel

DPB733 Brass
DPB734 Copper
DPB735 Stainless Steel

DPB736 Brass
DPB737 Copper
DPB738 Stainless Steel

DPB739 Brass
DPB740 Copper
DPB741 Stainless Steel

DPB742 Brass
DPB743 Copper
DPB744 Stainless Steel

DPB745 Brass
DPB746 Copper
DPB747 Stainless Steel

DPB748 Brass
DPB749 Copper
DPB750 Stainless Steel

DPB751 Brass
DPB752 Copper
DPB753 Stainless Steel

DPB754 Brass
DPB755 Copper
DPB756 Stainless Steel

DPB757 Brass
DPB758 Copper
DPB759 Stainless Steel

DPB760 Brass
DPB761 Copper
DPB762 Stainless Steel

DPB763 Brass
DPB764 Copper
DPB765 Stainless Steel

DPB766 Brass
DPB767 Copper
DPB768 Stainless Steel

DPB769 Brass
DPB770 Copper
DPB771 Stainless Steel

DPB772 Brass
DPB773 Copper
DPB774 Stainless Steel

DPB775 Brass
DPB776 Copper
DPB777 Stainless Steel

DPB778 Brass
DPB779 Copper
DPB780 Stainless Steel

DPB781 Brass
DPB782 Copper
DPB783 Stainless Steel

DPB784 Brass
DPB785 Copper
DPB786 Stainless Steel

DPB787 Brass
DPB788 Copper
DPB789 Stainless Steel

DPB790 Brass
DPB791 Copper
DPB792 Stainless Steel

DPB793 Brass
DPB794 Copper
DPB795 Stainless Steel

DPB796 Brass
DPB797 Copper
DPB798 Stainless Steel

DPB799 Brass
DPB800 Copper
DPB801 Stainless Steel

DPB802 Brass
DPB803 Copper
DPB804 Stainless Steel

DPB805 Brass
DPB806 Copper
DPB807 Stainless Steel

DPB808 Brass
DPB809 Copper
DPB810 Stainless Steel

DPB811 Brass
DPB812 Copper
DPB813 Stainless Steel

DPB814 Brass
DPB815 Copper
DPB816 Stainless Steel

DPB817 Brass
DPB818 Copper
DPB819 Stainless Steel

DPB820 Brass
DPB821 Copper
DPB822 Stainless Steel

DPB823 Brass
DPB824 Copper
DPB825 Stainless Steel

DPB826 Brass
DPB827 Copper
DPB828 Stainless Steel

DPB829 Brass
DPB830 Copper
DPB831 Stainless Steel

DPB832 Brass
DPB833 Copper
DPB834 Stainless Steel

DPB835 Brass
DPB836 Copper
DPB837 Stainless Steel

DPB838 Brass
DPB839 Copper
DPB840 Stainless Steel

DPB841 Brass
DPB842 Copper
DPB843 Stainless Steel

DPB844 Brass
DPB845 Copper
DPB846 Stainless Steel

DPB847 Brass
DPB848 Copper
DPB849 Stainless Steel

DPB850 Brass
DPB851 Copper
DPB852 Stainless Steel

DPB853 Brass
DPB854 Copper
DPB855 Stainless Steel

DPB856 Brass
DPB857 Copper
DPB858 Stainless Steel

DPB859 Brass
DPB860 Copper
DPB861 Stainless Steel

DPB862 Brass
DPB863 Copper
DPB864 Stainless Steel

DPB865 Brass
DPB866 Copper
DPB867 Stainless Steel

DPB868 Brass
DPB869 Copper
DPB870 Stainless Steel

DPB871 Brass
DPB872 Copper
DPB873 Stainless Steel

DPB874 Brass
DPB875 Copper
DPB876 Stainless Steel

DPB877 Brass
DPB878 Copper
DPB879 Stainless Steel

DPB880 Brass
DPB881 Copper
DPB882 Stainless Steel

DPB883 Brass
DPB884 Copper
DPB885 Stainless Steel

DPB886 Brass
DPB887 Copper
DPB888 Stainless Steel

DPB889 Brass
DPB890 Copper
DPB891 Stainless Steel

DPB892 Brass
DPB893 Copper
DPB894 Stainless Steel

DPB895 Brass
DPB896 Copper
DPB897 Stainless Steel

DPB898 Brass
DPB899 Copper
DPB900 Stainless Steel

DPB901 Brass
DPB902 Copper
DPB903 Stainless Steel

DPB904 Brass
DPB905 Copper
DPB906 Stainless Steel

DPB907 Brass
DPB908 Copper
DPB909 Stainless Steel

DPB910 Brass
DPB911 Copper
DPB912 Stainless Steel

DPB913 Brass
DPB914 Copper
DPB915 Stainless Steel

DPB916 Brass
DPB917 Copper
DPB918 Stainless Steel

DPB919 Brass
DPB920 Copper
DPB921 Stainless Steel

DPB922 Brass
DPB923 Copper
DPB924 Stainless Steel

DPB925 Brass
DPB926 Copper
DPB927 Stainless Steel

DPB928 Brass
DPB929 Copper
DPB929 Stainless Steel

DPB931 Brass
DPB932 Copper
DPB933 Stainless Steel

DPB934 Brass
DPB935 Copper
DPB936 Stainless Steel

DPB937 Brass
DPB938 Copper
DPB939 Stainless Steel

DPB940 Brass
DPB941 Copper
DPB942 Stainless Steel

DPB943 Brass
DPB944 Copper
DPB945 Stainless Steel

DPB946 Brass
DPB947 Copper
DPB948 Stainless Steel

DPB949 Brass
DPB950 Copper
DPB951 Stainless Steel

DPB952 Brass
DPB953 Copper
DPB954 Stainless Steel

DPB955 Brass
DPB956 Copper
DPB957 Stainless Steel

DPB958 Brass
DPB959 Copper
DPB960 Stainless Steel

DPB961 Brass
DPB962 Copper
DPB963 Stainless Steel

DPB964 Brass
DPB965 Copper
DPB966 Stainless Steel

DPB967 Brass
DPB968 Copper
DPB969 Stainless Steel

DPB970 Brass
DPB971 Copper
DPB972 Stainless Steel

DPB973 Brass
DPB974 Copper
DPB975 Stainless Steel

DPB976 Brass
DPB977 Copper
DPB978 Stainless Steel

DPB979 Brass
DPB980 Copper
DPB981 Stainless Steel

DPB982 Brass
DPB983 Copper
DPB984 Stainless Steel

DPB985 Brass
DPB986 Copper
DPB987 Stainless Steel

DPB988 Brass
DPB989 Copper
DPB990 Stainless Steel

DPB991 Brass
DPB992 Copper
DPB993 Stainless Steel

DPB994 Brass
DPB995 Copper
DPB996 Stainless Steel

DPB997 Brass
DPB998 Copper
DPB999 Stainless Steel

DPB1000 Brass
DPB1001 Copper
DPB1002 Stainless Steel

Notes:
1) Information provided is subject to change without notice.
2) Prices are subject to change without notice.
3) Information provided is subject to change without notice.
4) Information provided is subject to change without notice.

CARLSBAD, CA | PHONE 877 842 1178 | FAX 760 931 2916 | EMAIL SALES@AURORALIGHT.COM | AURORALIGHT.COM

auroralight

TYPE
GSE # LSR5-L

LSR5-L VERTEX

The LSR5-L is a low-energy recessed mount LED step light that offers excellent low level illumination. Designed to fit any standard single-gang junction box. An optional stainless steel box is available which allows the fixture to be adjusted up to 1/2" off-bottom. The included high-density EPDM rubber gasket ensures internal components are protected from moisture and prevents light spill.

Features Include:

- 3.5 or 5 Watts
- Cree XLAMP® (XP-C) LED
- 2700, 3000 or 4500K
- 12 VAC Electronic or Magnetic Source Compatible
- Dimmable to <10% typ.
- Solid Brass, Copper or Stainless Steel Faceplate

ORDERING GUIDE LSR5-L: L (LED) 5 (STEP LIGHT) R (RECTANGULAR) 5 (INCHES) L (DOWNER)

BR

3.5

30

B

BLP XD

MATERIAL

DPB1 Brass
DPB2 Copper
DPB3 Stainless Steel

DPB4 Brass
DPB5 Copper
DPB6 Stainless Steel

DPB7 Brass
DPB8 Copper
DPB9 Stainless Steel

DPB10 Brass
DPB11 Copper
DPB12 Stainless Steel

DPB13 Brass
DPB14 Copper
DPB15 Stainless Steel

DPB16 Brass
DPB17 Copper
DPB18 Stainless Steel

DPB19 Brass
DPB20 Copper
DPB21 Stainless Steel

DPB22 Brass
DPB23 Copper
DPB24 Stainless Steel

DPB25 Brass
DPB26 Copper
DPB27 Stainless Steel

DPB28 Brass
DPB29 Copper
DPB30 Stainless Steel

DPB31 Brass
DPB32 Copper
DPB33 Stainless Steel

DPB34 Brass
DPB35 Copper
DPB36 Stainless Steel

DPB37 Brass
DPB38 Copper
DPB39 Stainless Steel

DPB40 Brass
DPB41 Copper
DPB42 Stainless Steel

DPB43 Brass
DPB44 Copper
DPB45 Stainless Steel

DPB46 Brass
DPB47 Copper
DPB48 Stainless Steel

DPB49 Brass
DPB50 Copper
DPB51 Stainless Steel

DPB52 Brass
DPB53 Copper
DPB54 Stainless Steel

DPB55 Brass
DPB56 Copper
DPB57 Stainless Steel

DPB58 Brass
DPB59 Copper
DPB60 Stainless Steel

DPB61 Brass
DPB62 Copper
DPB63 Stainless Steel

DPB64 Brass
DPB65 Copper
DPB66 Stainless Steel

DPB67 Brass
DPB68 Copper
DPB69 Stainless Steel

DPB70 Brass
DPB71 Copper
DPB72 Stainless Steel

DPB73 Brass
DPB74 Copper
DPB75 Stainless Steel

DPB76 Brass
DPB77 Copper
DPB78 Stainless Steel

DPB79 Brass
DPB80 Copper
DPB81 Stainless Steel

DPB82 Brass
DPB83 Copper
DPB84 Stainless Steel

DPB85 Brass
DPB86 Copper
DPB87 Stainless Steel


DPB88 Brass
DPB89 Copper
DPB90 Stainless Steel

DPB89 Brass
DPB90 Copper
DPB91 Stainless Steel

DPB92 Brass
DPB93 Copper
DPB94 Stainless Steel

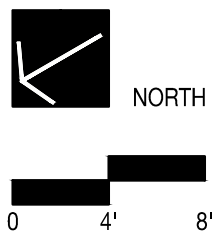
DPB95 Brass
DPB96 Copper
DPB97 Stainless Steel

DPB98 Brass
DPB99 Copper
DPB100 Stainless Steel

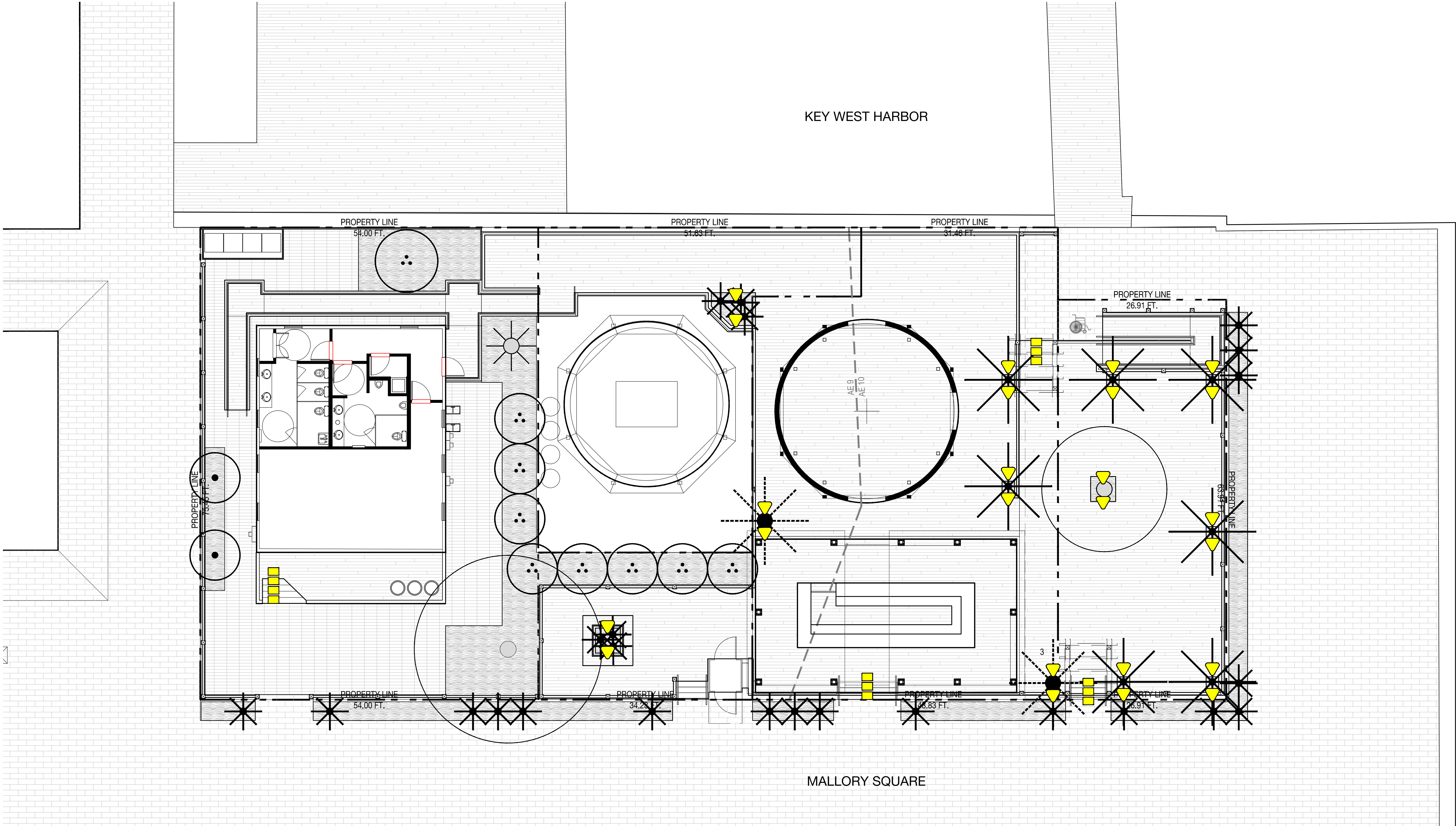


11.18.17

LIGHTING PLAN	
DATE	ISSUE
11.18.2017	TREE COMMISSION



L901



EXTERIOR LIGHTING NOTES

1. THE EXTERIOR LIGHTING PLAN ILLUSTRATES FIXTURE LOCATION AND TYPE SOLELY. ALL ELECTRICAL LOADS, WIRING, AND CALCULATIONS ARE BY OTHERS.
2. CONTRACTOR TO COORDINATE WITH CLIENT AND LANDSCAPE ARCHITECT CONTROL SYSTEM FOR EXTERIOR LIGHTING.
3. THE CONTRACTOR TO PROVIDE SLEEVES AND CONDUIT AS NEEDED FOR ALL EXTERIOR LIGHTING FIXTURES..
4. THE CONTRACTOR IS TO STAKE ALL EXTERIOR LIGHTING FIXTURES FOR LANDSCAPE ARCHITECT REVIEW.
5. ALL EXTERIOR FIXTURES TO BE INSTALLED TO PREVENT GLARE AND UNWANTED DIRECTED LIGHT. CONTRACTOR TO ENSURE ALL FIXTURES DO NOT DIRECT LIGHT ONTO ADJACENT PROPERTIES. ALL FIXTURES TO BE PROVIDED WITH SHROUD, REFER TO CUT SHEETS & SCHEDULE OF SHROUD DETAILS.
6. ALL FIXTURES EAST OF THE COASTAL CONSTRUCTION CONTROL LINE TO BE PLACED ON SEPARATE ZONE. THIS ZONE IS TO BE COMPLETELY TURNED OFF DURING TURTLE SEASON (MAY 1st - OCTOBER 31st).
7. THE CONTRACTOR IS TO NOTIFY THE LANDSCAPE ARCHITECT TWO WEEKS IN ADVANCE OF SCHEDULED EXTERIOR LIGHT INSTALLATION. UPON COMPLETION OF THE EXTERIOR LIGHT INSTALLATION, CONTRACTOR TO PROVIDE NIGHTTIME WALK THROUGH WITH LANDSCAPE ARCHITECT FOR FINAL REVIEW.

EXTERIOR LIGHTING SCHEDULE

SYMBOL	QUANTITY	TYPE	MANUFACTURER	SPECIFICATION NUMBER	LAMP	AMPS	LUMENS	AMPS TOTAL
□	13	RECESS STEP LIGHT	AURORA (LPL8 CORONA)	30 - TR/12 - F - BLP	LED	.05 AMPS	180	.18 AMPS TOTAL
▼	24	UP-LIGHT	AURORA (KENTIA)	BR - 60 - 5 - 40 - 30 - 7x14 - BLP	LED	.041 AMPS	300	0.697 AMPS TOTAL