

STAFF REPORT

DATE: September 26, 2019

RE: 1007 Thomas Street (permit application # T2019-0444)

FROM: Karen DeMaria, City of Key West Urban Forestry Manager

An application was received requesting the removal of (1) Tamarind and (1) Powderpuff tree. A site inspection was done and documented the following:



Not regulated tree (<4" dbh)

regulated tree

Powderpuff trees

Tamarind tree

Photo showing location of tree.

Tree Species: Tamarind (*Tamarindus indica*)



Photo of Tamarind tree from across the street, view 1.



Photo of Tamarind tree from street, view 2.




Photo showing tree trunk, view 1.



Photo of tree canopy and utility pole.



Photo showing tree trunk, view 2.



Photo of tree canopy, view 1.



Photo of tree canopy, view 2.

Diameter: 19.1"

Location: 40% (canopy impacted by utility lines, tree growing close to house)

Species: 50% (not on protected or not protected tree list)

Condition: 60% (fair condition, tree is fruiting, half of canopy missing because of utility cuts with heavy canopy weight over house)

Total Average Value = 50%

Value x Diameter = 9.5 replacement caliper inches

Tree Species: Powderpuff tree (*Calliandra haematocephala*)



Streetview photo of regulated tree




Street view
photo of trees,
view 2.



Photo
showing
base and
trunk of
tree.



Close up photo showing base and trunk of tree.



View of tree canopy.



View of base of tree.



Photo of entire tree.

Diameter: 6.6"

Location: 60% (growing in Autograph tree roots)

Species: 50% (not on protected or not protected tree list)

Condition: 40% (poor, codominant trunks, strong growth lean toward sidewalk with partial uplifting of root system)

Total Average Value = 50%

Value x Diameter = 3.3 replacement caliper inches

Total required replacement if both trees removed = 12.8 caliper inches.

Powderpuff Tree

Calliandra haematocephala

The pretty powderpuff tree blooms with red, pink or white blossoms resembling soft, fluffy powder puffs.



Powderpuffs are actually large, fast-growing, wide [shrubs](#). Buy one already trained to grow like a tree on a single trunk to keep maintenance to a minimum.

These hardy small trees branch out wide with very attractive leaves. The flower buds are as unusual as the flowers...like little rounded berry clusters.

The puffball blooms attract honeybees, butterflies and even hummingbirds.

If you're tempted to "pet" the soft fuzzy flowers - look closely first to make sure a bee isn't at work deep inside the bloom.

Besides the typical bright red, cotton-candy pink and creamy white varieties, there is the stunning Surinam powderpuff tree (*Calliandra surinamensis*) with unusual flowers like white, fan-shaped artist's brushes dipped into deep pink paint.

The powderpuff makes an excellent small-yard tree with an informal, cottage-garden appeal, especially nice for a Florida bungalow or mobile home.

Plant specs

A powderpuff tree grows at a fast rate and can get 10 to 15 feet tall with a crown just as wide.

You can keep it trimmed to about 8 feet tall by 10 feet wide.

This plant prefers a full to part sun location.

It's drought-tolerant once established but prefers regular waterings with time to dry out in between. Keep it watered during dry periods of no rain.

Powderpuffs are evergreen and moderately cold tolerant - doing fine in Zone 9B and southward.



The leaves can be damaged - as can those of any plant, cold hardy or not - by harsh winter winds and frost. But after a spring pruning the plant will generally bounce back.

The flowers appear on and off all year - more during warm weather - and won't make a mess on walks and drives.

Plant care

Add organic peat moss or top soil to the hole when you plant. An addition of composted cow manure is beneficial.

Regularly trim new shoots from the trunk and lower branches of the tree to preserve the tree-like form. Because powderpuffs grow fast, you'll need to do this on a fairly regular basis.

Prune back in spring - late March or early April - and give the tree a shaping "haircut" anytime.

Fertilize in spring, summer and autumn with a top quality granular fertilizer. You can supplement feedings with bone meal to promote heavier flowering.

Plant spacing

Because the crown of this small tree grows very wide, keep it at least 6 feet from the house.

If you're planting near a low structure like a short fence, you can plant as close as 3 or 4 feet away, since the top will clear the fence.

Keep the tree 5 feet or more from walks and drives to give enough clearance.

If you're planting powderpuff trees in a row, you can go as close as 4 or 5 feet apart, where the heads will grow together. Or for a more spaced planting, do 10 feet apart.

This tree will do well in a large container while it's young.

Landscape uses for the powderpuff tree

- single specimen tree for the yard
- anchoring a garden bed
- as a focal point near the entry
- corner-of-the-house accent
- in front of a window for shade and/or privacy
- to add interest and height along a blank expanse of wall
- lining the property border
- along the driveway
- in pairs flanking a gate or entrance to a walk or drive
- for shade by the patio
- as a protective landing area for birds near a birdbath and feeder
- center of a circular drive

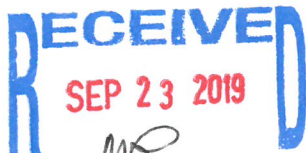
A.K.A. (also known as): Powder Puff Tree (a spelling variation)

GOOD SNOWBIRD PLANT? YES

COMPANION PLANT SUGGESTIONS: Underplant with low growers like [Indian hawthorne](#), [white buttercup](#), [society garlic](#), [agapanthus](#), [coontie](#), and [dwarf allamanda](#).

[©2019 South-Florida-Plant-Guide.com](#)

Application



P → T2019-0443

FC → T2019-0444

NPR → T2019-0445

Date: 9-23-19

1 powder puff

Please Clearly Print All Information unless indicated otherwise.

Tree Address 1007 Thomas St.
Cross/Corner Street Timman Ave.
List Tree Name(s) and Quantity 1 Tamarind tree 2 Powder Puff trees 1 Coconut 1 Christmas
Species Type(s) check all that apply (X) Palm (X) Flowering (X) Fruit () Shade () Unsure Palm
Reason(s) for Application:
(X) REMOVE () Tree Health (X) Safety (X) Other/Explain below
() TRANSPLANT () New Location () Same Property () Other/Explain below
() HEAVY MAINTENANCE () Branch Removal () Crown Cleaning/Thinning () Crown Reduction
Additional Information and Explanation The Tamarind tree hangs over and threatens the house. The Powder Puff trees are in a bad location and the owner wants to replace them with natives. The palms are unwanted.
Property Owner Name Stephanie Nadeau
Property Owner eMail Address labco9@roadrunner.com
Property Owner Mailing Address P.O. Box 584
Property Owner Mailing City Kennebunkport **State** ME **Zip** 04040
Property Owner Phone Number (207) 985-3456
Property Owner Signature


Representative Name Kenneth King
Representative eMail Address
Representative Mailing Address 1602 Lakeland St.
Representative Mailing City Ka. West **State** FL **Zip** 33040
Representative Phone Number (305) 296-8101

NOTE: A Tree Representation Authorization form must accompany this application if someone other than the owner will be representing the owner at a Tree Commission meeting or picking up an issued Tree Permit.



Tree Representation Authorization form attached ()

<<<<< Sketch location of tree in this area including cross/corner Street >>>>>

Please identify tree(s) with colored tape



If this process requires blocking of a City right-of-way, a separate ROW Permit is required. Please contact 305-809-3740.



Tree Representation Authorization

Date: 7/26/19

Attendance at the Tree Commission meeting on the date when your request will be discussed is necessary in order to expedite the resolution of your application. This Tree Representation Authorization form must accompany the application if the property owner is unable to attend or will have someone else pick up the Tree Permit once issued.

Please Print or Type All Information unless indicated otherwise.

Tree Address 1007 Thomas St. Key West, FL 33041

Property Owner Name Stephanie Nadreau

Property Owner eMail Address lbco@roadrunner.com

Property Owner Mailing Address P.O. Box 584

Property Owner Mailing City Key West State ME Zip 04040

Property Owner Phone Number (207) 985-3456

Property Owner Signature [Signature]

Representative Name Kenneth King

Representative eMail Address _____

Representative Mailing Address 1602 Laurel St.

Representative Mailing City Key West State FL Zip 33040

Representative Phone Number (305) 296-8101

I _____, hereby authorize the above listed agent(s) to represent me in the matter of obtaining a Tree Permit from the City of Key West for my property at the tree address above listed. You may contact me at the telephone listed above if there is any questions or need access to my property.

Property Owner Signature [Signature]

The forgoing instrument was acknowledged before me on this 26th day July, 2019.

By (Print name of Affiant) Stephanie Nadreau who is personally known to me or has produced _____ as identification and who did take an oath.

NOTARY PUBLIC

Sign Name: Ashley A. Wilkinson

Notary Public - State of Maine (seal)

Print Name: Ashley A. Wilkinson

My Commission Expires: August 15, 2025

