



Monthly Port & Marine Services Department Report

To: Albert Childress, City Manager

Date: June 1, 2024

From: Steve McAlearney, Director

Subject: Monthly Department Update May 2024

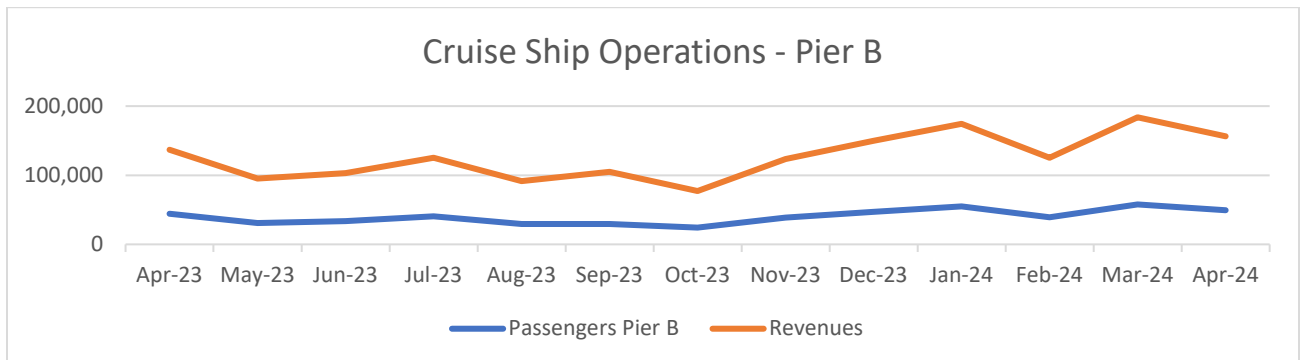
Port

Pier B

- 17 cruise ship visits
- \$156,366 passenger fee revenue

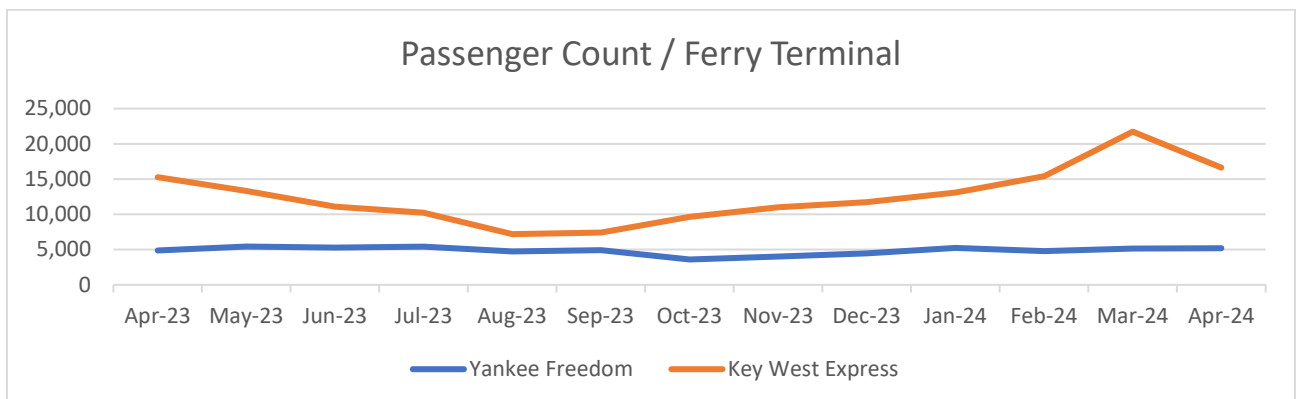
Mallory T-Pier

- N/A cruise ship visits
- N/A passenger fee revenue



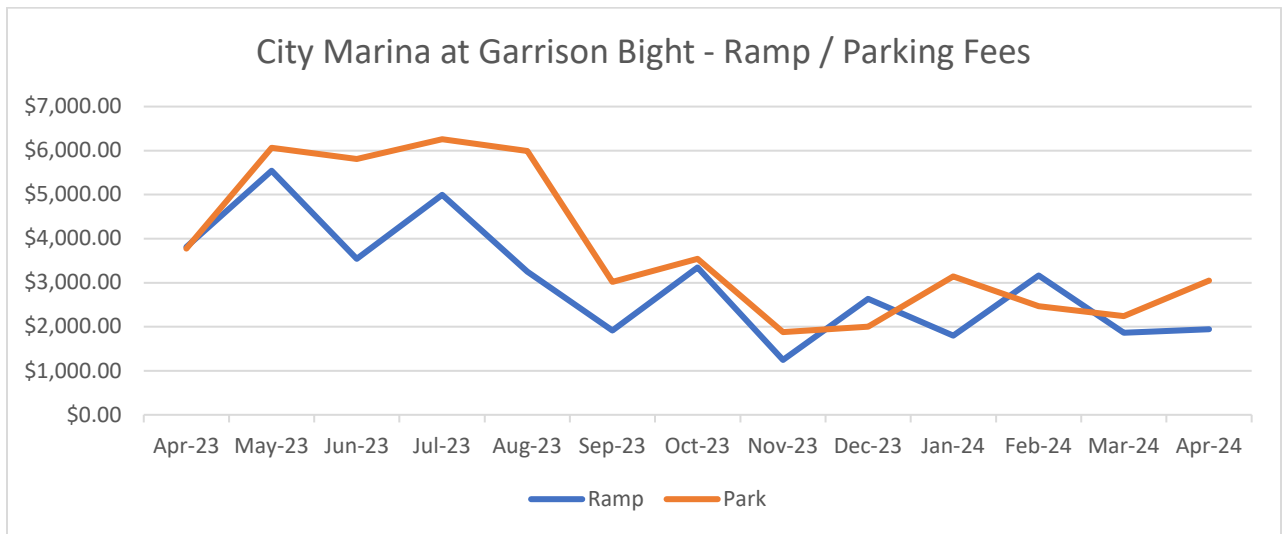
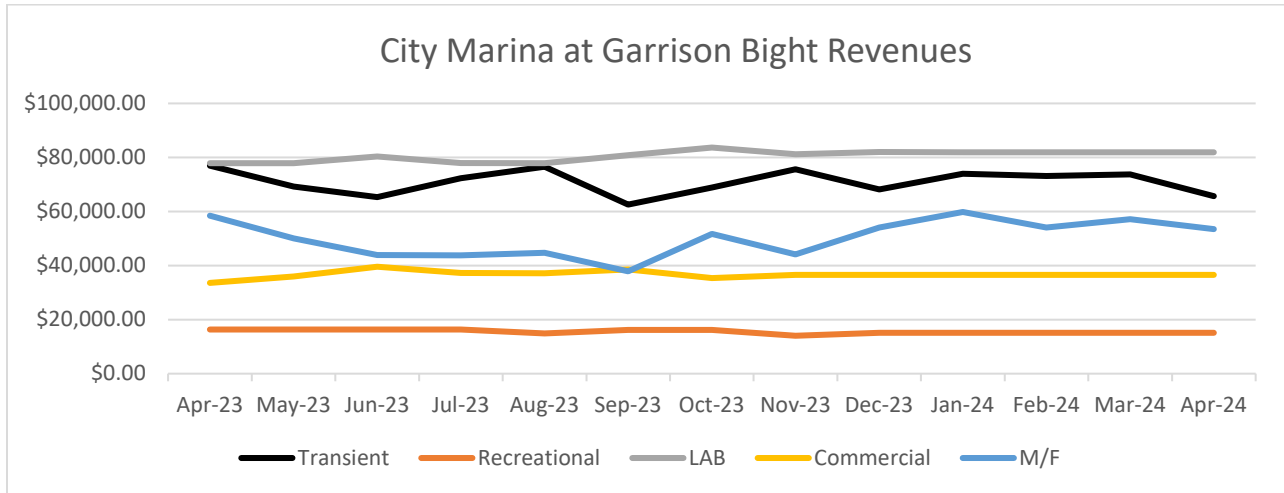
Ferry Terminal

- 21,820 total ferry passengers
- \$36,065 passenger fee revenue
- 36,455 gallons diesel sold



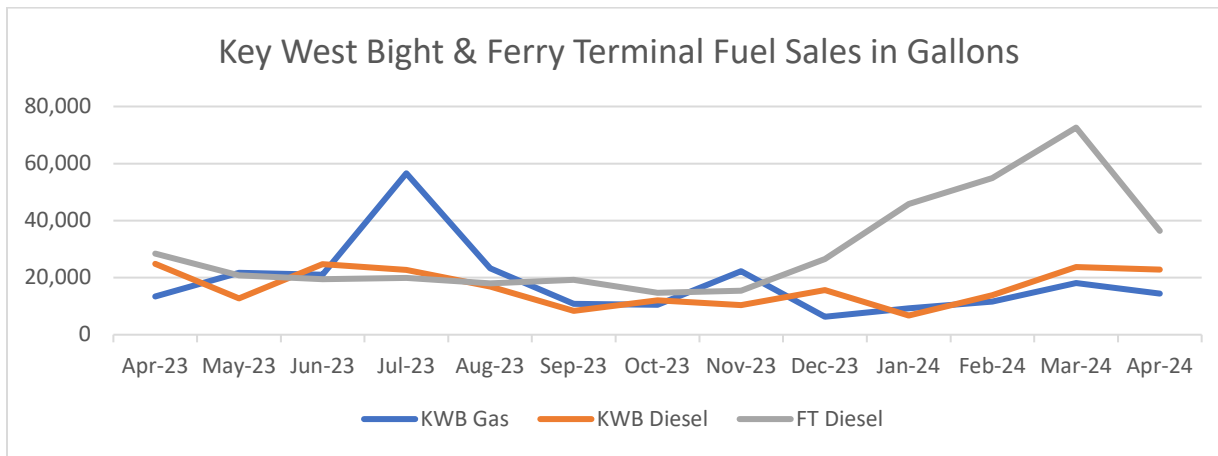
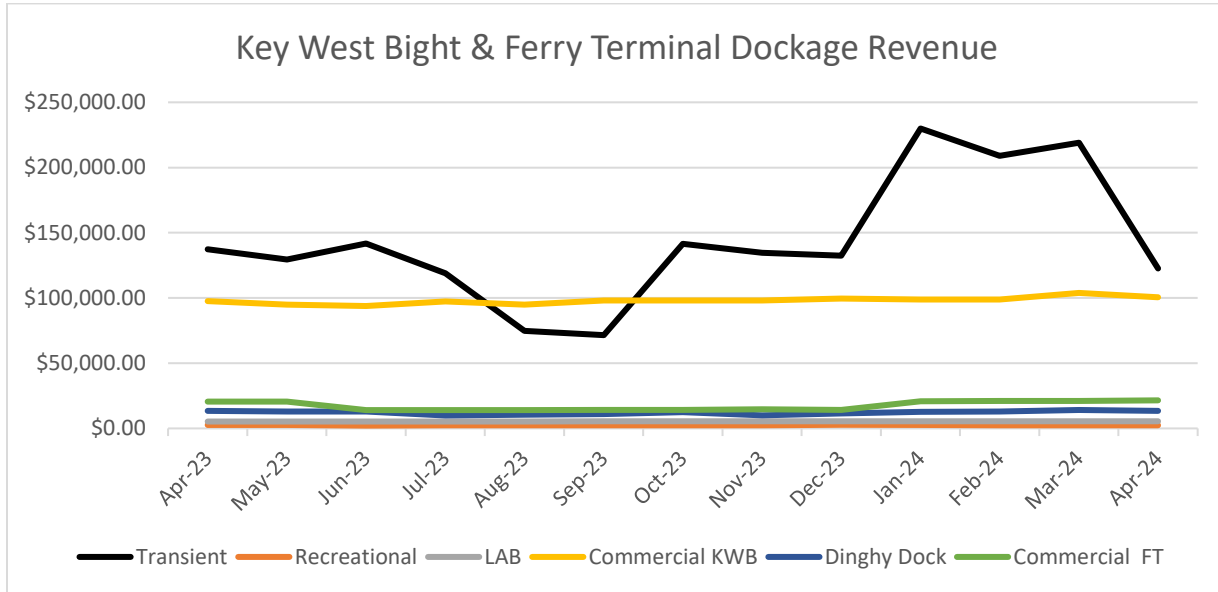
City Marina @ Garrison Bight

- \$117,362 transient, commercial and recreational dockage revenue
- \$81,950 liveaboard dockage revenue
- \$53,490 mooring field revenue
- \$4,994 ramp fees and parking revenue



Key West Historic Seaport

- \$265,975 total monthly wet slip revenue
- 14,388 gallons gas sold
- 22,778 gallons diesel sold



Administrative/ Financial

- Completed May billing – 3.5% CPI increase on account: Dragonfly, Mac’s Sea Garden & Curio Shop, Flagler Station, Yours & Mayan, Good Day on a Happy Planet, Sunset Watersports Ticketing Office and Hammerhead Surfshop
- GB-Liveaboard dockage transfer: Tarpon 9. Schafermeyer to Buckpitt. Sales price \$85,000. Transfer fee \$5,000.
- GB-Commercial dockage transfer: Bonita 4. C&D Boats 97 LLC to C&D Boats 09 LLC. Transfer fee \$400.
- GB Liveaboard lottery for Tarpon 19 (Winner: Rodden) and Tarpon 7 (Winner: Hebert)
- KWB-Commercial dockage: Fishmonster & Island Jane vessel replacement for Looking Glass to Premium Time
- KWB Commercial wait list notice sent with the submitting deadline of May 31, 2024.
- FY25 Budget entries.

