




Monthly Parking Division Report

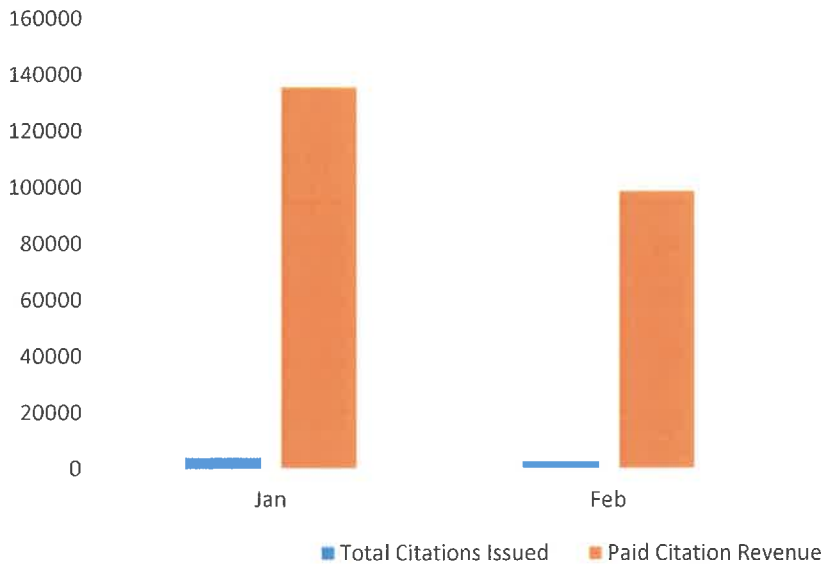
To: Albert P. Childress
City Manager 

Date: March 14, 2024

From: John Wilkins
Parking Division Director

Subject: February 2024 Parking Division Report

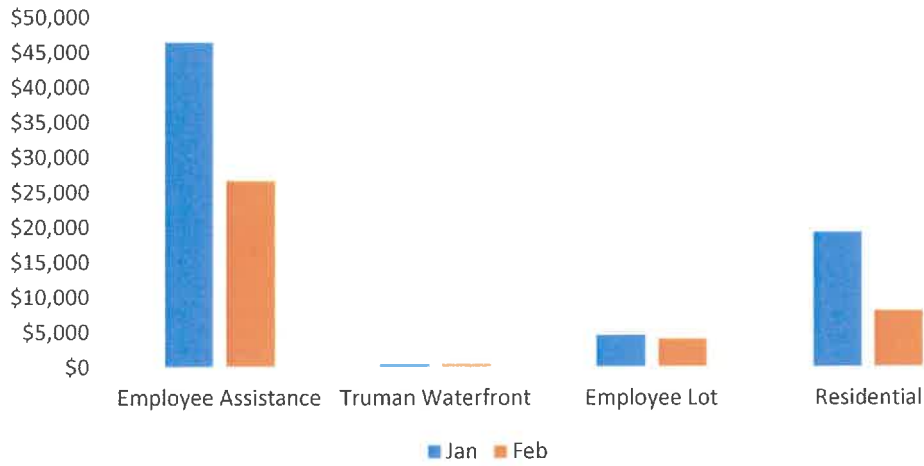
Citations



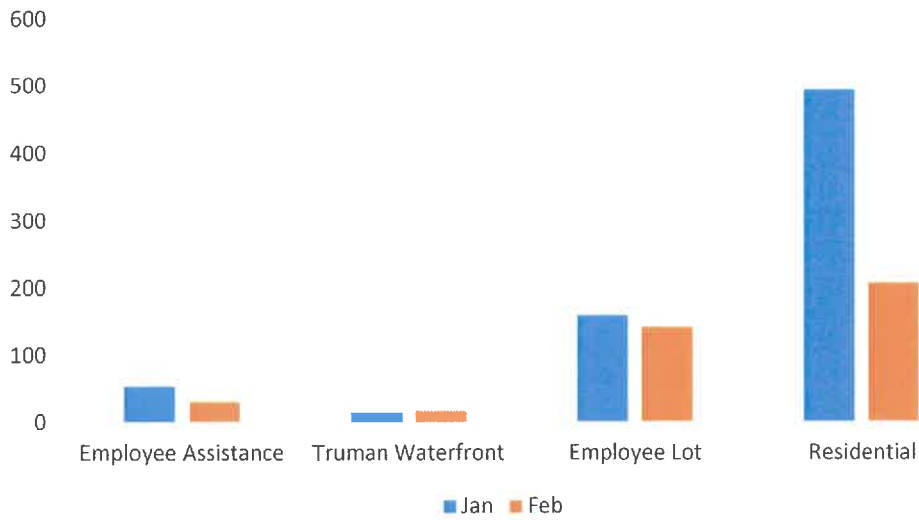
	Total Citations Issued	Paid Citation Revenue
Jan 2024	3967	\$135,802
Feb 2024	2593	\$98,820

	Total Citation Appeals	KWPD Dispatch Calls
Jan 2024	228	227
Feb 2024	200	310

Parking Permit Revenue



Parking Permits Issued



Parking Permits Issued

	Jan	Feb
Employee Assistance	54	31
Truman Waterfront	15	17
Employee Lot	159	142
Residential	494	207

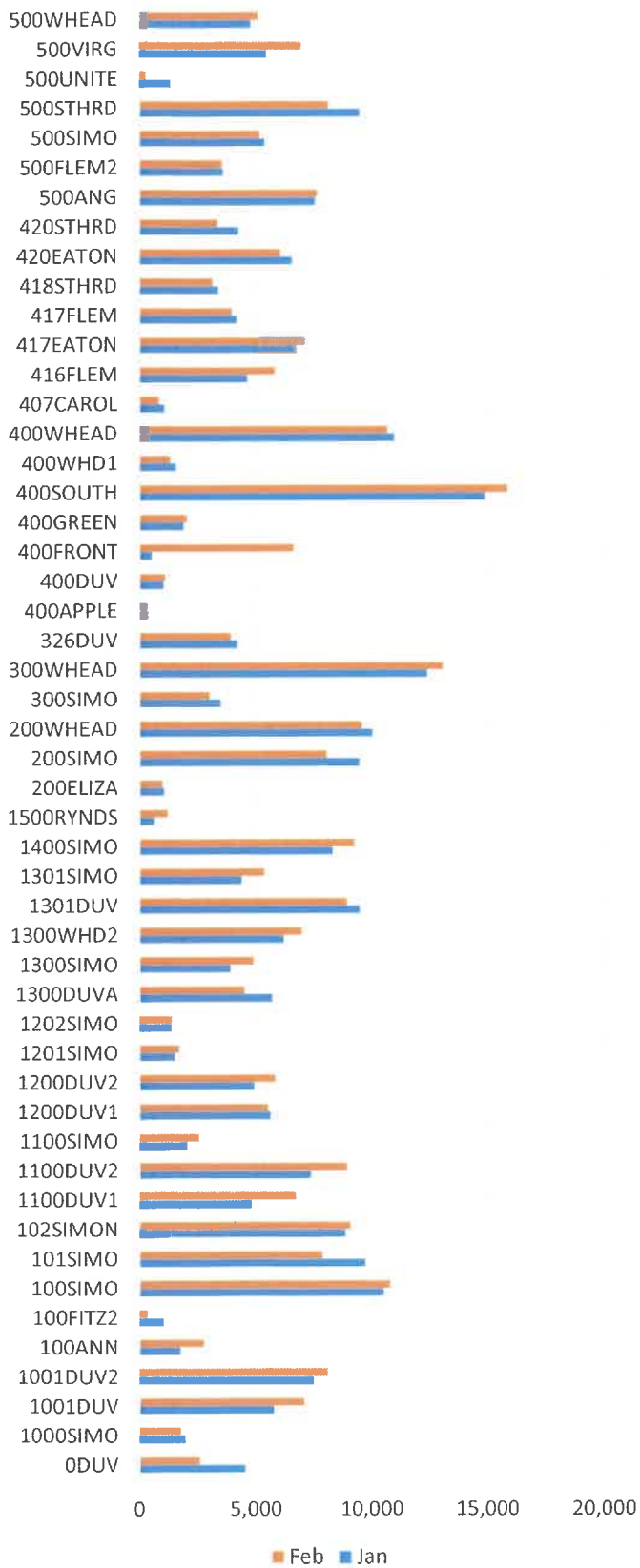
Parking Permit Revenue

	Jan	Feb
Employee Assistance	\$46,494	\$26,691
Truman Waterfront	\$420	\$476
Employee Lot	\$4,567	\$4,078
Residential	Jan	Feb

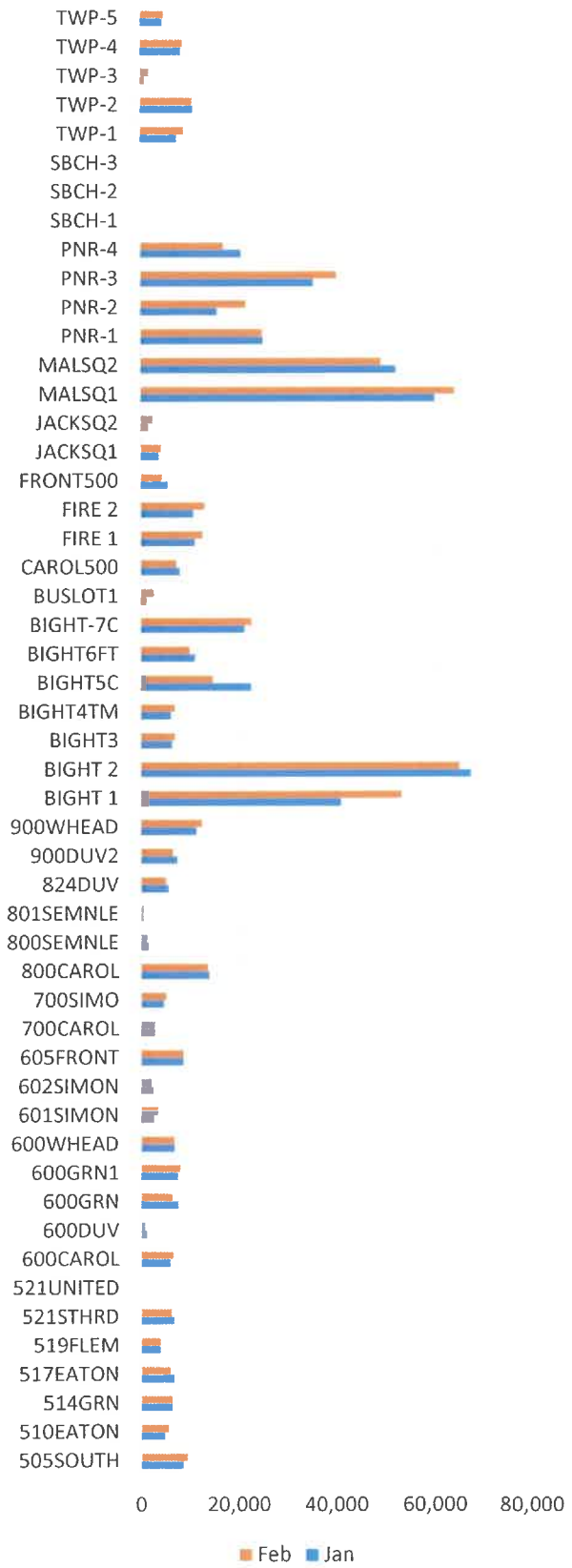
Temporary ROW Permits

	Jan	Feb
Issued	69	90
Revenue	\$3,450	\$4,500

Paystation Revenue



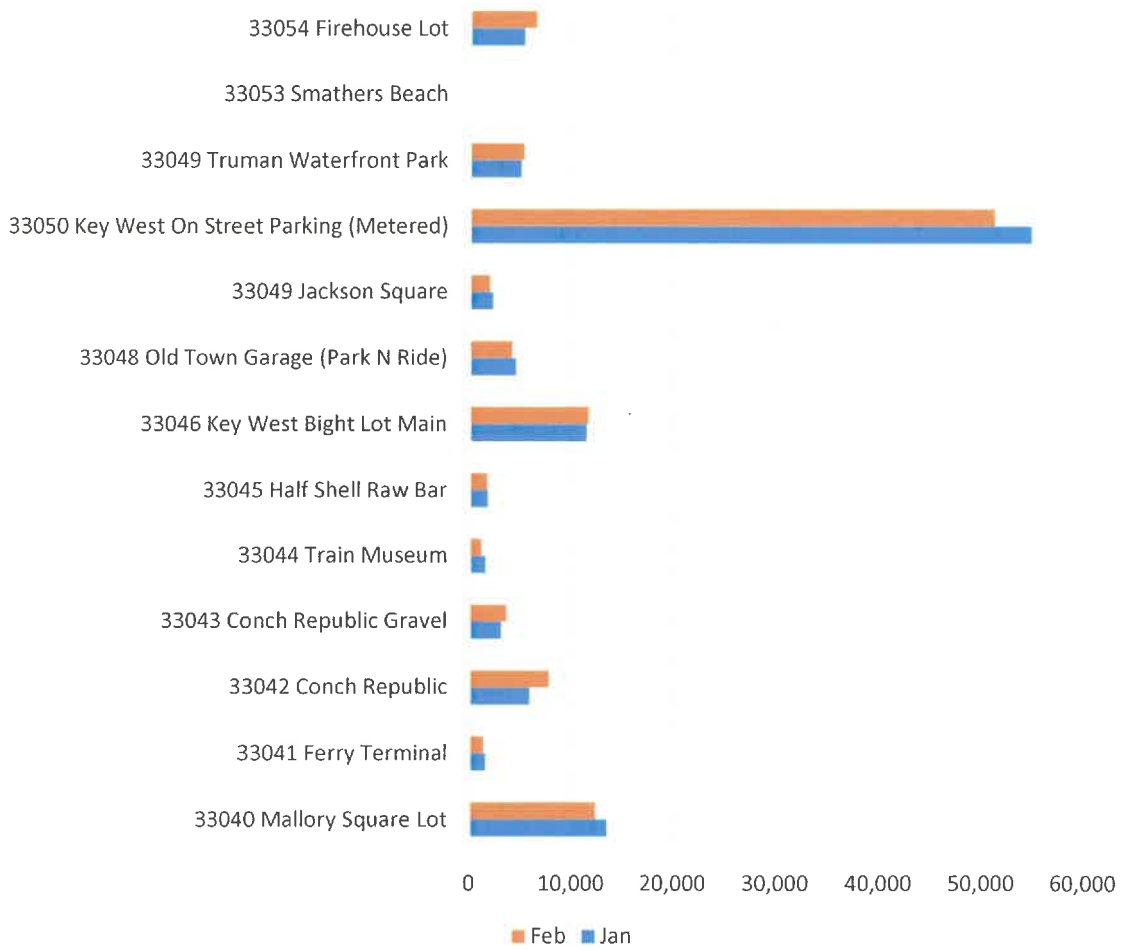
Paystation Revenue



Paystation	Jan	Feb
0DUV	4540.03	2575.23
1000SIMO	1939.93	1769.30
1001DUV	5760.58	7100.59
1001DUV2	7472.13	8079.44
100ANN	1745.03	2761.48
100FITZ2	1041.15	366.89
100SIMO	10507.63	10799.52
101SIMO	9725.76	7874.64
102SIMON	8841.76	9082.76
1100DUV1	4815.36	6748.81
1100DUV2	7369.53	8921.81
1100SIMO	2038.71	2546.18
1200DUV1	5618.67	5510.42
1200DUV2	4906.42	5838.26
1201SIMO	1514.16	1701.05
1202SIMO	1365.64	1386.40
1300DUVA	5701.33	4497.91
1300SIMO	3890.58	4898.36
1300WHD2	6195.60	6995.78
1301DUV	9495.56	8919.57
1301SIMO	4389.65	5361.39
1400SIMO	8311.52	9258.33
1500RYNDS	615.64	1215.49
200ELIZA	1054.63	992.26
200SIMO	9474.73	8066.57
200WHEAD	10062.93	9596.30
300SIMO	3490.34	3005.62
300WHEAD	12412.13	13092.45
326DUV	4200.76	3926.01
400APPLE	362.15	354.40
400DUV	1032.09	1089.47
400FRONT	532.16	6646.40
400GREEN	1885.41	2021.12
400SOUTH	14899.81	15897.67
400WHD1	1556.68	1317.06
400WHEAD	11007.51	10700.45
407CAROL	1068.43	847.91
416FLEM	4638.59	5837.38
417EATON	6759.07	7127.37
417FLEM	4186.86	3971.84
418STHRD	3378.52	3129.14
420EATON	6585.90	6082.13
420STHRD	4246.23	3357.40
500ANG	7572.11	7670.36
500FLEM2	3590.15	3556.93
500SIMO	5389.85	5179.92
500STHRD	9516.00	8148.23
500UNITE	1355.06	296.64
500VIRG	5461.47	6990.77
500WHEAD	4778.87	5099.30

Paystation	Jan	Feb
505SOUTH	8742.40	9606.93
510EATON	4925.80	5735.86
514GRN	6518.97	6473.16
517EATON	6900.57	6108.25
519FLEM	4044.49	4055.86
521STHRD	6825.81	6295.03
521UNITED	0.00	270.40
600CAROL	6048.29	6698.41
600DUV	1182.90	777.08
600GRN	7801.75	6516.90
600GRN1	7608.93	8164.04
600WHEAD	6979.23	6972.14
601SIMON	2823.85	3622.18
602SIMON	2631.44	2273.68
605FRONT	8840.49	8956.82
700CAROL	2985.64	2971.61
700SIMO	4886.85	5334.16
800CAROL	14169.86	13901.84
800SEMNL	1625.99	1407.07
801SEMNL	629.27	679.92
824DUV	5796.40	5260.70
900DUV2	7673.04	6775.34
900WHEAD	11631.31	12728.32
BIGHT 1	41220.22	53544.71
BIGHT 2	67431.82	65156.06
BIGHT3	6650.45	7190.09
BIGHT4TM	6368.16	7174.34
BIGHT5C	22818.31	14990.30
BIGHT6FT	11338.07	10232.68
BIGHT-7C	21436.73	22906.55
BUSLOT1	1365.00	2835.00
CAROL500	8263.04	7546.89
FIRE 1	11345.44	12904.57
FIRE 2	11058.07	13353.66
FRONT500	5611.70	4425.89
JACKSQ1	3864.05	4314.52
JACKSQ2	1697.33	2598.81
MALSQ1	60274.71	64250.85
MALSQ2	52414.77	49429.35
PNR-1	25364.85	25138.05
PNR-2	15971.55	21777.00
PNR-3	35609.10	40415.55
PNR-4	20881.35	17269.35
SBCH-1	0.00	0.00
SBCH-2	0.00	0.00
SBCH-3	0.00	0.00
TWP-1	7596.84	9078.08
TWP-2	11009.98	10841.88
TWP-3	1037.42	1824.42
TWP-4	8550.32	8893.57

Mobile App Revenue



Zone	Jan	Feb
33040 Mallory Square Lot	\$13,506.55	\$12,373.00
33041 Ferry Terminal	\$1,530.80	\$1,376.00
33042 Conch Republic	\$5,871.10	\$7,805.00
33043 Conch Republic Gravel	\$3,087.75	\$3,651.00
33044 Train Museum	\$1,536.50	\$1,168.00
33045 Half Shell Raw Bar	\$1,752.45	\$1,737.00
33046 Key West Bight Lot Main	\$11,470.20	\$11,683.00
33048 Old Town Garage (Park N Ride)	\$4,527.55	\$4,185.00
33049 Jackson Square	\$2,252.35	\$1,980.00
33050 Key West On Street Parking (Metered)	\$54,895.85	\$51,371.00
33049 Truman Waterfront Park	\$5,001.85	\$5,317.00
33053 Smathers Beach	\$0.15	\$10.00
33054 Firehouse Lot	\$5,334.90	\$6,511.00