



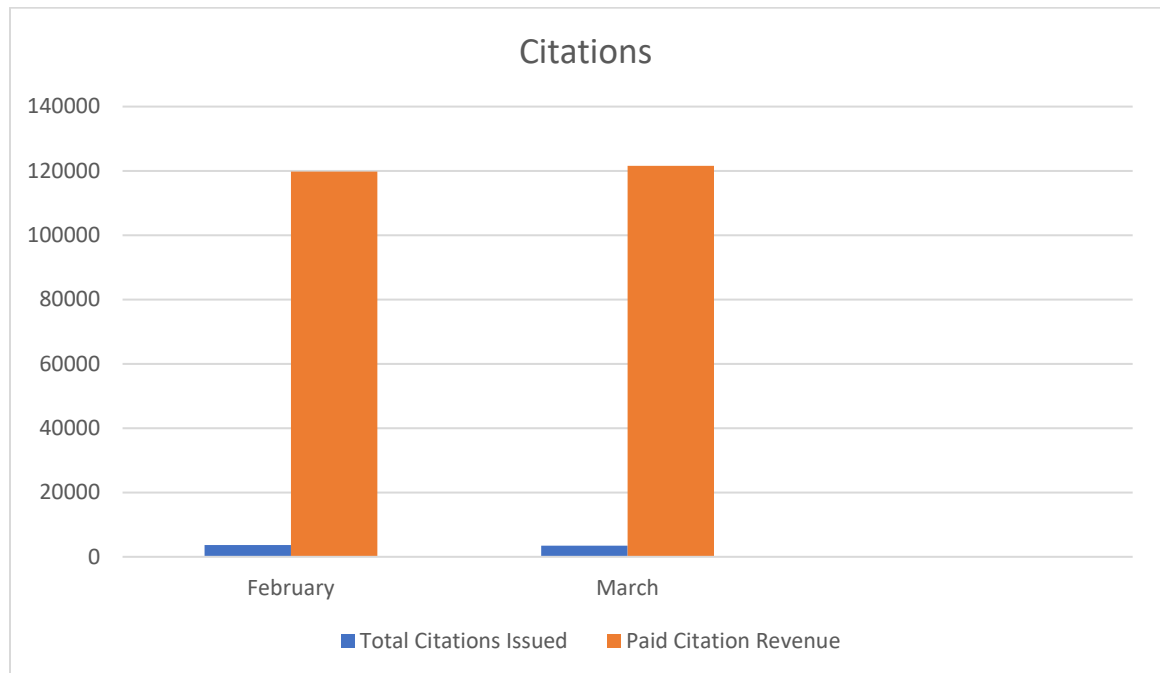
Monthly Parking Division Report

To: Brian Barroso, City Manager

Date: April 2, 2025

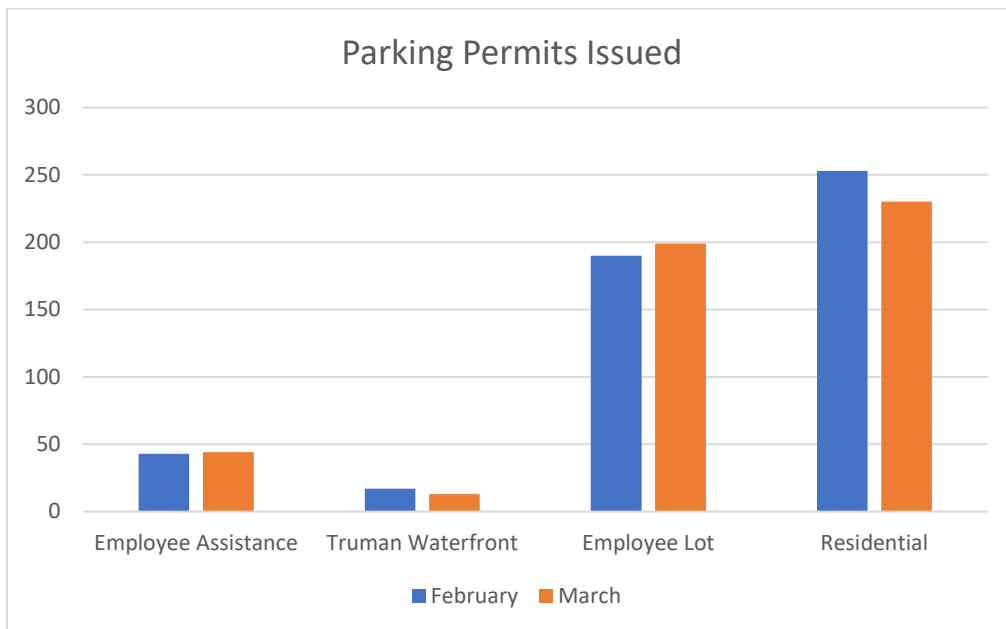
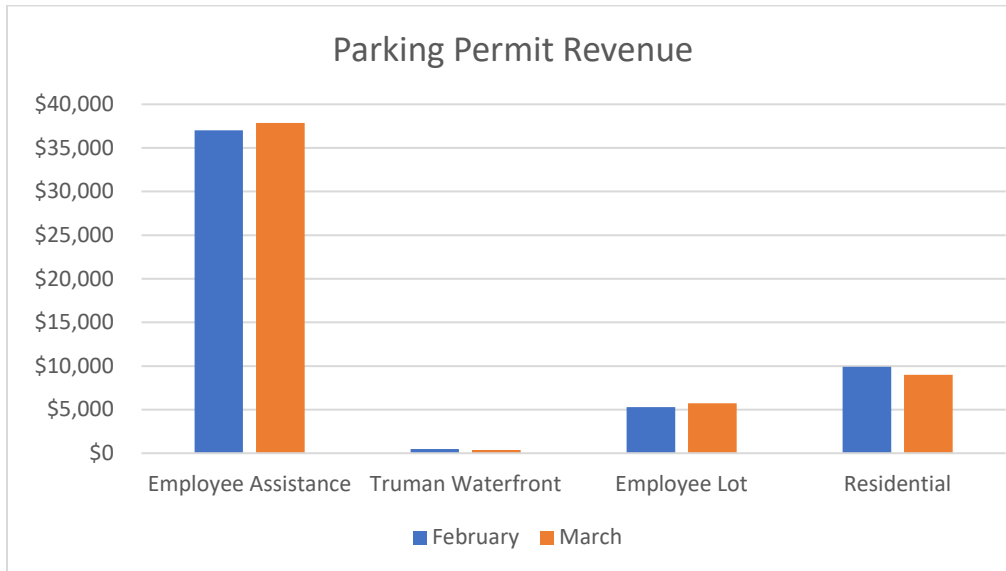
From: John Wilkins, Parking Division Director

Subject: March 2025 Parking Division Report



	Total Citations Issued	Paid Citation Revenue
February	3623	\$119,810
March	3457	\$121,575

	Total Citation Appeals	KWPD Dispatch Calls
February	245	Not Reported
March	230	Not Reported

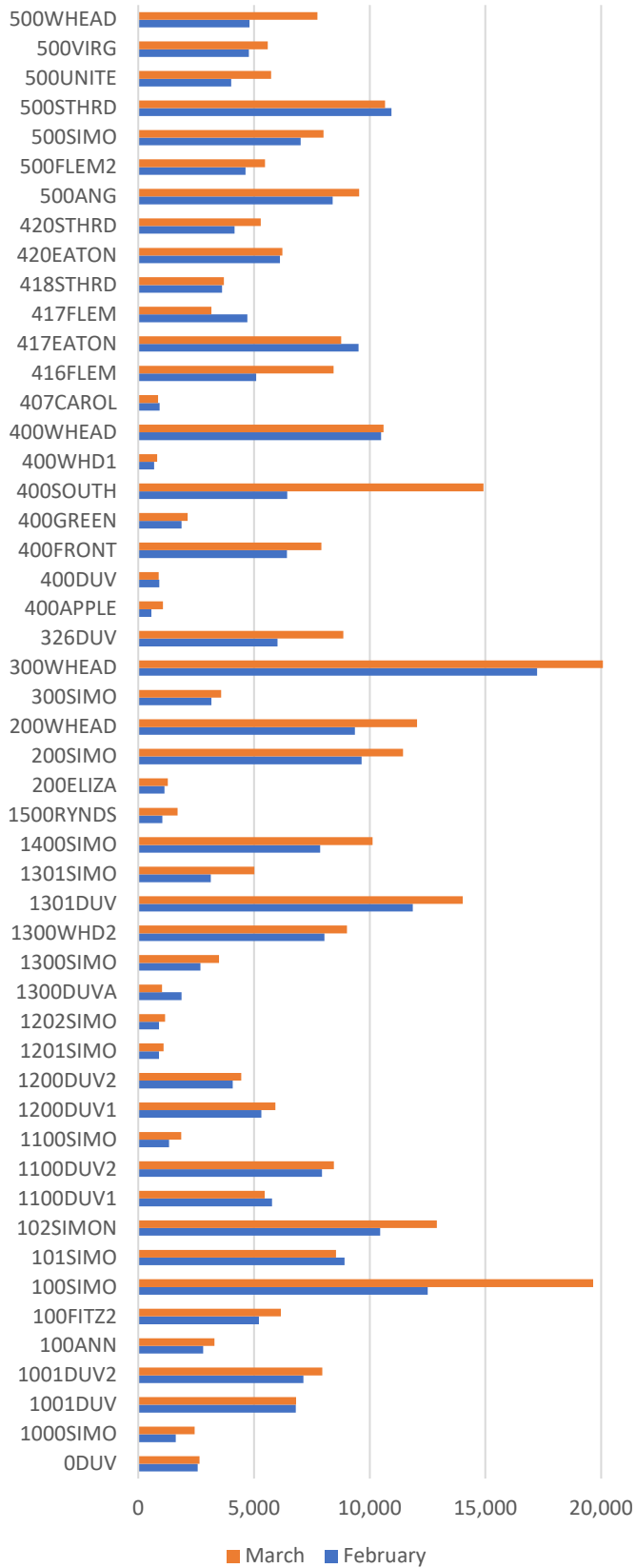


Parking Permits Issued	February	March
Employee Assistance	43	44
Truman Waterfront	17	13
Employee Lot	190	199
Residential	253	230

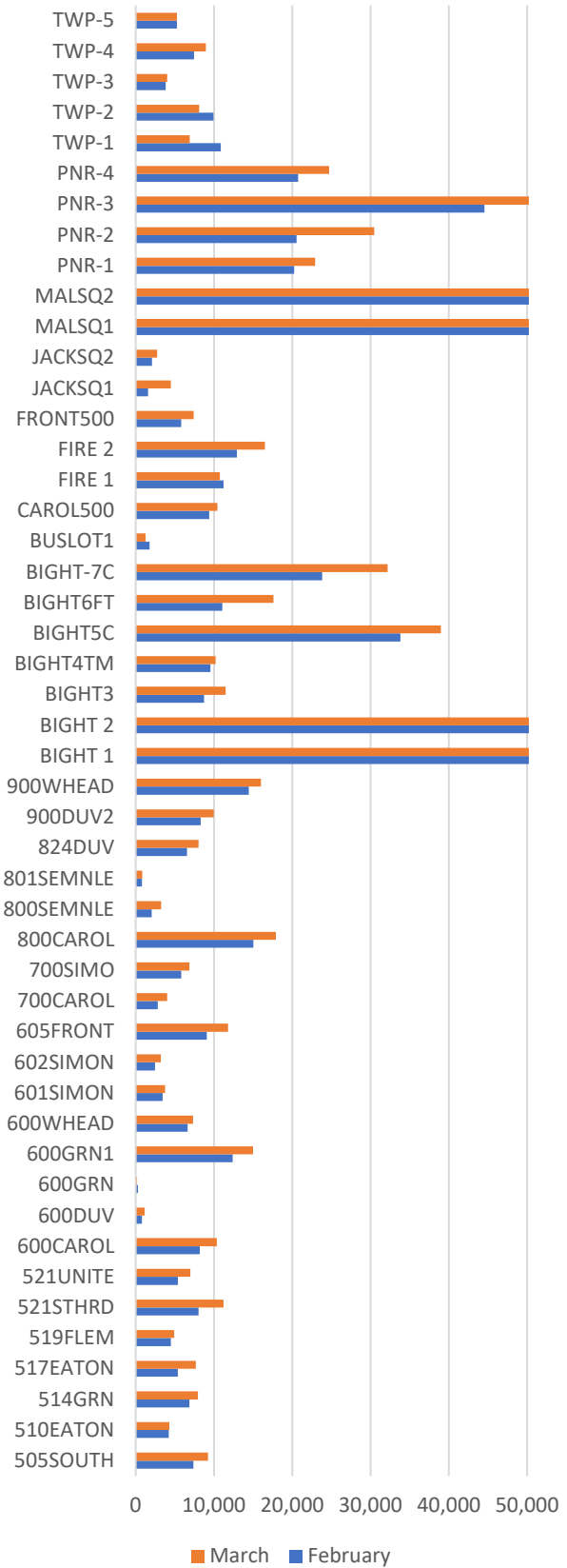
Parking Permit Revenue	February	March
Employee Assistance	\$37,020	\$37,881
Truman Waterfront	\$482	\$368
Employee Lot	\$5,287	\$5,737
Residential	\$9,899	\$8,999

Temporary ROW Permits	February	March
Issued	92	70
Revenue	\$4,600	\$3,500

Paystation Revenue

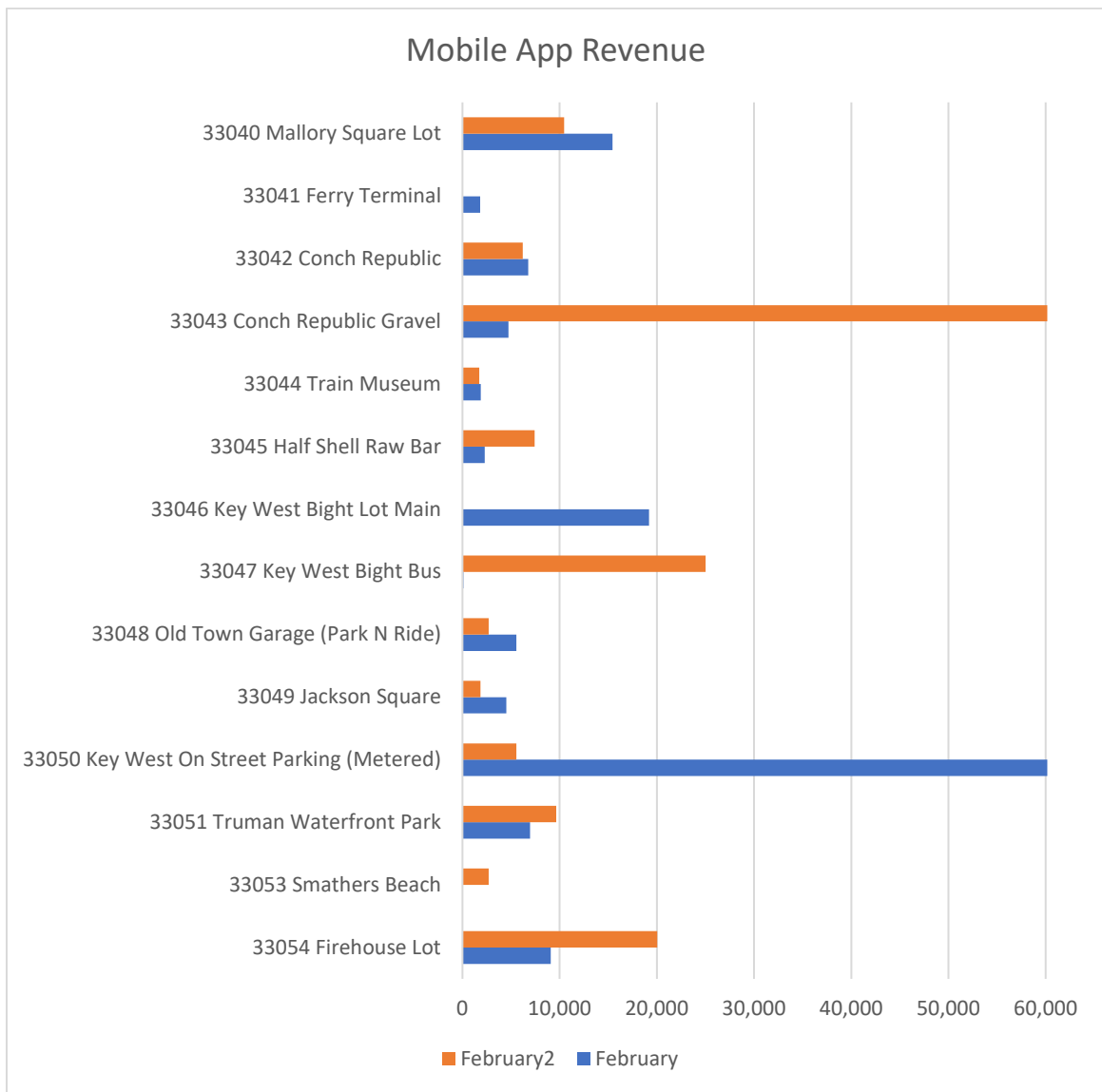


Paystation Revenue



Paystation	February	March
0DUV	\$2,566.22	\$2,642.85
1000SIMO	\$1,614.90	\$2,431.80
1001DUV	\$6,800.35	\$6,822.90
1001DUV2	\$7,137.39	\$7,950.60
100ANN	\$2,808.24	\$3,285.45
100FITZ2	\$5,208.86	\$6,154.95
100SIMO	\$12,506.15	\$19,656.00
101SIMO	\$8,909.79	\$8,539.65
102SIMON	\$10,449.62	\$12,903.25
1100DUV1	\$5,782.89	\$5,468.40
1100DUV2	\$7,934.66	\$8,451.45
1100SIMO	\$1,327.73	\$1,861.65
1200DUV1	\$5,316.06	\$5,928.15
1200DUV2	\$4,076.11	\$4,444.65
1201SIMO	\$899.85	\$1,086.75
1202SIMO	\$890.60	\$1,159.20
1300DUVA	\$1,863.46	\$1,020.60
1300SIMO	\$2,684.73	\$3,487.05
1300WHD2	\$8,047.73	\$9,014.95
1301DUV	\$11,862.98	\$14,022.35
1301SIMO	\$3,135.34	\$5,011.65
1400SIMO	\$7,859.83	\$10,120.65
1500RYNDS	\$1,043.72	\$1,694.70
200ELIZA	\$1,134.00	\$1,278.90
200SIMO	\$9,648.36	\$11,437.65
200WHEAD	\$9,365.35	\$12,045.15
300SIMO	\$3,165.83	\$3,577.50
300WHEAD	\$17,232.88	\$20,779.65
326DUV	\$6,014.41	\$8,860.50
400APPLE	\$567.00	\$1,071.00
400DUV	\$913.51	\$875.70
400FRONT	\$6,426.05	\$7,915.95
400GREEN	\$1,864.31	\$2,138.85
400SOUTH	\$6,441.65	\$14,911.70
400WHD1	\$681.30	\$821.40
400WHEAD	\$10,486.34	\$10,602.90
407CAROL	\$927.15	\$859.65
416FLEM	\$5,095.74	\$8,441.95
417EATON	\$9,520.21	\$8,768.90
417FLEM	\$4,710.84	\$3,156.00
418STHRD	\$3,619.22	\$3,702.10
420EATON	\$6,116.27	\$6,221.25
420STHRD	\$4,166.37	\$5,292.00
500ANG	\$8,400.54	\$9,547.65
500FLEM2	\$4,638.25	\$5,474.70
500SIMO	\$7,018.96	\$8,003.70
500STHRD	\$10,945.35	\$10,668.45
500UNITE	\$4,017.17	\$5,741.85
500VIRG	\$4,781.78	\$5,591.25
500WHEAD	\$4,807.21	\$7,736.25

Paystation	February	March
505SOUTH	\$7,387.43	\$9,250.65
510EATON	\$4,207.88	\$4,299.75
514GRN	\$6,875.78	\$7,960.05
517EATON	\$5,388.31	\$7,695.45
519FLEM	\$4,493.48	\$4,936.05
521STHRD	\$8,035.28	\$11,207.70
521UNITE	\$5,390.22	\$6,980.40
600CAROL	\$8,201.04	\$10,347.75
600DUV	\$802.20	\$1,156.05
600GRN	\$282.45	\$184.20
600GRN1	\$12,398.41	\$14,975.10
600WHEAD	\$6,637.60	\$7,326.75
601SIMON	\$3,456.61	\$3,767.40
602SIMON	\$2,461.21	\$3,206.70
605FRONT	\$9,091.97	\$11,796.75
700CAROL	\$2,824.50	\$4,022.55
700SIMO	\$5,802.30	\$6,854.40
800CAROL	\$15,038.15	\$17,907.75
800SEMNLE	\$2,043.83	\$3,250.80
801SEMNLE	\$777.00	\$844.20
824DUV	\$6,549.61	\$8,035.65
900DUV2	\$8,304.51	\$9,972.90
900WHEAD	\$14,444.49	\$16,011.40
BIGHT 1	\$60,548.30	\$96,865.50
BIGHT 2	\$67,253.64	\$58,391.45
BIGHT3	\$8,729.05	\$11,506.50
BIGHT4TM	\$9,555.56	\$10,190.25
BIGHT5C	\$33,823.21	\$39,004.60
BIGHT6FT	\$11,048.69	\$17,608.20
BIGHT-7C	\$23,829.26	\$32,174.10
BUSLOT1	\$1,785.00	\$1,260.00
CAROL500	\$9,377.05	\$10,458.00
FIRE 1	\$11,227.65	\$10,749.90
FIRE 2	\$12,936.00	\$16,488.15
FRONT500	\$5,795.54	\$7,389.75
JACKSQ1	\$1,581.30	\$4,479.30
JACKSQ2	\$2,073.23	\$2,726.85
MALSQ1	\$64,339.64	\$67,937.10
MALSQ2	\$59,982.65	\$76,852.85
PNR-1	\$20,229.30	\$22,929.90
PNR-2	\$20,559.00	\$30,473.10
PNR-3	\$44,534.70	\$50,620.50
PNR-4	\$20,753.25	\$24,708.60
TWP-1	\$10,866.88	\$6,904.37
TWP-2	\$9,939.73	\$8,114.45
TWP-3	\$3,844.14	\$4,037.27
TWP-4	\$7,440.43	\$8,954.00
TWP-5	\$5,256.41	\$5,271.09



Zone	February	March
33040 Mallory Square Lot	\$15,448.15	\$20,044.30
33041 Ferry Terminal	\$1,821.90	\$2,706.20
33042 Conch Republic	\$6,752.65	\$9,657.95
33043 Conch Republic Gravel	\$4,742.25	\$5,544.45
33044 Train Museum	\$1,872.65	\$1,868.95
33045 Half Shell Raw Bar	\$2,296.00	\$2,697.55
33046 Key West Bight Lot Main	\$19,187.00	\$25,021.95
33047 Key West Bight Bus	\$110.80	\$0.00
33048 Old Town Garage (Park N Ride)	\$5,544.50	\$7,437.60
33049 Jackson Square	\$4,512.00	\$1,726.05
33050 Key West on Street Parking (Metered)	\$72,600.65	\$83,756.45
33051 Truman Waterfront Park	\$6,968.60	\$6,204.75
33053 Smathers Beach	\$0.15	\$15.30
33054 Firehouse Lot	\$9,085.30	\$10,450.05