



Monthly Port & Marine Services Department Report

To: Albert P. Childress
City Manager

Date: April 11, 2024

From: Steve McAlearney
Port and Marine Services Director

Subject: March 2024 Port and Marine Services Report

Port

Pier B

- 16 cruise ship visits
- \$125,273 passenger fee revenue

Mallory T-Pier

- 10 cruise ship visits
- \$19,561 passenger fee revenue

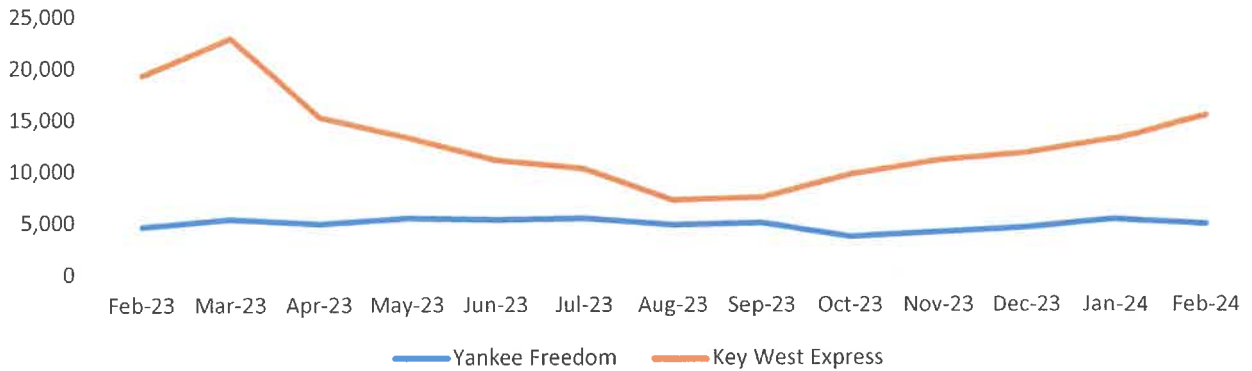
Cruise Ship Operations - Pier B



Ferry Terminal

- 20,181 total ferry passengers
- \$38,641 passenger fee revenue
- 54,857 gallons diesel sold

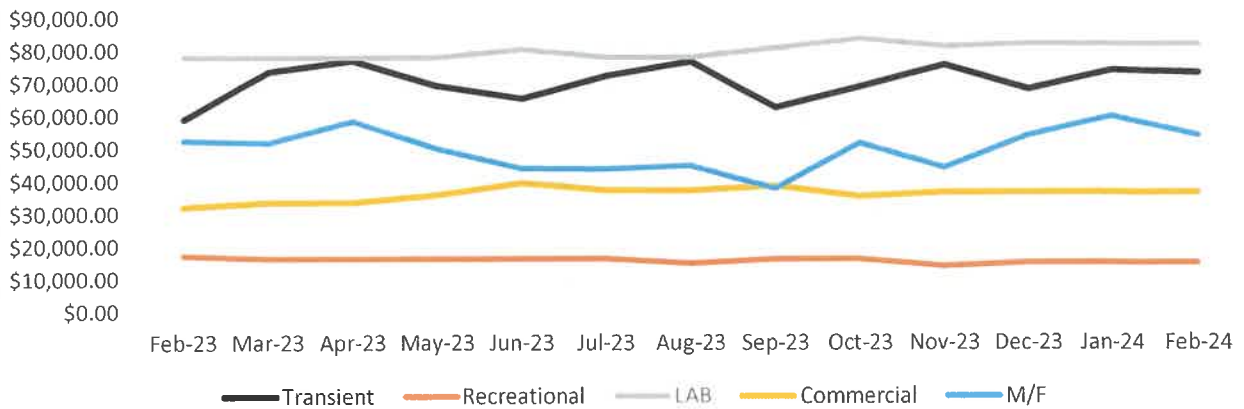
Passenger Count / Ferry Terminal



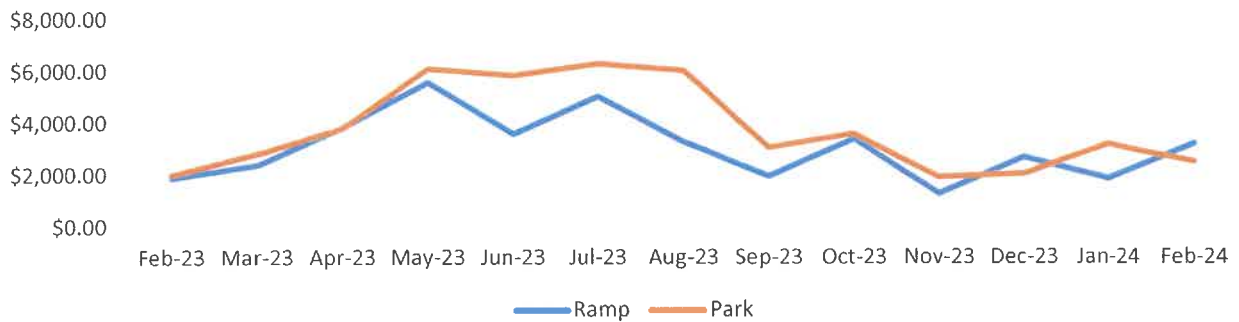
City Marina @ Garrison Bight

- \$124,863 transient, commercial and recreational dockage revenue
- \$81,950 liveaboard dockage revenue
- \$54,075 mooring field revenue
- \$5,627 ramp fees and parking revenue

City Marina at Garrison Bight Revenues



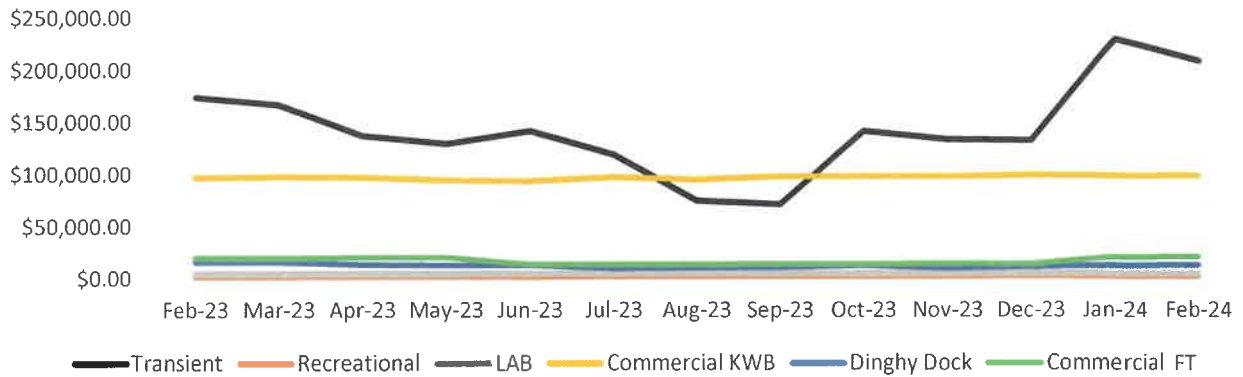
City Marina at Garrison Bight - Ramp / Parking Fees



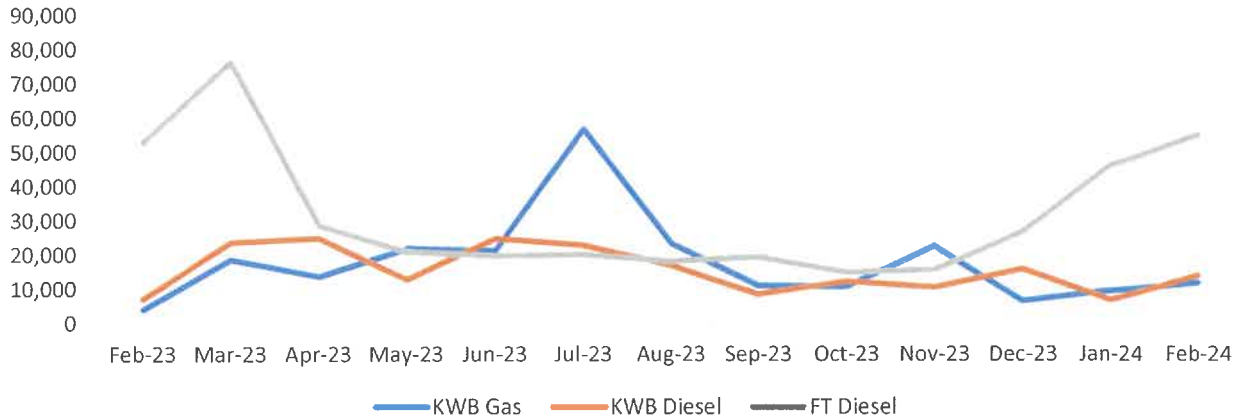
Key West Historic Seaport

- \$349,971 total monthly wet slip revenue
- 11,563 gallons gas sold
- 13,859 gallons diesel sold

Key West Bight & Ferry Terminal Dockage Revenue



Key West Bight & Ferry Terminal Fuel Sales in Gallons



Administrative/ Financial

- Complete March billing – 3.1% CPI increase on account: Conch Tees and Souvenirs dba Pirate Jacks of Key West.
- 3% increase (caped per agreement) Smoked BBQ (City Marina at Garrison Bight)
- GB-Liveaboard dockage transfers: Marlin 26, Cornell to Goodman / Koch. Transfer Fee \$13,600 Sales Price \$340,000
- Completing KWB Commercial Dockage Agreements
- CAM reconciliation balance for 2022/23 billed

