



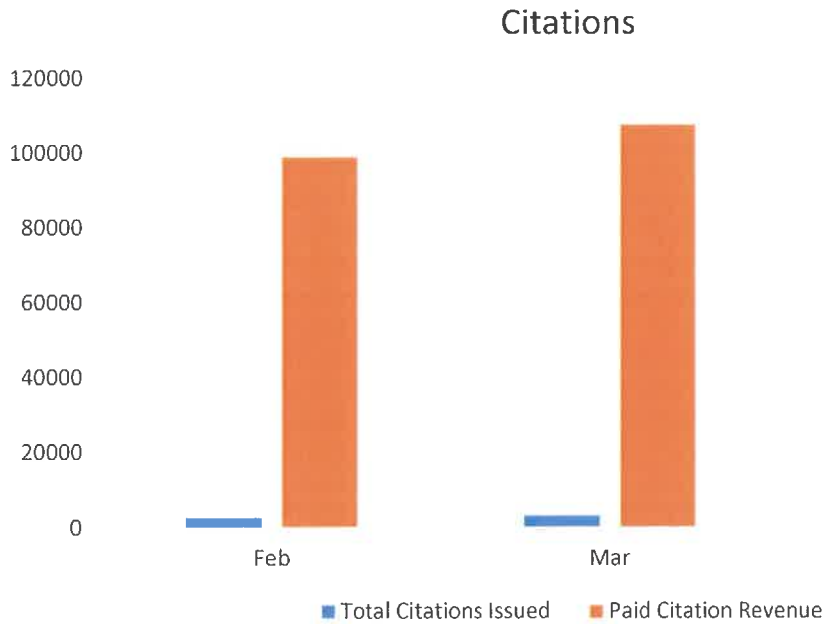
Monthly Parking Division Report

To: Albert P. Childress
City Manager

Date: April 11, 2024

From: John Wilkins
Parking Division Director

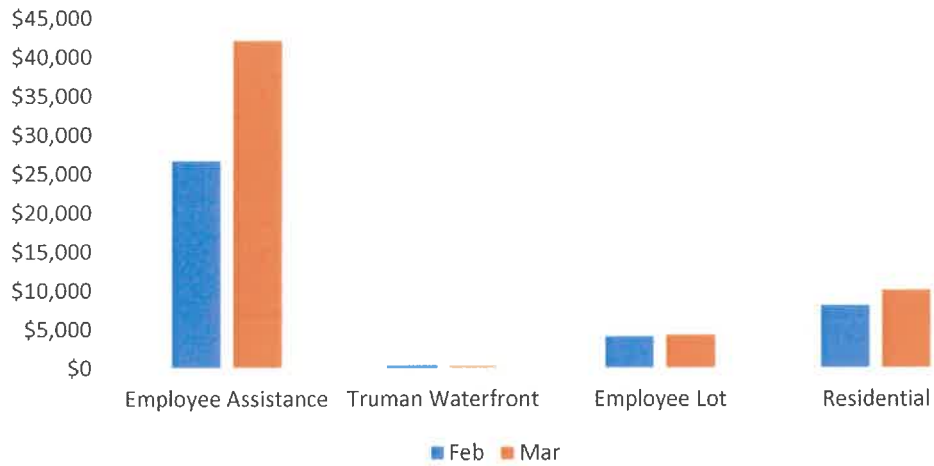
Subject: March 2024 Parking Division Report



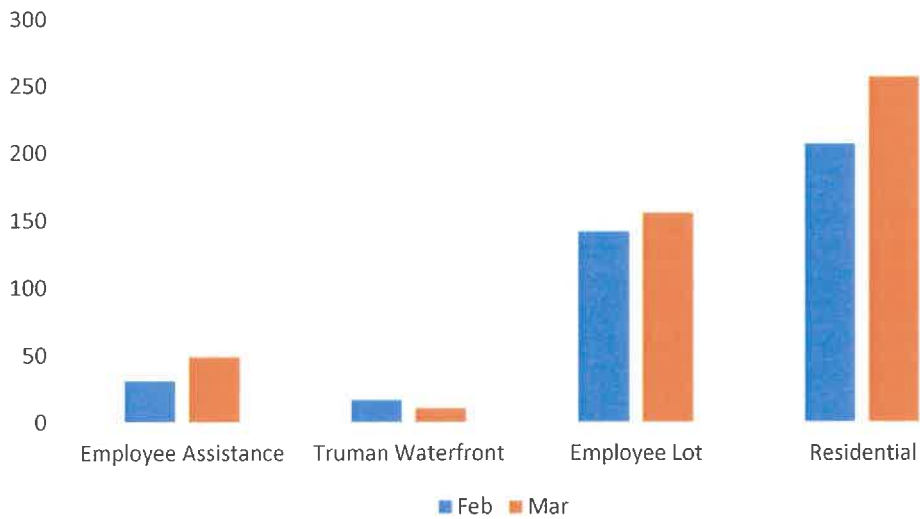
	Total Citations Issued	Paid Citation Revenue
Feb 2024	2593	\$98,820
Mar 2024	3114	\$107,400

	Total Citation Appeals	KWPD Dispatch Calls
Feb 2024	200	310
Mar 2024	202	Not Reported

Parking Permit Revenue



Parking Permits Issued

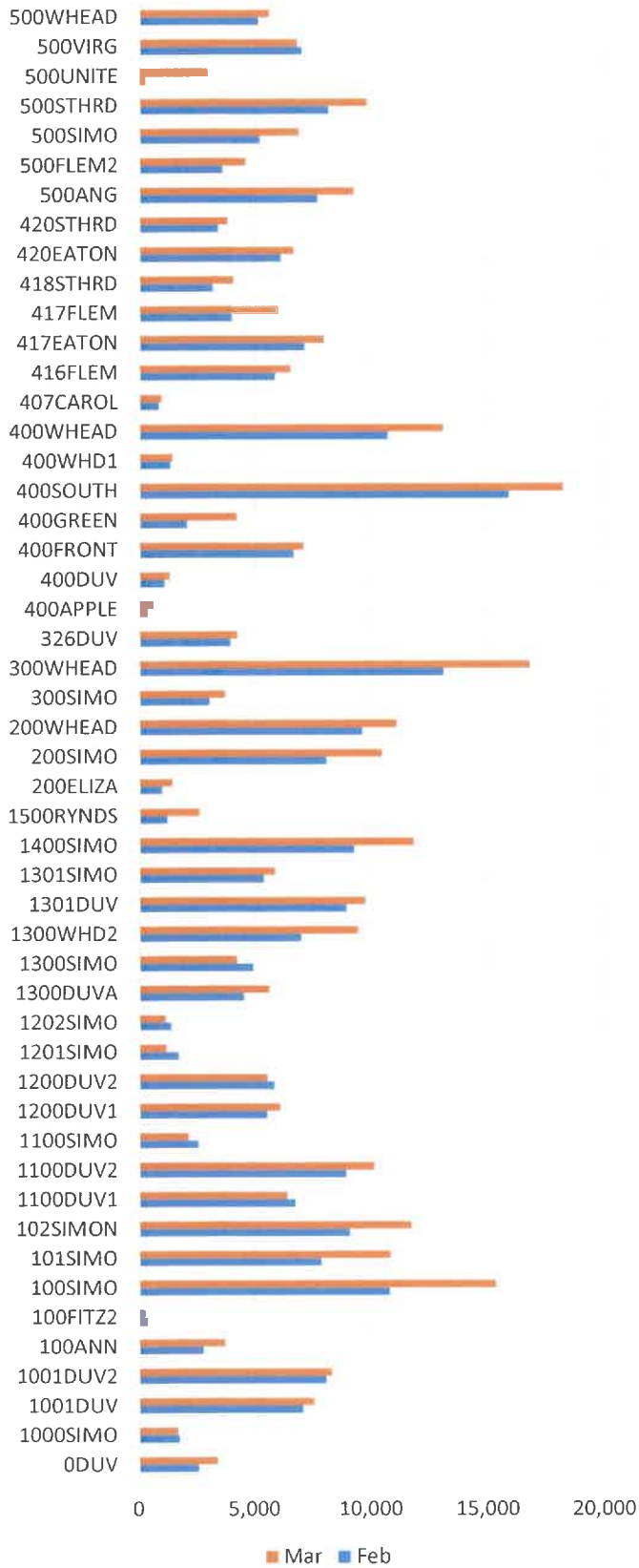


Parking Permits Issued	Feb	Mar
Employee Assistance	31	49
Truman Waterfront	17	11
Employee Lot	142	156
Residential	207	257

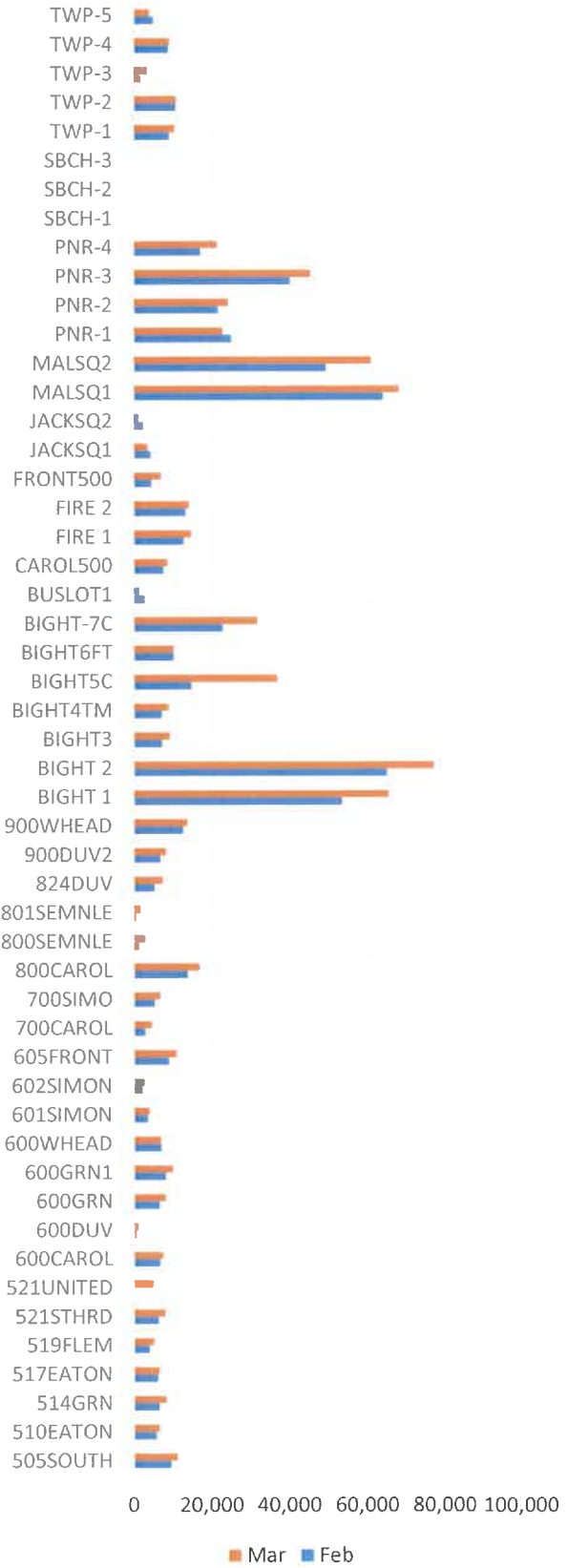
Parking Permit Revenue	Feb	Mar
Employee Assistance	\$26,691	\$42,186
Truman Waterfront	\$476	\$312
Employee Lot	\$4,078	\$4,341
Residential	\$8,099	\$10,056

Temporary ROW Permits	Feb	Mar
Issued	90	95
Revenue	\$4,500	\$4,750

Paystation Revenue



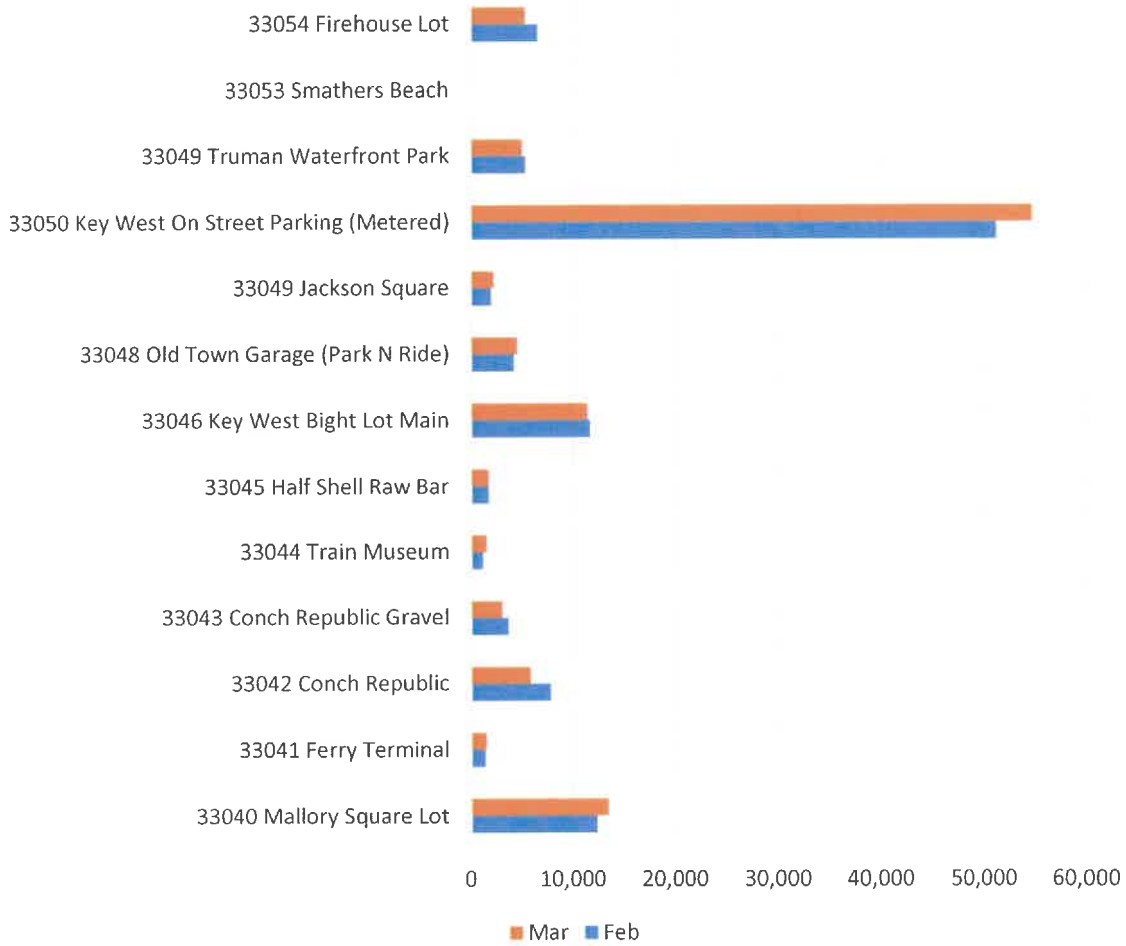
Paystation Revenue



Paystation	Feb	Mar
0DUV	2575.23	3428.38
1000SIMO	1769.30	1711.55
1001DUV	7100.59	7583.83
1001DUV2	8079.44	8334.52
100ANN	2761.48	3740.37
100FITZ2	366.89	288.83
100SIMO	10799.52	15367.13
101SIMO	7874.64	10845.72
102SIMON	9082.76	11741.85
1100DUV1	6748.81	6416.12
1100DUV2	8921.81	10155.62
1100SIMO	2546.18	2131.29
1200DUV1	5510.42	6090.17
1200DUV2	5838.26	5528.48
1201SIMO	1701.05	1197.05
1202SIMO	1386.40	1157.69
1300DUVA	4497.91	5623.53
1300SIMO	4898.36	4232.38
1300WHD2	6995.78	9442.5
1301DUV	8919.57	9760.05
1301SIMO	5361.39	5860.98
1400SIMO	9258.33	11833.78
1500RYNDS	1215.49	2585.85
200ELIZA	992.26	1438.53
200SIMO	8066.57	10484.26
200WHEAD	9596.30	11095.55
300SIMO	3005.62	3698.63
300WHEAD	13092.45	16791.53
326DUV	3926.01	4232.09
400APPLE	354.40	620.9
400DUV	1089.47	1315.09
400FRONT	6646.40	7098.51
400GREEN	2021.12	4197.19
400SOUTH	15897.67	18225.04
400WHD1	1317.06	1429.88
400WHEAD	10700.45	13109.67
407CAROL	847.91	986.79
416FLEM	5837.38	6536.09
417EATON	7127.37	7967.36
417FLEM	3971.84	5979.84
418STHRD	3129.14	4055.66
420EATON	6082.13	6656.51
420STHRD	3357.40	3790.66
500ANG	7670.36	9237.37
500FLEM2	3556.93	4572.96
500SIMO	5179.92	6888.09
500STHRD	8148.23	9822.72
500UNITE	296.64	2903.38
500VIRG	6990.77	6809.54
500WHEAD	5099.30	5575.4

Paystation	Feb	Mar
505SOUTH	9606.93	11242.37
510EATON	5735.86	6617.88
514GRN	6473.16	8317.73
517EATON	6108.25	6625.4
519FLEM	4055.86	5140.09
521STHRD	6295.03	8035.37
521UNITED	270.40	4845.91
600CAROL	6698.41	7555.17
600DUV	777.08	1199.45
600GRN	6516.90	8178.56
600GRN1	8164.04	10032.37
600WHEAD	6972.14	6964.05
601SIMON	3622.18	4148.94
602SIMON	2273.68	2682.74
605FRONT	8956.82	11003.94
700CAROL	2971.61	4588.66
700SIMO	5334.16	6713.59
800CAROL	13901.84	17047.17
800SEMNLE	1407.07	2989.85
801SEMNLE	679.92	1803.35
824DUV	5260.70	7383.03
900DUV2	6775.34	8258.31
900WHEAD	12728.32	13964.88
BIGHT 1	53544.71	65691.31
BIGHT 2	65156.06	77470.45
BIGHT3	7190.09	9310.93
BIGHT4TM	7174.34	8946.18
BIGHT5C	14990.30	37138.25
BIGHT6FT	10232.68	10305.88
BIGHT-7C	22906.55	31940.41
BUSLOT1	2835.00	1575
CAROL500	7546.89	8708.4
FIRE 1	12904.57	14870.95
FIRE 2	13353.66	14343.38
FRONT500	4425.89	6985.06
JACKSQ1	4314.52	3611.93
JACKSQ2	2598.81	1354.39
MALSQ1	64250.85	68483.7
MALSQ2	49429.35	61232.55
PNR-1	25138.05	22997.1
PNR-2	21777.00	24428.25
PNR-3	40415.55	45667.65
PNR-4	17269.35	21588
SBCH-1	0.00	0.00
SBCH-2	0.00	0.00
SBCH-3	0.00	0.00
TWP-1	9078.08	10555.63
TWP-2	10841.88	11049.22
TWP-3	1824.42	3441.43
TWP-4	8893.57	9200.77
TWP-5	4914.07	4097.71

Mobile App Revenue



Zone	Feb	Mar
33040 Mallory Square Lot	\$12,373.00	\$13,506.55
33041 Ferry Terminal	\$1,376.00	\$1,530.80
33042 Conch Republic	\$7,805.00	\$5,871.10
33043 Conch Republic Gravel	\$3,651.00	\$3,087.75
33044 Train Museum	\$1,168.00	\$1,536.50
33045 Half Shell Raw Bar	\$1,737.00	\$1,752.45
33046 Key West Bight Lot Main	\$11,683.00	\$11,470.20
33048 Old Town Garage (Park N Ride)	\$4,185.00	\$4,527.55
33049 Jackson Square	\$1,980.00	\$2,252.35
33050 Key West On Street Parking (Metered)	\$51,371.00	\$54,895.85
33049 Truman Waterfront Park	\$5,317.00	\$5,001.85
33053 Smathers Beach	\$10.00	\$0.15
33054 Firehouse Lot	\$6,511.00	\$5,334.90