

Monthly Building Department Report

To: Brian L. Barroso, City Manager

Date: May 6, 2025

From: Building Department

Subject: April 2025 Building Department Report

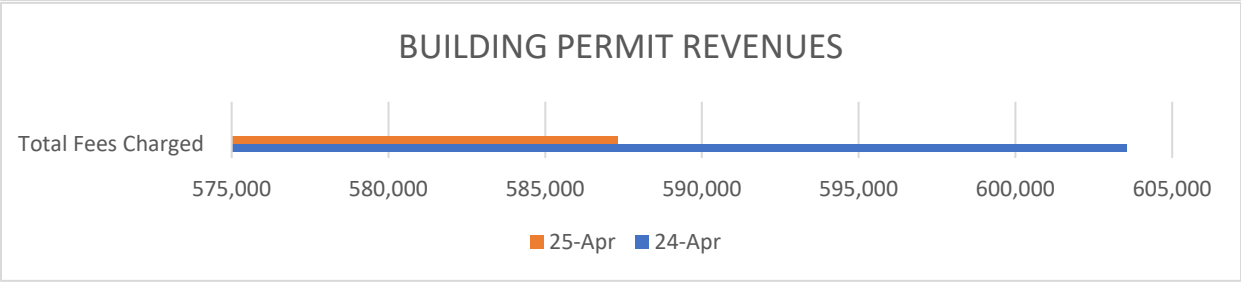
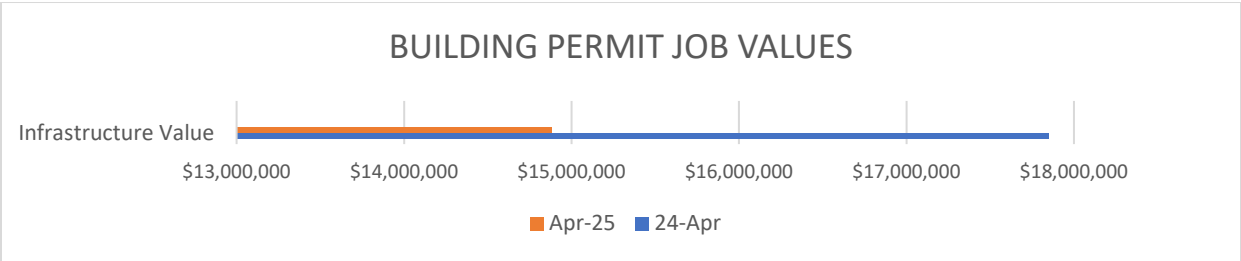
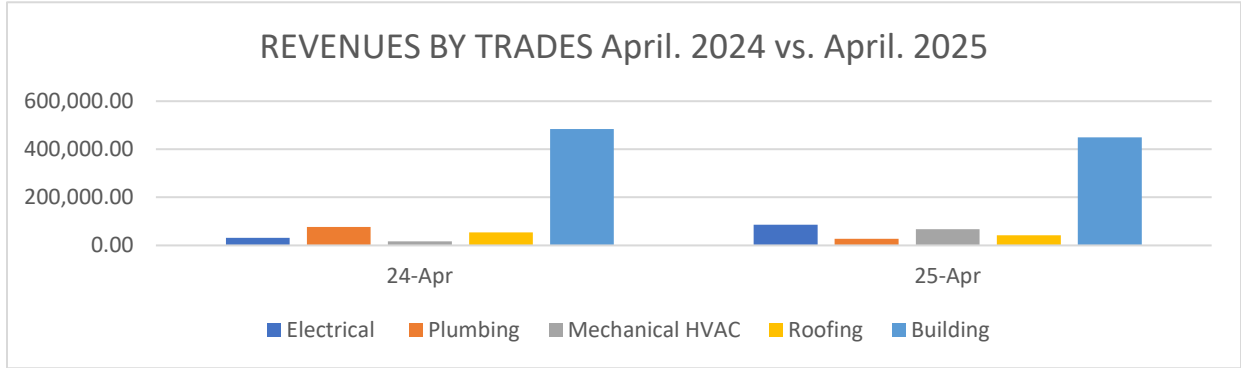
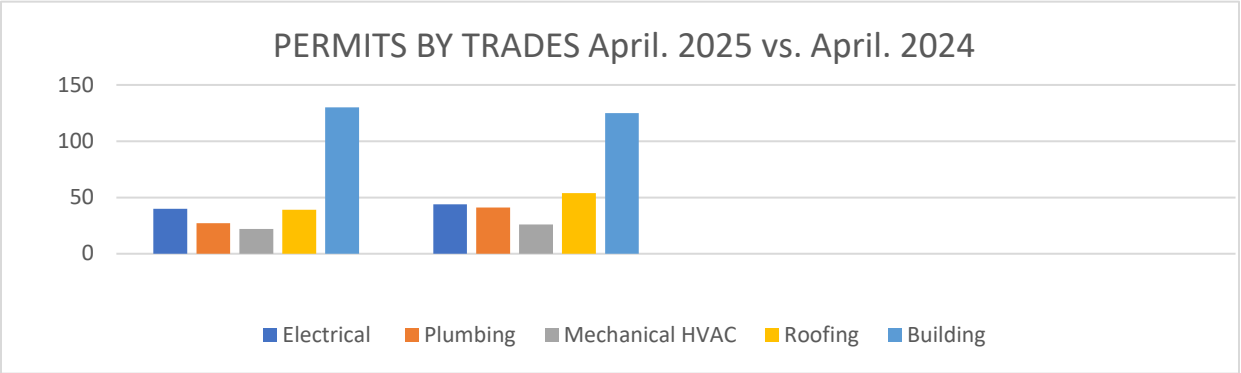
- **Building Permits**

- 328 Permit Applications Received
 - 258 Permits Issued
 - 7 Void/Withdrawn
 - 47 Permits Ready for Pickup
 - 8 Approved w/ Conditions
 - 13 Under Planning/HARC Review
 - 7 Under Building Review
 - 12 Incomplete Applications
 - 42 Under Information Required
 - 129 Permits Completed
- Total permit projects valuations \$34,530,432.01
- Total permit fees charged- \$1,320,369.77
- Total permit fees paid- \$567,119.25
- Total fees pending- \$753,250.52
- 19 Expired permits from 2018 were administratively closed.
- 208 Permits about to expire in May.
 - Email reminders sent to applicants to reinstate permits and request inspections.
 - No restrictions had to be placed on properties for the month of April.
- Outstanding permit fees are \$575,005.57 for 248 permits with status "Ready for Pickup" in the month of April.

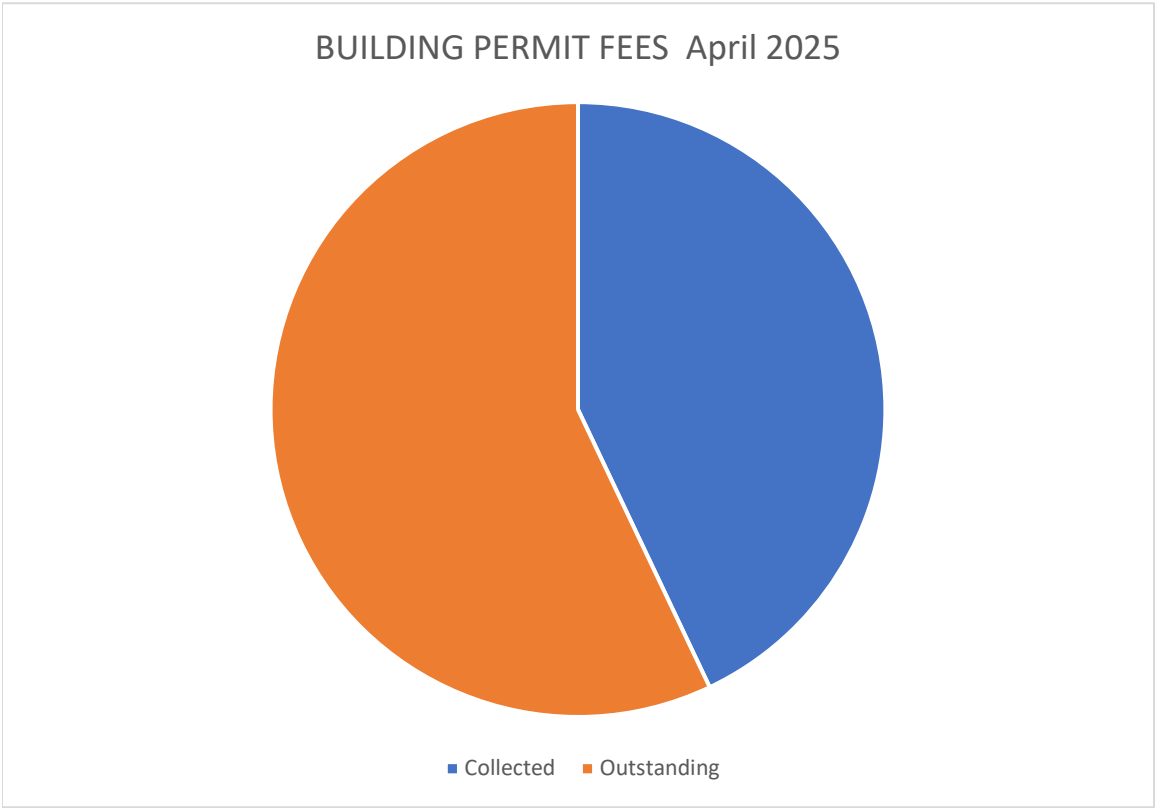
- **Inspections**

- 394 Complete Inspections
 - 167 completed by Private Providers (Owner's Option)
- 441 Inspections requested
 - 344 were approved 13 Partial approved
 - 19 No access
 - 38 disapproved
 - 27 were cancelled

April 2025 vs. April. 2024



DATES	# OF ELECTRICAL	# OF PLUMBING PERMITS	# OF MECHANICAL HVAC	# OF ROOFING PERMITS	# OF BUILDING PERMITS	TOTAL PERMITS	INFRASTRUCTURE VALUE	%	TOTAL FEES CHARGED	%
April 2025	40	27	22	39	130	258	\$14886205.76	-18%	\$587332.93	-2%
April 2024	44	41	26	54	125	290	\$17853171.92		\$603551.38	





Permits Issued - Summary by Type

City of Key West

Date Range Between 4/1/2025 and 4/30/2025

PERMIT TYPE	NUMBER OF PERMITS ISSUED	VALUATION	FEE CHARGED
ALARM SYSTEM	1	\$9,430.64	\$609.67
ASPHALT COATING	1	\$124,000.00	\$5,061.38
CHURCH OTHER RELIGIOUS	1	\$15,000.00	\$622.01
DECK	4	\$50,500.00	\$2,236.52
DEMO OTHER	4	\$23,000.00	\$1,838.55
DEMO PARTIAL	5	\$12,000.00	\$1,199.43
DEMOLITION	3	\$45,500.00	\$3,532.49
ELECTRICAL	39	\$2,327,153.65	\$84,900.10
FENCE	11	\$91,858.19	\$3,046.64
FIRE SPRINKLER SYSTEM	4	\$144,620.00	\$6,476.25
FIRE SUPPRESSION	1	\$9,882.00	\$597.38
FOUNDATION REPAIR	1	\$1,750.00	\$167.13
MECHANICAL HOOD	1	\$1,000.00	\$169.74
MECHANICAL HVAC	21	\$1,721,324.07	\$67,131.83
OTHER STRUCTURE	1	\$2,000.00	\$169.74
PAVERS	1	\$16,915.00	\$135.92
PLUMBING	22	\$451,725.64	\$20,977.42
POOL	7	\$448,400.00	\$20,598.62
POOL RESURFACING	11	\$66,050.00	\$6,431.06
RENOVATION EXTERIOR	52	\$1,901,122.00	\$82,409.13
RENOVATION INTERIOR	20	\$3,694,891.57	\$152,326.93
ROOFING	39	\$964,083.00	\$42,018.92
SEAWALL CONSTRUCTION OR REPAIR	1	\$450,000.00	\$17,119.38
SHED	1	\$10,000.00	\$599.36
SIGN NO ELECTRIC	2	\$1,500.00	\$546.53
SINGLE FAMILY HOME	3	\$2,300,000.00	\$66,158.39
SITE WORK	1	\$4,500.00	\$252.41
Totals:	258	\$14,888,205.76	\$587,332.93

Permits Issued - Summary by Type

City of Key West

Date Range Between 4/1/2024 and 4/30/2024

PERMIT TYPE	NUMBER OF PERMITS ISSUED	VALUATION	FEES CHARGED
ACCESSORY STRUCTURE	1	\$4,000,000.00	\$129,476.00
ADDITION	3	\$476,000.00	\$15,232.68
AWNINGS	2	\$82,500.00	\$3,550.79
DECK	7	\$92,500.00	\$5,785.37
DEMO OTHER	2	\$24,350.00	\$1,137.41
DEMO PARTIAL	2	\$32,500.00	\$1,392.80
DEMO PLUMBING	1	\$800.00	\$128.84
DEMOLITION	1	\$18,000.00	\$735.78
ELECTRIC SOLAR	1	\$45,372.00	\$2,313.57
ELECTRICAL	43	\$1,275,606.54	\$28,573.64
FENCE	13	\$151,313.00	\$4,406.69
FIRE SPRINKLER SYSTEM	3	\$412,477.39	\$17,318.29
FIRE SUPPRESSION	1	\$2,300.00	\$624.55
FOUNDATION REPAIR	2	\$26,500.00	\$1,597.03
FUEL GAS	1	\$2,390.00	\$231.65
GUTTERS	1	\$995.00	\$248.56
MECHANICAL HOOD	1	\$500.00	\$169.74
MECHANICAL HVAC	25	\$929,467.00	\$16,530.81
MULTIFAMILY 3 OR 4	1	\$555,000.00	\$19,637.91
PAVERS	1	\$280,000.00	\$2,822.35
PLUMBING	35	\$1,768,428.50	\$58,833.74
POOL	6	\$333,300.00	\$18,334.26
POOL RESURFACING	10	\$54,550.00	\$5,876.80
RENOVATION EXTERIOR	51	\$2,648,122.96	\$116,041.59
RENOVATION INTERIOR	12	\$604,190.00	\$25,321.86
ROOFING	54	\$1,343,079.25	\$53,525.78
SHED	1	\$2,200.00	\$649.33
SIGN NO ELECTRIC	3	\$4,020.00	\$1,193.40
SIGN WITH ELECTRIC	1	\$450.00	\$397.80
SINGLE FAMILY HOME	4	\$2,678,045.34	\$71,068.01
SLAB	1	\$8,215.00	\$394.35
Totals:	290	\$17,853,171.98	\$603,551.38

Printed: Tuesday, 06 May, 2025