



Monthly Port & Marine Services Department Report

To: Albert P. Childress
City Manager

Date: September 14, 2023

From: Steve McAlearney
Port & Marine Services Director

Subject: August 2023 Port and Marine Services Report

Port (Pier B)

- 13 cruise ship visits
- \$125,285 passenger fee revenue

Cruise Ship Operations



Ferry Terminal

- 15,609 total ferry passengers
- \$24,128 passenger fee revenue
- 19,866 gallons diesel sold

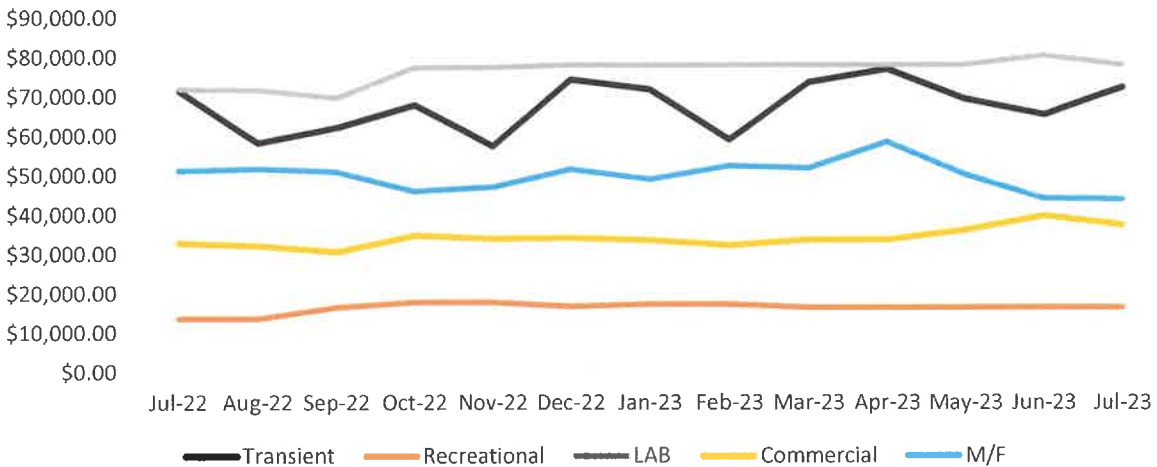
Passenger Count / Ferry Terminal



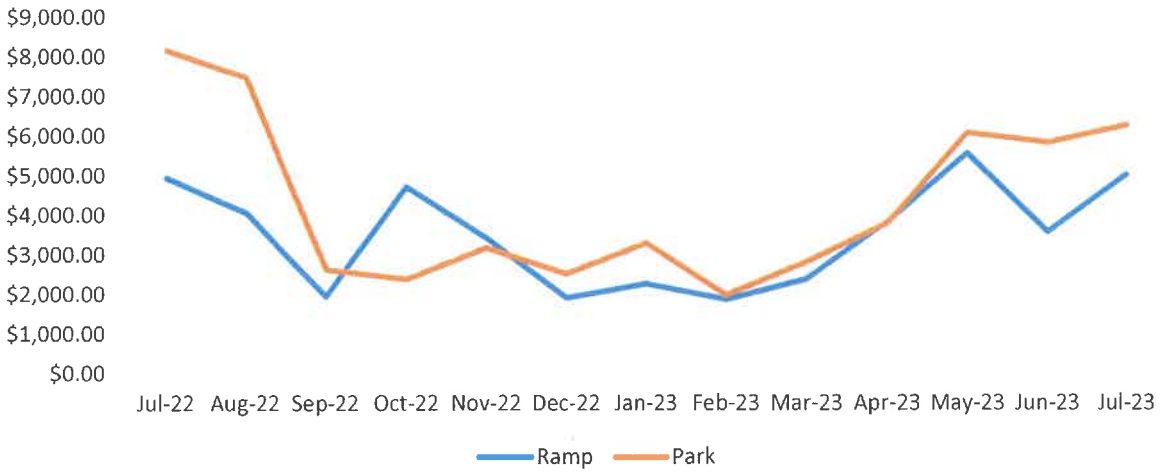
City Marina @ Garrison Bight

- \$125,920 transient (75 slips), commercial (48) and recreational (18) dockage revenue
- \$77,931 liveaboard (109) dockage revenue
- \$43,799 mooring field (149) revenue
- \$11,253 ramp fees and parking revenue

City Marina at Garrison Bight Revenues



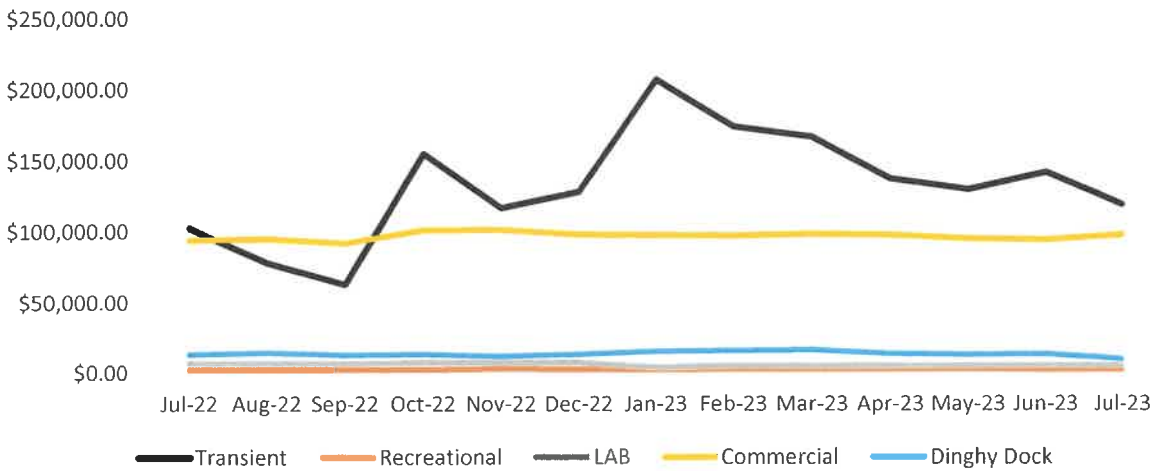
City Marina at Garrison Bight - Ramp / Parking Fees



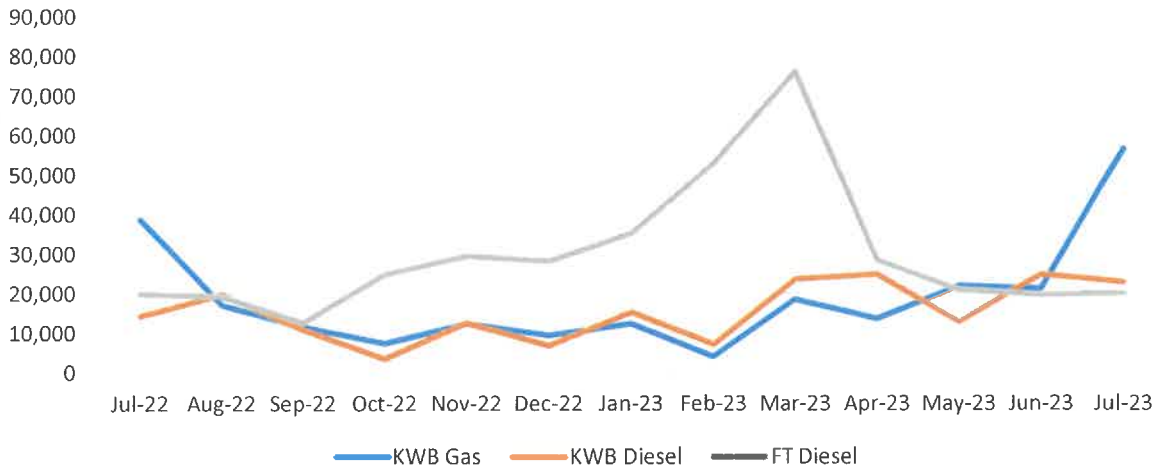
Key West Historic Seaport

- \$248,030 total monthly wet slip revenue
- 56,583 gallons gas sold
- 22,730 gallons diesel sold

Key West Bight & Ferry Terminal Revenue



Key West Bight & Ferry Terminal Fuel Sales in Gallons



Administrative/ Financial

- Completed Aug billing – 3 % CPI increase on accounts: RED Hospitality: 255 Margaret Street and Lazy Way Unit I & J, Key West Bait and Tackle, Captain Quick Dry
- Lease Transfer at City Marina at Garrison Bight: Marlin 9, Sales price \$109,000, transfer fee \$5,000.