



Monthly Building Department Report

To: Albert P. Childress, City Manager
City Manager 

Date: April 11, 2024

From: Raj Ramsingh
Building Department Director

Subject: March 2024 Building Department Report

- **Permits**

- 288 Permit Applications Received
 - 128 Permits Issued
 - 60 Permits Ready for Pickup
 - 7 Permits Approved with Conditions
 - 25 Building Review
 - 35 Information Required
 - 10 HARC Review
 - 9 permits Completed.
 - 14 void
- Total permit projects valuations \$14,867,888
- Total permit fees charged- \$601,938
- Total permit fees paid- \$332,800
- Total fees pending- \$269,138
- 224 Permits finalized.
- 126 Expired permits from 2012 were administratively closed.
- 141 Permits expired in March.
 - Email reminders are sent to applicants to reinstate permits and request inspections.
 - Restrictions were placed on properties with outstanding balances due that were two (2) years or older.
- Outstanding permit fees are \$4,591.45, for permit status "Ready for Pickup" in the month of March.

- **Inspections**

- 677 Complete Inspections
 - 177 completed by Private Providers (Owner's Option)
- 667 Inspections requested.
 - 437 were approved.

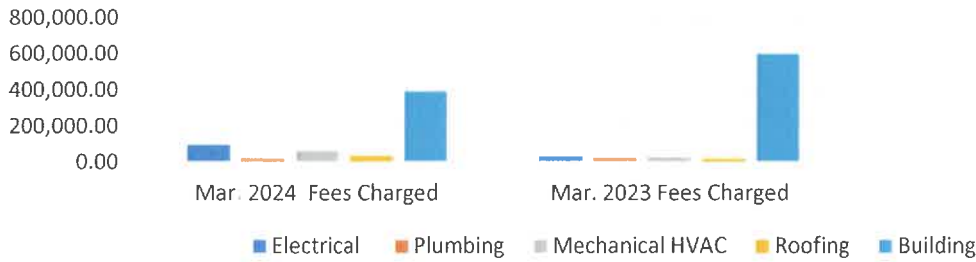
- 23 were cancelled.
- 5 no access given
- 32 Disapproved
- 3 N/A

Mar. 2024 vs. Mar. 2023

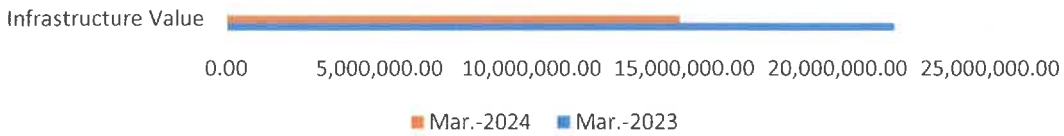
PERMITS BY TRADES Mar. 2024 vs. Mar. 2023



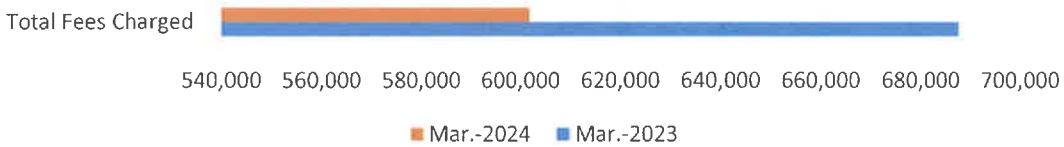
REVENUES BY TRADES Mar. 2024 vs. . 2023



BUILDING PERMIT JOB VALUES

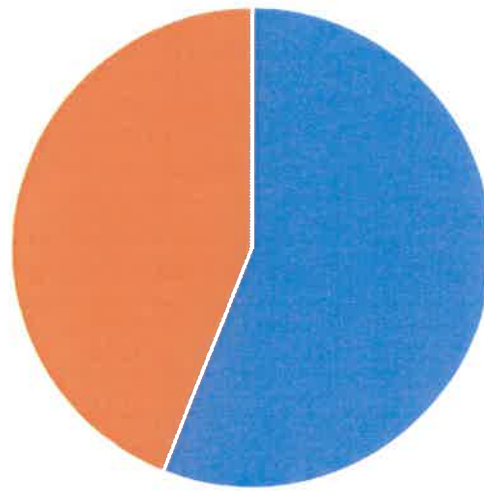


BUILDING PERMIT REVENUES



Totals:										
DATES	# OF ELECTRICAL	# OF PLUMBING PERMITS	# OF MECHANICAL HVAC	# OF ROOFING PERMITS	# OF BUILDING PERMITS	TOTAL PERMITS	INFRASTRUCTURE VALUE		TOTAL FEES CHARGED	
Mar. 2024	43	29	25	38	152	287	\$14,867,888.32	-32%	\$601,937.64	-12%
Mar. 2023	60	30	33	38	189	350	21,875,932.77		\$687,834.49	

February's Outstanding Fee



■ Collected ■ Out Standing



Permits Issued - Summary by Type

City of Key West

Date Range Between 3/1/2024 and 3/31/2024

PERMIT TYPE	NUMBER OF PERMITS ISSUED	VALUATION	FEES CHARGED
ACCESSORY STRUCTURE	2	\$83,080.00	\$3,270.38
ADDITION	3	\$589,553.00	\$18,703.42
ASPHALT COATING	1	\$40,000.00	\$2,088.03
AWNINGS	1	\$2,014.00	\$431.80
CARPORT	1	\$18,000.00	\$513.25
DECK	4	\$86,930.00	\$4,756.96
DEMO PARTIAL	2	\$221,900.00	\$6,997.89
DEMOLITION	3	\$215,000.00	\$13,513.88
DOCK	1	\$180,503.00	\$7,749.75
ELECTRIC SOLAR	1	\$25,000.00	\$1,041.26
ELECTRICAL	40	\$2,270,920.92	\$90,157.13
FENCE	14	\$143,150.00	\$5,072.91
FIRE SPRINKLER SYSTEM	4	\$479,112.50	\$19,406.17
HARC	12	\$145,300.00	\$959.67
MECHANICAL HVAC	25	\$1,561,366.83	\$63,098.41
OTHER STRUCTURE	2	\$782,339.80	\$30,709.33
PAVERS	1	\$5,000.00	\$243.87
PLUMBING	29	\$444,475.00	\$20,299.85
POOL	5	\$233,609.00	\$8,711.84
POOL RESURFACING	3	\$149,250.00	\$1,879.72
RENOVATION EXTERIOR	66	\$2,528,750.36	\$114,159.98
RENOVATION INTERIOR	19	\$1,144,208.64	\$43,635.48
ROOFING	38	\$657,245.00	\$34,605.38
SEAWALL CONSTRUCTION OR REPAIR	1	\$2,100,000.00	\$88,648.09
SHUTTERS	1	\$2,153.00	\$174.00
SIGN NO ELECTRIC	3	\$3,628.00	\$1,238.69
SIGN WITH ELECTRIC	2	\$39,450.00	\$2,305.30
SINGLE FAMILY HOME	2	\$707,949.27	\$17,199.70
SLAB	1	\$8,000.00	\$365.50
Totals:	287	\$14,867,888.32	\$601,937.64





Permits Issued - Summary by Type

City of Key West

Date Range Between 3/1/2023 and 3/31/2023

PERMIT TYPE	NUMBER OF PERMITS ISSUED	VALUATION	FEE CHARGED
ACCESSORY STRUCTURE	4	\$381,950.00	\$14,127.46
ADDITION	1	\$20,000.00	\$886.65
ASPHALT COATING	1	\$5,000.00	\$378.07
AWNINGS	1	\$11,000.00	\$606.91
CERTIFICATE ONLY	1	\$0.00	\$204.50
DECK	9	\$133,100.00	\$6,054.29
DEMO OTHER	5	\$46,300.00	\$2,481.43
DEMO PARTIAL	3	\$11,550.00	\$1,134.14
DOCK	2	\$78,610.00	\$2,526.51
ELECTRIC SOLAR	1	\$29,616.65	\$916.53
ELECTRICAL	58	\$699,005.00	\$24,968.48
FENCE	17	\$123,688.00	\$3,455.71
FIRE SPRINKLER SYSTEM	3	\$268,807.77	\$11,804.17
FUEL GAS	6	\$15,670.00	\$1,359.80
GUTTERS	1	\$2,400.00	\$259.73
HARC	19	\$281,000.00	\$1,146.75
HURRICANE REPAIR	2	\$30,000.00	\$892.40
MECHANICAL HVAC	33	\$756,558.55	\$25,212.16
MULTIFAMILY 5 OR MORE	1	\$7,743,000.00	\$272,198.77
PAVERS	1	\$8,170.00	\$483.28
PLUMBING	30	\$621,258.00	\$19,770.11
POOL	10	\$596,100.00	\$11,014.18
POOL RESURFACING	6	\$32,050.00	\$1,334.70
RENOVATION EXTERIOR	59	\$4,365,384.80	\$134,590.07
RENOVATION INTERIOR	30	\$2,760,258.00	\$85,351.69
ROOFING	38	\$1,025,556.00	\$18,321.23
SHUTTERS	1	\$5,000.00	\$338.11
SIGN NO ELECTRIC	2	\$2,450.00	\$723.65
SIGN WITH ELECTRIC	1	\$2,450.00	\$188.01
SINGLE FAMILY HOME	3	\$1,800,000.00	\$44,206.87
SLAB	1	\$20,000.00	\$898.13
Totals:	350	\$21,875,932.77	\$687,834.49

