



# Monthly Building Department Report

---

**To:** Brian L. Barroso, City Manager

**Date:** April 7, 2025

**From:** Raj Ramsingh; Building Department Director

**Subject:** March 2025 Building Department Report

---

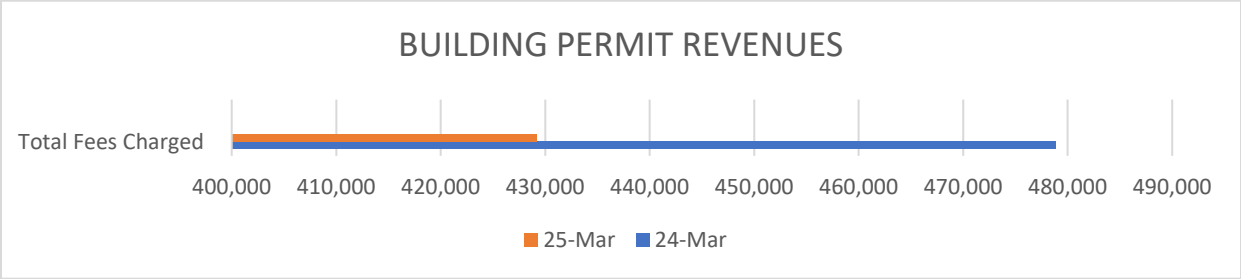
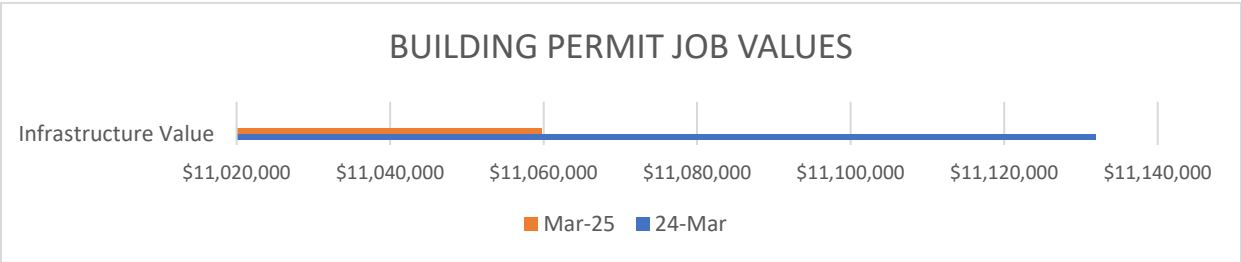
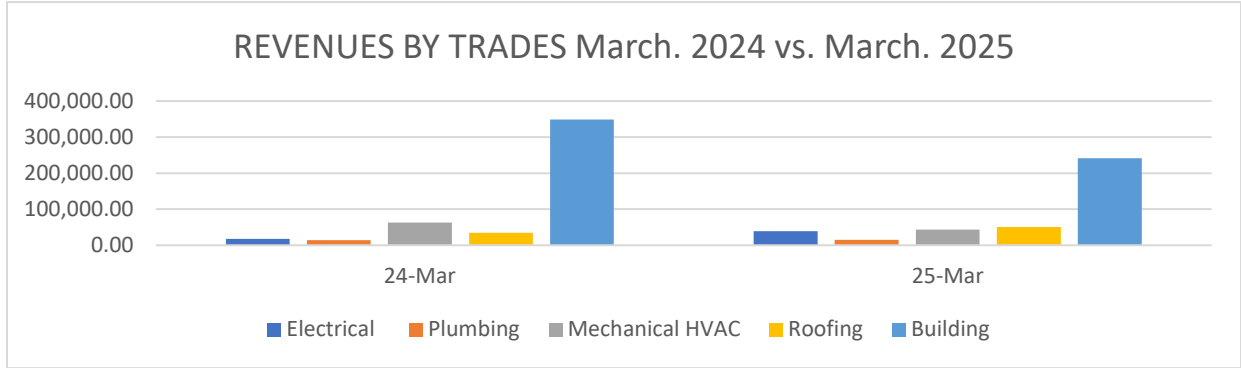
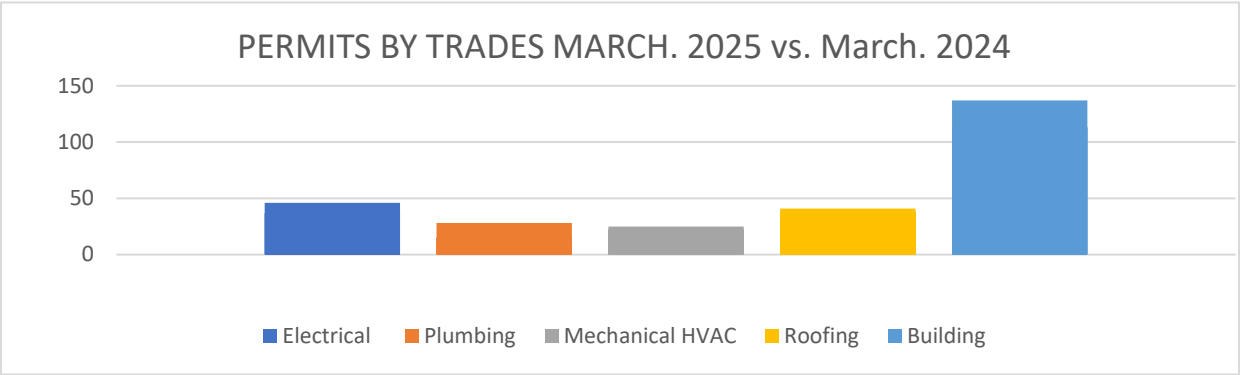
- **Permits**

- 332 Permit Applications Received
  - 239 Permits Issued
    - 1 Void/withdrawn
  - 62 Permits Ready for Pickup
    - 8 Approved w/condition
    - 7 Planning/HARC Review
  - 12 Building Review
  - 19 Incomplete Applications
  - 26 Information Required
  - 135 Permits Completed
- Total permit projects valuations \$10,187,989.22
- Total permit fees charged- \$345,887.26
- Total permit fees paid- \$152,915.54
- Total fees pending- \$192,971.76
- 19 Expired permits from 2018 were administratively closed.
- 200 Permits about to expire in April.
  - Email reminders sent to applicants to reinstate permits and request inspections.
  - No restrictions had to be placed on properties for the month of March.
- Outstanding permit fees are \$483,792.83 for 105 permits with status "Ready for Pickup" in the month of March.

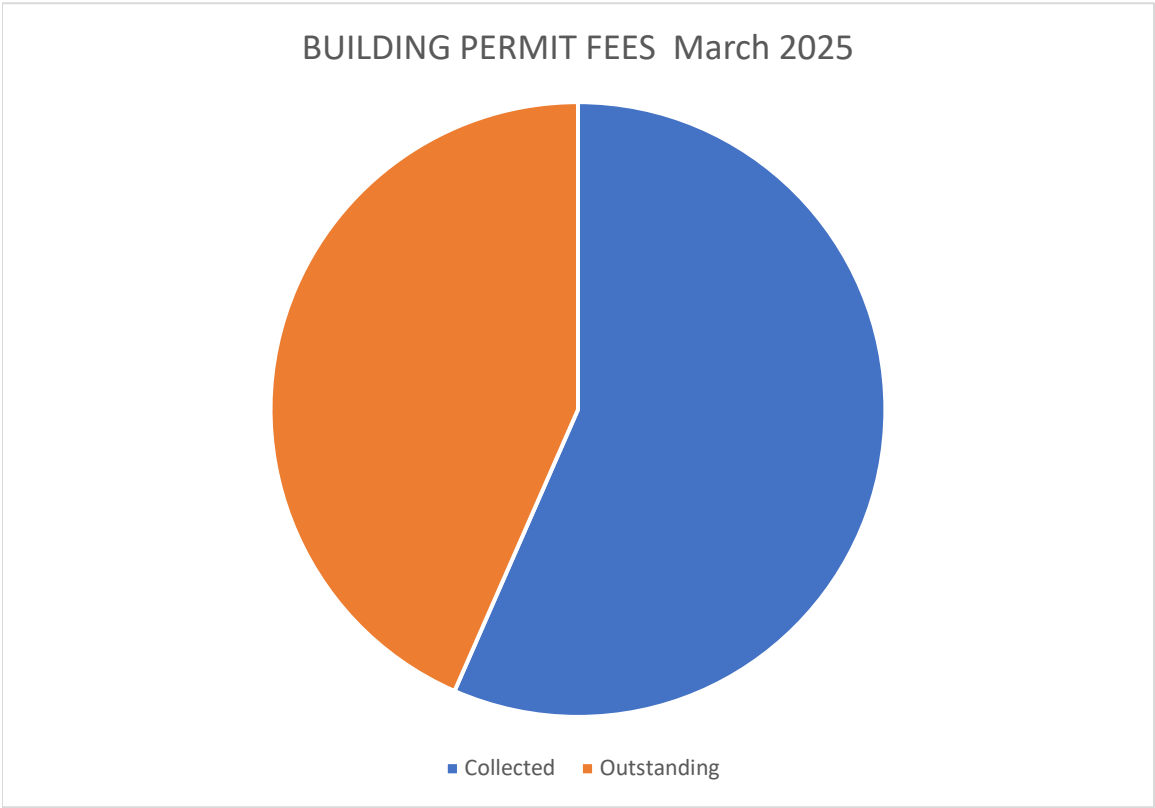
- **Inspections**

- 387 Complete Inspections
  - 180 completed by Private Providers (Owner's Option)
- 415 Inspections requested
  - 365 were approved
    - 12 No access
    - 22 disapproved
  - 16 were cancelled

# March 2025 vs. March. 2024



DATES	# OF ELECTRICAL	# OF PLUMBING PERMITS	# OF MECHANICAL HVAC	# OF ROOFING PERMITS	# OF BUILDING PERMITS	TOTAL PERMITS	INFRASTRUCTURE VALUE	%	TOTAL FEES CHARGED	%
March 2025	48	15	22	41	113	239	\$11,059,781.15	-.006%	\$428,912.64	-10%
March 2024	37	28	25	38	137	265	\$11,131,995.48		\$478,859.42	





## Permits Issued - Summary by Type

City of Key West

Date Range Between 3/1/2025 and 3/31/2025

PERMIT TYPE	NUMBER OF PERMITS ISSUED	VALUATION	FEES CHARGED
ACCESSORY STRUCTURE	1	\$150,000.00	\$4,196.88
ALARM SYSTEM	1	\$4,500.00	\$421.12
ASPHALT COATING	1	\$90,000.00	\$1,939.69
AWNINGS	1	\$29,000.00	\$1,696.74
CERTIFICATE ONLY	2	\$0.00	\$125.00
COMMERCIAL STRUCTURE NEW	1	\$750,000.00	\$23,726.63
DECK	6	\$75,300.00	\$4,580.49
DEMO PARTIAL	5	\$26,520.00	\$1,938.65
DEMOLITION	1	\$9,000.00	\$403.23
ELECTRIC SOLAR	1	\$64,900.00	\$2,614.56
ELECTRICAL	45	\$859,573.00	\$38,641.74
FENCE	9	\$55,985.65	\$3,083.30
FIRE SPRINKLER SYSTEM	5	\$491,003.28	\$20,905.56
FOUNDATION	1	\$23,070.00	\$1,405.75
FOUNDATION REPAIR	1	\$47,800.00	\$2,468.88
MECHANICAL HVAC	22	\$962,141.50	\$43,732.12
OTHER STRUCTURE	1	\$201,376.00	\$7,713.34
PLUMBING	15	\$328,760.00	\$15,123.78
POOL	2	\$67,850.00	\$3,058.97
POOL RESURFACING	4	\$48,450.00	\$2,364.91
RENOVATION EXTERIOR	50	\$2,120,942.22	\$100,296.26
RENOVATION INTERIOR	17	\$704,730.00	\$29,038.23
ROOFING	41	\$1,160,429.50	\$50,339.06
SIGN NO ELECTRIC	1	\$500.00	\$393.07
SIGN WITH ELECTRIC	2	\$47,450.00	\$2,625.02
SINGLE FAMILY HOME	2	\$1,743,000.00	\$63,134.49
SITE WORK	1	\$997,500.00	\$2,945.17
<b>Totals:</b>	<b>239</b>	<b>\$11,059,781.15</b>	<b>\$428,912.64</b>



## Permits Issued - Summary by Type

City of Key West

Date Range Between 3/1/2024 and 3/31/2024

PERMIT TYPE	NUMBER OF PERMITS ISSUED	VALUATION	FEE CHARGED
⊕ ACCESSORY STRUCTURE	2	\$83,080.00	\$3,270.38
⊕ ADDITION	2	\$404,553.00	\$12,469.37
⊕ ASPHALT COATING	1	\$40,000.00	\$2,088.03
⊕ AWNINGS	1	\$2,014.00	\$431.80
⊕ CARPORT	1	\$18,000.00	\$513.25
⊕ DECK	4	\$86,930.00	\$5,039.98
⊕ DEMO PARTIAL	2	\$221,900.00	\$6,997.89
⊕ DEMOLITION	3	\$215,000.00	\$13,513.88
⊕ DOCK	1	\$180,503.00	\$7,922.97
⊕ ELECTRIC SOLAR	1	\$25,000.00	\$1,041.26
⊕ ELECTRICAL	36	\$328,320.92	\$17,077.12
⊕ FENCE	14	\$143,150.00	\$5,260.19
⊕ FIRE SPRINKLER SYSTEM	2	\$52,476.00	\$2,378.85
⊕ MECHANICAL HVAC	25	\$1,561,366.83	\$62,825.18
⊕ OTHER STRUCTURE	2	\$782,339.80	\$31,273.40
⊕ PAVERS	1	\$5,000.00	\$243.87
⊕ PLUMBING	28	\$303,625.00	\$14,596.30
⊕ POOL	5	\$233,609.00	\$9,032.32
⊕ POOL RESURFACING	3	\$149,250.00	\$1,879.72
⊕ RENOVATION EXTERIOR	65	\$2,309,639.36	\$108,129.11
⊕ RENOVATION INTERIOR	19	\$1,144,208.64	\$44,057.34
⊕ ROOFING	38	\$649,145.00	\$34,269.59
⊕ SEAWALL CONSTRUCTION OR REPAIR	1	\$2,100,000.00	\$88,860.19
⊕ SHUTTERS	1	\$2,153.00	\$174.00
⊕ SIGN NO ELECTRIC	3	\$3,628.00	\$1,238.69
⊕ SIGN WITH ELECTRIC	2	\$39,450.00	\$2,305.30
⊕ SINGLE FAMILY HOME	1	\$39,653.93	\$1,603.94
⊕ SLAB	1	\$8,000.00	\$365.50
<b>Totals:</b>	<b>265</b>	<b>\$11,131,995.48</b>	<b>\$478,859.42</b>

Printed: Friday, 04 April, 2025

