

GUARDRAIL REPLACEMENT

WHITE STREET PIER

KEY WEST, FLORIDA

SITE DATA

ZONING DISTRICT: PS
FLOOD ZONE: VE 12 / VE 13
F.I.R.M. - COMMUNITY #120168; PANEL #1516; SUFFIX "K"; DATED: 02-18-2005
LEGAL DESCRIPTION: KW PT OF TRACTS 27 & 31 & BAY BOTTOM LANDS

DESIGN DATA


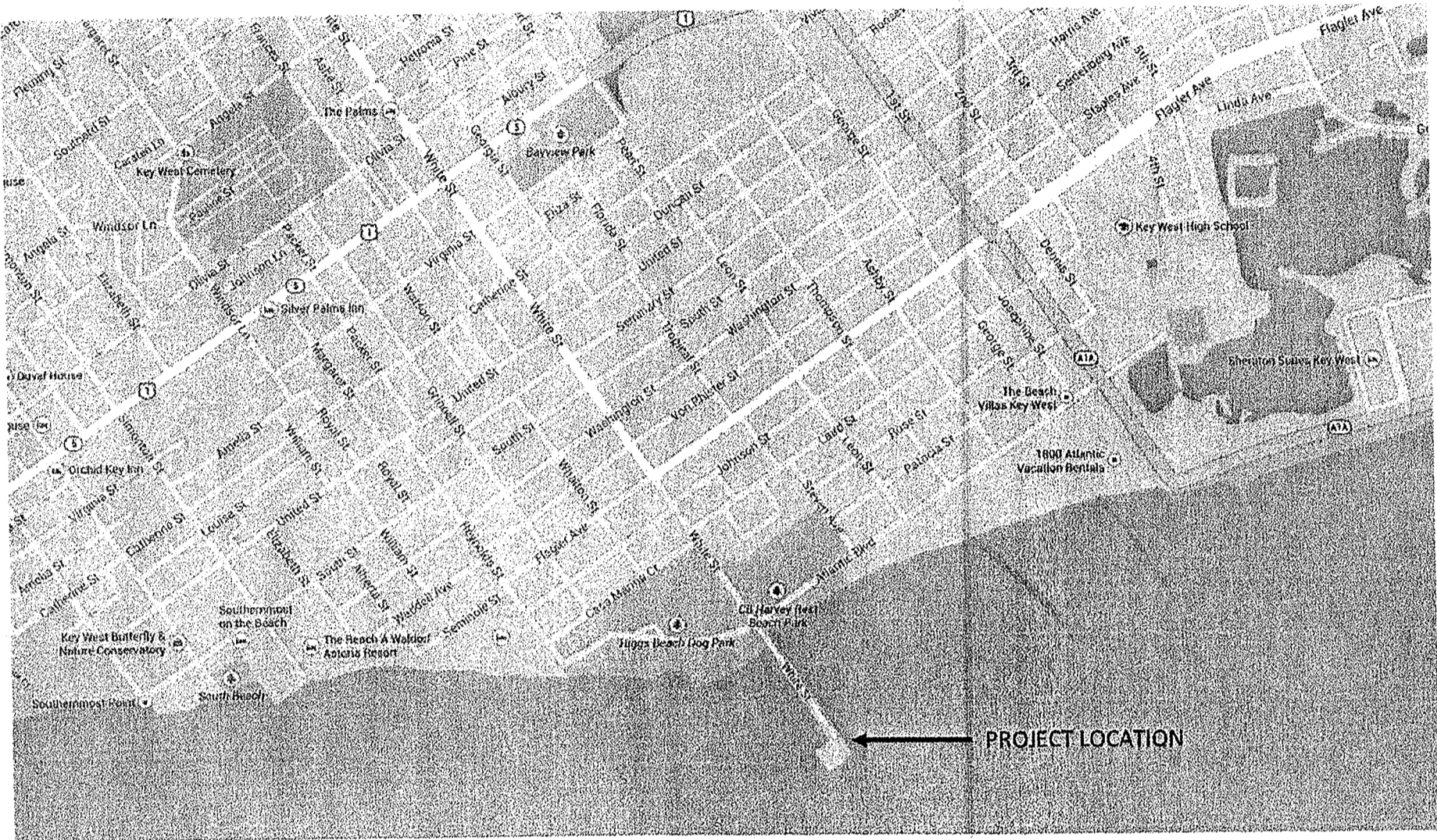
THE WORK DEPICTED HEREIN WAS DESIGNED TO MEET THE REQUIREMENTS OF THE 2010 FLORIDA BUILDING CODE WITH 2012 SUPPLEMENTS.
THE WORK DEPICTED HEREIN WILL NOT YIELD ADDITIONAL IMPERVIOUS COVERAGE
OCCUPANCY CLASSIFICATION: A-5
CONSTRUCTION TYPE: V
THE FOLLOWING LOADINGS WERE USED:
WIND LOAD: 180 MPH (ASCE 7-10) EXPOSURE D

INDEX OF DRAWINGS

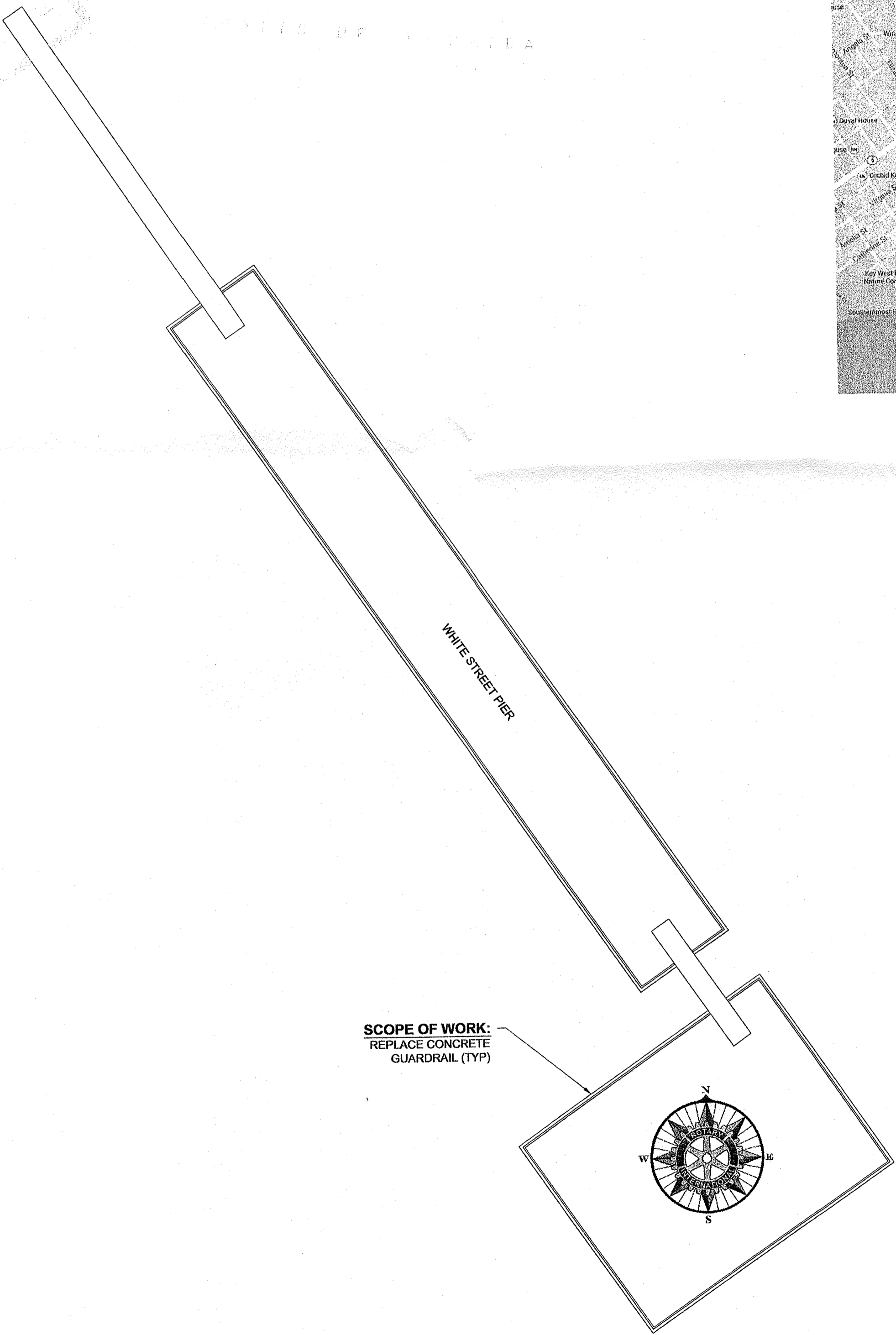
T-1 - SITE DATA AND SITE PLAN
S-1 - REPAIR & REPLACEMENT LOCATIONS & GUARDRAIL REPLACEMENT DETAILS

GENERAL NOTES

1. THESE PLANS ARE FOR THE WORK AT THE LOCATION SO DESIGNATED HEREIN.
2. THE CONTRACTOR SHALL PROVIDE ALL MATERIAL, LABOR, EQUIPMENT AND SUPERVISION NECESSARY TO PROVIDE THE WORK COMPLETE AND READY FOR USE.
3. THERE SHALL BE NO DEVIATION FROM THESE PLANS WITHOUT PRIOR APPROVAL FROM THE ENGINEER OF RECORD.
4. THE CONTRACTOR SHALL VISIT THE SITE AND BECOME FAMILIAR WITH EXISTING CONDITIONS BEFORE BID. CHECK AND VERIFY ALL DIMENSIONS AND CONDITIONS OF THE WORK SITE AND REPORT ANY DISCREPANCIES, DIFFERENCES OR CONDITIONS THAT ARE UNSATISFACTORY OR UNSAFE.
5. NOTIFY THE ENGINEER OF RECORD IMMEDIATELY OF ANY DISCREPANCIES, DIFFERENCES, UNSATISFACTORY OR UNSAFE CONDITIONS. ANY MODIFICATIONS OR CHANGES MADE WITHOUT PRIOR WRITTEN APPROVAL FROM THE OWNER AND ENGINEER OF RECORD SHALL NOT BE ALLOWED. ANY REWORK, RESTORATION OR OTHER IMPACT AS A RESULT OF NOT OBTAINING SUCH PRIOR APPROVAL WILL BE MADE BY THE CONTRACTOR WITHOUT ADDITIONAL COST OR COMPENSATION FROM THE OWNER.
6. THE CONTRACTOR SHALL PROVIDE FOR THE SAFETY, PREVENTION OF INJURY OR OTHER LOSS AT THE JOB TO ALL PERSONS EMPLOYED IN THE WORK, PERSONS VISITING THE WORK AND THE GENERAL PUBLIC. THE CONTRACTOR SHALL ALSO BE RESPONSIBLE FOR THE PREVENTION OF DAMAGE, DUE TO THE WORK, TO MATERIALS OR EQUIPMENT AND OTHER PROPERTY AT THE SITE OR ADJACENT THERETO.
7. NO RESEARCH AS TO THE PRESENCE OF UNDERGROUND UTILITIES HAS BEEN INCLUDED ON OR PERFORMED FOR THIS PROJECT. CONTRACTOR SHALL BE RESPONSIBLE FOR CALLING SUNSHINE UTILITY LOCATE SERVICE PRIOR TO ANY CONSTRUCTION WITHIN ANY PUBLIC RIGHT-OF-WAY OR OTHER AREAS WHERE UNDERGROUND UTILITIES MAY BE PRESENT (I.E. IN AND AROUND UTILITY EASEMENTS, ETC.)
8. THE GENERAL CONTRACTOR SHALL PROVIDE AN ON-SITE DUMPSTER IN A LOCATION COORDINATED WITH THE OWNER FOR THE DISPOSAL OF REMOVED MATERIAL AND CONSTRUCTION DEBRIS. THE DUMPSTER SHALL BE EMPTIED AT APPROPRIATE INTERVALS TO PREVENT OVERFLOW AND UNSIGHTLY CONDITIONS.
9. THE CONTRACTOR SHALL PERFORM ALL WORK IN STRICT CONFORMANCE WITH THE PLANS, 2010 FLORIDA BUILDING CODE, LOCAL CODES AND ORDINANCES, MANUFACTURER RECOMMENDATIONS AND ACCEPTABLE TRADE PRACTICES. ANY CONFLICT BETWEEN THESE REQUIREMENTS AND THE MOST STRINGENT REQUIREMENTS SHALL GOVERN THE WORK.
10. SHOP DRAWINGS OF ALL PREFABRICATED STRUCTURAL FLOOR AND ROOF SYSTEMS AND MECHANICAL SYSTEMS SHALL BEAR THE SEAL OF A FLORIDA PROFESSIONAL ENGINEER AS REQUIRED BY THE 2010 FLORIDA BUILDING CODE AND SHALL BE SUBMITTED TO THE ENGINEER OF RECORD BY THE CONTRACTOR FOR APPROVAL PRIOR TO FABRICATION AND INSTALLATION.
11. THE CONTRACTOR SHALL NOT SCALE DRAWINGS. ANY INFORMATION THAT THE CONTRACTOR CANNOT OBTAIN FROM DIMENSIONS, DETAIL OR SCHEDULE SHALL BE OBTAINED FROM THE ENGINEER OF RECORD.
12. THE CONTRACTOR SHALL COORDINATE THE WORK OF ALL TRADES TO PREVENT ANY CONFLICTS.
13. THE CONTRACTOR SHALL FURNISH ALL SUBCONTRACTORS WITH A COMPLETE SET OF PLANS. ALL CHANGES SHALL BE NOTED ON THE DRAWINGS AND (2) COMPLETE AS-BUILT SETS SHALL BE DELIVERED TO THE OWNER AFTER COMPLETION OF WORK.



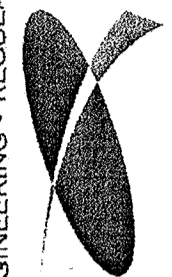
LOCATION MAP



1
T-1

SITE PLAN

SCALE: 1" = 60'-0"



**PEREZ ENGINEERING
& DEVELOPMENT, INC.**

CERTIFICATE OF AUTHORIZATION NO. 8579
KEY WEST OFFICE
1010 EAST KEY WEST DRIVE, SUITE 201
KEY WEST, FLORIDA 33040
TEL: (305) 293-9440 FAX: (305) 296-0243

ALLEN E. PEREZ, P.E.
F00089 E. NO. 54488
May 18, 2014
5/18/14


REVISIONS:	ORIGINAL:
1	
2	
3	
4	
5	
6	

GUARDRAIL REPLACEMENT
WHITE STREET PIER
KEY WEST, FL 33040

CITY OF KEY WEST
WHITE STREET PIER
KEY WEST, FL 33040

JOB NO.	141028
DRAWN	BTB
DESIGNED	BTB
CHECKED	AEP
QC	
SHEET	

T-1

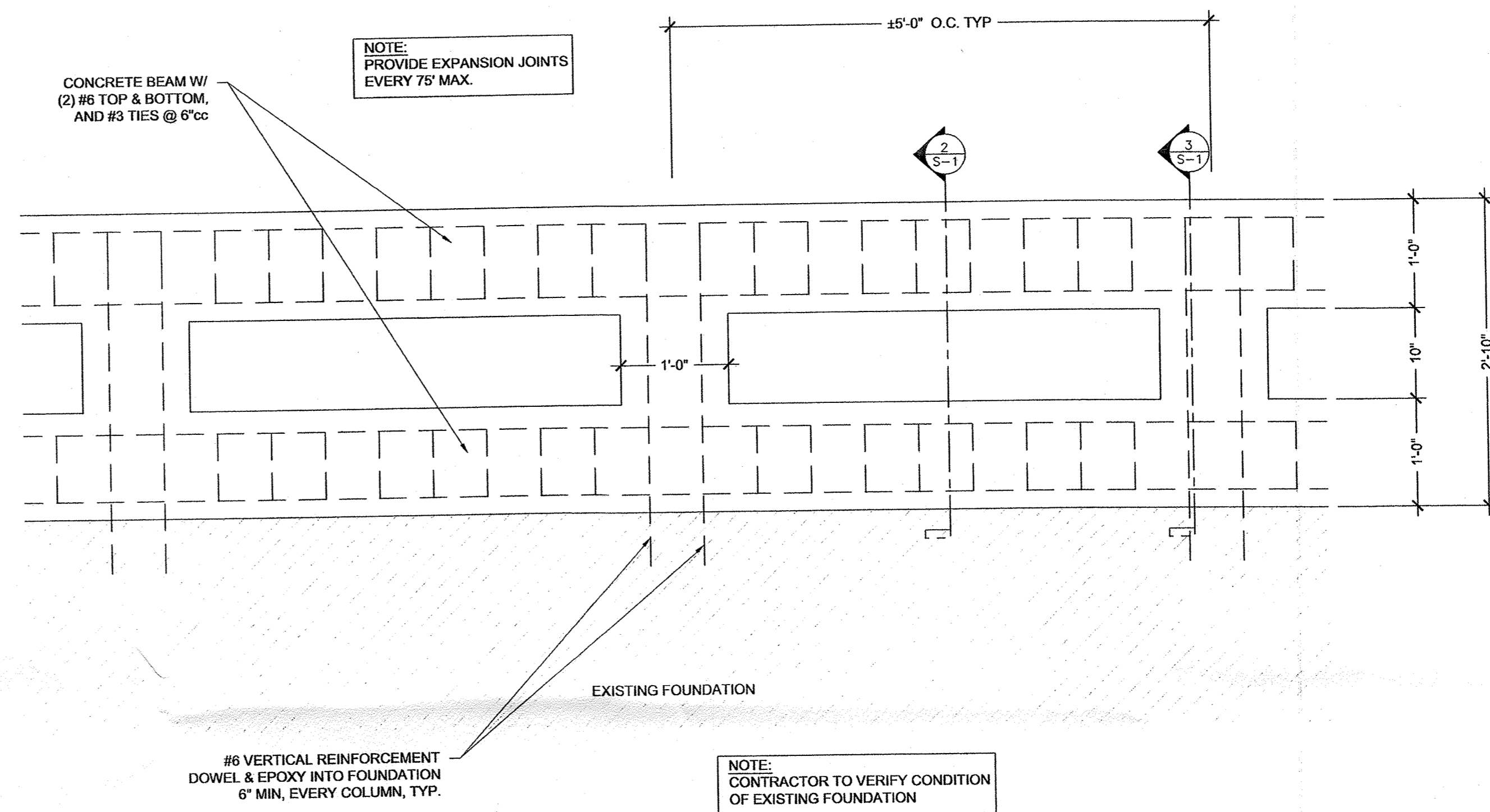


GUARDRAIL REPLACEMENT PLAN

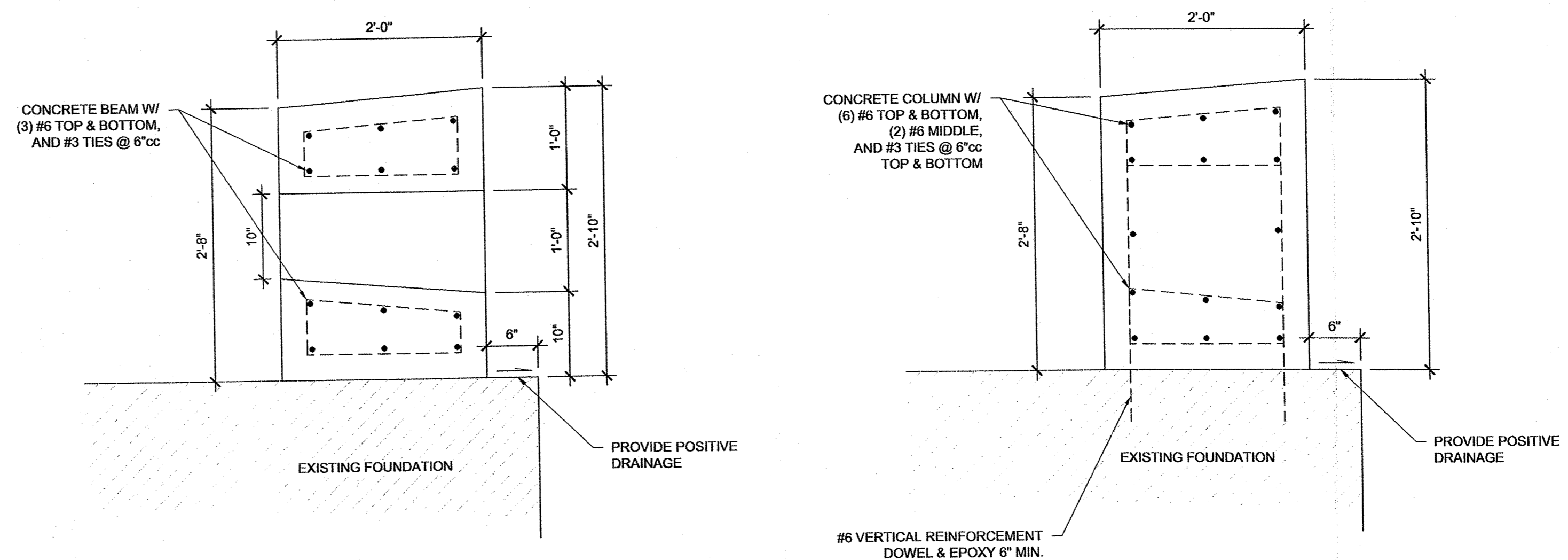
SCALE: 1"=40'-0"

CONCRETE NOTES

1. ALL CAST-IN-PLACE CONCRETE SHALL BE MADE WITH TYPE I PORTLAND CEMENT, STONE AGGREGATE AND SHALL DEVELOP AT LEAST 4000 PSI COMPRESSIVE STRENGTH IN 28 DAYS. (UNLESS OTHERWISE NOTED.)
2. SLABS, TOPPING, FOOTINGS, BEAMS AND WALLS SHALL NOT HAVE JOINTS IN THE HORIZONTAL PLANE. ANY STOP IN CONCRETE WORK MUST BE MADE AT THE CENTER OF SPAN WITH VERTICAL BULKHEADS AND SHEAR KEYS, UNLESS OTHERWISE NOTED. ALL CONSTRUCTION JOINTS SHALL BE AS DETAILED OR OTHERWISE APPROVED BY THE ENGINEER.
3. ALL CONCRETE WORK AND REINFORCING DETAILS SHALL BE CONSTRUCTED IN ACCORDANCE WITH ACI 318. EXPOSED EDGES OF CONCRETE SHALL HAVE 1/2" CHAMFER. USE STANDARD HOOKS ON DOWELS UNLESS OTHERWISE NOTED.
4. CONCRETE FORMS SHALL BE WETTED IMMEDIATELY PRIOR TO PLACING CONCRETE.
5. MIXING, PLACING AND CURING OF ALL CONCRETE MUST BE IN ACCORDANCE WITH ACI 308R. HOT WEATHER CONCRETING. NEW CONCRETE EXPOSED TO DIRECT SUNLIGHT SHALL BE SPRAYED OR MOPPED WITH A CURING COMPOUND TO SEAL IN MOISTURE AFTER THE FINISH HAS SET, OR THE CONCRETE COVERED AND SPRAYED.
6. PROVIDE PLASTIC SLEEVES IN MASONRY PARTITIONS AND CONCRETE FOUNDATIONS AS INDICATED AND REQUIRED FOR UTILITY SERVICES. NO OTHER PIPE, CONDUIT OR ACCESSORY SHALL BE PLACED IN STRUCTURAL SLABS, COLUMNS OR BEAMS UNLESS SPECIFICALLY SHOWN ON STRUCTURAL DRAWINGS.
7. PROVIDE MASONRY FILLED CELL OR CONCRETE COLUMN WITH (1) #6 REBAR FROM BEAM TO BEAM ON BOTH SIDES OF ALL EXTERIOR OPENINGS.
8. ALL REINFORCING SHALL BE HIGH STRENGTH DEFORMED BARS CONFORMING TO ASTM A-415, GRADE 60.
9. WELDED WIRE FABRIC SHALL CONFORM TO ASTM A-185 AND SHALL BE LAPPED ONE FULL MESH AND AT SIDE AND END SPLICES AND WIRED TOGETHER.
10. REINFORCEMENT COVERAGE SHALL BE 2" MINIMUM WHEN FORMS ARE USED AND 3" MINIMUM WHEN POURED AGAINST THE EARTH, UNLESS OTHERWISE NOTED.
11. LAP SPLICES SHALL BE A MINIMUM OF 48 BAR DIAMETERS. MAKE ALL BARS CONTINUOUS AROUND CORNERS.
12. PROVIDE ALL ACCESSORIES NECESSARY TO SECURE REINFORCING IN PROPER POSITION AS INDICATED ON THE DRAWINGS AND IN ACCORDANCE WITH ACI 318. ALL ACCESSORIES TO BE GALVANIZED.
13. ALL UNIT MASONRY CONSTRUCTION AND DETAILS SHALL BE IN ACCORDANCE WITH ACI 530.
14. CONCRETE BLOCK SHALL CONFORM WITH ASTM C90. MORTAR SHALL BE TYPE S, ASTM C270.
15. ANCHOR BOLTS, NUTS AND WASHERS SHALL BE MINIMUM 3/4" GALVANIZED STEEL AND EMBEDDED MINIMUM 7" INTO CONCRETE AND SPACED MAXIMUM 4' OC.
16. MANUFACTURED STRAPS AND ANCHORS SHALL BE GALVANIZED AND SHALL BE FASTENED PER THE MANUFACTURER RECOMMENDATIONS. IN NO EVENT SHALL A STRUCTURAL MEMBER SUCH AS PIER, SILL, JOIST, PLATE, RAFTER OR TRUSS BE WITHOUT ANCHORAGE DEVICES FOR HURRICANE PROTECTION, UNLESS SPECIFICALLY NOTED AND ADDRESSED BY OTHER MEANS.



1 S-1 NEW GUARDRAIL ELEVATION 1" = 1'-0"



2 S-1 GUARDRAIL SECTION 1" = 1'-0"

3 S-1 GUARDRAIL SECTION 1" = 1'-0"

CIVIL ENGINEERING • REGULATORY PERMITTING • CONSTRUCTION MANAGEMENT



**PEREZ ENGINEERING
& DEVELOPMENT, INC.**

CERTIFICATE OF AUTHORIZATION NO. 8579

KEY WEST OFFICE
1010 EAST KENNEDY DRIVE, SUITE 201
KEY WEST, FL 33040
TEL: (305) 233-9340 FAX: (305) 296-0243

ALLEN E. PEREZ, P.E.
F0004 P.E. NO. 51488
May 8, 2014
5/8/14

REVISIONS:	ORIGINAL:
1	
2	
3	
4	
5	
6	

GUARDRAIL REPLACEMENT	WHITE STREET PIER
	KEY WEST, FL 33040

CITY OF KEY WEST	WHITE STREET PIER
	KEY WEST, FL 33040

JOB NO.	141028
DRAWN	BTD
DESIGNED	BTD
CHECKED	AEP
QC	
SHEET	

S-1