



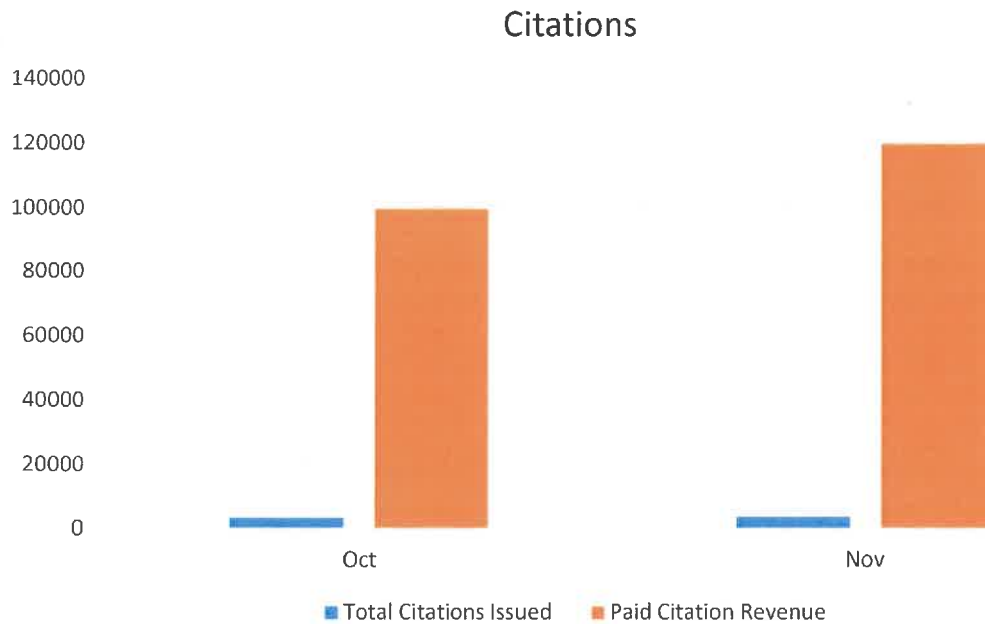
# Monthly Parking Division Report

To: Albert P. Childress  
City Manager

Date: December 14, 2023

From: John Wilkins  
Parking Division Director

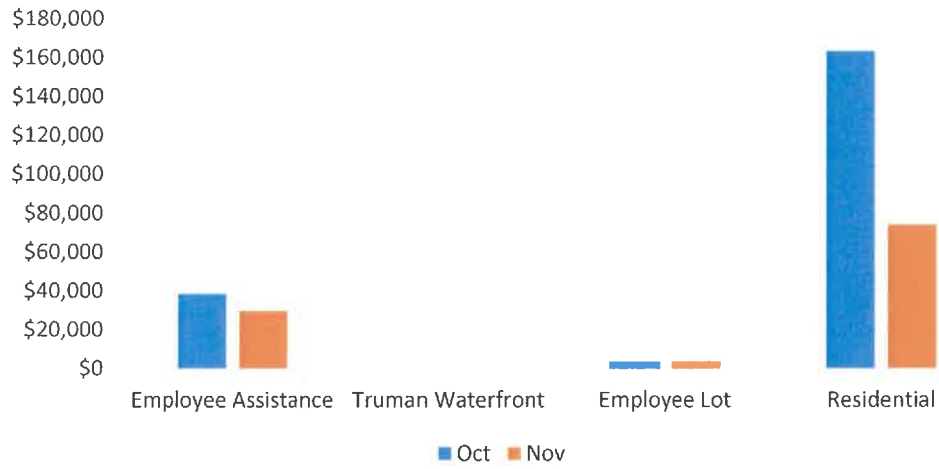
Subject: November 2023 Parking Division Report



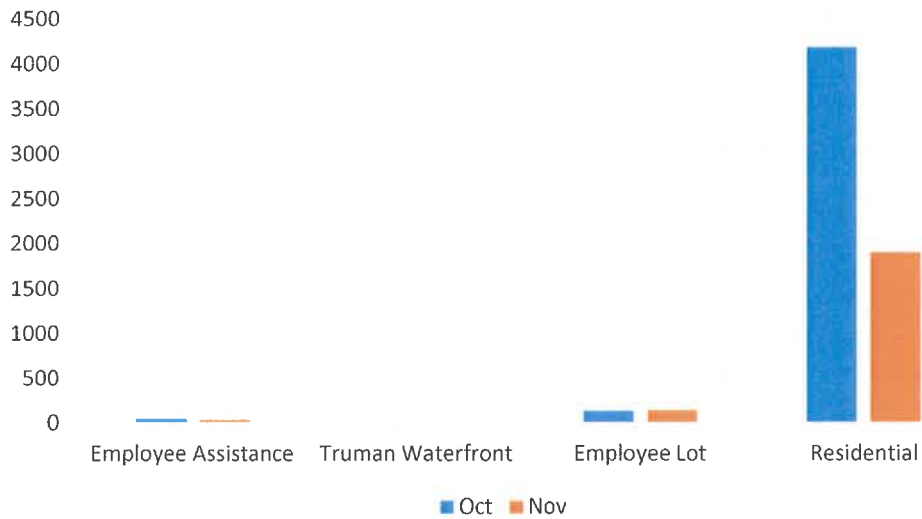
2023	Total Citations Issued	Paid Citation Revenue
Oct	3331	\$99,575
Nov	3604	\$119,810

2023	Total Citation Appeals	KWPD Dispatch Calls
Oct	166	Not reported
Nov	265	197

### Parking Permit Revenue



### Parking Permits Issued



<b>Parking Permits Issued</b>	<b>Oct</b>	<b>Nov</b>
Employee Assistance	45	35
Truman Waterfront	12	10
Employee Lot	133	144
Residential	4187	1901

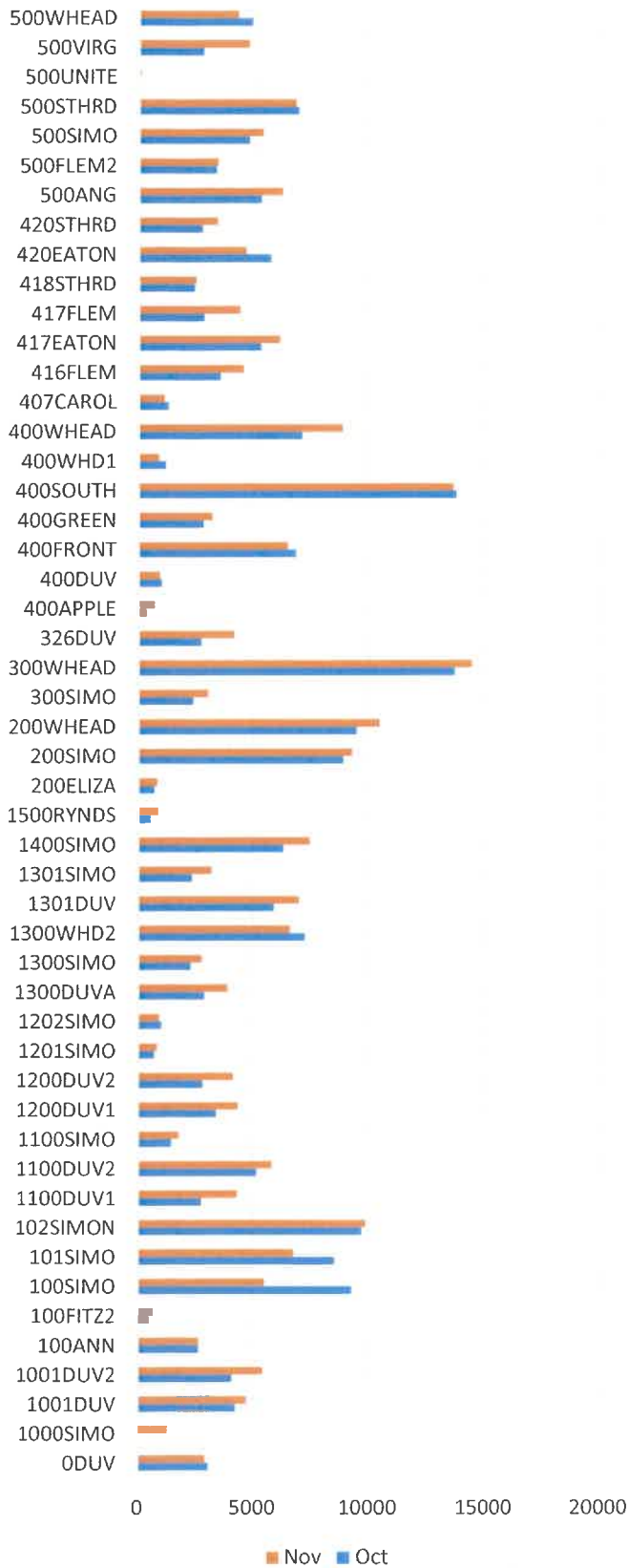
  

<b>Parking Permit Revenue</b>	<b>Oct</b>	<b>Nov</b>
Employee Assistance	\$38,742	\$30,135
Truman Waterfront	\$340	\$282
Employee Lot	\$3,822	\$4,137
Residential	\$163,837	\$74,424

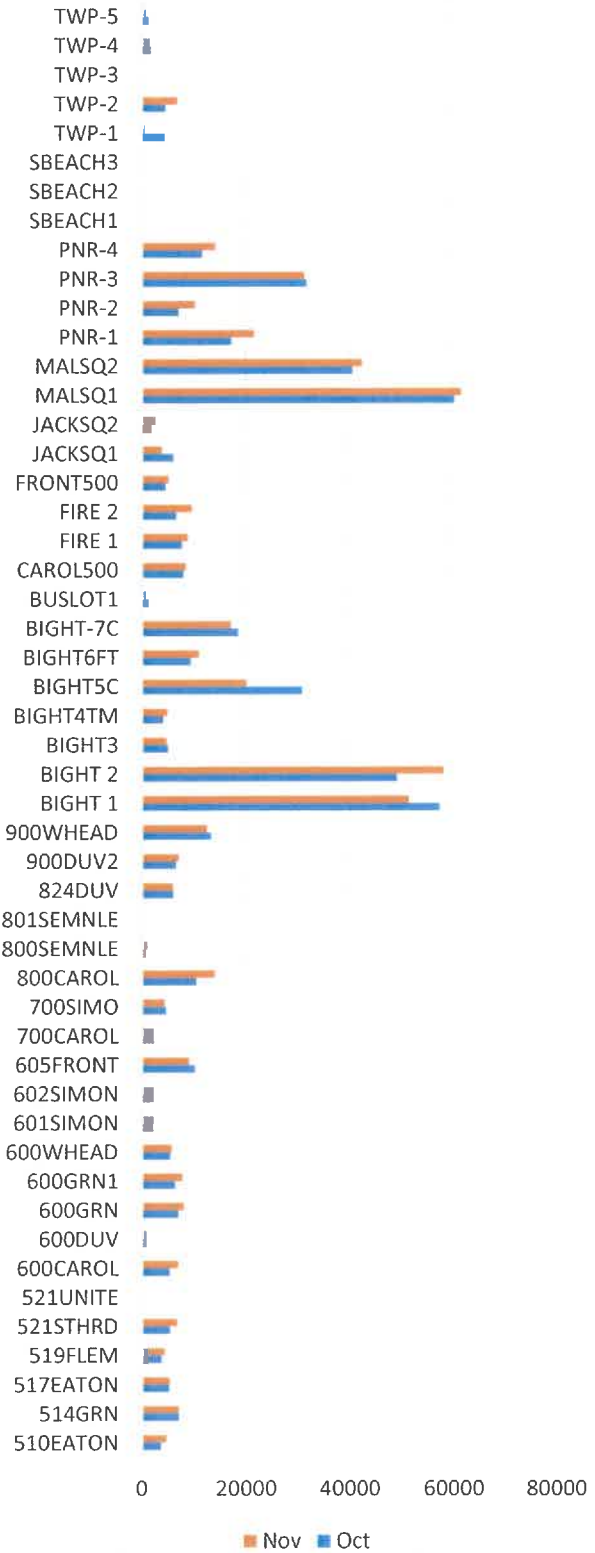
  

<b>Temporary ROW Permits</b>	<b>Oct</b>	<b>Nov</b>
Issued	60	74
Revenue	\$3,109	\$3,848

### Paystation Revenue



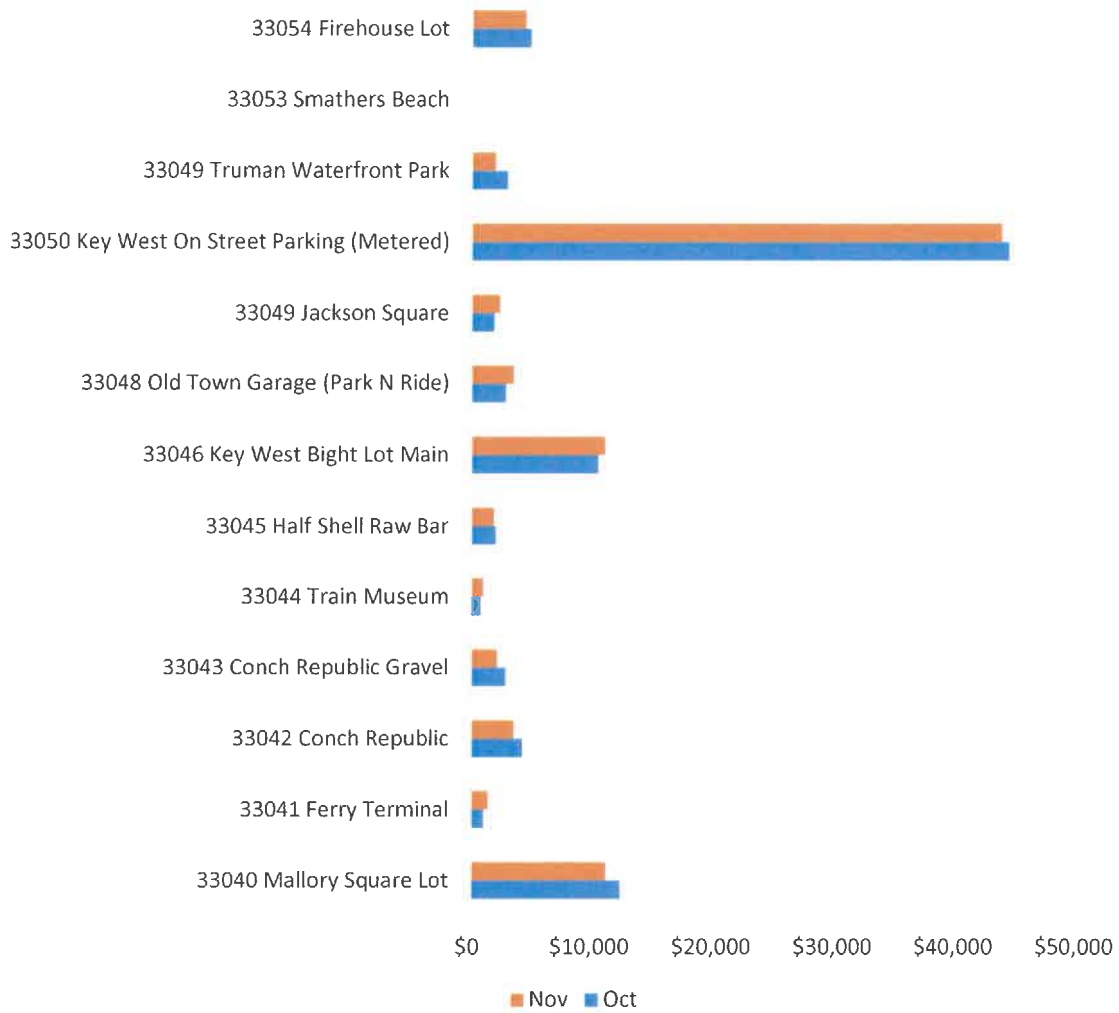
### Paystation Revenue



Paystation Revenue	Oct	Nov
0DUV	3075.88	2918.31
1001DUV	2.5	1285.92
1001DUV2	4247.01	4709.32
100ANN	4102.97	5436.27
100FITZ2	2640.85	2648.16
100SIMO	478.96	665.29
101SIMO	9292.65	5491.66
102SIMON	8547.28	6759.32
1100DUV1	9730.89	9903.91
1100DUV2	2758.81	4320.79
1100SIMO	5145.2	5822.57
1200DUV1	1466.92	1787.55
1200DUV2	3402.21	4354.95
1201SIMO	2814.17	4153.02
1202SIMO	703.52	821.64
1300DUVA	1013.18	916.17
1300SIMO	2892.69	3906.1
1300WHD2	2283.91	2766.37
1301DUV	7259.6	6607.49
1301SIMO	5903.73	7004.63
1400SIMO	2341.68	3213.13
1500RYNDS	6325.22	7463.41
200ELIZA	517.2	855.82
200SIMO	706.14	824.29
200WHEAD	8934.71	9316.36
300SIMO	9517.36	10483.39
300WHEAD	2391.1	3042.48
326DUV	13725.55	14485.4
400APPLE	2739.98	4168.08
400DUV	351.82	708.79
400FRONT	994.95	918.83
400GREEN	6848.31	6510.14
400SOUTH	2840.75	3218.43
400WHD1	13791.07	13672.87
400WHEAD	1173.22	884.96
407CAROL	7125.38	8892.12
416FLEM	1283.69	1107.8
417EATON	3572.49	4563.54
417FLEM	5341.51	6155.32
418STHRD	2864.01	4412.81
420EATON	2455.3	2501.82
420STHRD	5765.69	4666.97
500ANG	2787.39	3430.76
500FLEM2	5352.4	6273.66
500SIMO	3389.37	3457.25
500STHRD	4821.87	5418.14
500UNITE	6978.86	6848.48
500VIRG		76.13
500WHEAD	2821.97	4793.35
505SOUTH	4932.42	4331.31

	Oct	Nov
510EATON	3632.91	4620.63
514GRN	7006.02	6985.43
517EATON	5155.26	5253.84
519FLEM	3719.8	4284.18
521STHRD	5365.78	6720.39
521UNITE	210.03	
600CAROL	5342.04	6890.56
600DUV	866.18	861.06
600GRN	6948.96	7979.98
600GRN1	6323.86	7670.48
600WHEAD	5423.41	5659.75
601SIMON	2131.2	2134.08
602SIMON	2178.85	2210.35
605FRONT	10103.43	8958.91
700CAROL	2328.4	2220.77
700SIMO	4585.91	4304.99
800CAROL	10384.82	13944.2
800SEMNL	769.14	963.16
801SEMNL	112.88	217.88
824DUV	5973.34	5898.51
900DUV2	6545.14	7034.99
900WHEAD	13252.46	12447.27
BIGHT 1	57362.52	51491.44
BIGHT 2	49195.74	58165.73
BIGHT3	5000.41	4653.67
BIGHT4TM	4068.75	4845.77
BIGHT5C	30805.2	20033.41
BIGHT6FT	9347.79	10888.52
BIGHT-7C	18438.22	17108.01
BUSLOT1	1260	735
CAROL500	7983.27	8410.19
FIRE 1	7677.76	8811.55
FIRE 2	6588.13	9549.43
FRONT500	4528.26	5063.83
JACKSQ1	6008.69	3795.8
JACKSQ2	1874.26	2588.28
MALSQ1	60318.85	61609.5
MALSQ2	40523.2	42383.75
PNR-1	17188.5	21497.7
PNR-2	7066.5	10155.35
PNR-3	31737.05	31305.75
PNR-4	11602.5	14132.75
SBEACH1	0	0
SBEACH2	0	0
SBEACH3	0	0
TWP-1	4315.96	448.95
TWP-2	4523.23	6741.76
TWP-3	0	0
TWP-4	1774.56	1454.31
TWP-5	1336.17	666.77

## Mobile App Revenue



<b>Zone</b>	<b>Oct</b>	<b>Nov</b>
33040 Mallory Square Lot	\$12,222	\$11,064
33041 Ferry Terminal	\$1,032	\$1,415
33042 Conch Republic	\$4,230	\$3,522
33043 Conch Republic Gravel	\$2,825	\$2,155
33044 Train Museum	\$767	\$1,012
33045 Half Shell Raw Bar	\$2,047	\$1,890
33046 Key West Bight Lot Main	\$10,455	\$11,024
33048 Old Town Garage (Park N Ride)	\$2,862	\$3,506
33049 Jackson Square	\$1,910	\$2,369
33050 Key West On Street Parking (Metered)	\$44,439	\$43,861
33049 Truman Waterfront Park	\$3,000	\$2,001
33053 Smathers Beach	\$52	\$23
33054 Firehouse Lot	\$4,900	\$4,490