



Monthly Port & Marine Services Department Report

To: Albert P. Childress
City Manager

Date: January 11, 2024

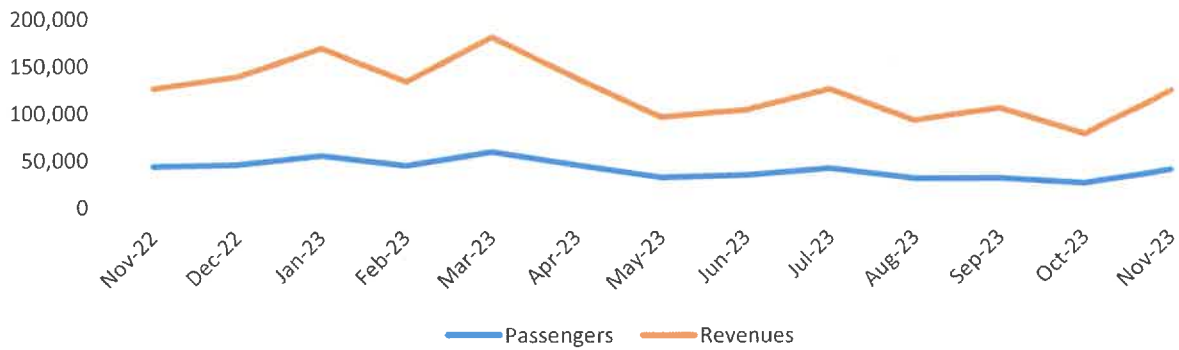
From: Steve McAlearney
Port and Marine Services Director

Subject: December 2023 Port and Marine Services Report

Port (Pier B)

- 17 cruise ship visits
- \$123,532 passenger fee revenue

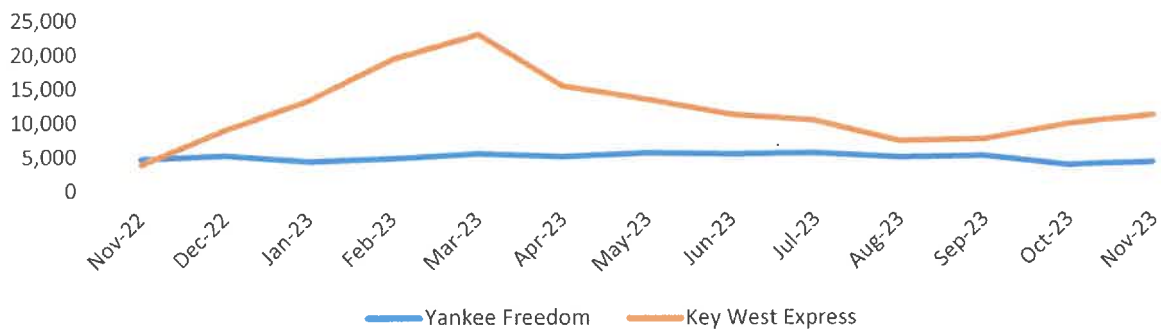
Cruise Ship Operations



Ferry Terminal

- 15,018 total ferry passengers
- \$23,498 passenger fee revenue
- 15,452 gallons diesel sold

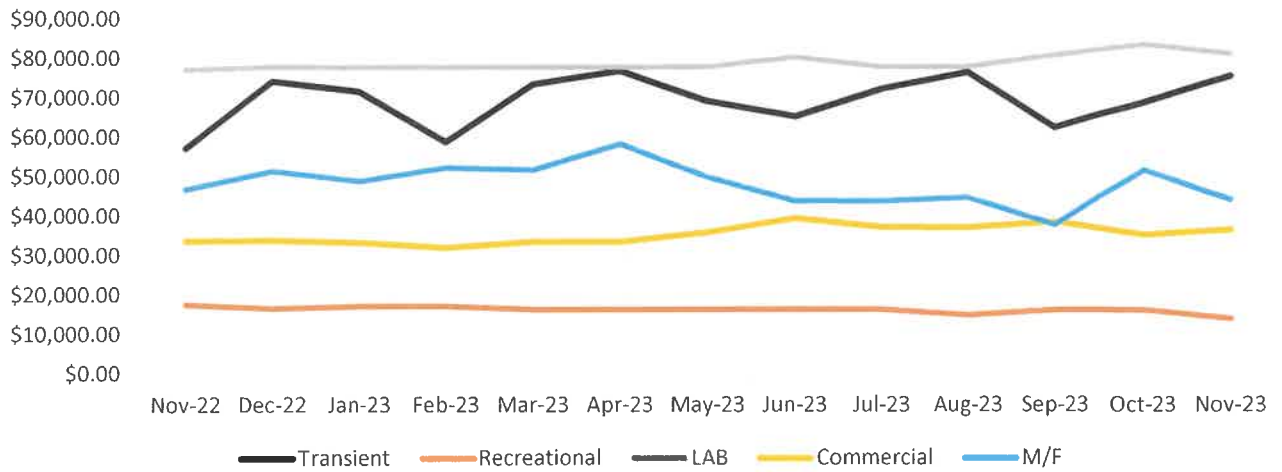
Passenger Count / Ferry Terminal



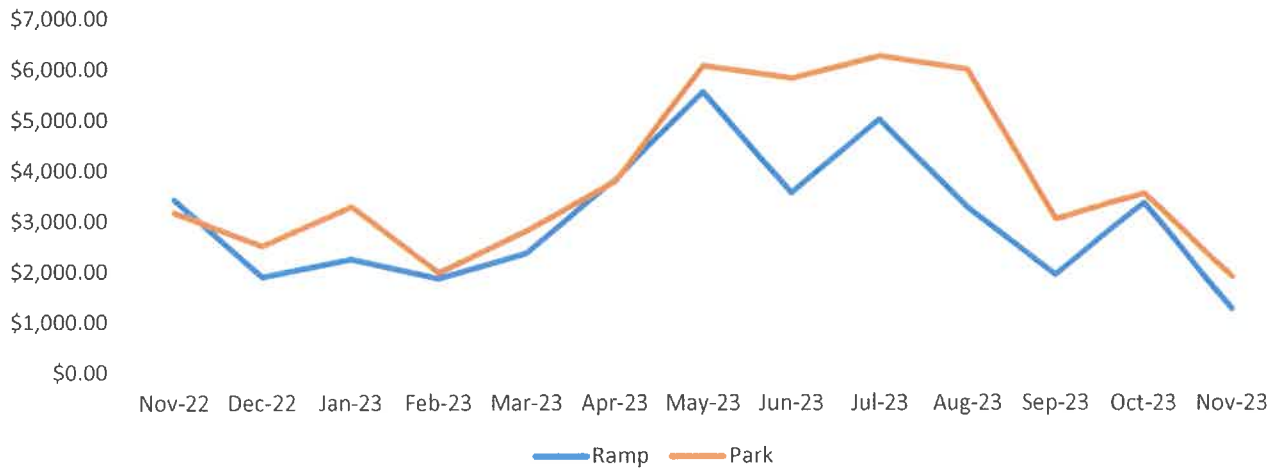
City Marina @ Garrison Bight

- \$126,236 transient, commercial and recreational dockage revenue
- \$81,239 liveaboard dockage revenue
- \$44,135 mooring field revenue
- \$3,125 ramp fees and parking revenue

City Marina at Garrison Bight Revenues



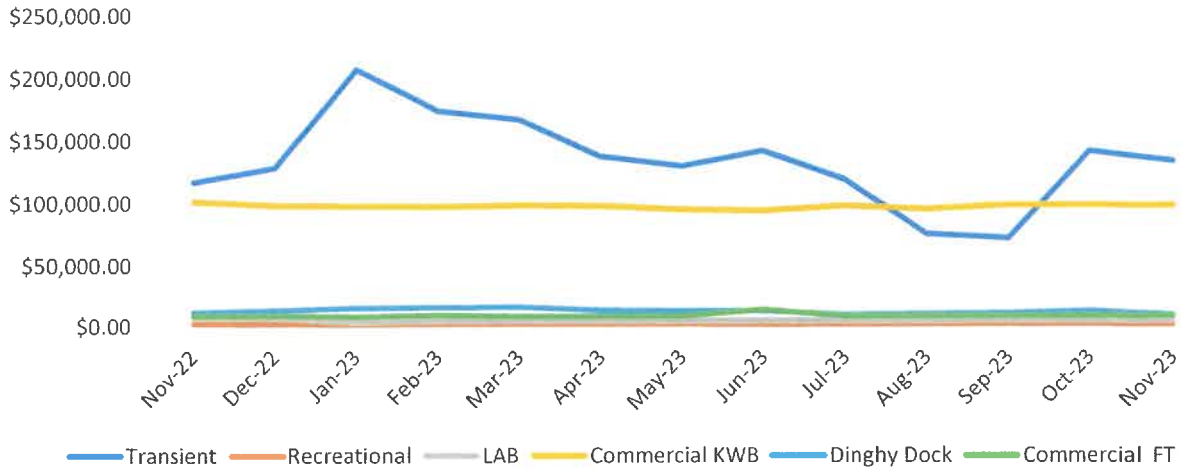
City Marina at Garrison Bight - Ramp / Parking Fees



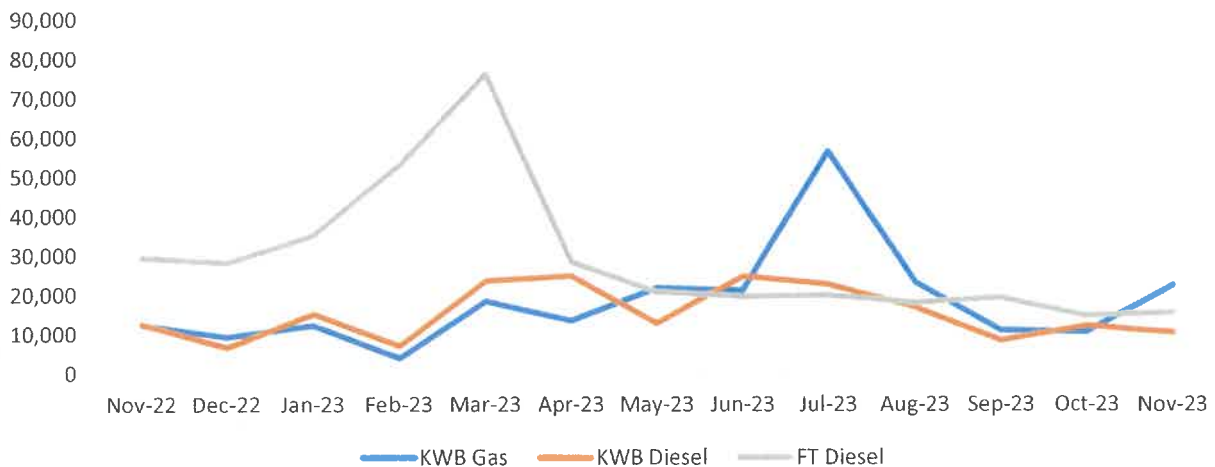
Key West Historic Seaport

- \$263,927 total monthly wet slip revenue
- 22,292 gallons gas sold
- 10,420 gallons diesel sold

Key West Bight & Ferry Terminal Dockage Revenue



Key West Bight & Ferry Terminal Fuel Sales in Gallons



Administrative/ Financial

- Complete December billing – 3.2 % CPI increase on account: Bumble Bee, B.O.’s Fishwagon, Schooner Wharf Restaurant, Off the Hook Grill, Captains Corner Scuba School Inc, Yankee Freedom (dockage and passenger fee)
- GB Liveaboard dockage agreement transfer – Marlin 3 – Amanda Scott. Sales price \$125,000. Transfer fee \$5,000
- E-mailing the GB Liveaboard annual parking permit notice to tenants with the deadline to obtain decals by January 31, 2024

