



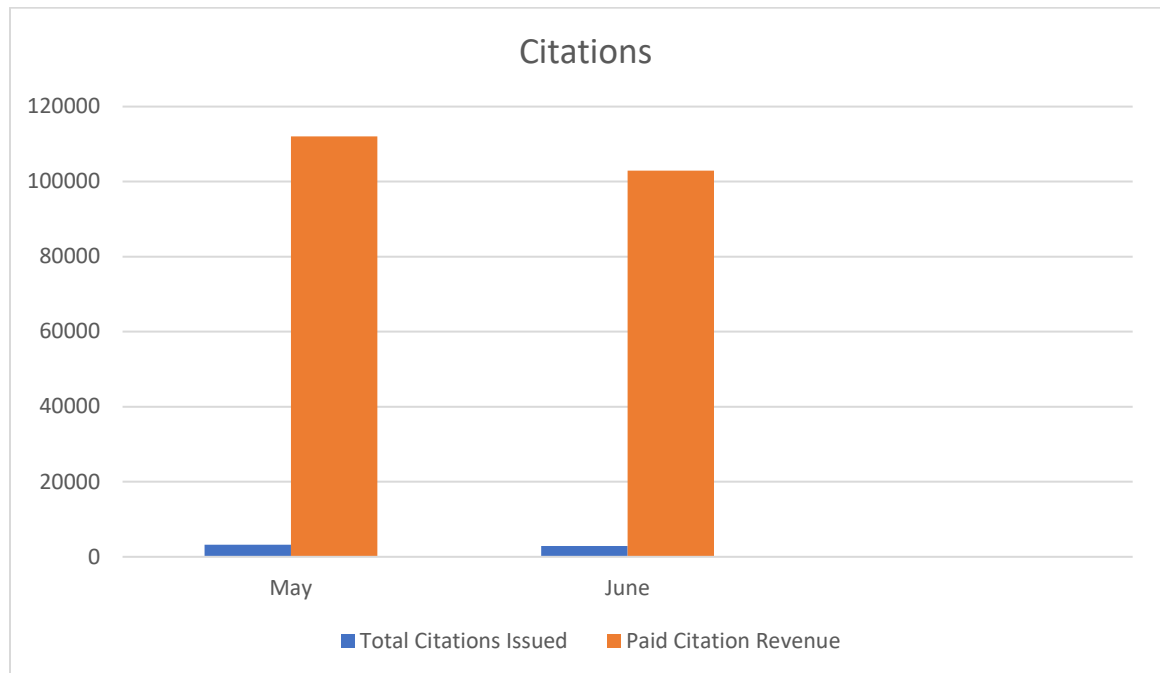
Monthly Parking Division Report

To: Brian Barroso, City Manager

Date: July 7, 2025

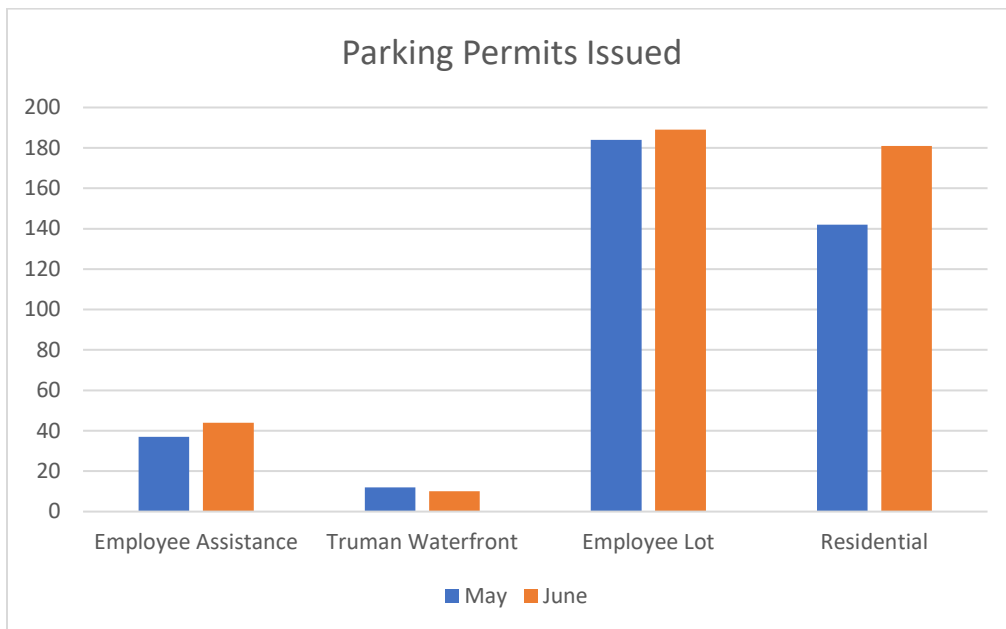
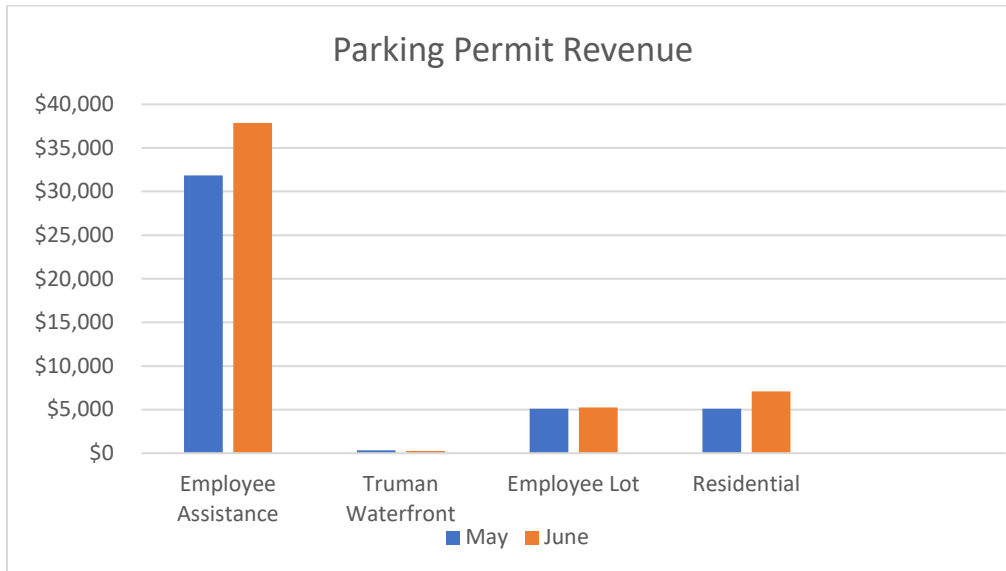
From: John Wilkins, Parking Division Director

Subject: June 2025 Parking Division Report



	Total Citations Issued	Paid Citation Revenue
May	3252	\$112,063
June	2884	\$102,940

	Total Citation Appeals	KWPD Dispatch Calls
May	232	Not Reported
June	221	Not Reported

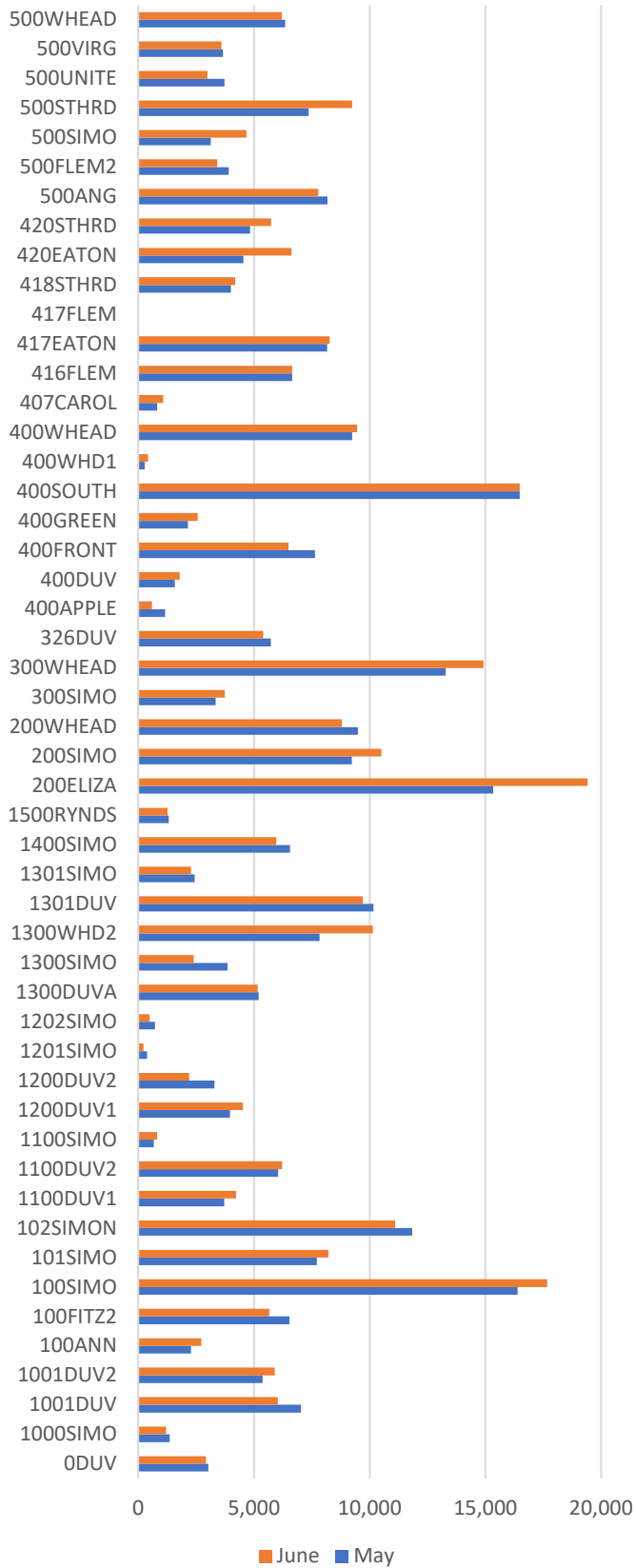


Parking Permits Issued	May	June
Employee Assistance	37	44
Truman Waterfront	12	10
Employee Lot	184	189
Residential	142	181

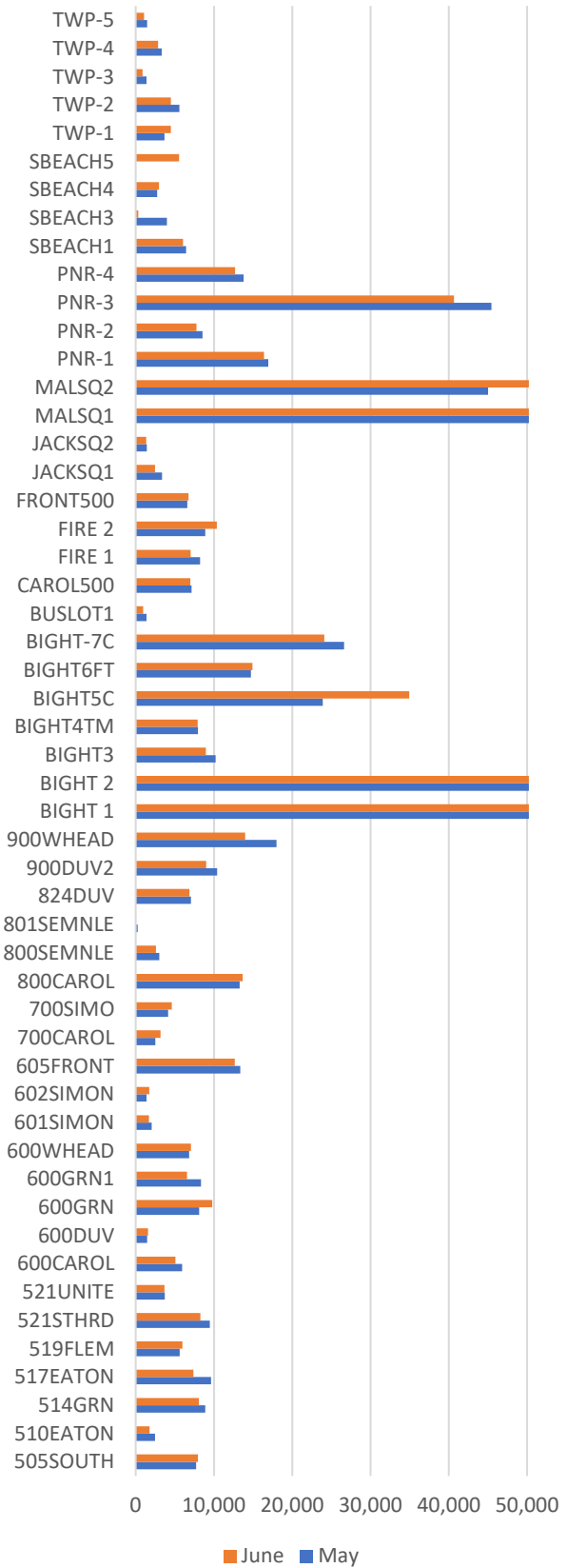
Parking Permit Revenue	May	June
Employee Assistance	\$31,855	\$37,881
Truman Waterfront	\$340	\$243
Employee Lot	\$5,120	\$5,259
Residential	\$5,120	\$7,082

Temporary ROW Permits	May	June
Issued	83	78
Revenue	\$4,150	\$3,900

Paystation Revenue

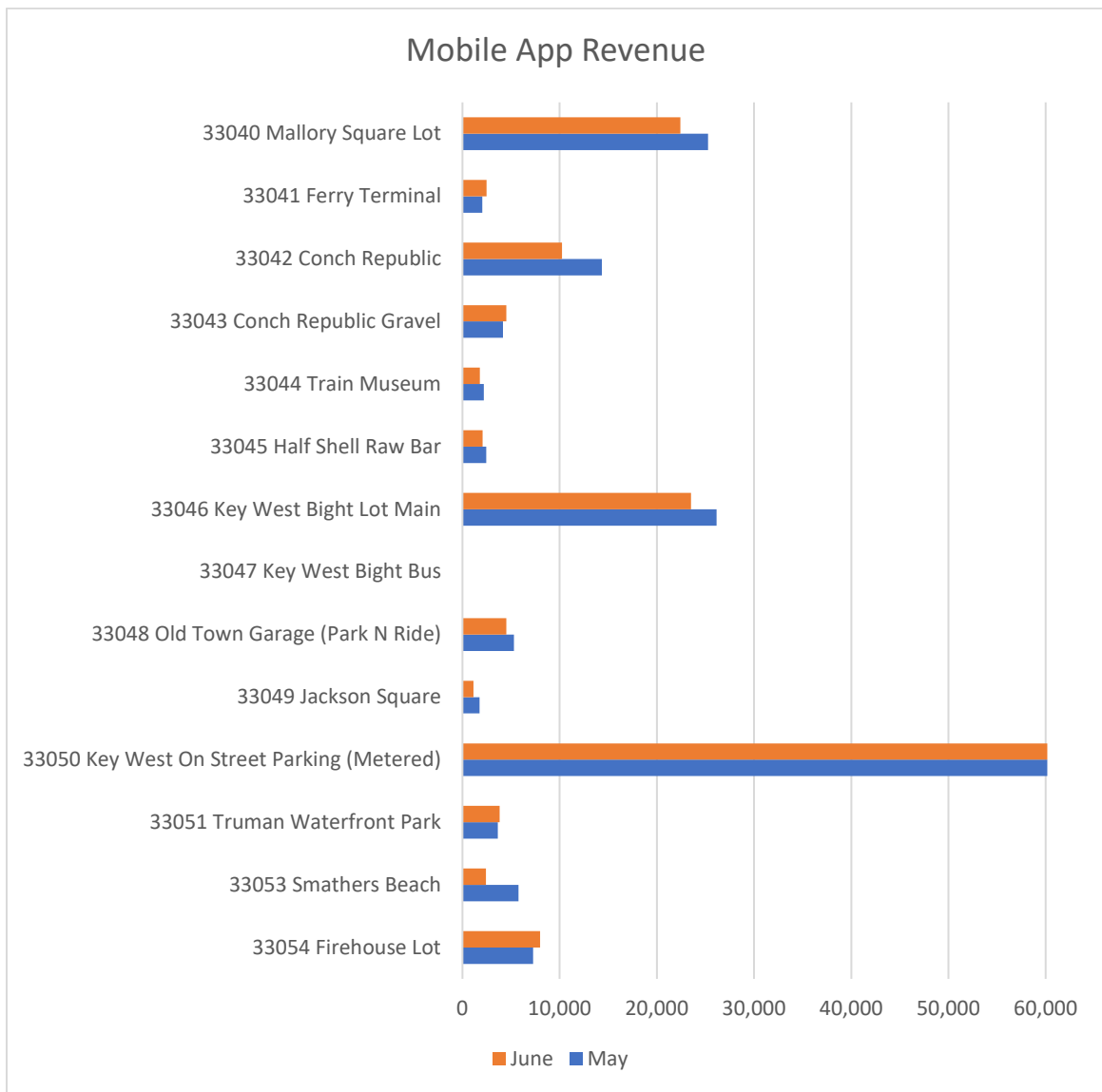


Paystation Revenue



Paystation	May	June
0DUV	\$3,024.54	\$2,926.35
1000SIMO	\$1,352.41	\$1,193.85
1001DUV	\$7,024.03	\$6,032.25
1001DUV2	\$5,375.55	\$5,893.65
100ANN	\$2,272.76	\$2,731.05
100FITZ2	\$6,535.28	\$5,666.40
100SIMO	\$16,386.09	\$17,662.05
101SIMO	\$7,717.52	\$8,215.20
102SIMON	\$11,833.02	\$11,100.00
1100DUV1	\$3,710.75	\$4,224.15
1100DUV2	\$6,038.83	\$6,209.35
1100SIMO	\$666.23	\$822.15
1200DUV1	\$3,962.22	\$4,520.25
1200DUV2	\$3,293.37	\$2,195.55
1201SIMO	\$379.58	\$217.35
1202SIMO	\$722.93	\$488.25
1300DUVA	\$5,206.57	\$5,156.55
1300SIMO	\$3,851.45	\$2,394.00
1300WHD2	\$7,833.92	\$10,135.20
1301DUV	\$10,169.17	\$9,697.95
1301SIMO	\$2,430.64	\$2,274.00
1400SIMO	\$6,556.19	\$5,966.10
1500RYNDS	\$1,318.82	\$1,263.15
200ELIZA	\$15,333.15	\$19,416.45
200SIMO	\$9,223.78	\$10,501.80
200WHEAD	\$9,489.29	\$8,797.35
300SIMO	\$3,337.78	\$3,738.75
300WHEAD	\$13,279.40	\$14,908.80
326DUV	\$5,732.04	\$5,400.35
400APPLE	\$1,156.59	\$595.35
400DUV	\$1,578.15	\$1,786.05
400FRONT	\$7,629.88	\$6,485.85
400GREEN	\$2,150.94	\$2,567.10
400SOUTH	\$16,480.31	\$16,486.25
400WHD1	\$282.45	\$421.95
400WHEAD	\$9,240.78	\$9,453.15
407CAROL	\$822.00	\$1,080.45
416FLEM	\$6,646.83	\$6,652.75
417EATON	\$8,164.30	\$8,271.90
417FLEM	\$15.00	
418STHRD	\$4,004.72	\$4,183.20
420EATON	\$4,536.00	\$6,624.00
420STHRD	\$4,835.79	\$5,739.30
500ANG	\$8,173.26	\$7,774.20
500FLEM2	\$3,909.41	\$3,408.30
500SIMO	\$3,139.21	\$4,677.45
500STHRD	\$7,359.27	\$9,242.20
500UNITE	\$3,725.04	\$2,992.20
500VIRG	\$3,662.43	\$3,591.00
500WHEAD	\$6,338.75	\$6,205.35

Paystation	May	June
505SOUTH	\$7,711.90	\$7,943.85
510EATON	\$2,476.99	\$1,760.85
514GRN	\$8,880.28	\$8,085.90
517EATON	\$9,634.16	\$7,377.15
519FLEM	\$5,618.71	\$5,956.35
521STHRD	\$9,449.54	\$8,271.90
521UNITE	\$3,725.96	\$3,669.75
600CAROL	\$5,916.24	\$5,062.05
600DUV	\$1,474.75	\$1,578.15
600GRN	\$8,118.34	\$9,787.05
600GRN1	\$8,335.47	\$6,561.45
600WHEAD	\$6,813.87	\$7,062.30
601SIMON	\$2,024.42	\$1,694.70
602SIMON	\$1,362.92	\$1,726.20
605FRONT	\$13,348.14	\$12,653.55
700CAROL	\$2,523.69	\$3,159.45
700SIMO	\$4,126.53	\$4,624.20
800CAROL	\$13,294.65	\$13,671.00
800SEMNLE	\$2,994.61	\$2,576.70
801SEMNLE	\$269.85	\$22.05
824DUV	\$7,057.54	\$6,876.45
900DUV2	\$10,391.93	\$8,986.95
900WHEAD	\$17,973.87	\$13,995.30
BIGHT 1	\$50,886.65	\$66,188.40
BIGHT 2	\$91,434.02	\$80,516.25
BIGHT3	\$10,187.81	\$8,955.45
BIGHT4TM	\$7,951.59	\$7,912.80
BIGHT5C	\$23,883.62	\$34,929.65
BIGHT6FT	\$14,712.19	\$14,924.70
BIGHT-7C	\$26,622.30	\$24,088.05
BUSLOT1	\$1,365.00	\$945.00
CAROL500	\$7,119.60	\$6,993.00
FIRE 1	\$8,233.05	\$7,008.75
FIRE 2	\$8,877.75	\$10,347.75
FRONT500	\$6,582.26	\$6,759.30
JACKSQ1	\$3,368.40	\$2,482.20
JACKSQ2	\$1,399.65	\$1,335.35
MALSQ1	\$76,600.52	\$81,997.94
MALSQ2	\$45,000.94	\$59,531.59
PNR-1	\$16,920.75	\$16,373.70
PNR-2	\$8,537.54	\$7,755.30
PNR-3	\$45,429.30	\$40,659.90
PNR-4	\$13,801.20	\$12,707.10
SBEACH1	\$6,450.64	\$6,047.94
SBEACH3	\$4,001.33	\$328.15
SBEACH4	\$2,732.86	\$2,961.30
SBEACH5	\$0.00	\$5,541.43
TWP-1	\$3,665.49	\$4,489.24
TWP-2	\$5,576.65	\$4,494.50
TWP-3	\$1,366.08	\$871.55
TWP-4	\$3,336.45	\$2,856.09



Zone	May	June
33040 Mallory Square Lot	\$25,267.95	\$22,411.25
33041 Ferry Terminal	\$2,043.15	\$2,478.70
33042 Conch Republic	\$14,353.45	\$10,253.55
33043 Conch Republic Gravel	\$4,179.95	\$4,517.75
33044 Train Museum	\$2,209.65	\$1,790.25
33045 Half Shell Raw Bar	\$2,445.60	\$2,065.50
33046 Key West Bight Lot Main	\$26,150.55	\$23,517.15
33047 Key West Bight Bus	\$0.00	\$0.00
33048 Old Town Garage (Park N Ride)	\$5,304.75	\$4,502.40
33049 Jackson Square	\$1,762.50	\$1,137.90
33050 Key West on Street Parking (Metered)	\$79,355.25	\$74,668.05
33051 Truman Waterfront Park	\$3,631.80	\$3,817.50
33053 Smathers Beach	\$5,756.30	\$2,409.70
33054 Firehouse Lot	\$7,278.90	\$7,998.15