



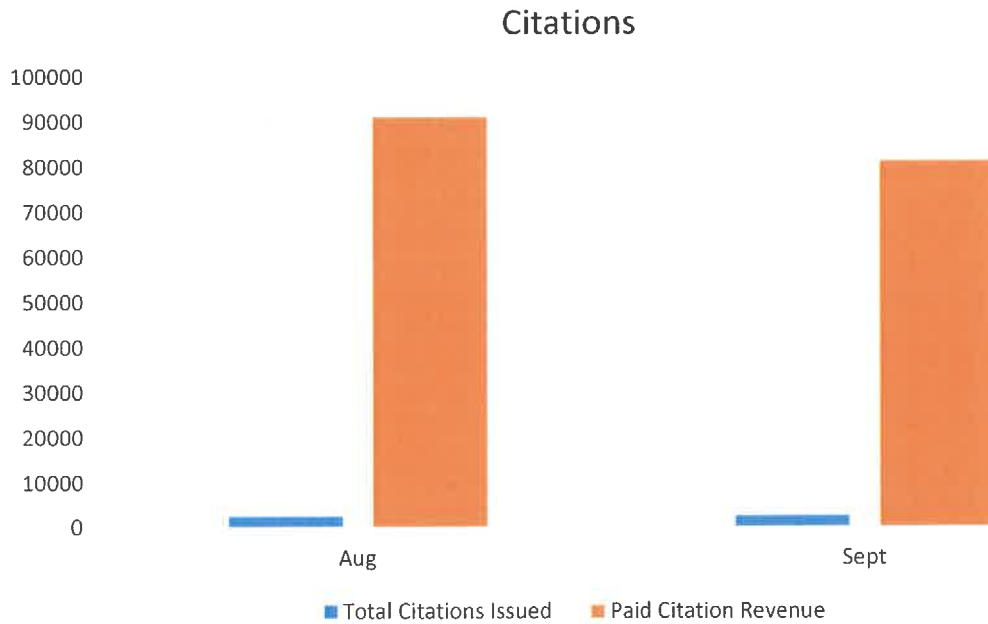
Monthly Parking Division Report

To: Albert P. Childress
City Manager 

Date: October 2, 2023

From: John Wilkins
Parking Division Director

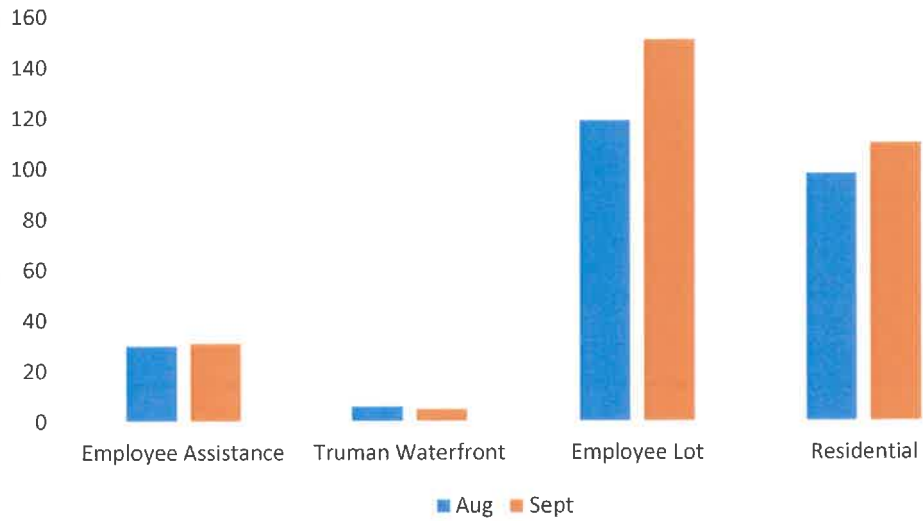
Subject: September 2023 Parking Division Report



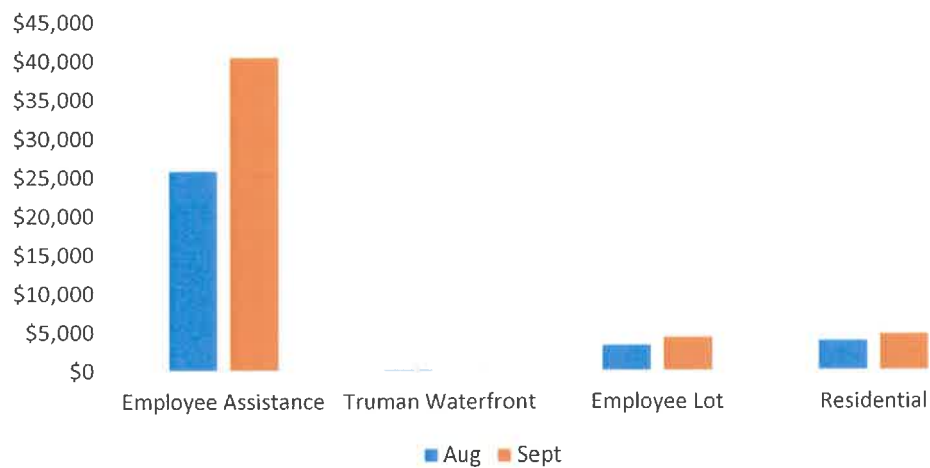
2023	Total Citations Issued	Paid Citation Revenue
Aug	2458	\$91,210.00
Sept	2534	\$81,365

2023	Total Citation Appeals	KWPD Dispatch Calls
Aug	137	180 (est)
Sept	160	195 (est)

Parking Permits Issued



Parking Permit Revenue

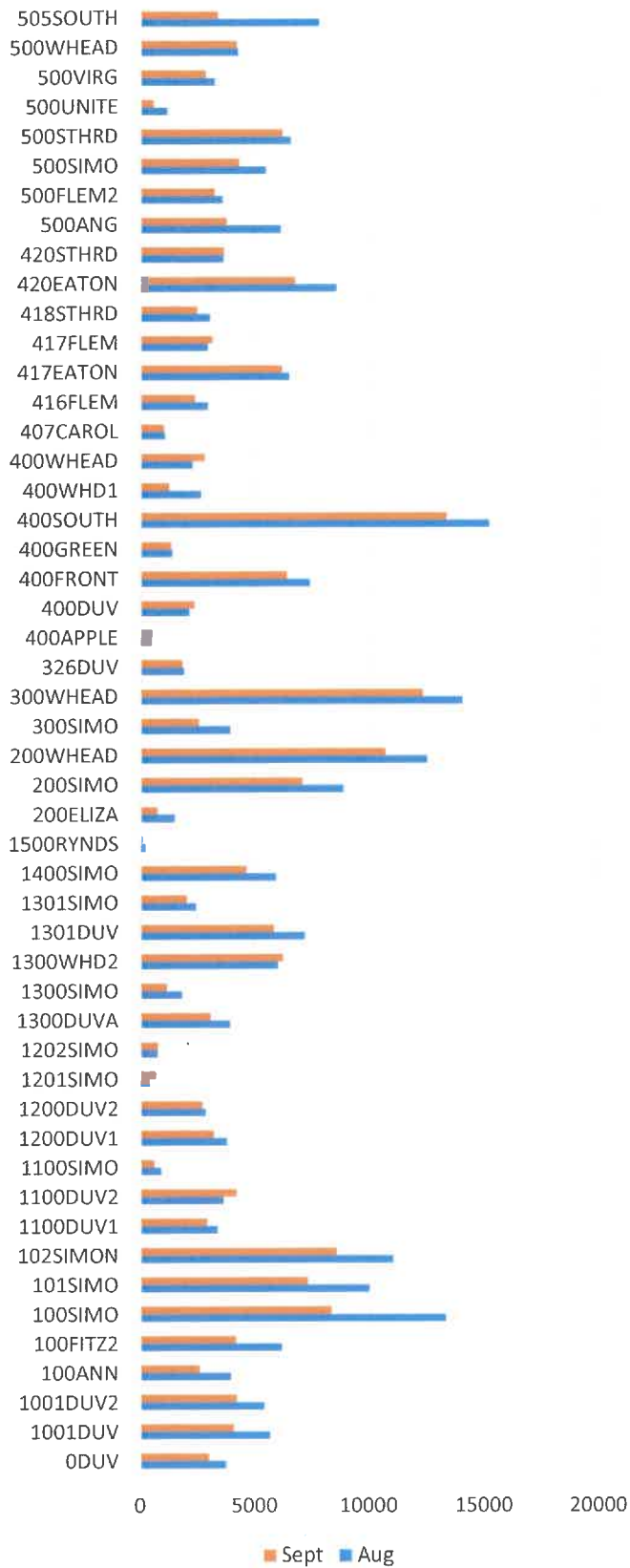


Parking Permits Issued	Aug	Sept
Employee Assistance	24	31
Truman Waterfront	6	5
Employee Lot	119	151
Residential	98	110

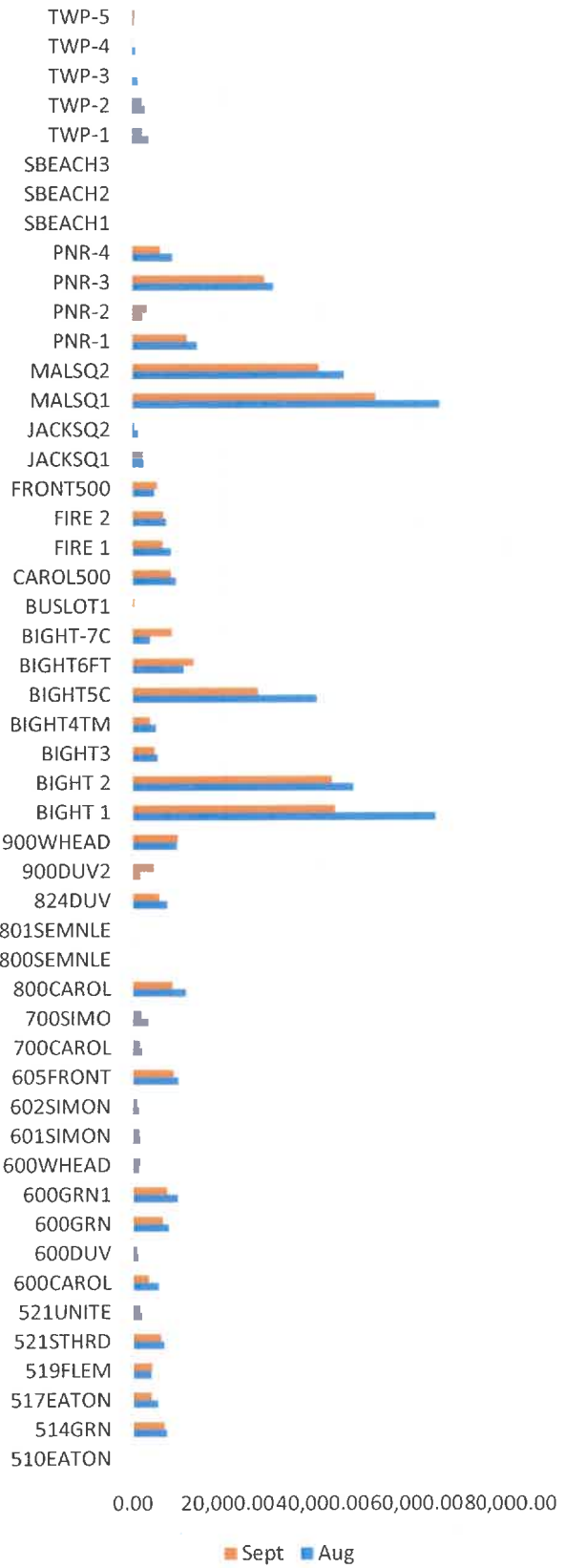
Parking Permit Revenue	Aug	Sept
Employee Assistance	\$25,828	\$40,464
Truman Waterfront	\$170	\$142
Employee Lot	\$3,310	\$4,341
Residential	\$3,991	\$4,735

Temporary ROW Permits	Aug	Sept
Issued	74	62
Revenue	\$3,700	\$3,109

Paystation Revenue



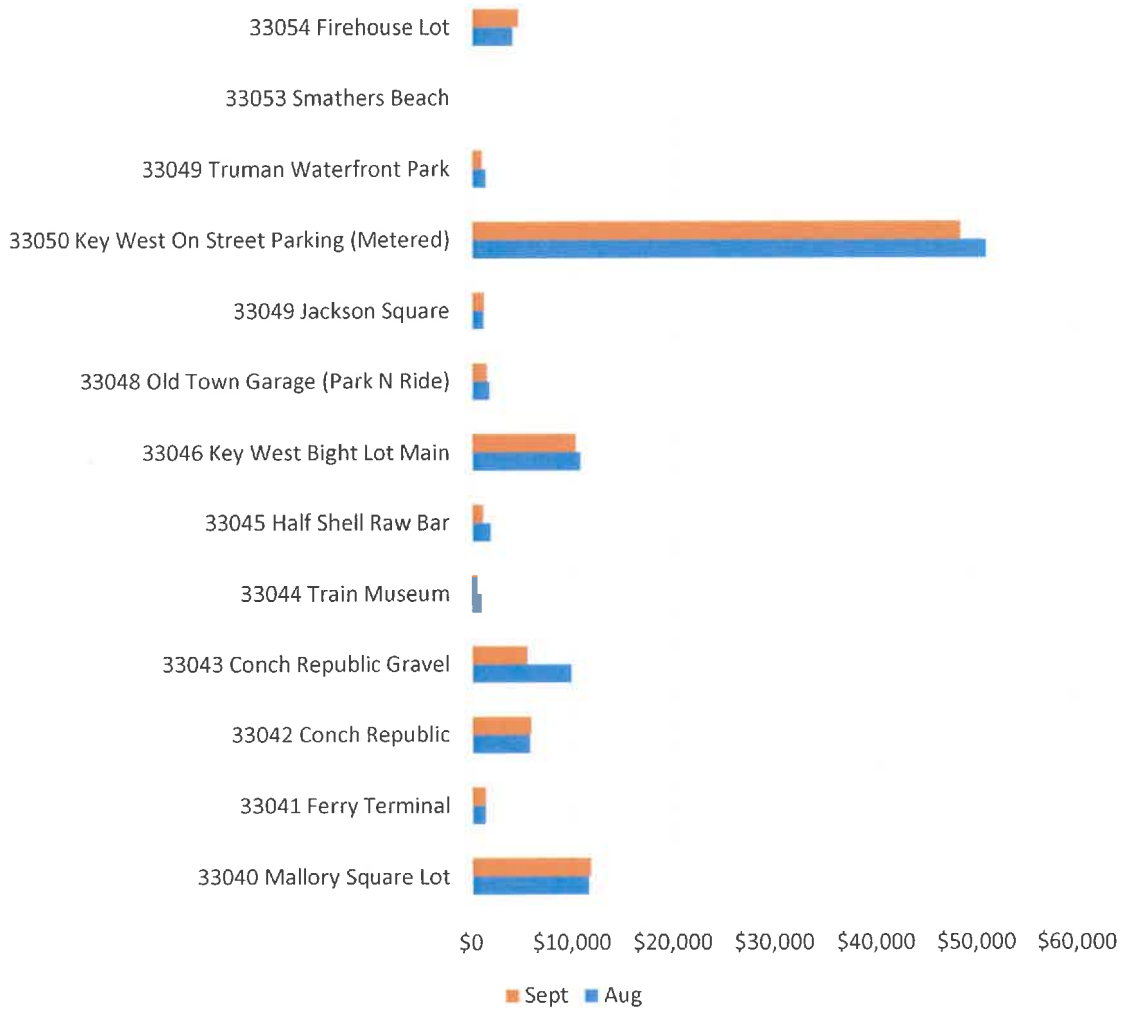
Paystation Revenue



Paystation Revenue	Aug	Sept
0DUV	3747.87	2979.2
1001DUV	5670.31	4079.53
1001DUV2	5423.64	4223.66
100ANN	3956.12	2574.85
100FITZ2	6192.76	4186.73
100SIMO	13335.53	8376.39
101SIMO	10038.22	7360.24
102SIMON	11067.26	8605.89
1100DUV1	3375.69	2902.78
1100DUV2	3633.69	4218.16
1100SIMO	900.15	595.9
1200DUV1	3790.61	3210.59
1200DUV2	2848.35	2698.65
1201SIMO	404.27	674.63
1202SIMO	732.14	761.27
1300DUVA	3925.63	3066.93
1300SIMO	1811.01	1154.87
1300WHD2	6019.27	6262.39
1301DUV	7209.25	5854.21
1301SIMO	2425.51	2021.28
1400SIMO	5945.19	4659.03
1500RYNDS	217.90	94.52
200ELIZA	1488.41	737.65
200SIMO	8896.4	7116.41
200WHEAD	12550.71	10755.5
300SIMO	3937.81	2553.74
300WHEAD	14085.15	12364.38
326DUV	1898.11	1834.82
400APPLE	467.31	515.19
400DUV	2121.19	2365.15
400FRONT	7438.77	6436.08
400GREEN	1380.79	1333.45
400SOUTH	15262.43	13413.8
400WHD1	2654.91	1260
400WHEAD	2278.11	2810.68
407CAROL	1070.89	1034.3
416FLEM	2953.28	2396.17
417EATON	6538.86	6227.79
417FLEM	2952.09	3173.88
418STHRD	3047.27	2491.29
420EATON	8602.85	6808.07
420STHRD	3656.86	3683.27
500ANG	6171.19	3785.2
500FLEM2	3609.73	3273.33
500SIMO	5502.92	4354.88
500STHRD	6609.91	6249.65
500UNITE	1162.01	585.29
500VIRG	3273.22	2876.92
500WHEAD	4300.11	4242.27
505SOUTH	7860.84	3409.31

	Aug	Sept
510EATON	89.25	0
514GRN	7217.47	6769.69
517EATON	5458.30	4003.25
519FLEM	4008.70	4221.27
521STHRD	6704.61	6090.42
521UNITE	2073.77	1630.17
600CAROL	5562.16	3444.98
600DUV	1265.36	1005.31
600GRN	7681.49	6483.25
600GRN1	9670.40	7410.38
600WHEAD	1407.09	1648.6
601SIMON	1693.20	1522.56
602SIMON	1378.20	1005.42
605FRONT	9794.64	8738.74
700CAROL	2123.48	1629.61
700SIMO	3517.62	1976.33
800CAROL	11366.17	8558.18
800SEMNL	244.13	120.75
801SEMNL	97.13	31.51
824DUV	7454.15	5740.88
900DUV2	1715.59	4465.52
900WHEAD	9510.18	9728.88
BIGHT 1	64219.87	42858.22
BIGHT 2	46712.37	42236.16
BIGHT3	5444.22	4845.37
BIGHT4TM	5103.16	3861.51
BIGHT5C	38995.91	26716.28
BIGHT6FT	10935.69	12978
BIGHT-7C	3879.48	8491.93
BUSLOT1	210.00	525
CAROL500	9386.79	8366.51
FIRE 1	8350.19	6538.78
FIRE 2	7315.94	6633.54
FRONT500	4777.70	5384.14
JACKSQ1	2580.41	2275.9
JACKSQ2	1414.89	593.26
MALSQ1	65123.95	51580.25
MALSQ2	44838.20	39547.3
PNR-1	13736.10	11668.65
PNR-2	2278.50	3202.5
PNR-3	29935.25	28113.75
PNR-4	8662.50	6084.75
SBEACH1	0.00	0
SBEACH2	0.00	0
SBEACH3	0.00	0
TWP-1	3717.6	2312.9
TWP-2	2895.79	2234.13
TWP-3	1283.65	0
TWP-4	819.02	375.39
TWP-5	616.32	692.9

Mobile App Revenue



Zone	Aug	Sept
33040 Mallory Square Lot	\$11,640	\$11,864
33041 Ferry Terminal	\$1,435	\$1,471
33042 Conch Republic	\$5,740	\$5,905
33043 Conch Republic Gravel	\$9,876	\$5,530
33044 Train Museum	\$979	\$626
33045 Half Shell Raw Bar	\$1,939	\$1,205
33046 Key West Bight Lot Main	\$10,833	\$10,354
33048 Old Town Garage (Park N Ride)	\$1,822	\$1,574
33049 Jackson Square	\$1,246	\$1,317
33050 Key West On Street Parking (Metered)	\$51,060	\$48,567
33049 Truman Waterfront Park	\$1,458	\$1,072
33053 Smathers Beach	\$13	\$36
33054 Firehouse Lot	\$4,063	\$4,633