



Monthly Building Department Report

To: Albert P. Childress
City Manager

APC

Date: November 9, 2023

From: Raj Ramsingh
Building Department Director

Subject: October 2023 Building Department Report

- **Permits**

- 309 Permit Applications Received
 - 210 Permits Issued
 - 74 Permits Ready for Pickup
 - 1 permit under review
 - 24 permits completed.
- Total permit projects valuations \$56,911,844.99
- Total permit fees charged- \$1,994,410.55
- Total fees pending- \$1,546,724.12
- 196 Permits finalized.
- 352 Expired permits from 2014/2015 were administratively closed.
- 0 Permits expired in October.
 - Email reminders sent to applicants to reinstate permits and request inspections.
- Update on Outstanding permit fees totaling \$407,076.50. As of Oct. 31, 84% of the outstanding fees have been collected.

- **Inspections**

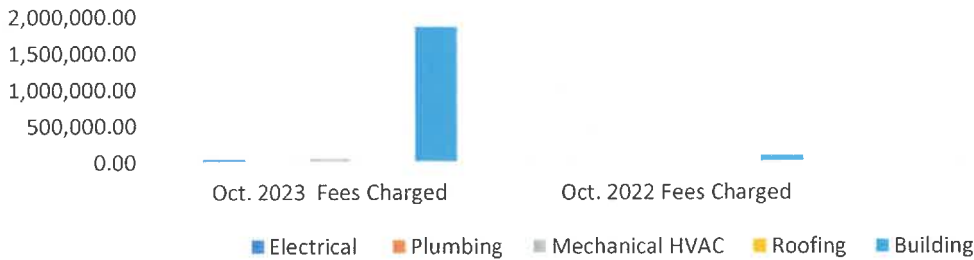
- 725 Complete Inspections
 - 214 completed by Private Providers (Owner's Option)
- 728 Inspections requested.
 - 18 were cancelled.
 - 3 were no access given.
 - 27 Disapproved

Oct. 2023 vs. Oct. 2022

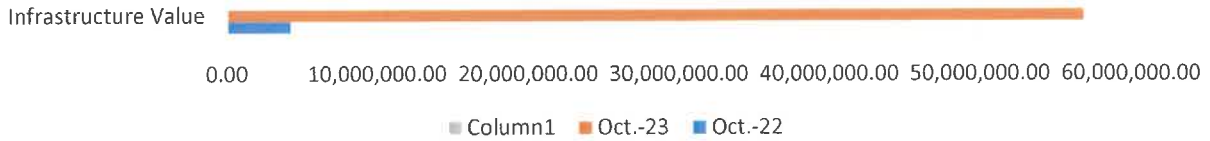
PERMITS BY TRADES Oct. 2023 vs. Oct. 2022



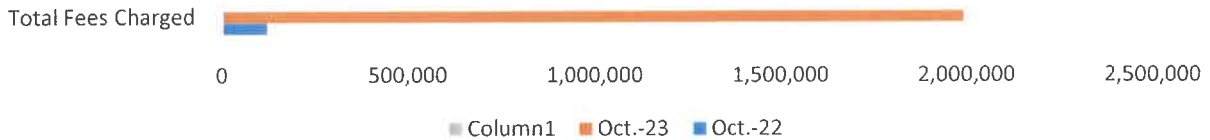
REVENUES BY TRADES Oct. 2023 vs. Oct. 2022



BUILDING PERMIT JOB VALUES



BUILDING PERMIT REVENUES



PERMITS	TOTALS	# OF ELECTRICAL	# OF PLUMBING PERMITS	# OF MECHANICAL HVAC	# OF ROOFING PERMITS	# OF BUILDING PERMITS	TOTAL PERMITS	INFRASTRUCTURE VALUE	TOTAL FEES CHARGED		
Oct. 2023		64	31	27	0	187	309	\$56,868,643.92	1242%	\$1,992,418.94	1563
Oct. 2022		45	21	25	24	136	251	\$4,237,067.60		\$119,802.58	



Permits Issued - Summary by Type

City of Key West

Date Range Between 10/1/2023 and 10/31/2023

PERMIT TYPE	NUMBER OF PERMITS ISSUED	VALUATION	FEES CHARGED
ACCESSORY STRUCTURE	2	\$420,000.00	\$12,101.77
ADDITION	2	\$85,000.00	\$2,600.17
AWNINGS	1	\$2,348.00	\$265.64
CARPORT	1	\$55,000.00	\$1,462.51
COMMERCIAL STRUCTURE NEW	1	\$7,623,678.86	\$253,568.89
DECK	3	\$52,460.00	\$2,492.61
DEMO ELECTRICAL	1	\$5,000.00	\$190.19
DEMO OTHER	1	\$200.00	\$633.84
DEMO PARTIAL	3	\$72,500.00	\$2,580.69
DEMOLITION	1	\$25,500.00	\$1,285.41
ELECTRIC SOLAR	1	\$71,935.00	\$1,898.07
ELECTRICAL	61	\$1,128,998.00	\$35,693.56
FENCE	13	\$130,815.00	\$4,620.53
FIRE SPRINKLER SYSTEM	3	\$150,000.00	\$5,856.12
FOUNDATION REPAIR	1	\$23,000.00	\$1,058.57
FUEL GAS	1	\$2,900.00	\$654.14
HARC	12	\$199,300.00	\$771.50
MECHANICAL HVAC	27	\$1,385,171.00	\$47,137.95
MULTIFAMILY 3 OR 4	9	\$8,639,297.40	\$314,804.02
MULTIFAMILY 5 OR MORE	3	\$26,586,000.00	\$1,001,211.08
PAVERS	1	\$7,000.00	\$239.95
PLUMBING	31	\$521,788.00	\$15,668.20
POOL	5	\$331,000.00	\$4,490.21
POOL RESURFACING	8	\$242,710.00	\$1,649.25
RENOVATION EXTERIOR	55	\$3,627,388.66	\$122,819.37
RENOVATION INTERIOR	19	\$1,457,259.00	\$43,969.50
ROOFING	30	\$540,795.00	\$11,893.59
SHUTTERS	1	\$8,000.00	\$260.18
SIGN NO ELECTRIC	5	\$26,200.00	\$1,405.15
SIGN WITH ELECTRIC	1	\$2,400.00	\$139.13
SINGLE FAMILY HOME	5	\$3,439,500.00	\$98,587.24
SLAB	1	\$5,500.00	\$409.91
Totals:	309	\$56,868,643.92	\$1,992,418.94



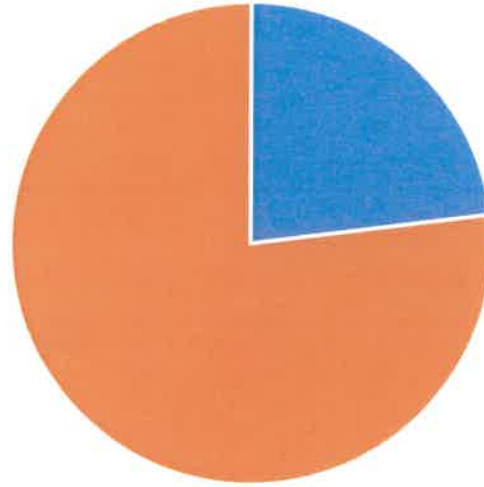
Permits Issued - Summary by Type

City of Key West

Date Range Between 10/1/2022 and 10/31/2022

PERMIT TYPE	NUMBER OF PERMITS ISSUED	VALUATION	FEES CHARGED
ALARM SYSTEM	3	\$43,770.00	\$1,530.41
ASPHALT COATING	1	\$20,000.00	\$589.11
DECK	5	\$68,000.00	\$2,898.88
DEMO ELECTRICAL	1	\$10,000.00	\$258.25
DEMO HURRICANE	1	\$8,000.00	\$213.75
DEMO HURRICANE OTHER	1	\$5,000.00	\$139.06
DEMO HURRICANE PARTIAL	1	\$3,000.00	\$89.98
DEMO OTHER	6	\$33,500.00	\$1,500.68
DEMO PARTIAL	1	\$16,000.00	\$412.00
DEMOLITION	4	\$73,678.00	\$1,240.62
ELECTRIC SOLAR	1	\$34,675.00	\$918.77
ELECTRICAL	43	\$370,820.00	\$12,676.51
FENCE	11	\$44,840.00	\$2,470.25
FIRE SPRINKLER SYSTEM	3	\$101,200.00	\$3,541.81
FUEL GAS	1	\$6,000.00	\$311.84
HARC	5	\$29,000.00	\$253.48
HURRICANE REPAIR	19	\$171,864.00	\$5,351.19
MECHANICAL HOOD	1	\$1,000.00	\$77.71
MECHANICAL HVAC	24	\$264,685.90	\$10,472.95
OTHER STRUCTURE	1	\$25,000.00	\$657.09
PAVERS	1	\$5,000.00	\$333.17
PLUMBING	21	\$271,844.00	\$7,761.72
POOL	4	\$175,000.00	\$4,425.82
POOL RESURFACING	8	\$42,000.00	\$1,274.51
RENOVATION EXTERIOR	33	\$410,595.70	\$17,426.19
RENOVATION INTERIOR	17	\$295,227.00	\$8,799.45
ROOFING	24	\$521,360.00	\$9,722.79
SHUTTERS	1	\$2,310.00	\$204.01
SIGN NO ELECTRIC	3	\$6,350.00	\$667.66
SINGLE FAMILY HOME	1	\$970,000.00	\$20,950.75
SITE WORK	2	\$81,548.00	\$1,024.53
SLAB	2	\$15,800.00	\$676.91
TEMPORARY TRAILER	1	\$110,000.00	\$930.73
Totals:	251	\$4,237,067.60	\$119,802.58

October's Outstanding Fee



■ Collected ■ Out Standing