



**THE CITY OF KEY WEST**

1300 White St  
Key West, FL 33040

**ADDENDUM NO. 1**  
**ITB 23-019**  
**Replace KWPD Flooring**

This addendum is issued as supplemental information to the bid package for clarification of certain matters of both a general and a technical nature. The referenced bid package is hereby addended in accordance with the following items:

- 1. 6mil visqueen moisture barrier with 6" overlap on seams required on the first floor. Moisture barrier is not required on the second floor.**
- 2. Room 107 will not be a part of the project.**
- 3. Cabinets in Room 123 will be moved.**
- 4. The floorplan is attached to this Addendum.**
- 5. Slip under transition strip in doorways meeting ADA requirements.**

All Bidders shall acknowledge receipt and acceptance of this Addendum No. 1 by submitting the addendum with their proposal. Proposals submitted without acknowledgement or without this Addendum may be considered non-responsive.

\_\_\_\_\_  
Signature

\_\_\_\_\_  
Name of Business



González Architects

3130  
Northside  
Drive  
Key West,  
Florida  
33040

(305) 894-8748  
FAX  
(305) 894-8217

Seal  
AA 8002506  
AR 8008154

Project  
**PUBLIC SAFETY FACILITY  
PHASE II - POLICE STATION**  
KEY WEST, FLORIDA

Sheet Title  
FOUNDATION AND  
FIRST FLOOR  
FRAMING PLAN

Revision  
AS SHOWN 06-25-01

Project Number  
99-223  
Date  
09/21/00  
Drawn By  
ELEM  
Checked By  
T.L.

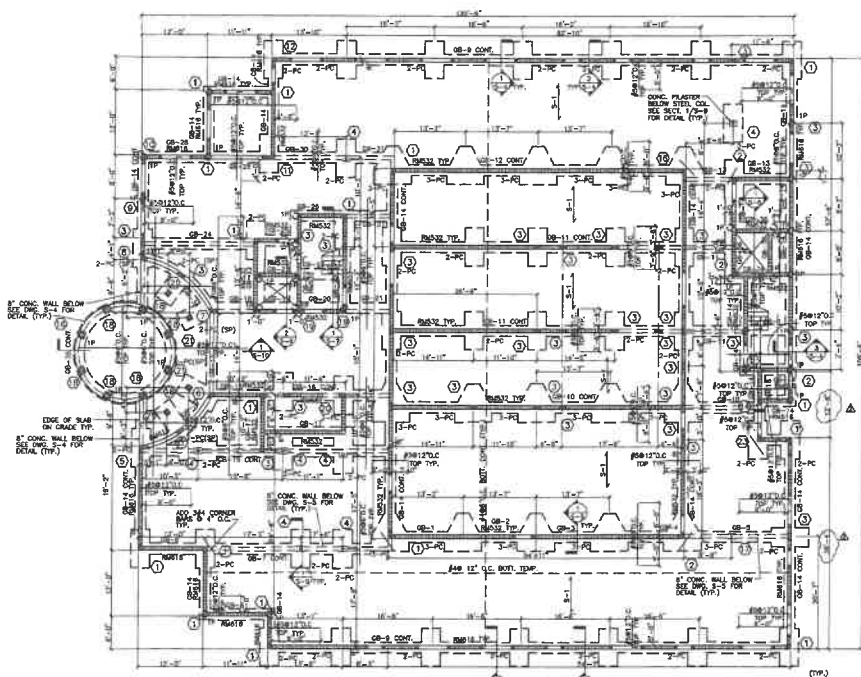
Sheet Number  
S-1



**REINFORCED MASONRY LEGEND**

(PROVIDE VERTICAL REINFORCEMENT IN GROUTED CELLS)

- 1- PROVIDE 3#6 VERTICAL BARS IN GROUTED CELLS TYPICAL AT ALL INTERIOR AND EXTERIOR MASONRY CORNERS
- 2- ADD 3#6 CORNER BARS @ 4" O.C. x 4'-0" LONG @ ALL 90° CORNERS OF THE SLAB (TYP.)
- 3- ADD 1#5 VERTICAL BAR AT EA. SIDE OF THE WINDOW & DOOR OPENING IN GROUTED CELL FULL HEIGHT OF THE MASONRY WALL SET IN 2 CELLS @ EA. SIDE OF WINDOW AND DOOR OPENING (SEE DETAIL 10-3)
- 4- CONTRACTOR TO PROVIDE 8"x12" U.O.M. CONCRETE LINTEL OVER ALL MASONRY OPENING W/3/8 TOP & BOTTOM @ 21 SPACERS @ 4" O.C. LINTEL TO HAVE MIN. 4" BEARING ON EA. END OF THE OPENING. CONTRACTOR TO KEEP THE LINTEL SHORED UNTIL THE UPPER BEAM OR SLAB IS FINISHED AND CURED
- 5- PROVIDE CONG. PLASTER UNDER ALL STEEL CEILING SEE SECT. 1/5-9 FOR DETAILS TYPICAL
- 6- PROVIDE 2" W CONG. WALL UNDER ALL GROUND FLOOR SLAB SEE DETAIL S-4 & S-5 FOR DETAILS TYPICAL



**FOUNDATION & FIRST FLOOR FRAMING PLAN**



**PISTORINO & ALAM**  
CONSULTING ENGINEERS, P.C.  
8401 S.W. 27th AVE., SUITE 111  
MIAMI, FLORIDA 33155 (305) 276-7229  
PROJECT NO. 99-223

DESIGN ENGR.	J.A.
DRAWN BY	ELEM
CHECKED BY	T.L.



González  
Architects

5100  
Northside  
Drive  
Key West,  
Florida  
33506

(305) 294-8748  
FAX  
(305) 294-8217

SEA  
AA 0002016  
AB 0008134

Project  
PUBLIC SAFETY FACILITY  
PHASE II - POLICE STATION  
KEY WEST, FLORIDA

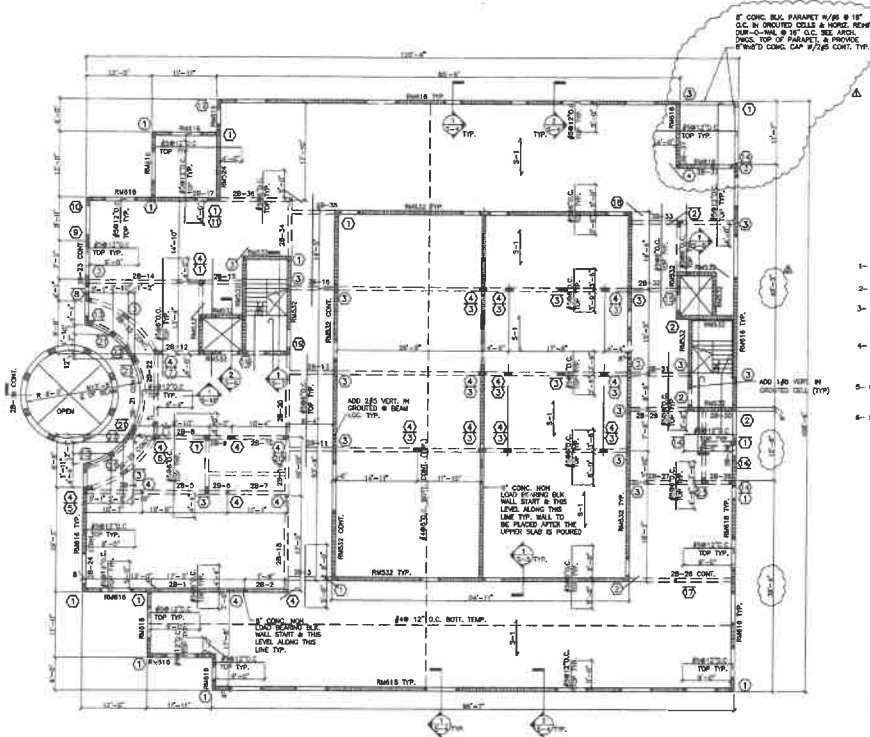
Sheet Title  
SECOND FLOOR  
FRAMING PLAN

Revisions  
AS SHOWN 05-28-01  
AS SHOWN 08-25-01

Project Number  
98-223

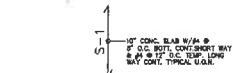
Date  
08/01/00  
Drawn By  
ELEM  
Checked By  
T.A.

Sheet Number  
S-2  
of



**REINFORCED MASONRY LEGEND**  
(PROVIDE VERTICAL REINFORCEMENT IN GROUTED CELLS)

- 1- PROVIDE 2# VERTICAL BARS IN GROUTED CELLS, TYPICAL AT ALL INTERIOR AND EXTERIOR 90° MASONRY CORNERS
- 2- ADD 3#4 CORNER BARS @ 4' O.C. x 4'-0" LONG @ ALL 90° CORNERS OF THE SLAB (TYP)
- 3- ADD 1#5 VERTICAL BAR AT EA. SIDE OF THE WINDOW & DOOR OPENING IN GROUTED CELL FULL HEIGHT OF THE MASONRY WALL, 2#5 IN 2 CELLS @ EA. SIDE OF WINDOW AND DOOR OPENING GREATER THAN 3'-0"
- 4- CONTRACTOR TO PROVIDE FINISHED U.G.A. CONCRETE LINTEL OVER ALL MASONRY OPENING W/2#5 TOP & 3" STRUPLIPS @ 4' O.C. LINTEL TO HAVE MIN. 4" BEARING ON EA. SIDE OF THE OPENING. CONTRACTOR TO KEEP THE LINTEL SHORED UNTIL THE UPPER BEAM OR SLAB IS POURED AND CURED
- 5- CONTRACTOR TO PROVIDE MIN. FINISHED CONC. TO REMAIN OVER ALL BLOCK WALLS 1/2" OR ON THE PLAN SEE DWG. 5-3 FOR THE REM. DETAIL TOP OF THE BEAM +17'-0" TYPICAL
- 6- SEE SECT. 1/5-3 FOR THE CONNECTION OF STEEL COLUMN TO CONCRETE BEAM TOP.



**REINFORCED CONCRETE SLAB LEGEND**

**SECOND FLOOR FRAMING PLAN**

1/8"=1'-0" The North Plan North

**PETERING & SEAM**  
CONSULTING ENGINEERS, P.C.  
8401 S.W. 27th AVE., SUITE 113  
MIAMI, FLORIDA 33175 (305) 279-7900  
PROJECT NO. 98-223

DESIGN DRAWING  
DATE: T.A.  
DRAWN BY: ELEM  
CHECKED BY: T.A.