



**DEPARTMENT OF THE NAVY**  
NAVAL FACILITIES ENGINEERING COMMAND SOUTHEAST  
JACKSONVILLE, FL 32212-0030

11011  
AM12/0027  
January 31, 2019

Mr. Jim Scholl  
Key West City Manager  
P. O. Box 1409  
Key West, FL 33040-1409

Dear Mr. Scholl:

**SUBJECT: APPROVAL TO SPEND UP TO \$235,229.80 OF IN-KIND FUNDS TO INSTALL BUOYS TO DELINEATE A VESSEL EXCLUSION ZONE AT FLEMING KEY, NAVAL AIR STATION (NAS) KEY WEST, FLORIDA AND TO REPLACE BUOY MARKERS TO DELINEATE THE EXISTING SURFACE DANGER ZONE, BOCA CHICA KEY, NAS KEY WEST, FLORIDA**

The Enclosure requests the approval for the use of in-kind funds to install buoys to delineate a vessel exclusion zone at Fleming Key, NAS Key West, and to replace buoy markers to delineate the existing surface danger zone, Boca Chica Key, NAS Key West.

Costs associated with this purchase effort shall not exceed the total estimated cost of \$235,229.80 without prior written approval. Any request to exceed this authorized amount shall be requested of this office in advance of incurring such additional costs.

My point of contact for this action is Sue Romanelli, Lead Realty Specialist, who can be reached at (904)542-6305 or [susan.romanelli@navy.mil](mailto:susan.romanelli@navy.mil).

  
ROBERT F. NOLAN, III  
Real Estate Contracting Officer

Enclosure: 1. CO, NAS Key West Letter Ser 11011 PW1912 of 10 Jan 19

Copy to: Commanding Officer, NAS Key West  
Public Works Officer, NAS Key West



DEPARTMENT OF THE NAVY

NAVAL AIR STATION  
PO BOX 8001  
KEY WEST FL 33040-9001

11011  
PW1912  
10 Jan 19

From: Commanding Officer, Naval Air Station, Key West  
To: Asset Management, Naval Facilities Engineering Command Southeast (Code AM1SA),  
Naval Air Station, Jacksonville

Subj: INSTALL BUOYS TO DELINEATE A VESSEL EXCLUSION ZONE AT FLEMING KEY  
AND NAVAL AIR STATION SMALL ARMS RANGE

Ref: (a) Resolution 14-034, Approving on 29 JAN 14 a Lease between the United States of America  
and the City of Key West for use of the Mole Pier  
(b) U.S. Navy Contract No. N69450-12-RP-00166 with the City of Key West

Encl: (1) Statement of work to Install Buoys to Delineate a Vessel Exclusion Zone at Fleming Key and  
NAS Small Arms Range  
(2) IGE. 2018 – Install Vessel Exclusion Zone Signs at Fleming Key and Buoys at Pistol Range  
(3) Location Maps

1. This letter is submitted in accordance with references (a) and (b).
2. We formally request concurrence to utilize Mole Pier Lease in-kind funding to install buoys to delineate a vessel exclusion zone on the west side of Fleming Key and replace 10 vessel exclusion zone buoy markers to delineate the existing surface danger zone on the northeast side of Boca Chica Key as described in enclosure (1) and shown in enclosure (3).
3. It is in the Navy's best interest to install buoys to delineate a vessel exclusion zone at Fleming Key and a NAS small arms range to provide for the safety of commercial/private boaters in the near-by areas.
4. The independent government cost estimate to Install Vessel Exclusion Signs at Fleming Key and Buoys at the Pistol Range is \$235,229.80 as shown in enclosure (2).
5. We request authorization to proceed, and an approval letter be sent to the City of Key West with a "Do Not Exceed Cost Ceiling" of \$235,229.80 for payment to Install Vessel Exclusion Signs at Fleming Key and Buoys at the Pistol Range.
6. The Point of Contact (POC) at City of Key West for this project is:

Mr. J. K. Scholl  
City of Key West Manager  
P.O. Box 1409  
Key West, FL 33041-1409

7. Please direct any questions or comments to my POC: Ms. Virginia Haller at (305) 293-2914 or [virginia.haller@navy.mil](mailto:virginia.haller@navy.mil).

B. J. BAKER

**STATEMENT OF WORK (SOW)**  
**INSTALLATION OF AIDES TO NAVIGATION**  
**DELINEATING VESSEL EXCLUSION**  
**AT FLEMING KEY AND BOCA CHICA KEY**  
**NAS KEY WEST FLORIDA**  
**26 SEP 2018**

Project Title: **INSTALL BUOYS TO DELINEATE A VESSEL EXCLUSION ZONE AT FLEMING KEY AND NAS SMALL ARMS RANGE**

Activity Location: Naval Air Station Key West, Fleming Key and Boca Chica Key, Florida

WORK ORDER NUMBER: eProjects #XXXXXXX

NAVY PROJECT MANAGER (PM): [Tim Higgins](#)

Phone No: 305-293-2148

E-mail: [timothy.l.higgins2@navy.mil](mailto:timothy.l.higgins2@navy.mil)

**A. GENERAL DESCRIPTION:**

Install pile supported regulatory signs to delineate the existing vessel exclusion zone on the west side of Fleming Key, and replace 10 vessel exclusion zone buoy markers to delineate the existing surface danger zone on the northeast side of Boca Chica Key.

**B. DRAWINGS / SKETCHES / PHOTOS:**

The following drawings, sketches and photos accompany this project description and are a part thereof. Drawings, Sketches and Photos are the property of the US Government and shall not be used for any purpose other than that contemplated by this project:

**ATTACHMENTS:**

1. Army Corps of Engineers permit documents and diagrams for installation of pilings for Fleming Key Vessel Exclusion Zone Signage.
2. Florida Department of Environmental Protection Exemption Documentation and diagrams for installation pilings for Fleming Key Vessel Exclusion Zone Signage.
3. Army Corps of Engineers permit documents and diagrams for installation of Helical Moorings for Vessel Exclusion Zone Buoys at NAS Key West Small Arms Range at Boca Chica Key.

4. Florida Department of Environmental Protection exemption documentation and diagrams for installation of Helical Moorings for Vessel Exclusion Zone Buoys at NAS Key West Small Arms Range at Boca Chica Key.

**C. PROJECT SCHEDULE:**

Project must be completed in 60 calendar days.

**D. LOCATION:** Naval Air Station Key West, waters along the west side of Fleming Key at the mouth of Fleming Cove, and waters along the northeast side of Boca Chica Key.

**E. SPECIFIC PROJECT REQUIREMENTS (Scope of Work):**

**NOTE:** ALL MEASUREMENTS GIVEN IN THIS DOCUMENT ARE APPROXIMATE AND ARE IN NO WAY TO BE CONSTRUED BY THE CONTRACTOR AS ABSOLUTE. THE CONTRACTOR SHALL BE RESPONSIBLE FOR HIS OWN FIELD INVESTIGATION AND MEASUREMENTS. THE GOVERNMENT WILL ASSUME NO RESPONSIBILITY FOR THE CONTRACTOR FAILING TO MAKE HIS OR HER OWN MEASUREMENTS. ALL DESCRIPTIONS AT THE SITE FOUND BY THE CONTRACTOR SHALL BE BROUGHT TO THE ATTENTION OF THE GOVERNMENT PRIOR TO COMMENCING.

For all Bid Items the following applies:

1. Collect all unsuitable material from all preparation, and dispose of, off Government property in accordance with all applicable EPA, State, Federal, and Local laws, regulations, and ordinances.
2. Contractor should expect delays when accessing restricted areas. All areas are within Naval Air Station Key West and within the controlled perimeter.
3. The Contractor is responsible for providing all materials, equipment, and labor necessary to complete the scope of work.

**SCOPE OF WORK**

This is a 2 part scope of work

**Part 1.**

Naval Air Station Key West (NAS Key West) maintains ammunition magazines on Fleming Key that have explosive safety quantity-distance (ESQD) requirements in place to ensure reasonable safety from serious injury should there be a magazine fire or explosion. The

ammunition and Hazardous Materials Handling Review Board has cited NASKW for allowing anchored pleasure water craft to be within the inhabited building distance (IBD) of the Fleming Key Magazine area.

The intent of this portion of the work is for the contractor to establish a vessel exclusion zone (VEZ) by installing ten (10) signs mounted on wood pilings in the nearby waters at approximately 200 yard intervals establishing a safe boundary outside of the IBD to the West end of Fleming Key. **GPS locations of signs to be installed can be found in diagrams included as attachments 1 and 2.**

MATERIALS: The signs (and appurtenances) shall be United States Coast Guard (USCG) regulatory and shall meet the following minimum requirements:

Signs shall be constructed of marine grade Alodine treated aluminum, with aluminum U channel, or angle stiffeners. Overall dimensions of the signs shall be 48"x 48"x .125" thick. Signs shall be mounted on pilings approximately 8' above Mean High Water Line, have ½ mile visibility, with white ultraviolet inhibited, reflective background. Reflective regulatory markings shall have orange warning borders with a crossed diamond shape (designates prohibited area) in the center. The words "VESSEL EXCLUSION ZONE" above the diamond and "NO BOATS" below the diamond shall appear in black letters on the signs. See attachment with sign diagram.

Pilings Standard treated wood timber piles shall be at least 12" in diameter unless otherwise indicated. For salt water applications, the timber piles shall be pressure treated with Chromated Copper Arsenate (2.50). Piles shall be carefully handled with no sudden dropping, breaking of outer fibers, bruising, or penetration of the surface with tools: Minor adjustment to achieve vertical alignment is allowed after pile installation; however, the Contractor is fully responsible to ensure soil has settled around the pile so that no listing will occur. Piles damaged, not located in the proper location, or driven out of alignment shall be withdrawn and replaced by new piles or shall be cut off at the mud-line and additional piles installed as directed, all without additional cost to the Government. Piles longer than 30' may be needed to meet pile installation specifications above due to water depth. There also may be instances where a larger diameter pile than specified above is required for this application.

Pile Wrap Application of high density polyethylene wrap to wooden piles. Wrap shall be a minimum of .030" in thickness. The wrap shall be purchased and installed by the Contractor according to the manufacturer's recommendations for the specific water depth pile is located covering the pile surface area to include both the mean low and high water lines. Prior to applying wrap to pile, the pile which is soiled with marine residue, mold, mud, or other matter will be thoroughly cleaned. The wrap shall be installed using 1-1/4" stainless steel ring-shank roofing nails every 2" along the seam.

Reflective Tape on Piles The contractor shall supply two (2) 6" wide bands of 3M diamond grade white very high intensity prismatic reflective tape with pressure sensitive backing and place them around each pile with a minimum of a 1" lap (the

entire 6" width of the tape), with the first band installed 6" from the bottom of the sign and the second band 8" below the bottom of the first band. For wood piles, all tape shall be firmly secured at the 1" overlap with a minimum of four (4) stainless steel staples at least 3/8" in length.

**Part 2.**

Naval Air Station Key West (NASKW) maintains a small arms range on Boca Chica Key. The intent of this portion of the work is for the contractor to replace 10 helical-anchored exclusion zone buoy markers to designate the Surface Danger Zone. **GPS locations of buoys to be installed can be found in diagrams included as attachments 3 and 4.**

MATERIALS: The buoys (and appurtenances) shall be United States Coast Guard (USCG) regulatory and shall meet the following minimum requirements:

Buoys shall have ½ mile visibility and be USCG "Float Collar Can" Type ABS (ultraviolet inhibited) heavy-duty, white hard outer shell with solid urethane foam inner core and an external ballast below with not more than 24" draft. Reflective regulatory markings shall have orange warning top and bottom borders with a crossed diamond shape (designates prohibited area) in between. The words "NO" above the diamond and "BOATS" below the diamond shall appear in black letters on each opposing sides.

Anchors shall be a 1-3/4" square shaft hot dipped galvanized steel Helmken (or equal) Rock Cutting Auger style Anchor.

Tie-Down Line shall be 1" polyester braded high strength 3 strand that does not absorb water and has a tensile strength limit of 22,500 pounds.

Accessories shall consist of the following:

Connecting and Quick links shall be 7/8" electro galvanized.

Thimbles, Eye-Splices, Swivels and Shackles shall be 7/8" hot dipped galvanized.

Permits: Naval Air Station (NAS) Key West has received all applicable federal and state environmental agency authorizations. All existing authorizations and supporting documentation will be provided to the contractor. Contractor is responsible for obtaining all renewals or new permits as required for any expired authorizations (i.e., Army Corps of Engineers permit). Contractor shall coordinate with the NAS Key West, Public Works Department, Environmental Division, via the Contracting Officer in the preparation of all permit applications and all subsequent supporting documentation. Contractor shall submit all permit applications and subsequent supporting documentation to the applicable federal or State agency, via Naval Air Station Key West. The environmental permits have specific conditions with regard to manatee, sea turtle and sawfish protection and best management practices for piling

installation. The contractor shall ensure that these practices are followed when installing pilings, and anchoring systems.

## **F. GENERAL PROJECT REQUIREMENTS:**

### **1. SUSTAINABLE DESIGN:**

In accordance with Executive Order 13423, NAVFAC Engineering & Construction Bulletin (ECB) 2008-01 and other pertinent directives, integrate sustainable principles into the design, development and construction of the project. Reduce the total cost of ownership of the facility using a whole building, life-cycle approach.

Provide integrated sustainable design strategies and features to minimize the energy consumption of the facilities; conserve resources; minimize adverse effects to the environment; and improve occupant productivity, health, and comfort.

### **2. ENERGY CONSERVATION:**

All energy consuming equipment or systems procured shall meet energy requirements of ASHRAE90.1-2013, and comply with EPA 2005. New water-cooled chillers shall be selected with full load and integrated part load (IPLV) efficiencies not less than “best available” indicated in the NAVFAC SE INTERIM DESIGN GUIDANCE

### **3. APPLICABLE CODES AND STANDARDS:**

The design and construction shall be in accordance with established construction practices, and the latest revision/edition of the following referenced codes and standards. The term "Latest Revision/Edition" is defined as the version as of the project award date. References are available at [www.wbdg.org/ndbm/](http://www.wbdg.org/ndbm/).

The advisory provisions of all codes and standards shall be mandatory, as though the word “shall” had been substituted for “should” wherever it appears. Reference to the “authority having jurisdiction” shall be construed to mean “Contracting Officer”. Comply with the required and advisory portions of the current edition of the standard at the time of contract award. UFC 1-200-references to other UFCs and Codes that are to be used for all sections in this contract.

1. Unified Facilities Criteria (UFC) 1-200-01, General Building Requirements
2. UFC 1-300-09N, Design Procedures
3. Architectural Woodwork Institute.
4. American Aluminum Manufacturers Association (AAMA)
5. American Hardware Association (AHA).
6. Federal, State, County, and local environmental regulations.
7. American Society of Testing and Materials (ASTM)

8. National Fire Protection Association (NFPA) Codes and Standards
9. Mil-standard MIL-STD-188-124B (and Mil-HDBK-419a)
10. NAVFAC SE ITERIM DESIGN GUIDANCE

#### 4. SUBMITTALS:

##### ADMINISTRATIVE SUBMITTALS

Submit one "hard" copy and one electronic copy of each of the following administrative submittals to the Contracting Officer for review and approval:

- a. Accident Prevention and Safety Plans in accordance with U.S. Army Corps of Engineers Safety Manual, EM-385-1-1: SSHO (Site Safety Health Officer) Resume/Qualifications.
- b. Network Analysis/Cost Loaded Schedule or Progress Bar Chart and Schedule of Prices
- c. Manifest report for all disposal material (Hazardous and Non-hazardous waste).
- d. Quality Control (QC) Plan, in accordance with NAVFAC P-445 Manual, Construction Quality Management Program.
- e. Environmental Compliance Plan for installation of pilings.

##### TECHNICAL SUBMITTALS

Product data/reports shall to be submitted for approval for the following items:

- Manufacturer's Product Data:
- Reflective Buoys
- Helical Anchoring System
- Tie Down Line
- Accessories
- Treated Wooden Pilings
- Vessel Exclusion Signs
- Pile Wrap
- Reflective Tape

Provide on 8-1/2" by 11" inches paper. Submit five copies for review and approval.

##### GOVERNMENT REVIEW TIME FOR SUBMITTALS

Allow review period, beginning with receipt by approving authority that includes at least 14 Calendar days for submittals for Contracting Officer approval (for Fire Protection submittals, allow 30 Calendar days review time). The period of review for submittals with Contracting Officer approval begins when Government receives submittal from QC organization. Period of review for each re-submittal is the same as for initial submittal.

#### 5. eCMS REQUIREMENTS:



For all projects > \$150,000 in value, utilize the Naval Facilities Engineering Command's (NAVFAC's) Electronic Construction and Facility Support Contract Management System (eCMS) for the transfer, sharing and management of electronic contract data and documents. The web-based eCMS is the designated means of transferring contract documents between the Contractor and the Government. Paper media or e-mail submission, including originals or copies, of the documents identified in Table 1 are not permitted, except where eCMS is unavailable or non-functional. Contact the administrative contracting office regarding availability of eCMS training and reference materials. (Additional guidance is available on the Unified Facilities Guide Specification SECTION 01 31 23.13 25.)

#### 6. ACCESS REQUIREMENTS:

- A. Access to Site: The Contractor shall be responsible for obtaining permission to enter each site and perform all required fieldwork. The contractor shall gain access through the Contacting Officer responsible for the project.
- B. Licenses and Permits: The Contractor shall be responsible for obtaining any necessary licenses and permits, and for complying with all applicable laws, codes and regulations in connection with prosecution of the work.
- C. Ownership. Deliverable shall become Government property and shall be part of the NAVFAC facilities library and may be used in whole or in part by the Government in any way.
- D. Local Contact. The Contractor shall consult with the Base Public Works.
- E. Contractor shall expect delays when accessing restricted areas and include time into this proposal. All areas are within NAS and within the controlled perimeter.

#### 7. EXAMINATION OF PREMISES:

Prior to submitting proposals, contractors are expected to inspect the project site and satisfy themselves as to the general and local conditions that may affect the cost of performance of the work to the extent that such information is reasonably obtainable.

The Contracting Officer will announce a specific date and time when contractors will be allowed to visit the project site. Contractors shall be accompanied by Government personnel.

All inquiries shall be in writing and shall be submitted to the assigned Contract Specialist at the NAVFAC SE, PWD, Naval Air Station, Key West, Florida.

#### 8. PRE-PERFORMANCE MEETING:

Prior to beginning any work, the Contractor shall meet with the Contracting Officer in order that an approved schedule and sequence of work may be arranged. This meeting shall be held within 14 calendar days after issue date of the Contract.

The Contractor agrees to prosecute the work with sufficient diligence to ensure completion within the time specified.

All work shall be accomplished between the hours of 7:30 a.m. and 4:30 p.m., Monday through Friday (excluding Federal Holidays) unless other times are specifically pre-arranged with the Contracting Officer's representative.

Invoice forms and processing will be distributed and discussed during this Pre-Performance Meeting.

#### 9. STATION REGULATIONS:

The Contractor, employees and Sub-contractor(s) shall become familiar with any and obey all Station Regulations, including fire, traffic and security regulations. All Contractor personnel shall keep within the limits of the work (and avenues of ingress egress) and shall not enter any restricted areas unless required to do so and are cleared for such entry. The Contractors and Sub-contractor's equipment shall be conspicuously marked for identification.

#### 10. SECURITY REQUIREMENTS:

All individuals working at the Naval Air Station Complex and associated Annexes shall obtain an individual Identification Card issued by the Naval Air Station Pass and ID Office. (This does not apply to individuals making deliveries.) Each individual shall present two original forms of identification: photo ID, such as State Driver's License, or Pass Port; and Original Social Security Card. The firm shall provide Employment Eligibility Verification in accordance with Homeland Security requirements. Pass and ID Forms and additional instructions will be issued to the Contractor upon award of the Contract.

In addition to individual Identifications, vehicle permits shall be obtained for non-rental vehicles. Vehicle Permits require documentary proof of liability insurance coverage and all pertinent identification/description such as manufacture's Model, Body type and engine number.

#### 10.1 IDENTIFICATION BADGE AND INSTALLATION ACCESS

All contractors, suppliers and vendors must have a Defense Biometric Identification System (DBIDS) credential for base access. Obtain access to the installation by participating in the DBIDS. Costs for obtaining passes through the DBIDS are the responsibility of the Contractor. One-day passes, issued through the Base Pass and Identification Office will be furnished without charge. Furnish a completed EMPLOYMENT ELIGIBILITY VERIFICATION (DHS FORM I-9) form for all personnel requesting badges. This form is available at <http://www.uscis.gov/portal/site/uscis> by searching or selecting Employment Verification (Form I-9). Immediately report instances of lost or stolen badges to the Contracting Officer.

a. DBIDS Program: Defense Biometric Identification System (DBIDS) increases installation security and communications by receiving frequent database updates on changes to personnel/credential status, law enforcement warrants, lost/stolen cards, and

force protection conditions. The system provides a continuous vetting anytime the DBIDS card is scanned at an installation entry point. If you currently have an Navy Commercial Access Control System (NCACS) card, the following is required to get a DBIDS credential:

1. Present your NCACS Card and a completed copy of the SECNAV FORM 5512/1 to the base Visitor Control Center representative.
2. The VCC will pull up your information in the computer, ensuring all information is current and correct.
3. Once your information is validated, a temporary DBIDS credential is provided.
4. Your temporary credential will have an expiration date, prior to which you will need to obtain your permanent DBIDS credential (~ 180 days).
5. For each additional U.S. Navy installation to which you need access, the first time you visit you only need to bring your DBIDS credential and statement of purpose for base access when arriving at the Visitor Control Center.
6. The representative will enter base access authorization and then you may proceed to work.
7. All other information can be found on the website:  
<https://cnic.navy.mil/om/dbids.html>

b. One-Day Passes: The Government will not be responsible for any cost or lost time associated with obtaining daily passes or added vehicle inspections incurred by non-participants in the DBIDS.

#### 11. PHOTOGRAPHY AND CELL PHONE USAGE:

Taking of photographs will not be permitted within the Naval Air Station Complex unless first approved by the Contracting Officer. Cell phones shall not be used on the job site with the exception of the SSHO, QC, Superintendent and/or Project Manager. These supervisors shall have the right to confiscate employee cell phones if used on the job site. Excessive use of cell phones by an employee on the job site will be cause for removal from job site. Cell phone usage is a distraction and with potential hazardous activities at all job sites, safety is a concern. Employees are encouraged to leave their cell phones in their vehicles.

#### 12. SAFETY AND HEALTH REQUIREMENTS:

The provisions of the Department of the Army, Corps of Engineers' "Safety and Health Requirements Manual" EM 385-1-1 (current edition) shall apply to the work under this Contract. The Safety Program/ Plan shall be job/site specific applicable to the work under this Contract. Work cannot proceed until the Safety Plan has been submitted by the Contractor and approved by the Contracting Officer. OSHA requirements also apply. Implement the most stringent safety rules that apply.

This Manual is available on line at: <Http://www.usace.army.mil/publications/eng-manuals/em385-1-1/toc.htm>.

References: The publications listed below form a part of this specification. Use current version of referenced requirements at the time of contract solicitation. The publications are referred to within the text by the basic designation only.

AMERICAN NATIONAL STANDARDS INSTITUTE (ANSI)

ANSI Z359.1, *Safety Requirements for Personal Fall Arrest System, Subsystems and Components*

ANSI A10.32, *Fall Protection systems for Construction and Demolition Operations*

ANSI Z88.2, *Respiratory Protection*

ANSI Z358.1, *Emergency Eyewash and Shower Equipment*

ASME INTERNATIONAL (ASME)

ASME B30.22, *Articulating Boom Cranes*

ASME B30.3, *Construction Tower Cranes*

U.S. NATIONAL ARCHIVES AND RECORDS ADMINISTRATION  
(NARA)

29 CFR 1910 *Occupational Safety and Health Standards*

29 CFR 1926 *Safety and Health Regulations for Construction*

13. CLEANUP:

The Contractor shall at all times keep the work area free from accumulations of waste materials. Combustibles and waste materials, rubbish and other items shall be removed from the work site each workday. Before completing the work, the Contractor shall remove from the work area and premises any tools, equipment, and materials that are not the property of the Government, etc. Upon completing all work, the Contractor shall leave the work area in a clean, neat, and orderly condition satisfactory to the Contracting Officer.

14. DISPOSAL:

All generated/construction waste shall be removed off Government property and disposed of in accordance with all local, State and Federal regulations at the Contractor's expense.

15. COOPERATION WITH OTHER CONTRACTORS:

Attention is invited to the fact that other Contractors may be engaged in similar and supporting work requiring close cooperation. The Contractor shall cooperate and schedule his work to avoid conflict with and interruption of the work of others insofar as practical. In the case of conflicts with other Contractors that cannot be resolved satisfactorily, the matter shall be referred to the Contracting Officer for decision, and such decision shall be final, subject to right of appeal in accordance with the terms of this contract.

16. UNFORESEEN MAJOR REPAIRS:

Should deteriorated material of a major nature be uncovered in the course of the work, it shall be brought to the attention of the Contracting Officer. All repairs shall be made only as directed in writing, by the Contracting officer.

Any additional work that may increase the original cost of this contract must be approved and funded prior to executing of same.

17. EXISTING WORK:

Operations affecting existing work shall be executed with care so as not to damage work in place; and all work damaged by such operations shall be rectified or be replaced without additional cost to the Government and be satisfactory to the Contracting officer. Care shall be taken when removing all existing equipment, fasteners and be protected with the intension to Re-use existing services

18. AVAILABILITY OF UTILITIES:

All reasonable amounts of electric and water service will be made available to the Contractor by the Government from the nearest suitable and available connection. The contractor is fully responsible for all material and labor costs associated with the utility connection.

19. INTERRUPTION OF UTILITIES SERVICES:

Permission to interrupt any Activity roads and/or utility services such as water, sanitary sewer, telephone and electric shall be requested in writing a minimum of five (5) calendar days prior to the desired date of interruption.

Make utility cutovers and interruptions after normal working hours or on Saturdays, Sundays, and Government holidays.

20. DRUG ABUSE BY CONTRACT EMPLOYEES:

It has been determined that the illegal possession and use of drugs and paraphernalia by civilian and contract employees in the Military setting contributes directly to widespread military drug abuse and undermines command efforts to eliminate drug abuse among military personnel. Every effort will be made to deter and detect drug offenses by civilian and contract employees on military installations.

Measures to be taken to identify drug offenses and paraphernalia include routine, random inspection of vehicles on entry and exit, with drug detection dog teams, when available; and random inspection of personal possessions on entry or exit.

Where there is probable cause to believe that civilian or contract personnel on a military installation has been engaged in use, possession or trafficking of drugs, that employee may be restricted or detained for the period necessary until the employee can be removed from the installation or can be turned over to local Law Enforcement authorities having jurisdiction, when

appropriate. In any event, civilian or contract employees suspected of committing a drug offense on the Military installation may be removed there from at the earliest opportunity.

When illegal drugs are discovered in the course of an inspection or search of a vehicle operated by a civilian or contract employee, the employee and the vehicle may be detained for a reasonable period of time necessary to turn the employee and the vehicle over to appropriate civil law enforcement officials, and action may be taken to suspend, revoke or deny installation driving privileges.

Implicit with the acceptance of this Contract is the Contractor's agreement to comply with all Federal statutes, laws and regulations, including those regulations issued by the Commanding Officer of Naval Air Station, Key West, Florida.

#### 21. STORM PROTECTION:

In an effort to ensure all contractors are prepared for hurricane conditions, the Government requests that each contractor provide a hurricane plan to the FEAD office if any construction work under this contract falls within the hurricane season which starts 01 June and ends 30 November. This plan shall address the following:

1. What your company and associated subcontractors will do during each Hurricane Condition.
2. Key personnel contact information (home, work, cell, and pager numbers).
3. List of equipment essential to hurricane recovery and associated operator.

#### 21.1 HURRICANE CONDITION V (Five)

This condition is a normal condition of readiness effective throughout the 01 June to 30 November period. Contractors will limit the amount of loose supplies/materials onsite. Maintain continuous good housekeeping practices and have readily available sufficient hurricane gear in the event Hurricane Conditions IV through I are set. FEAD and NAS personnel will continuously inspect throughout the hurricane season to ensure compliance. Review contingency plans. Report setting of COR 5 to KO

#### 21.2 HURRICANE CONDITION IV (Four)

1. Threat of destructive winds possible within 72 hours.
2. Minimum contractor action required:
  - a. Provide job sites with sufficient hurricane gear, such as ropes, stakes and tarpaulins, to securely fasten all potentially wind-borne unfinished construction, trailers, shed, stockpiles of material, tools and equipment.

- b. Clear job sites, camps, and yards of all waste material, trash and debris that may become wind-borne.
- c. Report setting of COR 4 to KO

#### 21.3 HURRICANE CONDITION III (Three):

1. Destructive winds of hurricane force are possible within 48 hours.
2. Minimum contractor action required.
  - a. Be prepared to secure work immediately at the direction of the FEAD office.
  - b. Remove or store materials.
  - c. Tie down all trailers, sheds, storage facilities, portable toilets, etc.
  - d. Arrange to have sufficient workers on call to turn out if Condition II is set.
  - e. Conduct final inspection of site ensuring that all materials, gear, equipment are stowed and secured. **Evacuate the site. Report actions in writing and setting of COR 3 to the KO.**

#### 21.4 HURRICANE CONDITION II (Two):

1. Destructive winds of hurricane force are anticipated within 24 hours.
2. **No Contractors on site.**

#### 21.5 HURRICANE CONDITION I (One):

1. **No Contractors on site.**

#### 21.6 AFTER THE STORM:

1. Inspect work site for safety hazards before resuming work.
2. Report property damage, etc., to the FEAD office.
3. Resume seasonal Hurricane Condition V.

#### 22. MINIMUM INSURANCE REQUIREMENTS:

Procure and maintain during the entire period of performance under this contract the following minimum insurance coverage:

- a. Comprehensive general liability: \$500,000 per occurrence
- b. Automobile liability: \$200,000 per person, \$500,000 per occurrence for bodily injury,

\$20,000 per occurrence for property damage

- c. Workmen's Compensation as required by Federal and State workers' compensation and occupational disease laws.
- d. Employer's liability coverage of \$100,000, except in States where workers compensation may not be written by private carriers.
- e. Others as required by State law.

23. SCHEDULE OF PRICES/BAR CHART SCHEDULE OR COST LOADED CPM SCHEDULE:

The Schedule of Prices/Bar Chart Schedule or Cost Loaded Network Analysis Schedule is the basis for developing and checking progress payments. The Schedule of Prices/Bar Chart Schedule or Cost Loaded Network Analysis Schedule is to be developed by the contractor and submitted electronically to the Government for approval.

No progress payments will be made until the Schedule of Prices/Bar Chart Schedule or Cost Loaded Network Analysis Schedule (i.e. Primavera) is approved. In order to facilitate approval, items of work are to be broken down into appropriate units of work and unit cost for both labor and material assigned to each unit as denoted by the appropriate level of the Network Analysis schedule. Lump-sum prices are unacceptable except for items of equipment. Bond premium is to be listed as a separate item.

24. CONTRACTOR QUALITY CONTROL:

This contract requires that the contractor is responsible for quality control of all design (if applicable) and construction activities. This requires the contractor to inspect and certify that his work meets the requirements of all contract documents. The Contractor Quality Control (CQC) requirements are specifically defined in NAVFAC P-445 Manual, Construction Quality Management Program. At a minimum, salient features are:

- a. Identify the time, place and attendees for the Mutual Understanding Meeting. The contractor's quality control manager is tasked with oversight of all quality control activities for both design (if applicable) and construction. He must be appointed by a principal of the prime contractor.

A CQC plan is required. The plan must address the QC Program for both design (if applicable) and construction. Design activities shall not progress beyond the "concept" stage and no construction work will commence until the PWD/FEAD office approves the plan.

- b. Daily reports for construction activities are to be provided electronically to the Engineering Technician (ET) on the first normal workday following performance of the work covered in the report. Reports are to be specific, factual and give data as to what



was inspected and accepted. CQC Manager must be approved by the Contracting Officer. Should it become necessary to change the CQC Manager, prior approval by the Contracting Officer is also required.

Tests are to be performed by the contractor as required and as delineated by the CQC Plan.

25. SUPERVISION:

The Contractor shall have a Superintendent fluent in English on the job site during working hours. Approval of on-site Superintendent is required prior to start of construction. Provide resumes describing their experience with references and qualifications to the Contracting Officer for approval.

Minimum SSHO Requirements are 3 years work on similar projects, completion of the 30-hour OSHA construction safety class within the last 3 years and competent person training for work of this project.

The Superintendent may also be the Site Safety and Health Officer (SSHO).

The Quality Control (QC) Manager may serve in any other position.

Superintendent shall also be responsible for updating the project schedule.

- End SOW -

**BREAKDOWN OF DIRECT COSTS**

Contract No. **N69450-xxxxxx**

**Install Vessel Exclusion Zone Signs at Fleming Key and Buoys at Pistol Range** Vessel Exclusion Bu

ITEMS OF WORK FOR Prime Contractor	QTY	UNIT	MATERIAL		LABOR		R O
			Unit Cost	Total Cost	Unit Cost	Total Cost	
				0.00		0.00	
Field personnel, project manager, av	0	Week	0.00	0.00	\$0.00	0.00	
Field personnel, superintendent, average	0	Week	0.00	0.00	\$0.00	0.00	
			0.00	0.00		0.00	
				0.00		0.00	
				0.00		0.00	
				0.00		0.00	
				0.00		0.00	
DIRECT Prime Contractor's TOTALS				0.00		0.00	R O

NOTE: SEE ATTACHED FOR ESTIMATE BREAKDOWN.

ITEMS OF WORK FOR Sub-Contractor	QTY	UNIT	MATERIAL		LABOR		R O
			Unit Cost	Total Cost	Unit Cost	Total Cost	
DEMOLITION	0			0.00		0.00	
	0			0.00	0.00	0.00	
	0			0.00	0.00	0.00	
	0			0.00	0.00	0.00	
	0		0.00	0.00	0.00	0.00	
	0			0.00	0.00	0.00	
PREPARATION	0			0.00		0.00	
31 06 6015 1310 Mobilization, set up and remove, mobilization by water for barge driving rig	2	ea.	0.00	0.00	2,925.00	5,850.00	
	0			0.00	0.00	0.00	
	0		0.00	0.00	0.00	0.00	
INSTALLATION				0.00		0.00	
Pilings, wood, pressure treated, barge driven	10	ea.	2,500.00	25,000.00	1,250.00	12,500.00	
Signs, aluminum, 0.125 thick, Alodine treated, Reflective, Vessel exclusion, with install hardware and bracing.	10	ea.	665.00	6,650.00	200.00	2,000.00	
Buoys, vessel exclusion, helical anchored, can style.	10	ea.	5,000.00	50,000.00	3,000.00	30,000.00	
Pile Cap, UV protected black polypropylene, round cone, 16" diameter	10	ea.	40.00	400.00	25.00	250.00	
Reflective tape, silver white, high intensity, 6"wide x 150'	1	Roll	312.00	312.00	200.00	200.00	

Piling wrap, polyethylene, black, 30 mil thick, 60" x 300' roll	1	Roll	425.00	425.00	2,000.00	2,000.00	
Nails, stainless steel, ring shank roofing, 1.5 inches long, 25 pound container.	1	ea.	159.00	159.00	0.00	0.00	
	0		0.00	0.00	0.00	0.00	
				0.00	0.00	0.00	
	0		0.00	0.00	0.00	0.00	
	0		0.00	0.00	0.00	0.00	
	0		0.00	0.00	0.00	0.00	
				0.00		0.00	0
	0		0.00	0.00	0.00	0.00	
				0.00		0.00	
				0.00		0.00	
				0.00		0.00	
				0.00		0.00	
DIRECT Sub-Contractor's TOTALS				82,946.00		52,800.00	R
							O

KW Factor

SubTotal

**TOTAL**

Date: **6-Nov-18**

**OYS**

EQUIPMENT		
Days	Rate	Total
		0.00
		0.00
		0.00
		0.00
		0.00
		0.00
		0.00
		0.00
		0.00
		0.00
		0.00
		0.00
		0.00
		0.00
	Total (Rental)	0.00
	Total (Owned)	0.00

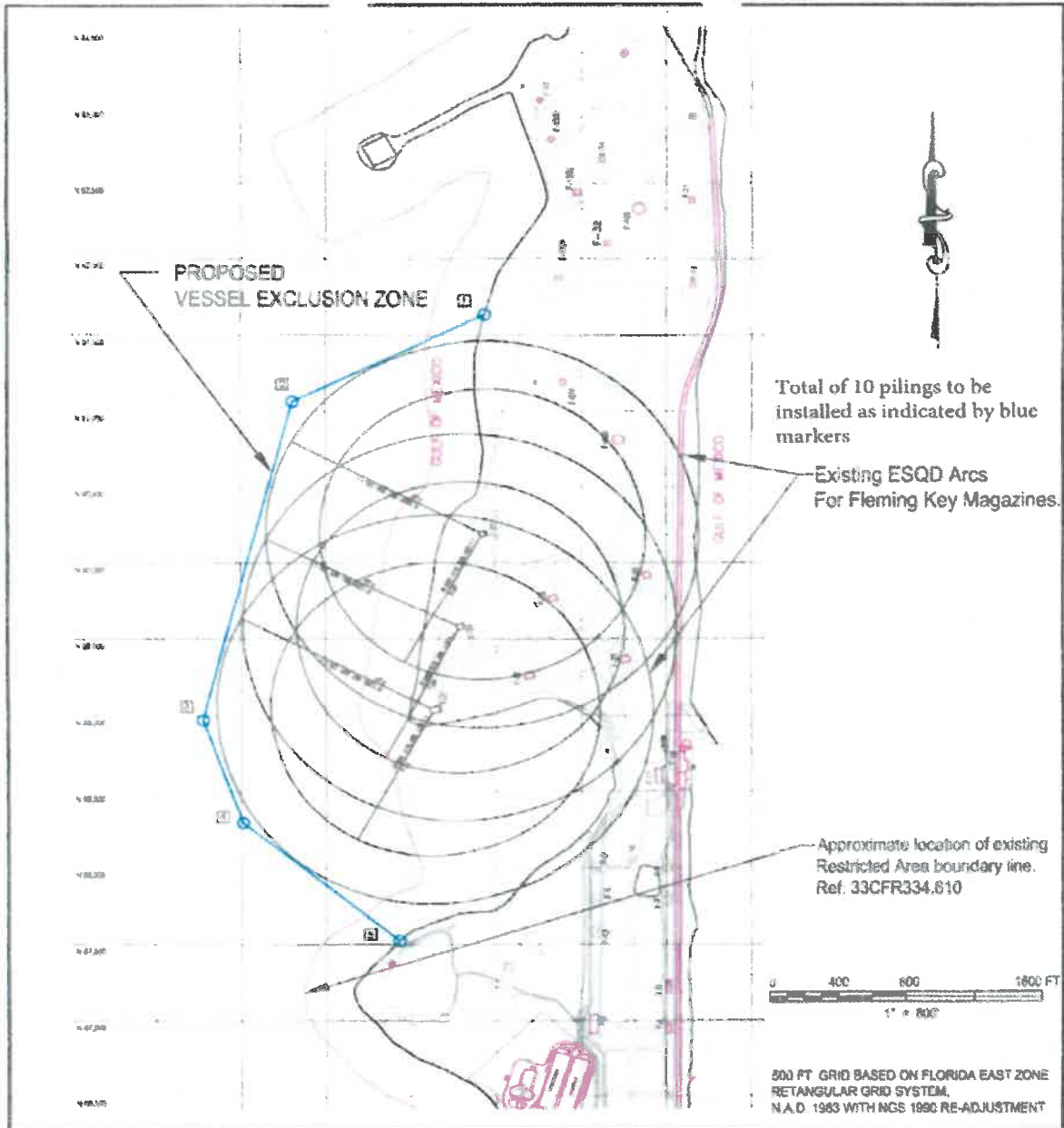
Rental Total
0.00
0.00
0.00
0.00
0.00
0.00
0.00
0.00
0.00
0.00
0.00
0.00
0.00
0.00


EQUIPMENT		
unit	Rate	Total
0		0.00
0		0.00
0		0.00
0		0.00
0		0.00
0		0.00
0		0.00
0		0.00
2	5850.00	11700.00
0		0.00
0		0.00
0		0.00
10	1250.00	12500.00
10	100.00	1000.00
10	2000.00	20000.00
10		0.00
1		0.00

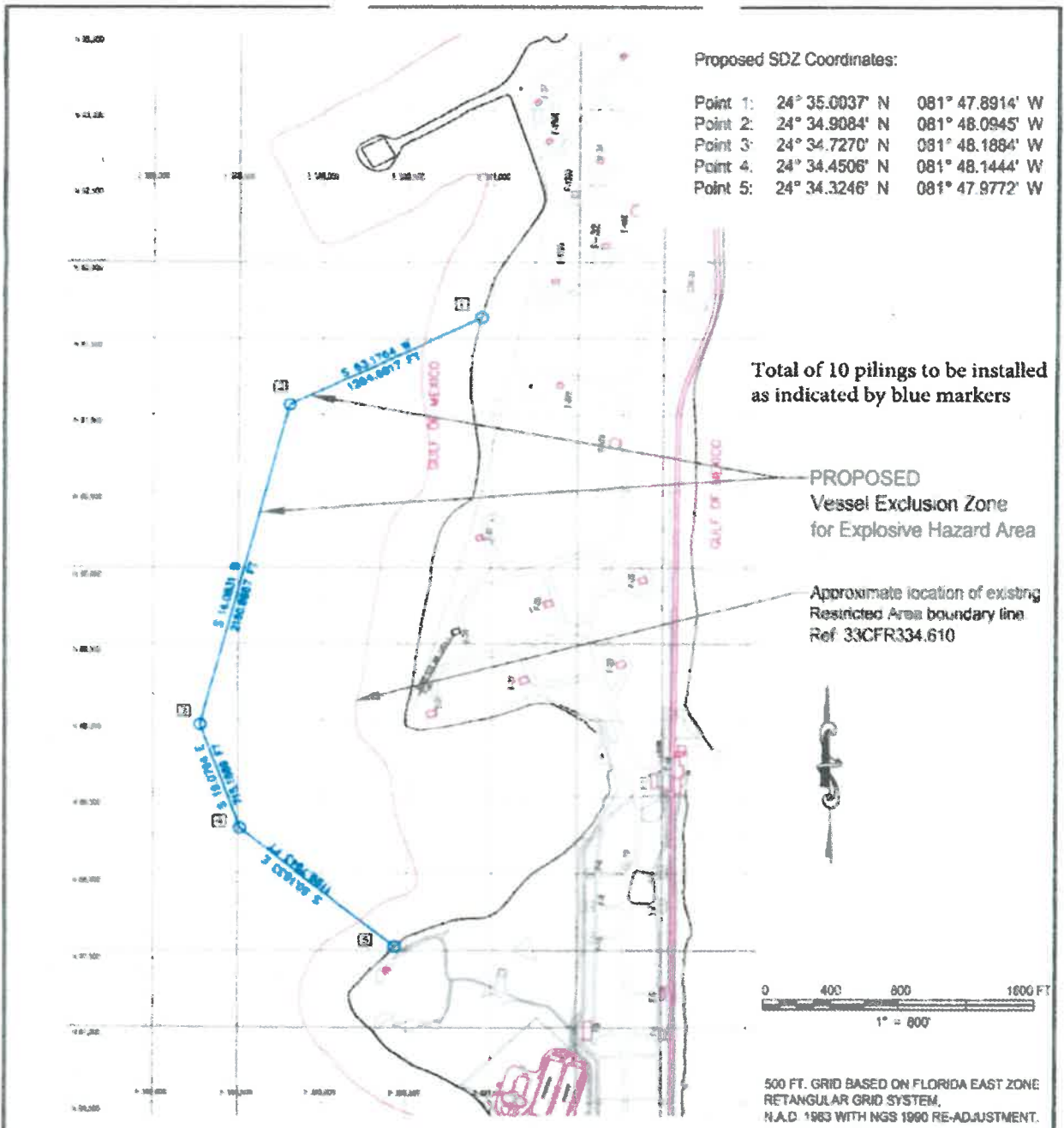
Rental Total
--------------


1		0.00
1		0.00
0		0.00
0		0.00
0		0.00
0		0.00
0		0.00
0		0.00
0		0.00
0	680.00	0.00
0		0.00
0		0.00
0		0.00
0		0.00
0		0.00
Total (Rental)		0.00
Total (Owned)		45200.00

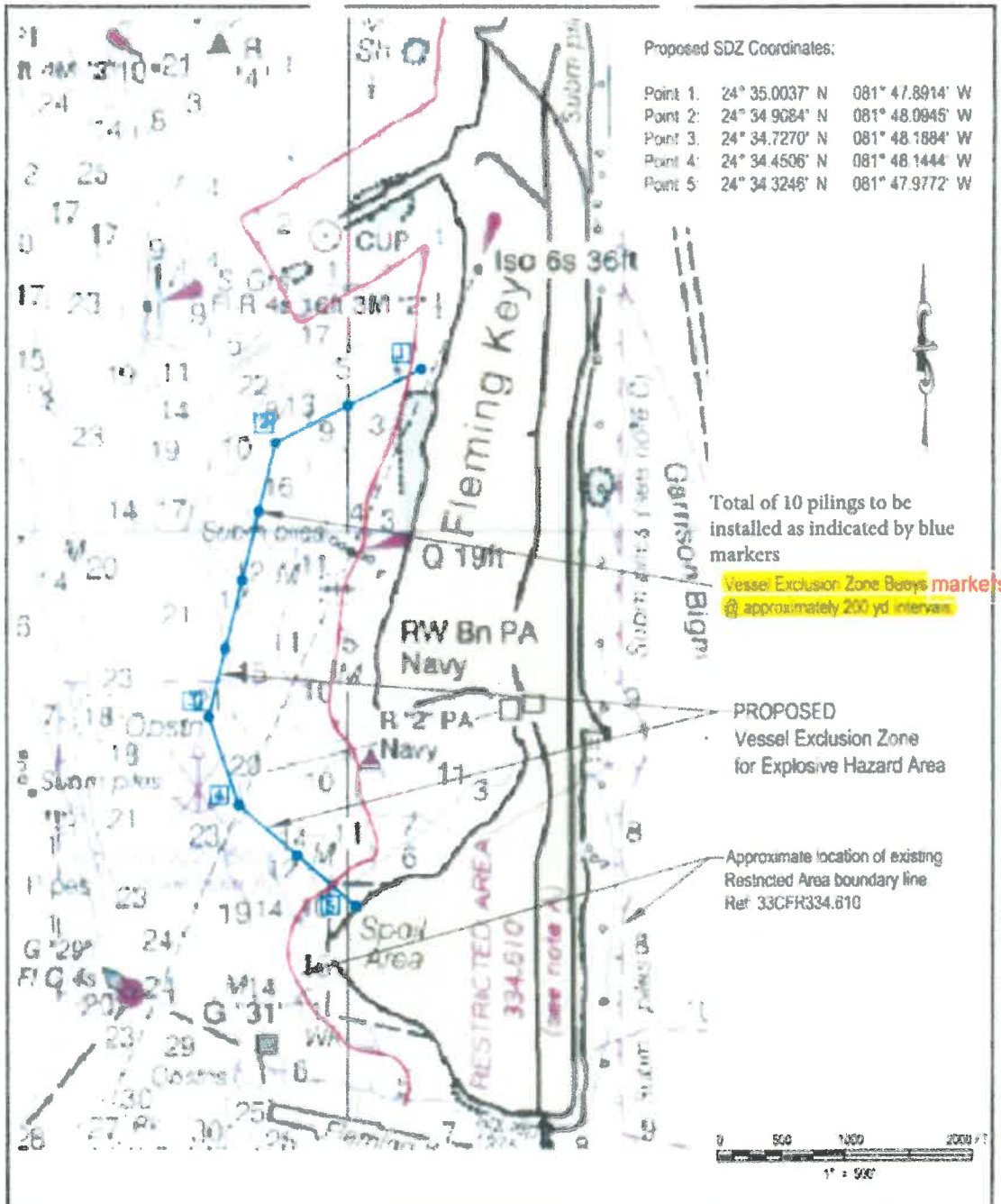
\$54,283.80  
 \$180,946.00  
**\$235,229.80**



DATE 24 JAN 06	<b>EXPLOSIVE HAZARD AREA, VESSEL EXCLUSION ZONE</b>	ENCLOSURE SHEET NO	
DESIGNER dbr/bbr	<b>FLEMING KEY</b>	1	
PROJECT ESQDSDZFLEMING	NAVAL AIR STATION KEY WEST, FL	OF 3	
SAI-2006-04759 / US Navy (Page 1 of 4) June 5, 2017			



DATE 24 JAN 06	<b>EXPLOSIVE HAZARD AREA, VESSEL EXCLUSION ZONE</b>	ENCLOSURE (2)	
DESIGNER bbr/bbr	SAJ-2006-04759 / US Navy (Page 2 of 4) June 5, 2017	SHEET NO.	
PROJECT ESQSDZFLEMING	FLEMING KEY	2	
	NAVAL AIR STATION KEY WEST, FL	3	



DATE 24 JAN 06	EXPLOSIVE HAZARD AREA, VESSEL EXCLUSION ZONE
DESIGNER obr/fbr	SAJ-2006-04759 / US Navy (Page 3 of 4) June 5, 2017
PROJECT ESQSD/FLEMING	FLEMING KEY
	NAVAL AIR STATION KEY WEST, FL

ENCLOSURE SHEET NO  
**3**  
OF **3**





