



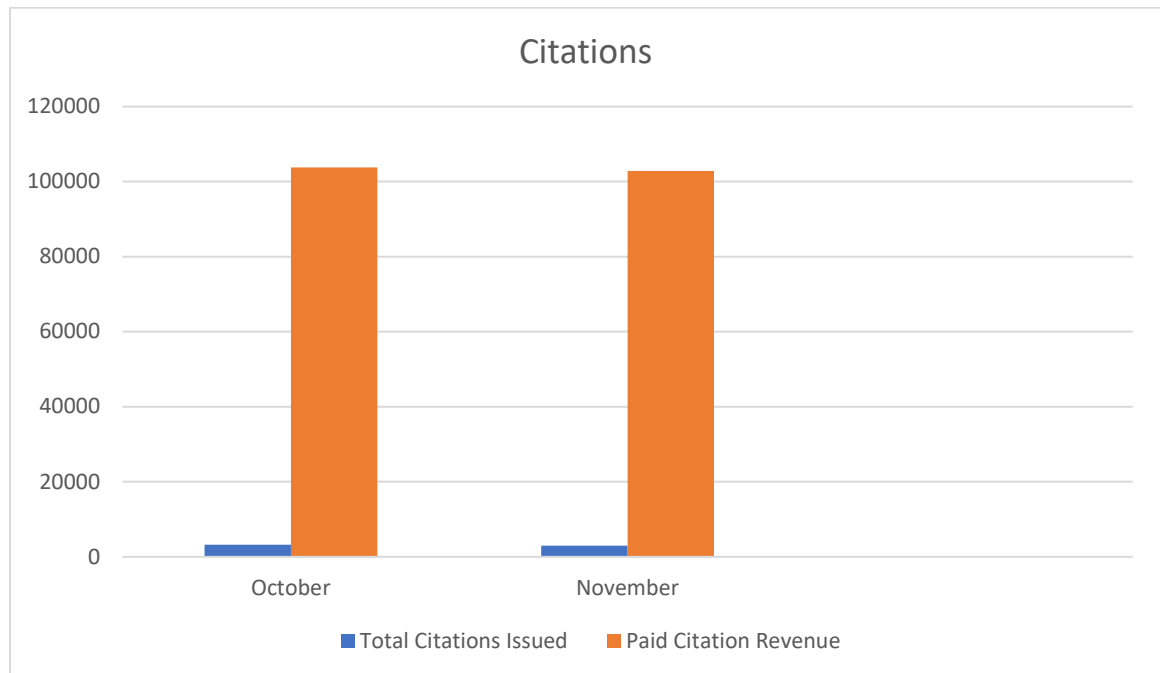
# Monthly Parking Division Report

**To:** Brian Barroso, City Manager

**Date:** December 15, 2025

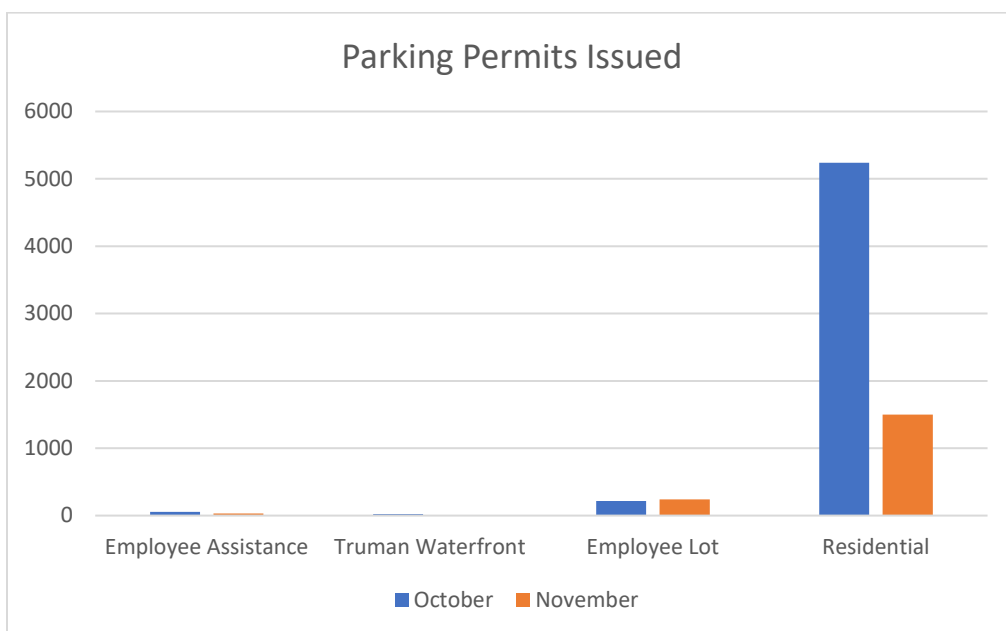
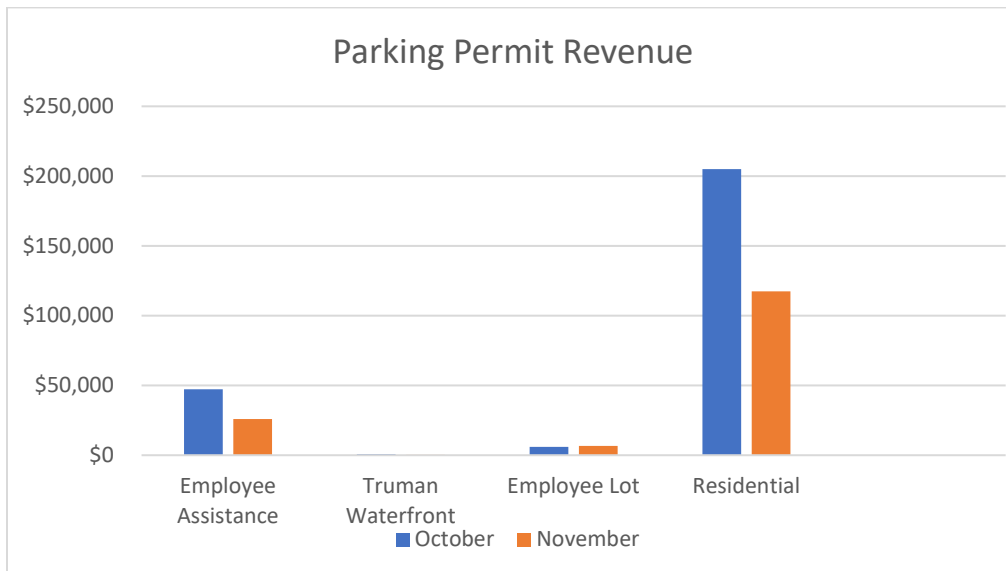
**From:** John Wilkins, Parking Division Director

**Subject:** November 2025 Parking Division Report



	Total Citations Issued	Paid Citation Revenue
October	3251	\$103,770
November	2937	\$102,865

	Total Citation Appeals	KWPD Dispatch Calls
October	203	Not Reported
November	201	Not Reported

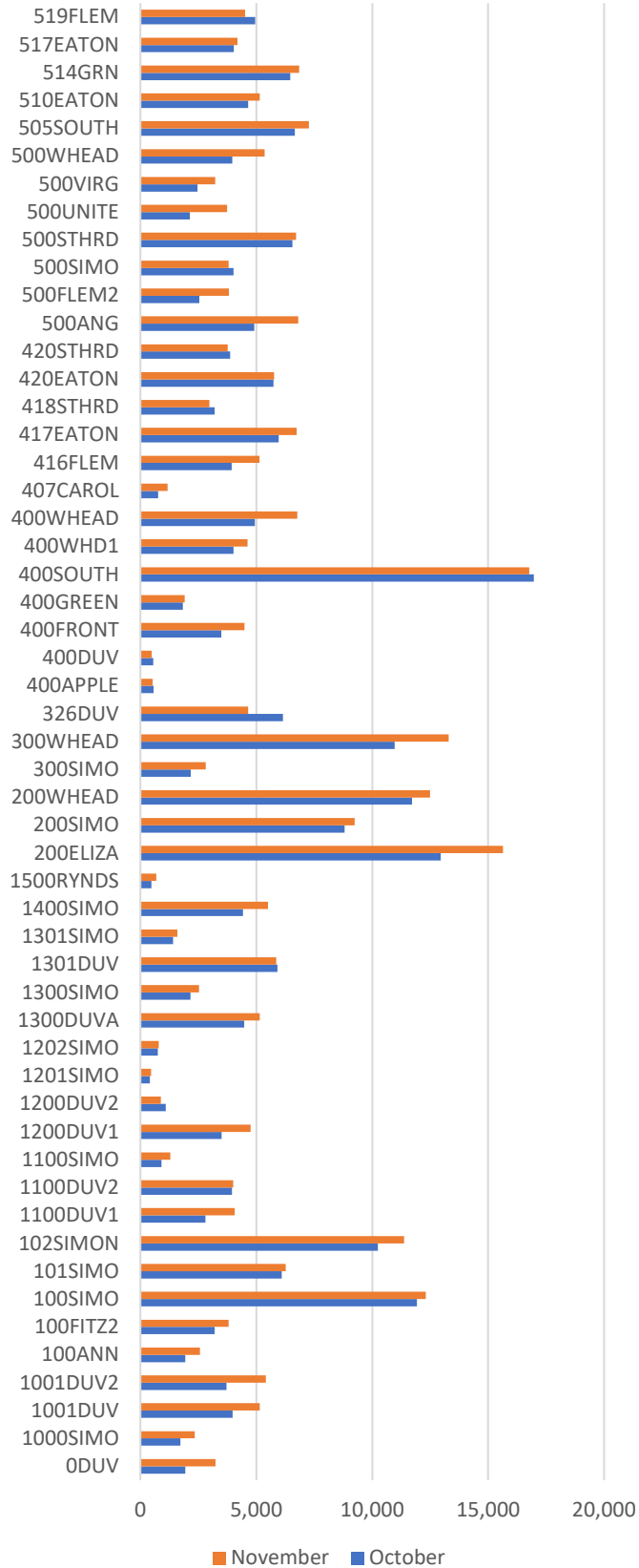


Parking Permits Issued	October	November
Employee Assistance	55	30
Truman Waterfront	21	10
Employee Lot	216	239
Residential	5,241	1,499

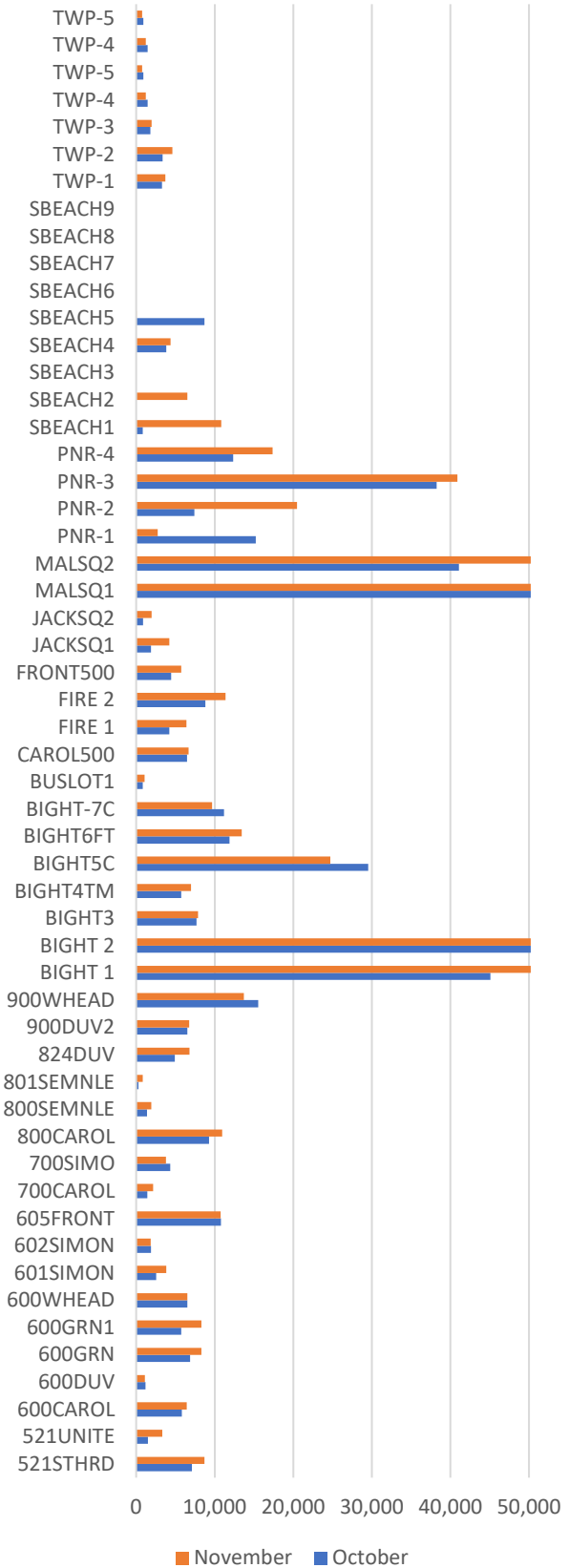
Parking Permit Revenue	October	November
Employee Assistance	\$47,352	\$25,828
Truman Waterfront	\$595	\$283
Employee Lot	\$6,011	\$6,651
Residential	\$205,080	\$117,311

Temporary ROW Permits	October	November
Issued	90	98
Revenue	\$4,500	\$4,400

### Paystation Revenue

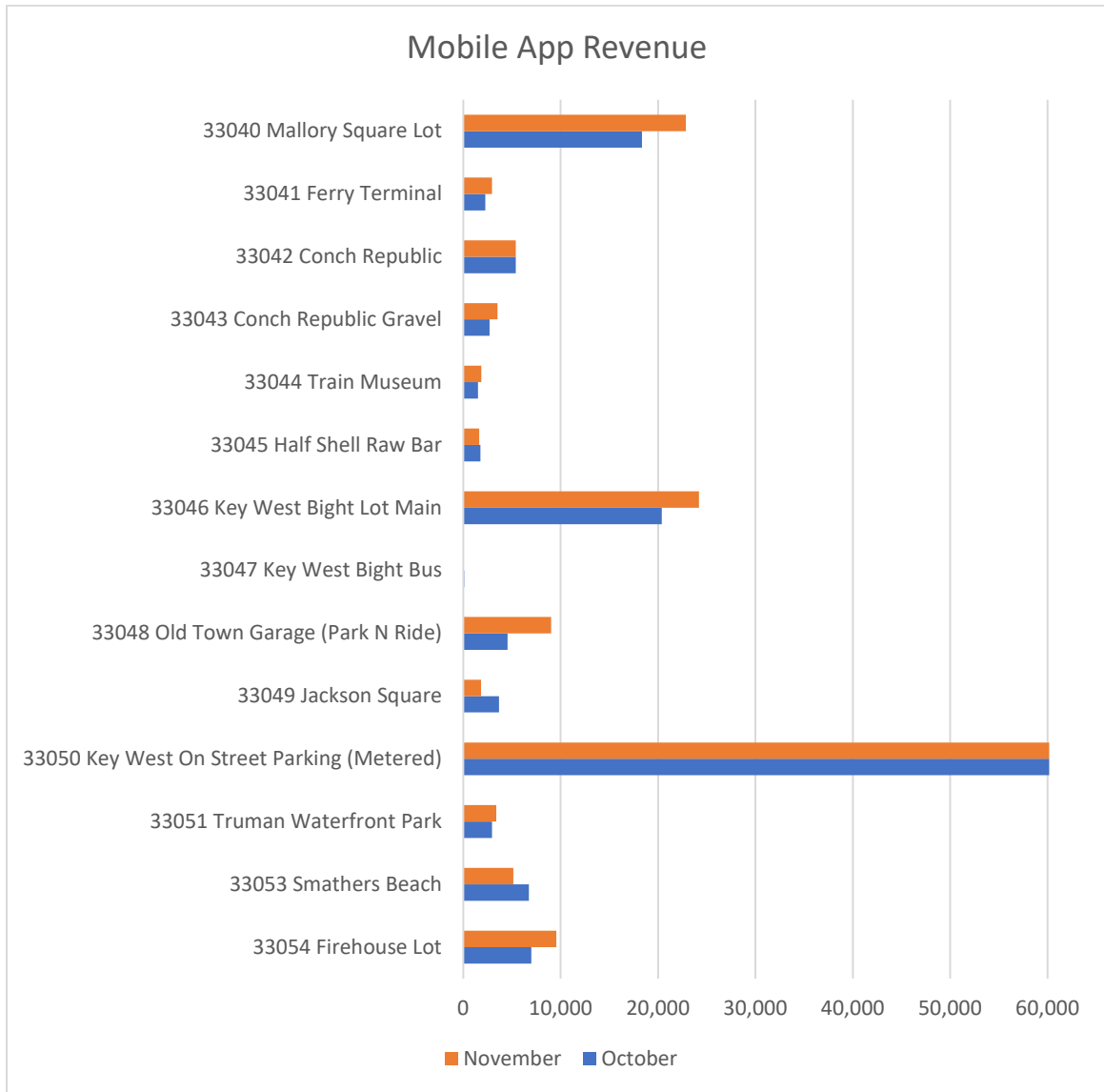


### Paystation Revenue



Paystation	October	November
0DUV	\$1,932.01	\$3,238.20
1000SIMO	\$1,728.83	\$2,343.60
1001DUV	\$3,970.61	\$5,143.95
1001DUV2	\$3,706.55	\$5,408.55
100ANN	\$1,929.38	\$2,570.40
100FITZ2	\$3,202.54	\$3,810.90
100SIMO	\$11,923.26	\$12,312.85
101SIMO	\$6,101.59	\$6,265.35
102SIMON	\$10,239.90	\$11,371.50
1100DUV1	\$2,803.53	\$4,072.95
1100DUV2	\$3,949.58	\$4,000.50
1100SIMO	\$909.83	\$1,294.65
1200DUV1	\$3,499.16	\$4,746.90
1200DUV2	\$1,091.49	\$888.30
1201SIMO	\$412.13	\$456.75
1202SIMO	\$755.48	\$787.50
1300DUVA	\$4,479.52	\$5,143.10
1300SIMO	\$2,155.77	\$2,527.40
1301DUV	\$5,907.02	\$5,851.95
1301SIMO	\$1,412.80	\$1,587.30
1400SIMO	\$4,417.87	\$5,506.20
1500RYNDS	\$469.35	\$680.40
200ELIZA	\$12,948.14	\$15,645.60
200SIMO	\$8,805.04	\$9,238.95
200WHEAD	\$11,711.99	\$12,499.00
300SIMO	\$2,168.10	\$2,818.50
300WHEAD	\$10,964.78	\$13,302.00
326DUV	\$6,142.01	\$4,643.10
400APPLE	\$562.81	\$532.35
400DUV	\$558.60	\$485.10
400FRONT	\$3,487.66	\$4,485.60
400GREEN	\$1,829.49	\$1,902.60
400SOUTH	\$16,973.46	\$16,767.05
400WHD1	\$4,012.99	\$4,624.40
400WHEAD	\$4,939.61	\$6,769.20
407CAROL	\$759.68	\$1,171.80
416FLEM	\$3,931.22	\$5,134.35
417EATON	\$5,957.72	\$6,741.00
418STHRD	\$3,193.09	\$2,976.30
420EATON	\$5,735.45	\$5,760.60
420STHRD	\$3,870.88	\$3,767.40
500ANG	\$4,914.06	\$6,804.00
500FLEM2	\$2,540.87	\$3,811.50
500SIMO	\$4,014.04	\$3,808.35
500STHRD	\$6,559.43	\$6,715.35
500UNITE	\$2,137.30	\$3,738.75
500VIRG	\$2,455.44	\$3,222.45
500WHEAD	\$3,969.07	\$5,351.75
505SOUTH	\$6,666.08	\$7,269.20
510EATON	\$4,646.49	\$5,153.25
514GRN	\$6,462.70	\$6,851.10
517EATON	\$4,026.77	\$4,186.20
519FLEM	\$4,951.33	\$4,517.10

Paystation	October	November
521STHRD	\$7,092.84	\$8,709.75
521UNITE	\$1,501.53	\$3,310.65
600CAROL	\$5,831.24	\$6,426.00
600DUV	\$1,166.03	\$1,111.95
600GRN	\$6,859.11	\$8,309.55
600GRN1	\$5,726.21	\$8,319.15
600WHEAD	\$6,505.41	\$6,504.45
601SIMON	\$2,557.31	\$3,843.00
602SIMON	\$1,889.49	\$1,852.20
605FRONT	\$10,790.94	\$10,744.65
700CAROL	\$1,420.13	\$2,138.85
700SIMO	\$4,328.67	\$3,805.20
800CAROL	\$9,264.75	\$10,946.25
800SEMNLE	\$1,378.65	\$1,921.50
801SEMNLE	\$300.30	\$828.45
824DUV	\$4,899.51	\$6,791.40
900DUV2	\$6,523.70	\$6,744.15
900WHEAD	\$15,548.21	\$13,708.50
BIGHT 1	\$45,077.30	\$59,432.25
BIGHT 2	\$62,811.72	\$57,678.90
BIGHT3	\$7,684.99	\$7,871.85
BIGHT4TM	\$5,753.37	\$6,986.70
BIGHT5C	\$29,521.55	\$24,699.60
BIGHT6FT	\$11,872.40	\$13,422.15
BIGHT-7C	\$11,196.72	\$9,661.05
BUSLOT1	\$840.00	\$1,050.00
CAROL500	\$6,458.07	\$6,649.65
FIRE 1	\$4,232.55	\$6,403.95
FIRE 2	\$8,794.80	\$11,384.10
FRONT500	\$4,438.37	\$5,739.20
JACKSQ1	\$1,888.55	\$4,230.45
JACKSQ2	\$864.68	\$1,978.20
MALSQ1	\$55,685.99	\$62,035.30
MALSQ2	\$41,087.59	\$52,152.60
PNR-1	\$15,239.69	\$2,721.60
PNR-2	\$7,391.98	\$20,487.60
PNR-3	\$38,243.08	\$40,899.60
PNR-4	\$12,350.10	\$17,362.80
SBEACH1	\$841.55	\$10,833.24
SBEACH2		\$6,519.99
SBEACH3	\$2.63	\$5.26
SBEACH4	\$3,835.50	\$4,386.92
SBEACH5	\$8,686.65	\$55.13
SBEACH6	\$12.36	
SBEACH7	\$12.36	
SBEACH8	\$14.86	
SBEACH9	\$12.36	
TWP-1	\$3,266.40	\$3,725.26
TWP-2	\$3,362.39	\$4,612.49
TWP-3	\$1,792.91	\$1,947.81
TWP-4	\$1,441.14	\$1,239.06
TWP-5	\$923.53	\$745.56
TWP-4	\$1,441.14	\$1,239.06
TWP-5	\$923.53	\$745.56



Zone	October	November
33040 Mallory Square Lot	\$18,351.30	\$22,844.20
33041 Ferry Terminal	\$2,256.90	\$2,961.50
33042 Conch Republic	\$5,386.50	\$5,394.80
33043 Conch Republic Gravel	\$2,697.20	\$3,516.80
33044 Train Museum	\$1,515.00	\$1,846.20
33045 Half Shell Raw Bar	\$1,771.40	\$1,620.90
33046 Key West Bight Lot Main	\$20,385.00	\$24,188.10
33047 Key West Bight Bus	\$100.30	\$0.00
33048 Old Town Garage (Park N Ride)	\$4,560.60	\$9,033.90
33049 Jackson Square	\$3,657.00	\$1,828.50
33050 Key West On Street Parking (Metered)	\$63,675.10	\$78,230.60
33051 Truman Waterfront Park	\$2,950.80	\$3,384.00
33053 Smathers Beach	\$6,743.70	\$5,128.50
33054 Firehouse Lot	\$6,999.30	\$9,555.00