



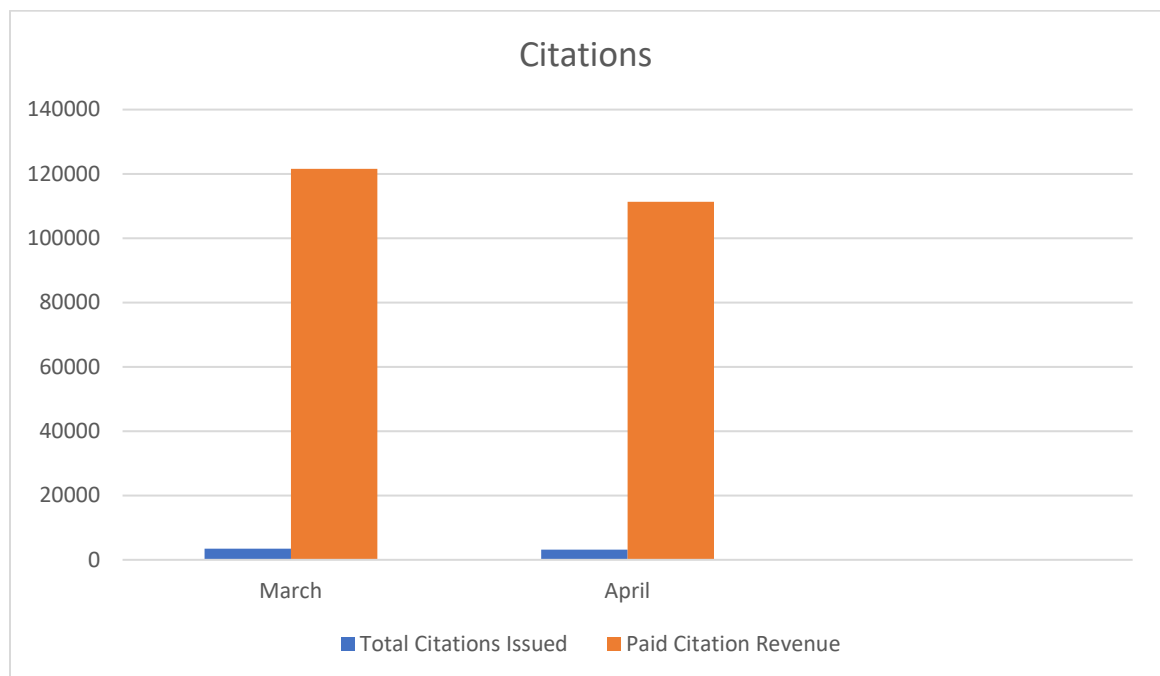
Monthly Parking Division Report

To: Brian Barroso, City Manager

Date: May 13, 2025

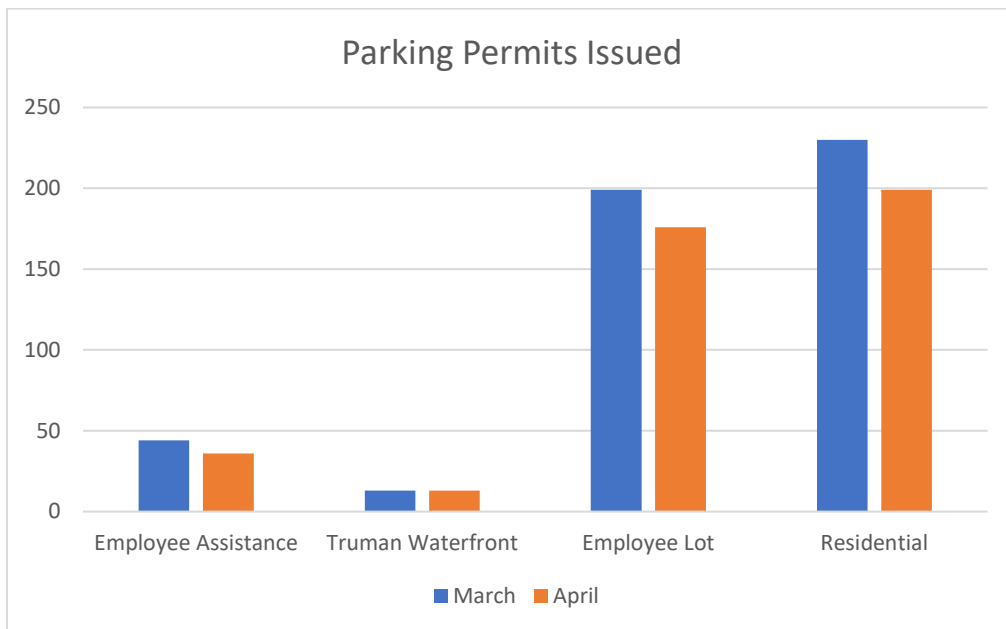
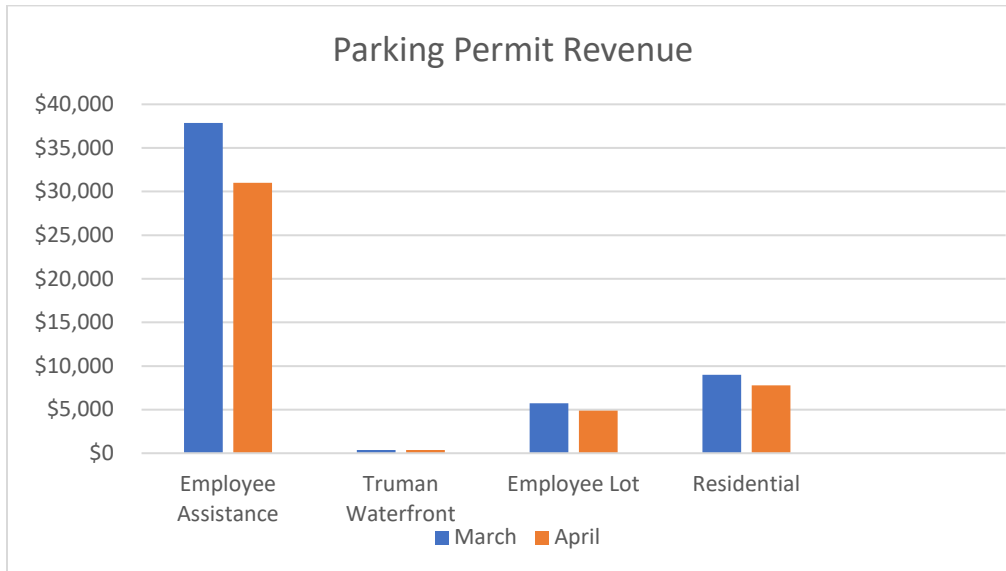
From: John Wilkins, Parking Division Director

Subject: April 2025 Parking Division Report



	Total Citations Issued	Paid Citation Revenue
March	3457	\$121,575
April	3132	\$111,365

	Total Citation Appeals	KWPD Dispatch Calls
March	230	Not Reported
April	256	Not Reported

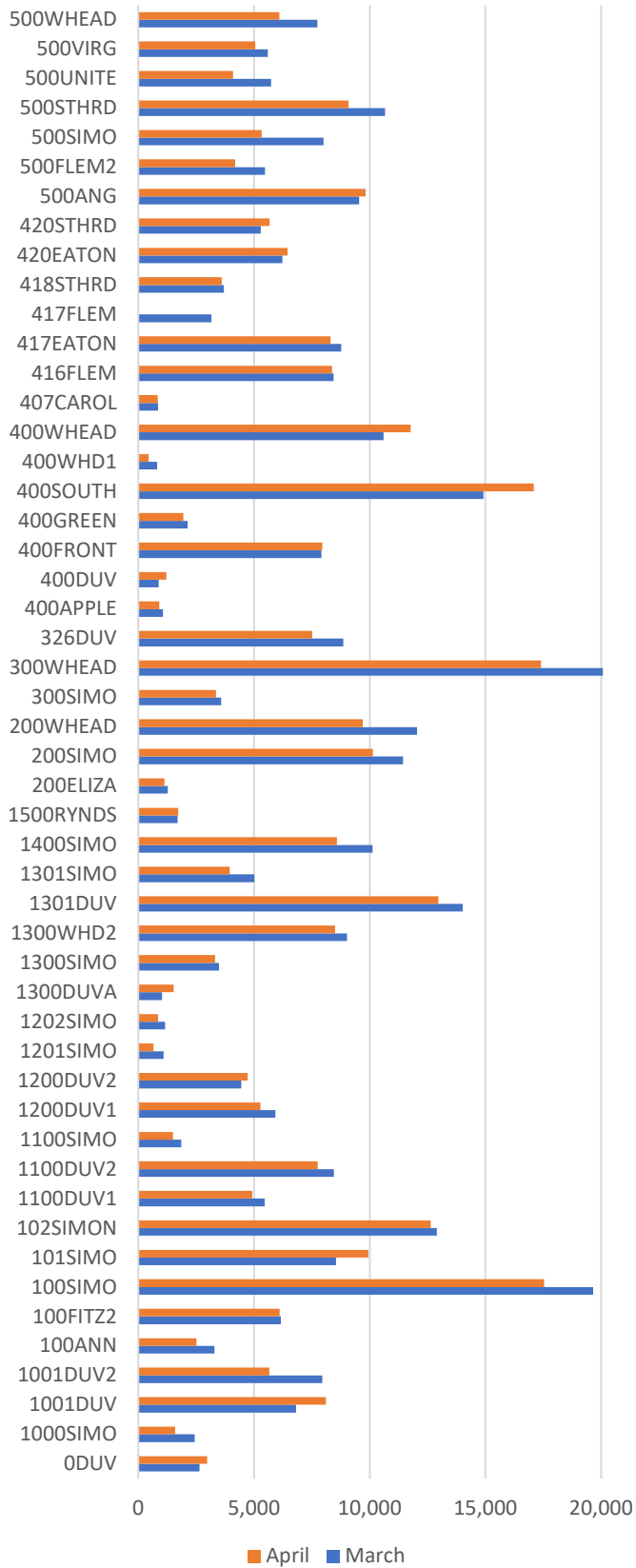


Parking Permits Issued	March	April
Employee Assistance	44	36
Truman Waterfront	13	13
Employee Lot	199	176
Residential	230	199

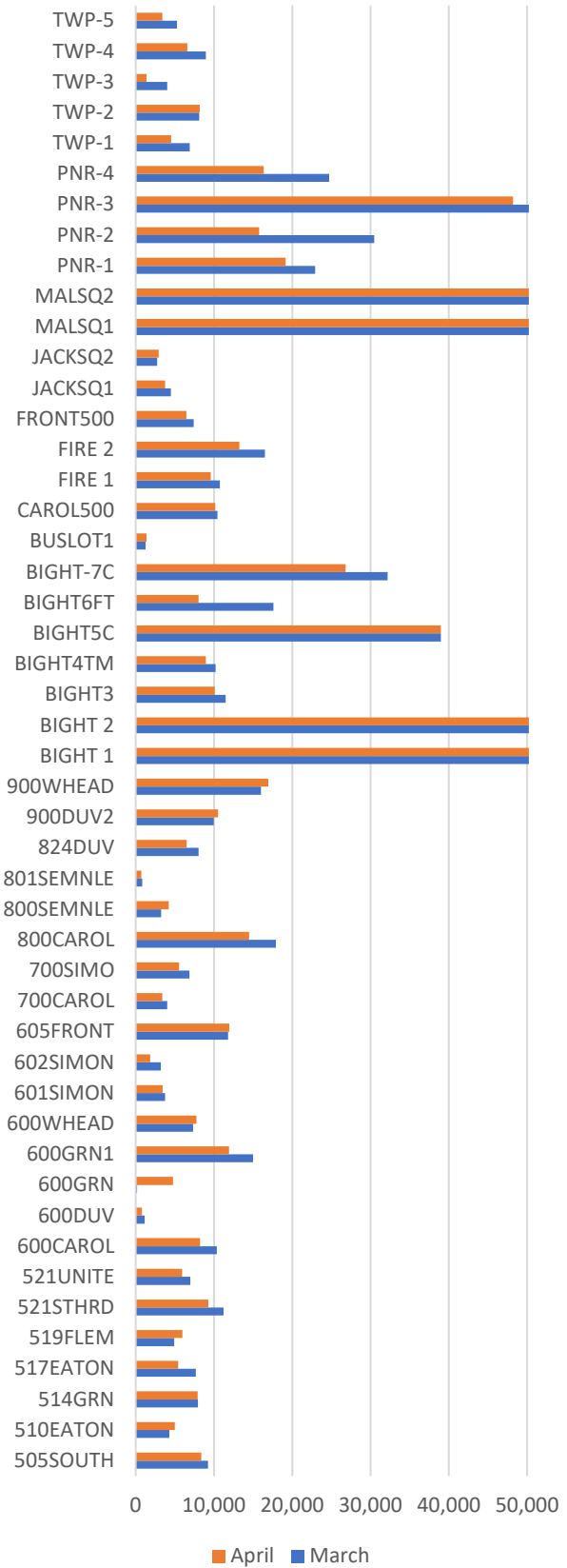
Parking Permit Revenue	March	April
Employee Assistance	\$37,881	\$30,994
Truman Waterfront	\$368	\$368
Employee Lot	\$5,737	\$4,898
Residential	\$8,999	\$7,786

Temporary ROW Permits	March	April
Issued	70	88
Revenue	\$3,500	\$4,400

Paystation Revenue

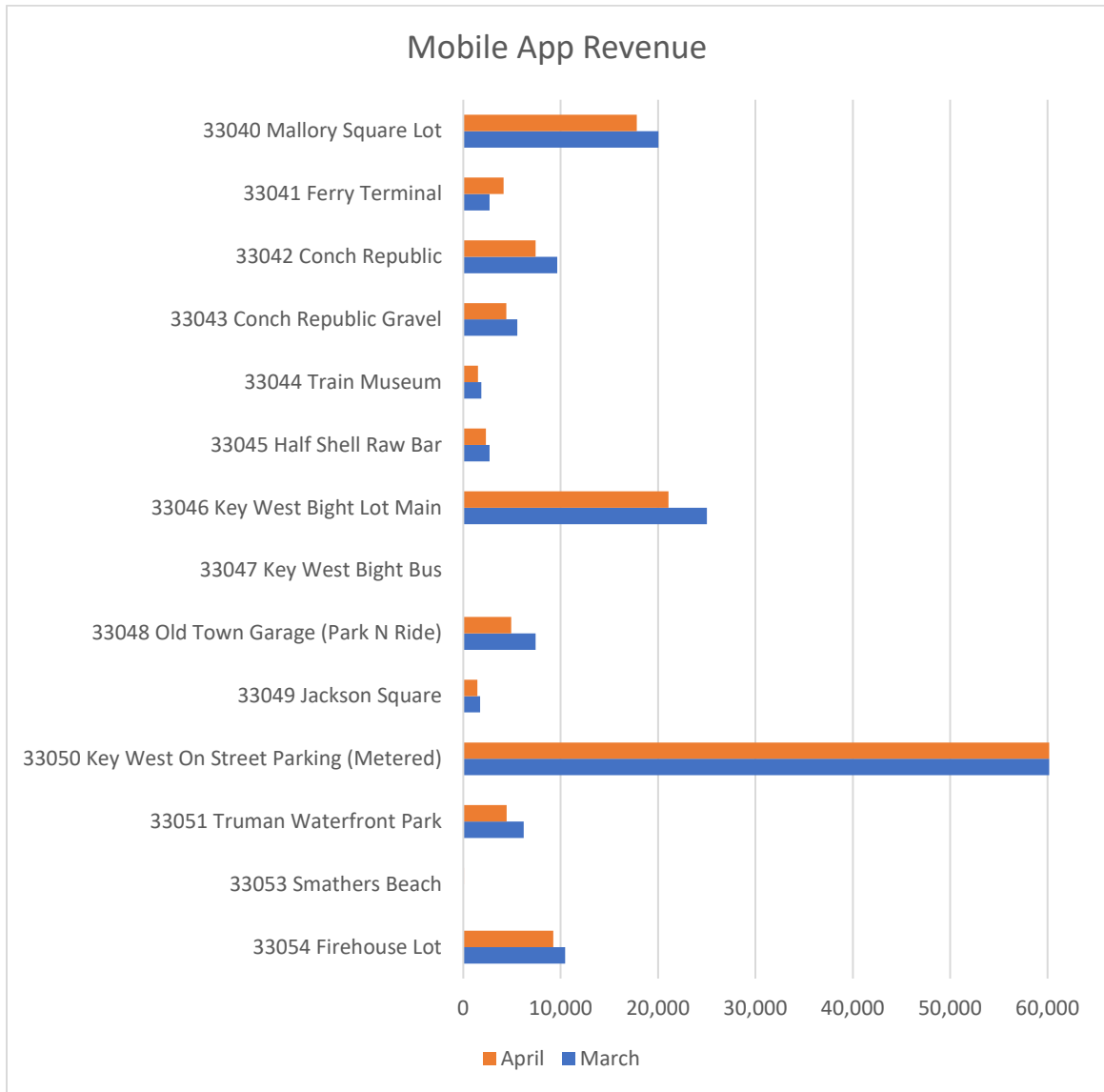


Paystation Revenue



Paystation	March	April
0DUV	\$2,642.85	\$2,979.90
1000SIMO	\$2,431.80	\$1,597.05
1001DUV	\$6,822.90	\$8,108.10
1001DUV2	\$7,950.60	\$5,660.55
100ANN	\$3,285.45	\$2,516.85
100FITZ2	\$6,154.95	\$6,112.80
100SIMO	\$19,656.00	\$17,539.05
101SIMO	\$8,539.65	\$9,941.40
102SIMON	\$12,903.25	\$12,643.95
1100DUV1	\$5,468.40	\$4,920.30
1100DUV2	\$8,451.45	\$7,758.45
1100SIMO	\$1,861.65	\$1,499.40
1200DUV1	\$5,928.15	\$5,273.10
1200DUV2	\$4,444.65	\$4,731.30
1201SIMO	\$1,086.75	\$652.05
1202SIMO	\$1,159.20	\$859.95
1300DUVA	\$1,020.60	\$1,530.90
1300SIMO	\$3,487.05	\$3,316.75
1300WHD2	\$9,014.95	\$8,505.00
1301DUV	\$14,022.35	\$12,963.05
1301SIMO	\$5,011.65	\$3,946.80
1400SIMO	\$10,120.65	\$8,580.60
1500RYNDS	\$1,694.70	\$1,719.90
200ELIZA	\$1,278.90	\$1,134.00
200SIMO	\$11,437.65	\$10,136.40
200WHEAD	\$12,045.15	\$9,705.15
300SIMO	\$3,577.50	\$3,357.90
300WHEAD	\$20,779.65	\$17,397.30
326DUV	\$8,860.50	\$7,512.60
400APPLE	\$1,071.00	\$913.50
400DUV	\$875.70	\$1,215.90
400FRONT	\$7,915.95	\$7,950.60
400GREEN	\$2,138.85	\$1,949.85
400SOUTH	\$14,911.70	\$17,084.25
400WHD1	\$821.40	\$450.30
400WHEAD	\$10,602.90	\$11,765.10
407CAROL	\$859.65	\$844.20
416FLEM	\$8,441.95	\$8,379.15
417EATON	\$8,768.90	\$8,306.55
417FLEM	\$3,156.00	\$27.05
418STHRD	\$3,702.10	\$3,606.75
420EATON	\$6,221.25	\$6,444.90
420STHRD	\$5,292.00	\$5,669.85
500ANG	\$9,547.65	\$9,818.55
500FLEM2	\$5,474.70	\$4,189.50
500SIMO	\$8,003.70	\$5,329.80
500STHRD	\$10,668.45	\$9,081.00
500UNITE	\$5,741.85	\$4,087.80
500VIRG	\$5,591.25	\$5,055.30
500WHEAD	\$7,736.25	\$6,088.80

Paystation	March	April
505SOUTH	\$9,250.65	\$8,384.70
510EATON	\$4,299.75	\$4,992.75
514GRN	\$7,960.05	\$7,909.35
517EATON	\$7,695.45	\$5,418.00
519FLEM	\$4,936.05	\$5,978.40
521STHRD	\$11,207.70	\$9,254.70
521UNITE	\$6,980.40	\$5,928.30
600CAROL	\$10,347.75	\$8,215.20
600DUV	\$1,156.05	\$793.80
600GRN	\$184.20	\$4,743.45
600GRN1	\$14,975.10	\$11,935.35
600WHEAD	\$7,326.75	\$7,745.80
601SIMON	\$3,767.40	\$3,430.35
602SIMON	\$3,206.70	\$1,836.45
605FRONT	\$11,796.75	\$11,970.00
700CAROL	\$4,022.55	\$3,392.55
700SIMO	\$6,854.40	\$5,531.40
800CAROL	\$17,907.75	\$14,490.00
800SEMNLE	\$3,250.80	\$4,211.55
801SEMNLE	\$844.20	\$730.80
824DUV	\$8,035.65	\$6,523.65
900DUV2	\$9,972.90	\$10,533.60
900WHEAD	\$16,011.40	\$16,940.45
BIGHT 1	\$96,865.50	\$69,453.30
BIGHT 2	\$58,391.45	\$79,837.10
BIGHT3	\$11,506.50	\$10,073.50
BIGHT4TM	\$10,190.25	\$8,955.30
BIGHT5C	\$39,004.60	\$38,967.90
BIGHT6FT	\$17,608.20	\$8,041.35
BIGHT-7C	\$32,174.10	\$26,812.80
BUSLOT1	\$1,260.00	\$1,365.00
CAROL500	\$10,458.00	\$10,155.60
FIRE 1	\$10,749.90	\$9,582.30
FIRE 2	\$16,488.15	\$13,225.65
FRONT500	\$7,389.75	\$6,473.25
JACKSQ1	\$4,479.30	\$3,745.35
JACKSQ2	\$2,726.85	\$2,938.95
MALSQ1	\$67,937.10	\$80,544.93
MALSQ2	\$76,852.85	\$63,026.79
PNR-1	\$22,929.90	\$19,152.00
PNR-2	\$30,473.10	\$15,781.20
PNR-3	\$50,620.50	\$48,213.90
PNR-4	\$24,708.60	\$16,342.20
TWP-1	\$6,904.37	\$4,547.01
TWP-2	\$8,114.45	\$8,190.85
TWP-3	\$4,037.27	\$1,388.69
TWP-4	\$8,954.00	\$6,578.40
TWP-5	\$5,271.09	\$3,409.94



Zone	March	April
33040 Mallory Square Lot	\$20,044.30	\$17,820.50
33041 Ferry Terminal	\$2,706.20	\$4,143.90
33042 Conch Republic	\$9,657.95	\$7,416.70
33043 Conch Republic Gravel	\$5,544.45	\$4,409.85
33044 Train Museum	\$1,868.95	\$1,497.10
33045 Half Shell Raw Bar	\$2,697.55	\$2,330.70
33046 Key West Bight Lot Main	\$25,021.95	\$21,074.55
33047 Key West Bight Bus	\$0.00	\$0.00
33048 Old Town Garage (Park N Ride)	\$7,437.60	\$4,913.55
33049 Jackson Square	\$1,726.05	\$1,437.90
33050 Key West on Street Parking (Metered)	\$83,756.45	\$72,065.60
33051 Truman Waterfront Park	\$6,204.75	\$4,452.45
33053 Smathers Beach	\$15.30	\$78.35
33054 Firehouse Lot	\$10,450.05	\$9,230.70