



Monthly Port & Marine Services Department Report

To: Albert P. Childress
City Manager

Date: June 6, 2024

From: Steve McAlearney
Port and Marine Services Director

Subject: May 2024 Port and Marine Services Report

Port

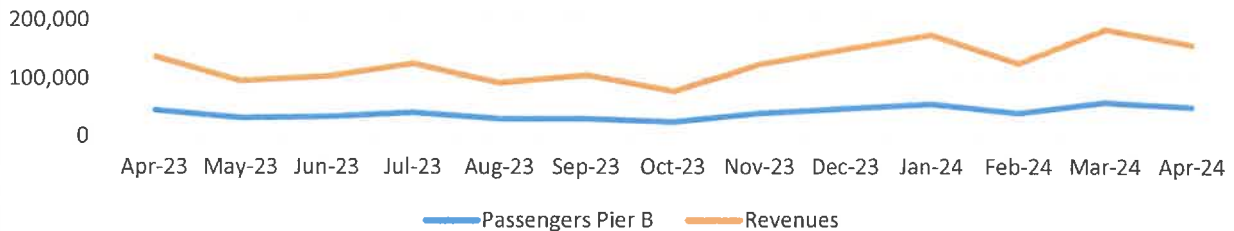
Pier B

- 17 cruise ship visits
- \$156,366 passenger fee revenue

Mallory T-Pier

- N/A cruise ship visits
- N/A passenger fee revenue

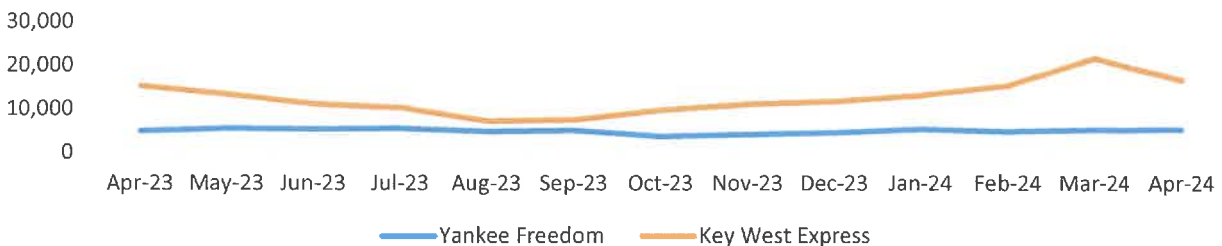
Cruise Ship Operations - Pier B



Ferry Terminal

- 21,820 total ferry passengers
- \$36,065 passenger fee revenue
- 36,455 gallons diesel sold

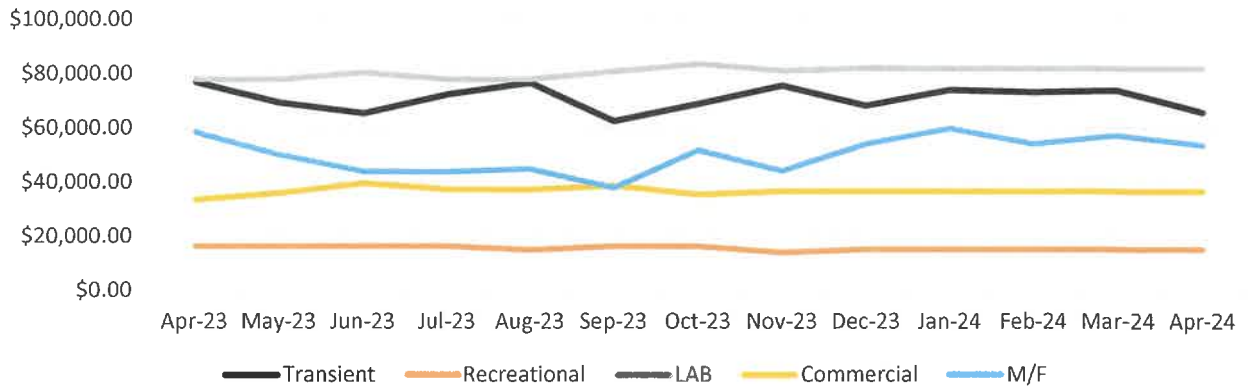
Passenger Count / Ferry Terminal



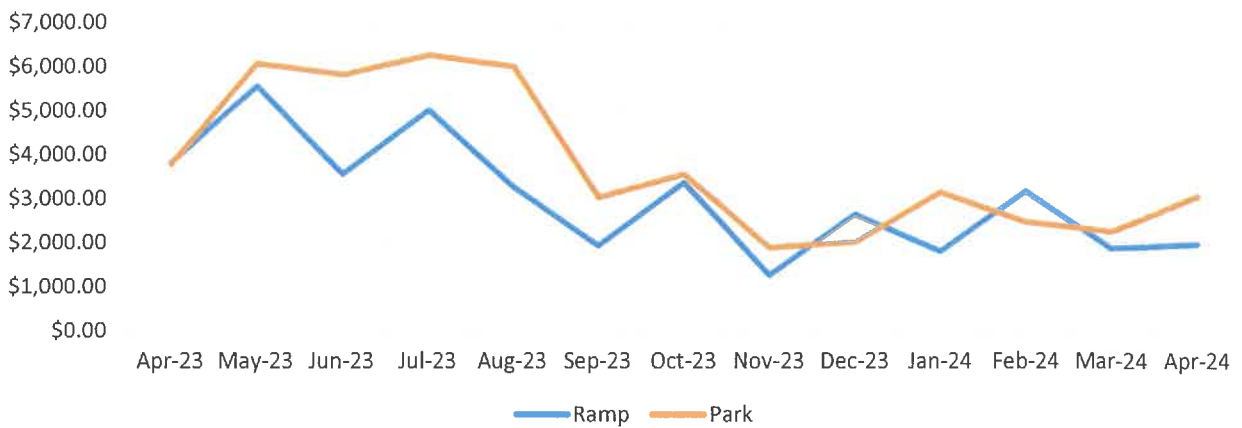
City Marina @ Garrison Bight

- \$117,362 transient, commercial and recreational dockage revenue
- \$81,950 liveaboard dockage revenue
- \$53,490 mooring field revenue
- \$4,994 ramp fees and parking revenue

City Marina at Garrison Bight Revenues



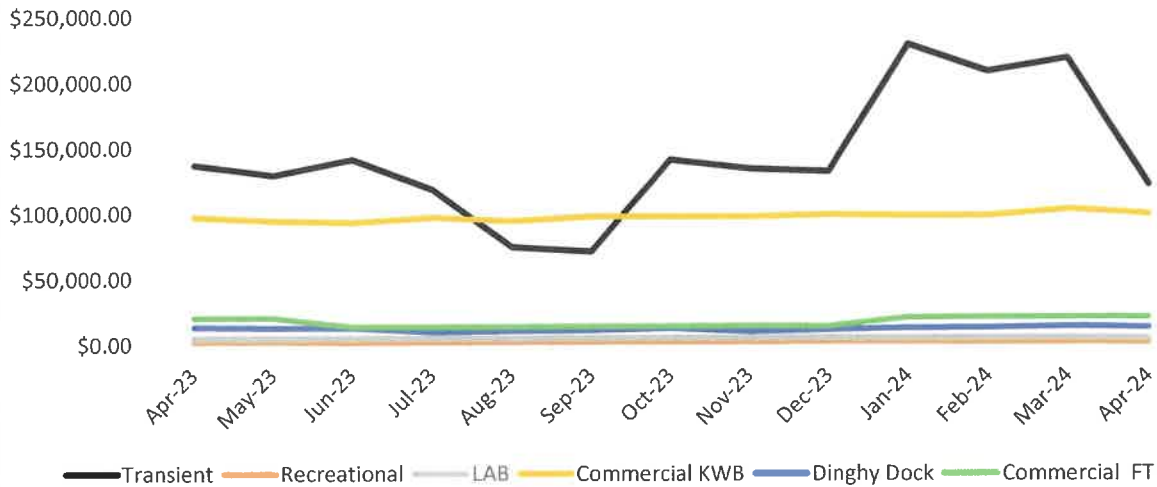
City Marina at Garrison Bight - Ramp / Parking Fees



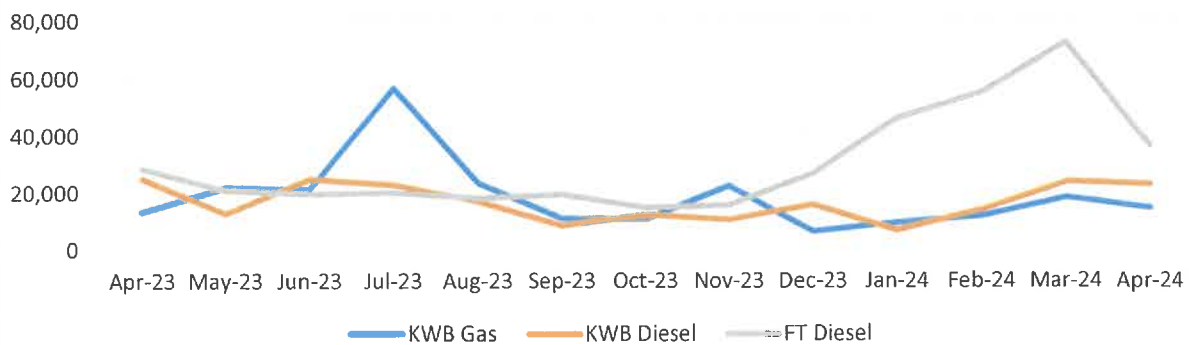
Key West Historic Seaport

- \$265,975 total monthly wet slip revenue
- 14,388 gallons gas sold
- 22,778 gallons diesel sold

Key West Bight & Ferry Terminal Dockage Revenue



Key West Bight & Ferry Terminal Fuel Sales in Gallons



Administrative/ Financial

- Completed May billing – 3.5% CPI increase on account: Dragonfly, Mac’s Sea Garden & Curio Shop, Flagler Station, Yours & Mayan, Good Day on a Happy Planet, Sunset Watersports Ticketing Office and Hammerhead Surfshop
- GB-Liveaboard dockage transfer: Tarpon 9. Schafermeyer to Buckpitt. Sales price \$85,000. Transfer fee \$5,000.
- GB-Commercial dockage transfer: Bonita 4. C&D Boats 97 LLC to C&D Boats 09 LLC. Transfer fee \$400.
- GB Liveaboard lottery for Tarpon 19 (Winner: Rodden) and Tarpon 7 (Winner: Hebert)
- KWB-Commercial dockage: Fishmonster & Island Jane vessel replacement for Looking Glass to Premium Time
- KWB Commercial wait list notice sent with the submitting deadline of May 31, 2024.
- FY25 Budget entries.

Key West Bight Gross Sales Report (DR15)

