



Monthly Building Department Report

To: Albert P. Childress
City Manager

A handwritten signature in blue ink, appearing to read "APC", is written over the name "Albert P. Childress".

Date: June 6, 2024

From: Raj Ramsingh
Building Department Director

Subject: May 2024 Building Department Report

- **Permits**

- 311 Permit Applications Received
 - 219 Permits Issued
 - 68 Permits Ready for Pickup
 - 2 Permits Approved with Conditions
 - 1 Building Review
 - 18 permits Completed
 - 1 void
 - 1 withdrawn
 - 1 closed Administratively
- Total permit projects valuations \$14,830,065
- Total permit fees charged- \$585,267
- Total permit fees paid- \$327,667
- Total fees pending- \$257,599
- 157 Permits finalized.
- 287 Expired permits from 2013- 2015 were administratively closed.
- 122 Permits expired in May.
 - Email reminders sent to applicants to reinstate permits and request inspections.
 - Restrictions were placed on 42 properties with outstanding balances due that were two (2) years or older.
- Outstanding permit fees are \$132,112, for permit status "Ready for Pickup" in the month of May.

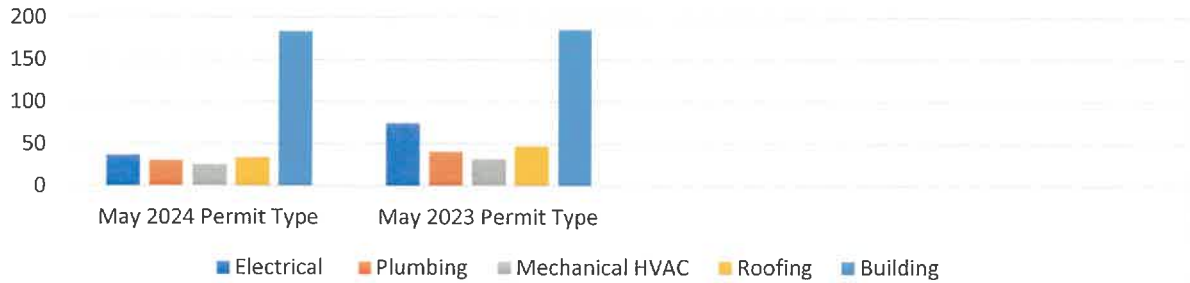
- **Inspections**

- 709 Complete Inspections
 - 164 completed by Private Providers (Owner's Option)
- 729 Inspections requested
 - 574 were approved

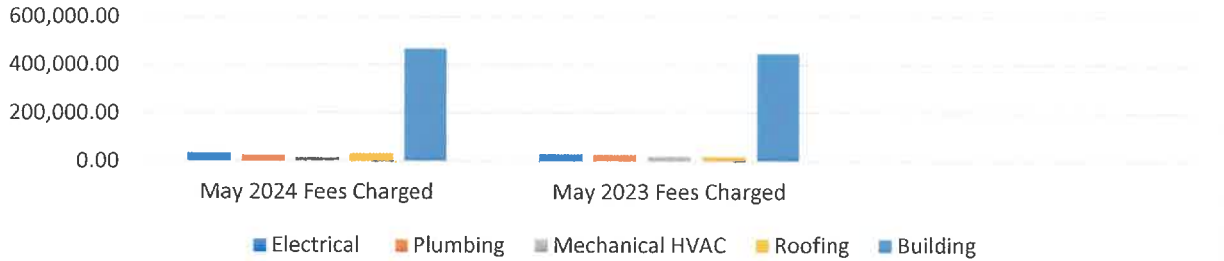
- 23 partial approval
- 47 disapproved
- 27 were cancelled
- 12 no access given
- 6 N/A

MAY 2024 vs. MAY 2023

PERMITS BY TRADES MAY 2024 vs. MAY 2023




REVENUES BY TRADES MAY 2024 vs. MAY 2023



BUILDING PERMIT JOB VALUES

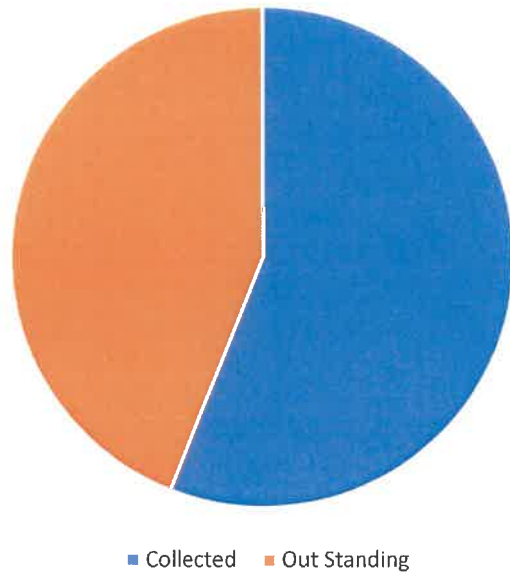


BUILDING PERMIT REVENUES



MONTHS	# OF ELECTRICAL	# OF PLUMBING PERMITS	# OF MECHANICAL HVAC	# OF ROOFING PERMITS	# OF BUILDING PERMITS	TOTAL PERMITS	INFRASTRUCTURE VALUE		TOTAL FEES CHARGED	
May 2024	37	31	25	34	184	311	\$14,830,065	1%	\$585,266	29%
May 2023	75	41	32	47	186	381	\$14,612,364		\$450,287	

May's Outstanding Fee





Permits Issued - Summary by Type

City of Key West

Date Range Between 5/1/2024 and 5/31/2024

PERMIT TYPE	NUMBER OF PERMITS ISSUED	VALUATION	FEES CHARGED
ACCESSORY STRUCTURE	1	\$6,700.00	\$321.68
ADDITION	1	\$125,000.00	\$5,652.41
AWNINGS	1	\$4,500.00	\$454.78
CARPORT	1	\$45,000.00	\$1,206.26
COMMERCIAL STRUCTURE NEW	1	\$1,125,000.00	\$37,819.35
DECK	4	\$15,250.00	\$1,395.95
DEMO ELECTRICAL	1	\$1,500.00	\$141.11
DEMO OTHER	2	\$30,000.00	\$1,617.49
DEMO PARTIAL	4	\$203,100.00	\$9,201.26
DEMOLITION	3	\$36,300.00	\$3,188.99
ELECTRICAL	36	\$825,869.00	\$35,691.60
FENCE	16	\$175,260.00	\$6,489.19
FIRE SPRINKLER SYSTEM	5	\$400,784.00	\$16,756.95
FIRE SUPPRESSION	2	\$21,492.41	\$1,338.00
FOUNDATION	2	\$88,000.00	\$4,001.50
FOUNDATION REPAIR	1	\$25,000.00	\$1,395.15
FUEL GAS	2	\$6,176.43	\$1,057.67
GUTTERS	1	\$2,200.00	\$177.92
HARC	14	\$105,900.00	\$951.62
MECHANICAL HVAC	25	\$1,175,304.74	\$14,586.73
OTHER STRUCTURE	1	\$75,000.00	\$3,063.80
PAVERS	1	\$1,000.00	\$248.95
PLUMBING	31	\$602,206.00	\$28,831.69
POOL	8	\$473,000.00	\$20,137.86
POOL RESURFACING	5	\$39,390.00	\$2,862.94
RENOVATION EXTERIOR	72	\$4,939,522.37	\$220,402.52
RENOVATION INTERIOR	23	\$1,885,510.98	\$69,284.65
ROOFING	34	\$872,211.00	\$34,681.61
SEAWALL CONSTRUCTION OR REPAIR	1	\$87,570.00	\$3,810.09
SHUTTERS	1	\$24,000.00	\$1,386.60
SIGN NO ELECTRIC	6	\$245,418.00	\$14,069.22
SIGN WITH ELECTRIC	1	\$2,400.00	\$268.38
SINGLE FAMILY HOME	2	\$1,020,000.00	\$36,341.47
SITE WORK	1	\$4,500.00	\$337.82
SLAB	1	\$140,000.00	\$6,093.13
Totals:	311	\$14,830,064.93	\$585,266.34



Permits Issued - Summary by Type

City of Key West

Date Range Between 5/1/2023 and 5/31/2023

PERMIT TYPE	NUMBER OF PERMITS ISSUED	VALUATION	FEES CHARGED
ACCESSORY STRUCTURE	1	\$10,000.00	\$600.12
AWNINGS	1	\$9,800.00	\$276.76
DECK	6	\$95,200.00	\$4,754.22
DEMO OTHER	3	\$11,700.00	\$807.37
DEMO PARTIAL	1	\$7,500.00	\$331.76
DEMOLITION	3	\$175,500.00	\$6,260.83
DOCK	1	\$390,850.00	\$13,772.04
ELECTRIC SOLAR	6	\$355,852.12	\$10,832.59
ELECTRICAL	66	\$886,084.00	\$20,188.38
FENCE	16	\$222,816.00	\$4,962.50
FIRE SPRINKLER SYSTEM	4	\$167,820.00	\$6,183.27
FIRE SUPPRESSION	4	\$17,785.00	\$1,200.55
FOUNDATION REPAIR	2	\$511,000.00	\$14,778.41
FUEL GAS	2	\$3,650.00	\$522.02
GUTTERS	1	\$4,000.00	\$309.10
HARC	11	\$83,100.00	\$732.92
HURRICANE REPAIR	3	\$28,500.00	\$942.11
MECHANICAL HVAC	32	\$534,899.00	\$21,276.13
OTHER STRUCTURE	1	\$17,000.00	\$563.76
PAVERS	2	\$14,000.00	\$678.66
PLUMBING	41	\$1,330,950.00	\$28,347.17
POOL	8	\$583,000.00	\$7,146.85
POOL RESURFACING	9	\$67,500.00	\$1,512.27
RENOVATION EXTERIOR	66	\$9,391,255.80	\$299,244.74
RENOVATION INTERIOR	30	\$1,785,534.00	\$51,489.02
ROOFING	47	\$890,744.00	\$19,224.66
SEAWALL CONSTRUCTION OR REPAIR	1	\$260,000.00	\$7,450.63
SHUTTERS	3	\$21,000.00	\$1,168.87
SIGN NO ELECTRIC	1	\$2,000.00	\$128.84
SIGN WITH ELECTRIC	3	\$39,954.25	\$1,613.23
SINGLE FAMILY HOME	2	\$657,000.00	\$23,115.13
SITE WORK	1	\$1,999.00	\$128.84
SLAB	3	\$32,900.00	\$1,225.81
Totals:	381	\$18,610,893.17	\$551,769.56

