



Monthly Port & Marine Services Department Report

To: Albert P. Childress
City Manager

Date: February 8, 2024

From: Steve McAlearney
Director

Subject: January 2024 Port and Marine Services Report

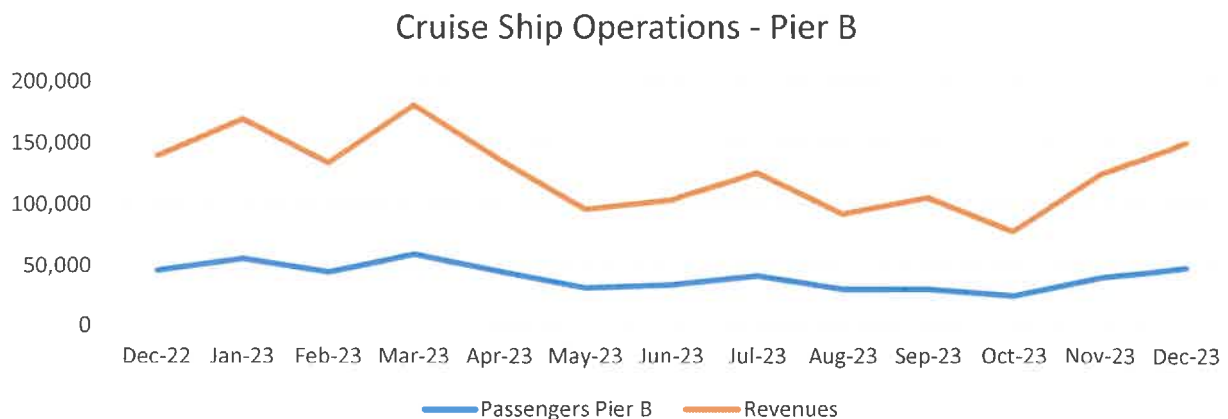
Port

Pier B

- 21 cruise ship visits
- \$149,619 passenger fee revenue

Mallory T-Pier

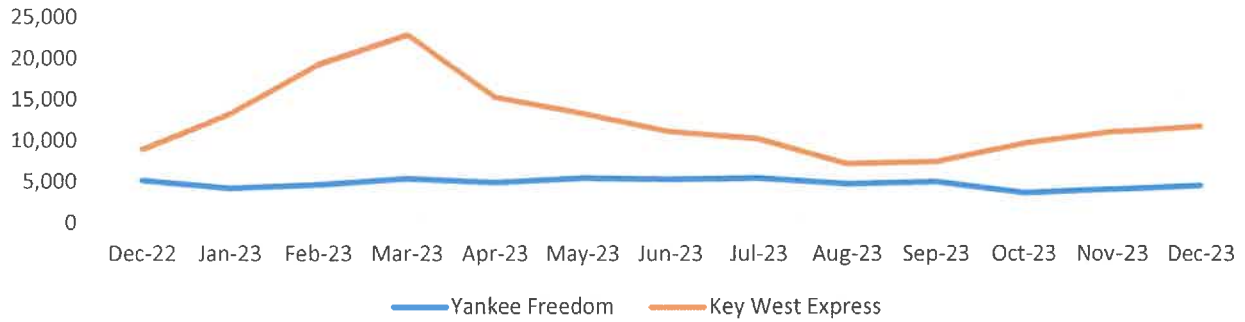
- 3 cruise ship visits
- \$11,949 passenger fee revenue



Ferry Terminal

- 16,160 total ferry passengers
- \$25,282 passenger fee revenue
- 26,533 gallons diesel sold

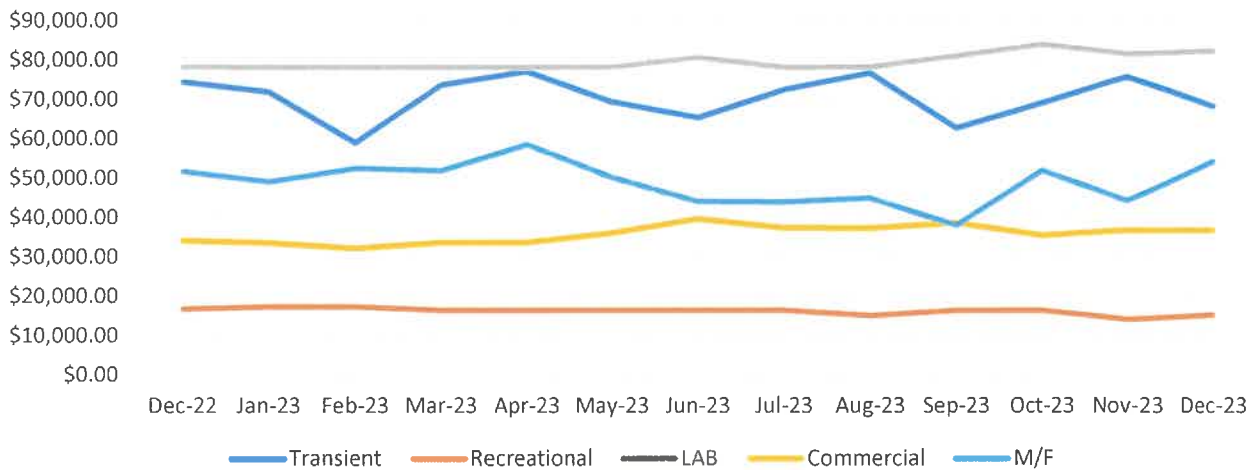
Passenger Count / Ferry Terminal



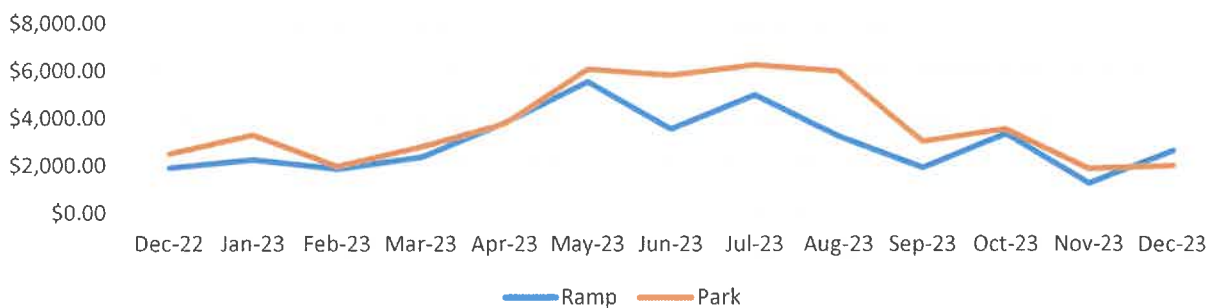
City Marina @ Garrison Bight

- \$119,838 transient, commercial and recreational dockage revenue
- \$82,013 liveaboard dockage revenue
- \$54,044 mooring field revenue
- \$4,632 ramp fees and parking revenue

City Marina at Garrison Bight Revenues



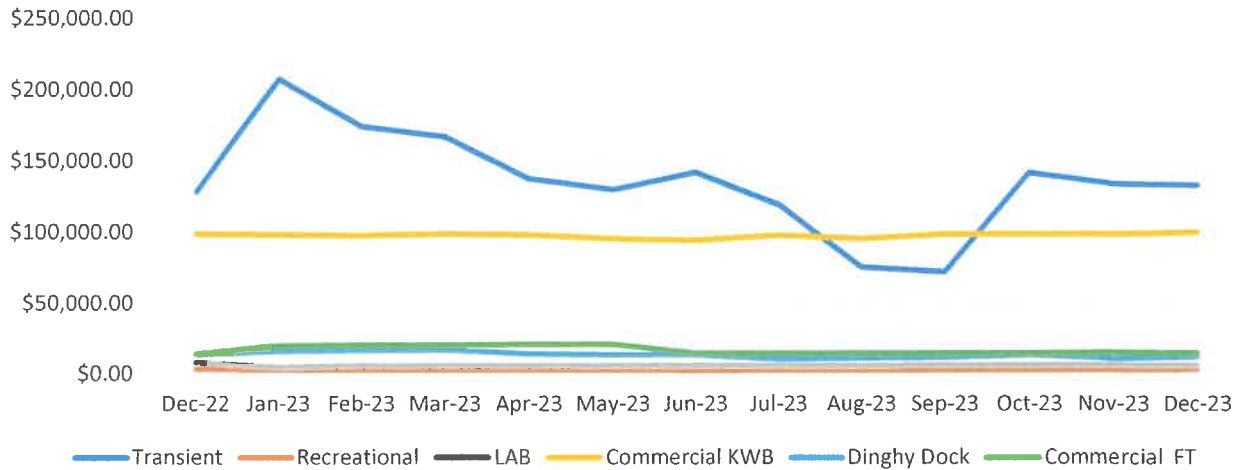
City Marina at Garrison Bight - Ramp / Parking Fees



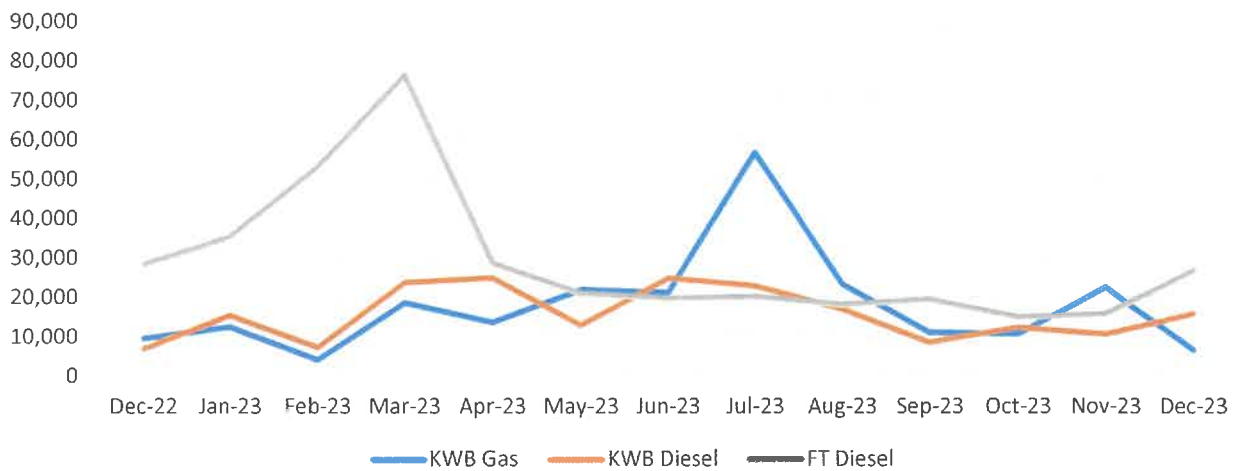
Key West Historic Seaport

- \$266,080 total monthly wet slip revenue
- 6304 gallons gas sold
- 15,696 gallons diesel sold

Key West Bight & Ferry Terminal Dockage Revenue



Key West Bight & Ferry Terminal Fuel Sales in Gallons



Administrative/ Financial

- Completed January billing – 3.1 % CPI increase on account: Storage units at 631 Greene St. (Taylor, Sunset Watersports, Seawillow Sailing, Fury Management, Classic Harbor Line, Breakthru Beverage), Superwoofie LLC, Anderson Outdoor Advertising, Sails in Concert
- GB – Live-aboard dockage transfer: Tarpon 31 – Nicholson /Riley. Sales price \$110,000. Transfer fee \$5,000.
- Notifying KWB and GB tenants about opening of the new Gas and Oil recycling station.

Key West Bight Gross Sales Report (DR15)

