




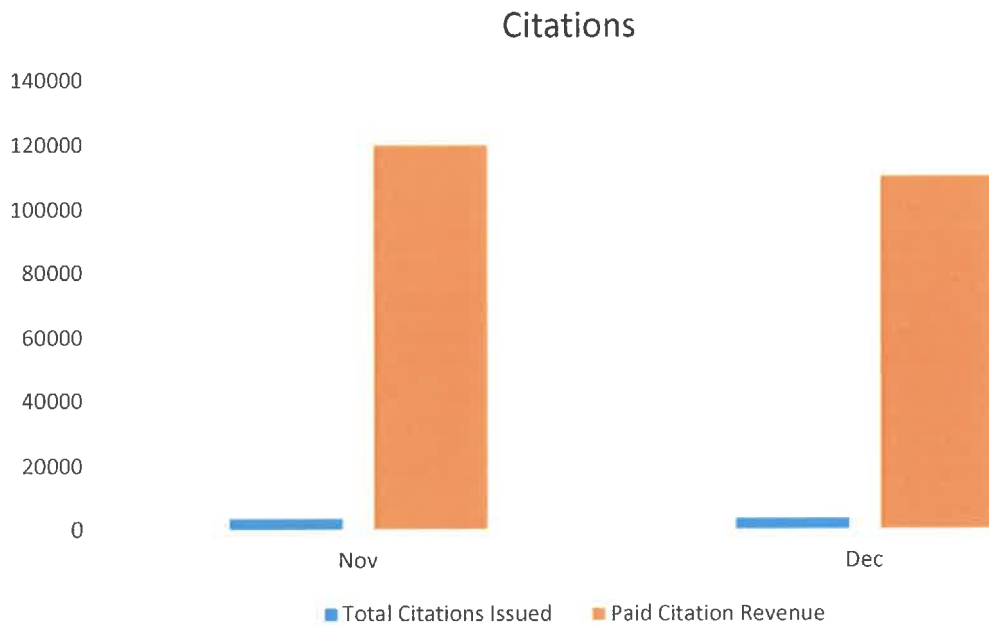
Monthly Parking Division Report

To: Albert P. Childress
City Manager 

Date: January 11, 2024

From: John Wilkins
Parking Division Director

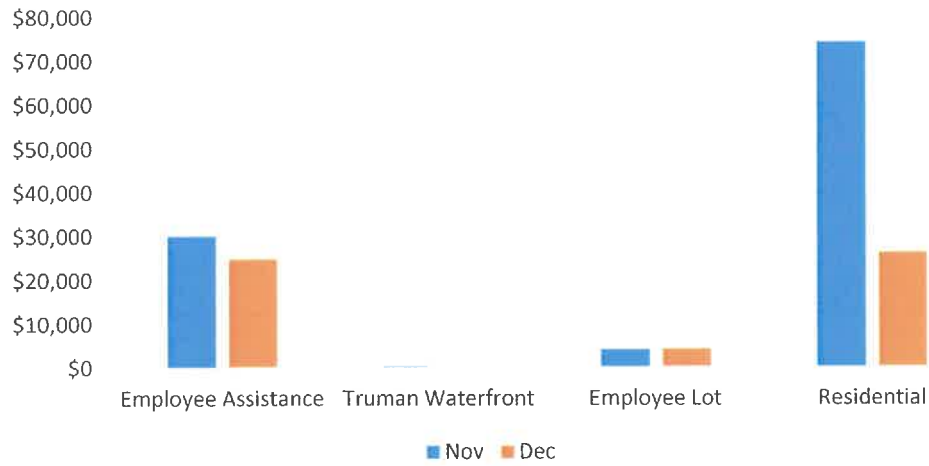
Subject: December 2023 Parking Division Report



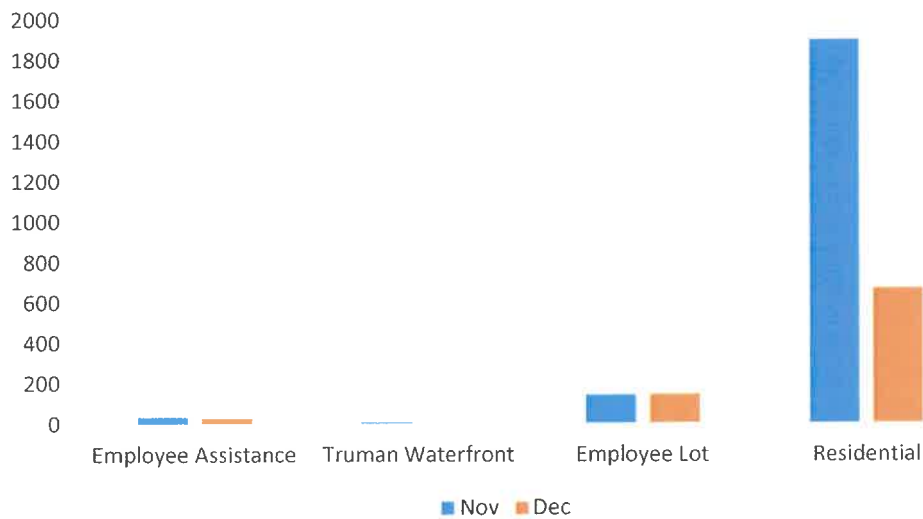
2023	Total Citations Issued	Paid Citation Revenue
Nov	3604	\$119,810
Dec	3620	\$110,065

2023	Total Citation Appeals	KWPD Dispatch Calls
Nov	265	197
Dec	245	Not Reported

Parking Permit Revenue



Parking Permits Issued

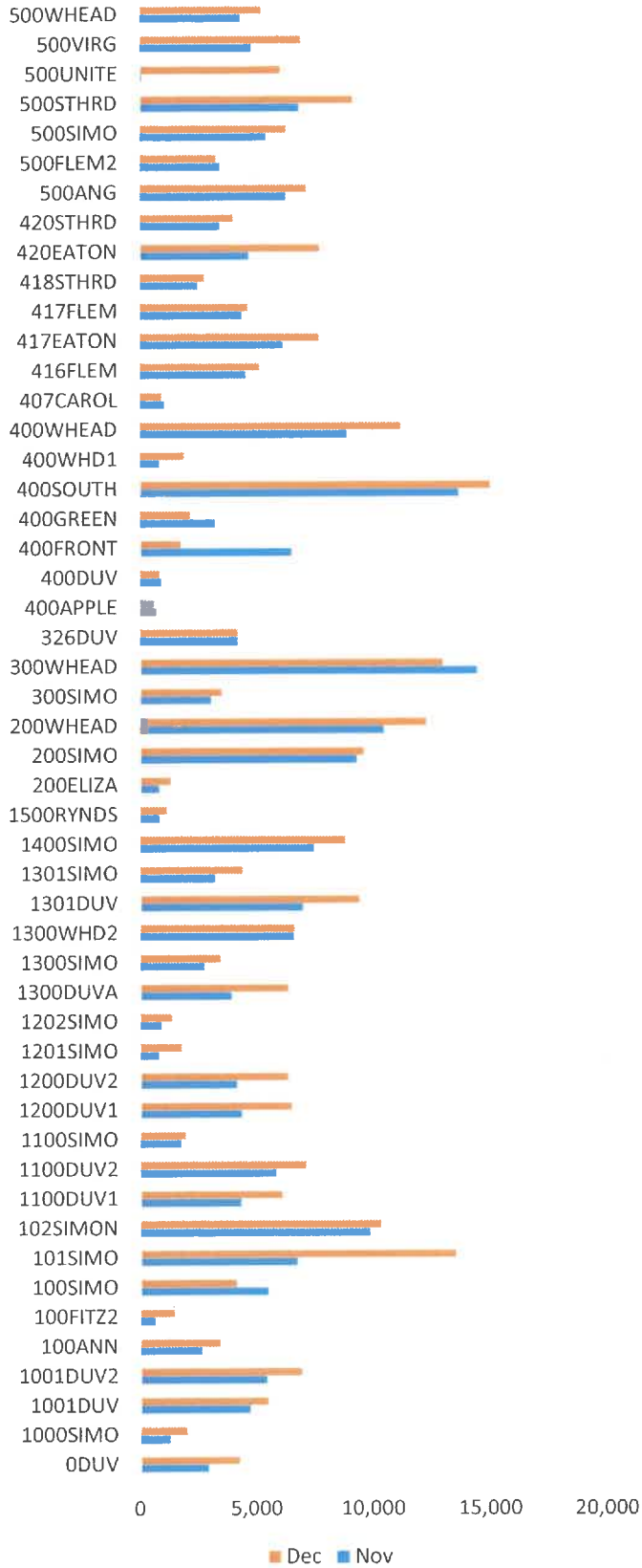


Parking Permits Issued	Nov	Dec
Employee Assistance	35	29
Truman Waterfront	10	3
Employee Lot	144	149
Residential	1901	672

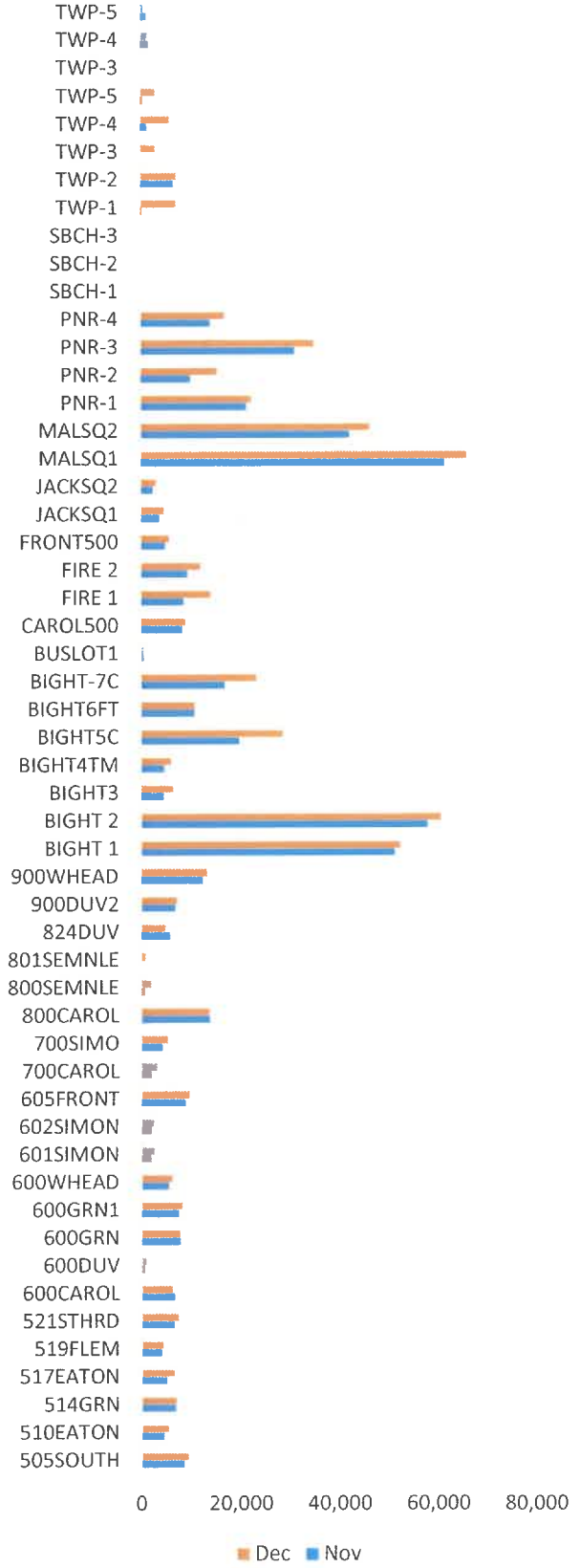
Parking Permit Revenue	Nov	Dec
Employee Assistance	\$30,135	\$24,969
Truman Waterfront	\$282	\$84
Employee Lot	\$4,137	\$4,280
Residential	\$74,424	\$26,295

Temporary ROW Permits	Nov	Dec
Issued	74	45
Revenue	\$3,848	\$2,250

Paystation Revenue



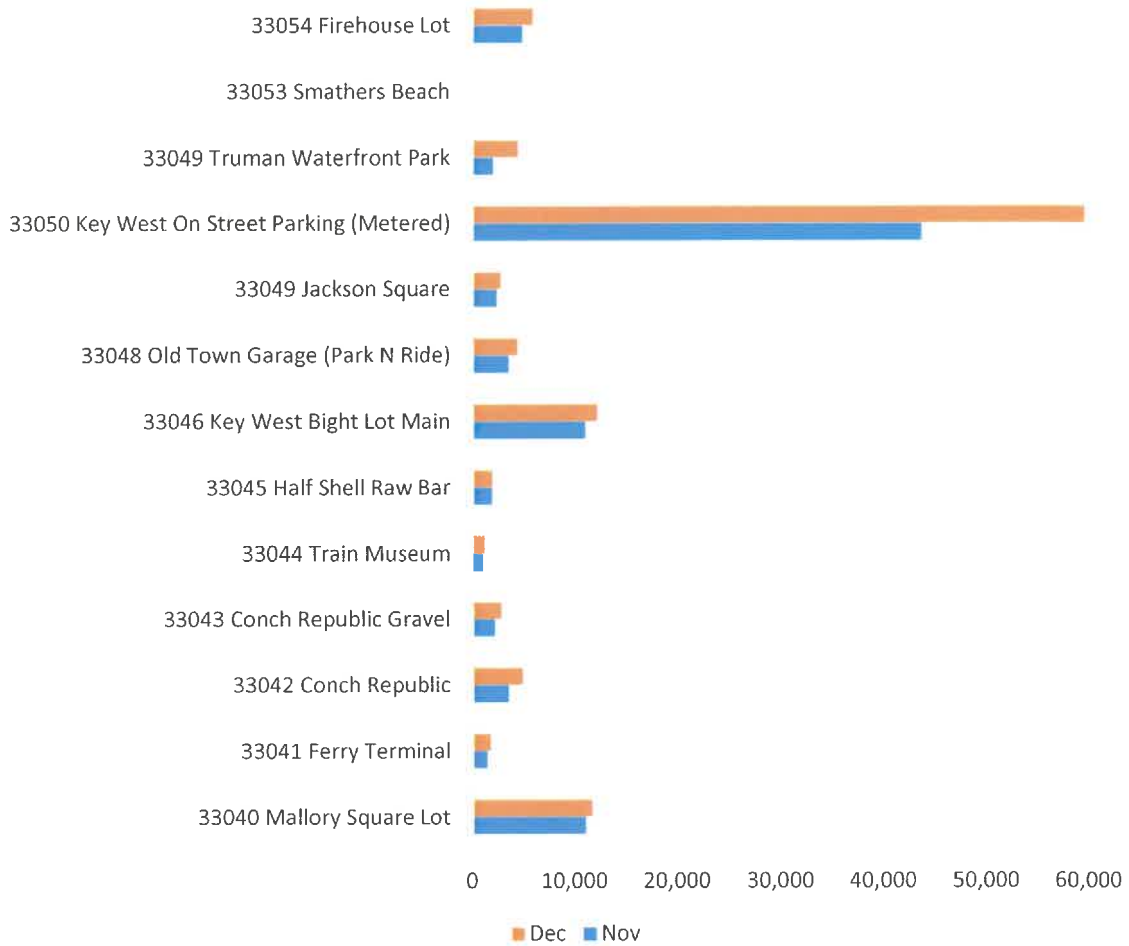
Paystation Revenue



Paystation	Nov	Dec
0DUV	2918.31	4247.48
1000SIMO	1285.92	2005.02
1001DUV	4709.32	5492.93
1001DUV2	5436.27	6952.33
100ANN	2648.16	3387.3
100FITZ2	665.29	1491.79
100SIMO	5491.66	4148.08
101SIMO	6759.32	13549.05
102SIMON	9903.91	10368.46
1100DUV1	4320.79	6108.82
1100DUV2	5822.57	7092
1100SIMO	1787.55	1975.39
1200DUV1	4354.95	6512.15
1200DUV2	4153.02	6376.93
1201SIMO	821.64	1749.86
1202SIMO	916.17	1360.31
1300DUVA	3906.1	6377.26
1300SIMO	2766.37	3447.17
1300WHD2	6607.49	6639.06
1301DUV	7004.63	9433.97
1301SIMO	3213.13	4398.94
1400SIMO	7463.41	8780.13
1500RYNDS	855.82	1155.11
200ELIZA	824.29	1331.95
200SIMO	9316.36	9630.87
200WHEAD	10483.39	12314.5
300SIMO	3042.48	3501.41
300WHEAD	14485.4	13017.72
326DUV	4168.08	4183.98
400APPLE	708.79	625.17
400DUV	918.83	854.86
400FRONT	6510.14	1767.55
400GREEN	3218.43	2173.49
400SOUTH	13672.87	15051.78
400WHD1	884.96	1919.99
400WHEAD	8892.12	11196.51
407CAROL	1107.8	976.53
416FLEM	4563.54	5146.06
417EATON	6155.32	7706.54
417FLEM	4412.81	4665.34
418STHRD	2501.82	2789.58
420EATON	4666.97	7737.7
420STHRD	3430.76	4032.33
500ANG	6273.66	7166.55
500FLEM2	3457.25	3274.62
500SIMO	5418.14	6291.33
500STHRD	6848.48	9171.19
500UNITE	76.13	6036.92
500VIRG	4793.35	6920.23
500WHEAD	4331.31	5232.22

Paystation	Nov	Dec
505SOUTH	8651.67	9500.85
510EATON	4620.63	5553.70
514GRN	6985.43	7185.85
517EATON	5253.84	6739.24
519FLEM	4284.18	4464.84
521STHRD	6720.39	7557.13
600CAROL	6890.56	6349.53
600DUV	861.06	999.68
600GRN	7979.98	7935.35
600GRN1	7670.48	8345.51
600WHEAD	5659.75	6413.01
601SIMON	2134.08	2738.21
602SIMON	2210.35	2597.63
605FRONT	8958.91	9819.39
700CAROL	2220.77	3287.63
700SIMO	4304.99	5305.43
800CAROL	13944.20	13818.23
800SEMNLE	963.16	2164.13
801SEMNLE	217.88	940.58
824DUV	5898.51	4867.63
900DUV2	7034.99	7451.66
900WHEAD	12447.27	13252.60
BIGHT 1	51491.44	52614.21
BIGHT 2	58165.73	60888.38
BIGHT3	4653.67	6494.26
BIGHT4TM	4845.77	6252.13
BIGHT5C	20033.41	28821.43
BIGHT6FT	10888.52	11006.55
BIGHT-7C	17108.01	23469.75
BUSLOT1	735.00	525.00
CAROL500	8410.19	9142.58
FIRE 1	8811.55	14206.96
FIRE 2	9549.43	12191.35
FRONT500	5063.83	5922.48
JACKSQ1	3795.80	4695.00
JACKSQ2	2588.28	3263.95
MALSQ1	61609.50	66186.27
MALSQ2	42383.75	46591.96
PNR-1	21497.70	22524.40
PNR-2	10155.35	15615.60
PNR-3	31305.75	35276.85
PNR-4	14132.75	17159.10
SBCH-1	0.00	0.00
SBCH-2	0.00	0.00
SBCH-3	0.00	0.00
TWP-1	448.95	7239.72
TWP-2	6741.76	7311.76
TWP-3	0.00	3052.96
TWP-4	1454.31	5946.80
TWP-5	666.77	3099.21

Mobile App Revenue



Zone	Nov	Dec
33040 Mallory Square Lot	\$11,063.55	\$11,709.25
33041 Ferry Terminal	\$1,415.40	\$1,748.70
33042 Conch Republic	\$3,522.25	\$4,894.20
33043 Conch Republic Gravel	\$2,154.50	\$2,791.10
33044 Train Museum	\$1,011.65	\$1,169.90
33045 Half Shell Raw Bar	\$1,889.75	\$1,904.80
33046 Key West Bight Lot Main	\$11,024.05	\$12,205.80
33048 Old Town Garage (Park N Ride)	\$3,506.30	\$4,400.20
33049 Jackson Square	\$2,369.05	\$2,747.85
33050 Key West On Street Parking (Metered)	\$43,861.05	\$59,631.45
33049 Truman Waterfront Park	\$2,000.65	\$4,437.10
33053 Smathers Beach	\$22.95	\$12.80
33054 Firehouse Lot	\$4,900.00	\$5,964.80