



A **PLAYCORE** Company

GAMETIME 2018 U.S. COMMUNITIES MASTER PRICE LIST 1805

**GameTime Division
PlayCore Wisconsin, Inc.
150 PlayCore Drive, SE
Fort Payne, Alabama 35967**

**Telephone: 256/845-5610
Facsimile: 256/845-9361
E-mail: info@gametime.com
Web Site: www.gametime.com**

CONTRACT 2017001134



A PLAYCORE Company

GAMETIME POLICIES

Specifications: Specifications were current at the time of publication. GameTime has an ongoing policy of product improvement and therefore reserves the right to modify specifications or discontinue products without notice.

Terms of sale: To governmental agencies and tax supported institutions, and those with approved credit, payment is due 30 days from the date of invoice. A 1.5% per month finance charge will be imposed on all past due accounts. We also accept payment by VISA, MasterCard or American Express. All other orders will require a 50% deposit at time of order entry. The balance will be due with a certified check upon receipt of shipment (C.O.D.).

Prices: Prices are F.O.B. factory and do not include freight charges. All prices were current at time of publication and quoted in U.S. Funds. Prices are subject to change without notice. Current prices will apply at the time of shipment. Due to the abnormally high cost of fuel and its impact on many of the materials used in our industry, quotations are valid for 30 days only and prices may be subject to material and fuel surcharges at time of shipment.

Freight charges: Freight charges are determined and collected by the carrier unless GameTime is requested and agrees to prepay and add these costs to the invoice.

Taxes: If applicable, taxes will be added to the invoice except when a tax exempt certificate is provided with the purchase order at the time of order entry.

Minimum Order: Our minimum order is US \$50.00.

Order cancellation: Once accepted, orders can be canceled only with the consent of GameTime, and on terms which will indemnify GameTime against loss. Canceled orders will be subject to a restocking fee. Equipment "built-to-order" is non-cancelable.

Domestic shipments: Unless specifically given routing instructions on the purchase order, shipment will be made via the carrier we consider to be the most economical and practical in reaching the final destination.

Delays in transit: GameTime is not responsible for delays in transit and such delays shall not alter our invoicing terms.

Loss or damage in transit: GameTime is not responsible for loss or damage in transit. Carefully check all materials received; any shortage, discrepancy or damage must be noted on the delivery receipt and signed by the carriers representative. Failure to note exceptions on the delivery receipt may impair your right to recovery from the carrier.

Weights: All published weights are estimated and include appropriate packing materials. Actual weights may vary slightly.

GAMETIME 2018 U.S. COMMUNITIES PRICE LIST TABLE OF CONTENTS

		Page No.
<u>1.0 Park and Playground Equipment</u>		
1.1	GameTime Play Equipment (see Playground Equipment Ages 2 - 12 Years	6
1.2	BigToys Play Equipment EarlyWorks (6 months) & beyond	123
1.3	Harmony Park Freenotes Musical Instruments	135
1.4	Snug Early Childhood Play Equipment	139
1.5	UltraPlay Play Equipment	140
1.6	UltraPlay - Discovery Centers Play Equipment	144
1.7	UltraPlay - Early Play Early Childhood Play Equipment	145
1.8	UltraPlay - NatureRocks Climbing Rocks	146
<u>2.0 Outdoor Fitness Equipment</u>		
2.1	GameTime Fitness Youth & Adult Fitness Apparatus	147
2.2	WaterFit Fitness Equipment	153
2.3	Colorado Time Systems Aquadic Timing Systems	155
2.4	Track Timing Systems	156
2.5	Everlast Climbing Walls	157
2.6	Power Systems Fitness Accessories	163
<u>3.0 Site Accessories</u>		
3.1	GameTime Park and Site Furnishings	192
3.2	Colorado Time Systems Scoreboards	198
3.3	Dero Bike Storage	219
3.4	GT Grandstands Grandstands	221
3.5	NRS Bleachers	223
3.6	GTShade Shade Structures	249
3.7	UltraShelter Shelter Structures	278
3.8	UltraSite Site Furnishings & Accessories	281
<u>4.0 Surfacing Materials</u>		
4.1	Engineered Wood Fiber	344
4.2	Recycled Materials (Shredded)	346
4.3	Recycled Rubber Tiles	348
4.4	GameTime GTImpax Safety Poured-In-Place & Bonded Rubber	355
4.5	Surfacing Products Artificial Turf	357
4.6	LifeFloor Safety Surfacing for Wet Floors	358
4.7	Surfacing Accessories	359
<u>5.0 Related Products</u>		
5.1	Spectrum Pool Lifts & Aquatic Components	360
5.2	Spohn Ranch Skate Parks	377
5.3	The Fountain People Architectural Fountains	498
5.4	UltraSite - BarkPark Dog Parks	515
5.5	Water Odyssey Water Parks	518
<u>6.0 Support Services</u>		
6.1	GameTime Sales Agencies Design & Project Management	532
6.2	GameTime Sales Agencies Installation, Sitework, Layout, Repair, Maintenance, Removal, Disposal	533
6.3	Playground Guardian Safety Audits & Inspections	535

GAMETIME 2018 U.S. COMMUNITIES DISCOUNT SCHEDULE

GENERAL DESCRIPTION OF PRODUCTS AND/OR SERVICES

USC DISCT

1.0 *Park and Playground Equipment* including, but not limited to, themed systems, stand-alone activities, system components, and replacement parts.

1.1	GameTime Play Equipment (see volume discount below)	Principal Components	24%
		Primary Components	20%
		Ancillary Accessories	18%
		Complimentary Products	16%
		Companion Accessories	9%
		Auxiliary Products	6%
		Enhancement Products	3%
		Exempt Specials	0%
1.2	BigToys Play Equipment	EarlyWorks (6 months) & beyond	6%
1.3	Harmony Park Freenotes	Musical Instruments	5%
1.4	Snug	Early Childhood Play Equipment	6%
1.5	UltraPlay	Play Equipment	6%
1.6	UltraPlay - Discovery Centers	Play Equipment	6%
1.7	UltraPlay - Early Play	Early Childhood Play Equipment	6%
1.8	UltraPlay - NatureRocks	Climbing Rocks	6%

2.0 *Outdoor Fitness Equipment* for all ages and levels including, but not limited to, challenge courses, strength building and resistance mechanisms, multigenerational fitness, optional precision timing systems, climbing walls, pool equipment, pool lifts, and pool timing systems.

2.1	GameTime Fitness	Companion Accessories	9%
		Auxiliary Products	6%
		Contributory Products	3%
		Exempt Accessories	0%
2.2	Colorado Time Systems	WaterFit Fitness Equipment	See Price List
2.3		Aquadic Timing Systems	
2.4		Track Timing Systems	
2.5	Everlast	Climbing Walls	10%
2.6	Power Systems	Fitness Accessories	See Price List

3.0 *Site Accessories* such as, but not limited to, benches, picnic tables, planters, bike racks, bike lockers, shelter and shade structures, bleachers, grandstands, scoreboards and other related site accessories.

3.1	GameTime	Ancillary Components	3%
		Adjunct Accessories	3%
3.2	Colorado Time Systems	Scoreboards	See Price List
3.3	Dero	Bike Storage	5%
3.4	GT Grandstands	Grandstands	6%
3.5	NRS	Bleachers	6%
3.6	GTShade	Shade Structures	4%
3.7	UltraShelter	Shelter Structures	4%
3.8	UltraSite	Site Furnishings & Accessories	6%

GAMETIME 2018 U.S. COMMUNITIES DISCOUNT SCHEDULE

GENERAL DESCRIPTION OF PRODUCTS AND/OR SERVICES

USC DISCT

4.0 Surfacing Materials including but not limited to pour-in-place, rubber tiles, wood fiber, and recycled materials.

4.1	GameTime & GTImpax Safety Surfacing Products	Engineered Wood Fiber	18%
4.2		Recycled Materials (Shredded)	
4.3		Recycled Rubber Tiles	
4.4		Poured-In-Place & Bonded	
4.5		Artificial Turf	
4.6		LifeFloor Safety Surfacing for Wet Floors	
4.7		Surfacing Accessories	

5.0 Related Products such as water parks, skate parks, dog parks and any other related products.

5.1	Spectrum	Pool Lifts & Aquatic Components	See Price List
5.2	Spohn Ranch	Skate Parks	See Price List
5.3	The Fountain People	Architectural Fountains	See Price List
5.4	UltraSite - BarkPark	Dog Parks	20%
5.5	Water Odyssey	Water Parks	See Price List

6.0 Services such as, but not limited to, installation, design, layout, repair and/or maintenance, removal, disposal, project management and any other related Services to provide customer support.

	GameTime	Design & Project Management	No Charge
6.1	GameTime Sales Agencies	Design, Project Management, Community Install Services	See Price List
6.2	GameTime Installers	Installation, Sitework, Layout, Repair, Maintenance, Removal, Disposal	See Price List
6.3	Playground Guardian	Safety Audits & Inspections	See Price List

Volume Discounts

Volume single purchases of GameTime composite play systems at U.S. Communities net pricing shall be eligible for an additional discount of 5% for orders totaling from \$50,000 to \$75,000; 10% from \$75,000 to \$100,000 and 15% for orders exceeding \$100,000.

Shipping and Delivery

Shipments shall be f.o.b. destination with freight charges prepaid and added separately.



GameTime Division
 PlayCore Wisconsin, Inc.
 150 Playcore Drive SE
 Fort Payne, AL 35967
 Tel: 800.235.2440

GAMETIME U.S. COMMUNITIES PRICE LIST 1805 PLAY EQUIPMENT

Part No.	Part Group	Item Description	Unit	Commercial Price	USC Disc't	USC Net Price
031TSA	51	Treehouse	EA	\$ 54,718.00	3%	\$ 53,076.46
1	48	S Hook	EA	\$ 2.18	6%	\$ 2.04
53	46	Health Ladder	EA	\$ 1,369.00	16%	\$ 1,149.96
80	48	Chain (Per Foot)	LF	\$ 3.24	6%	\$ 3.04
107	16	Cast Alum Seat H H Seat	EA	\$ 46.00	24%	\$ 34.96
109	15	Trapeze Ring Single	EA	\$ 49.00	16%	\$ 41.16
112SS	70	Manchester Goal 8X24-Port	EA	\$ 4,843.00	3%	\$ 4,697.71
114SS	70	Alum 4" Rd Goal 8X24-Port	EA	\$ 2,985.00	3%	\$ 2,895.45
117SS	70	Soccer Net 5Mm Orange	EA	\$ 289.00	3%	\$ 280.33
118SS	70	Soccer Net 5Mm White	EA	\$ 289.00	3%	\$ 280.33
120SS	70	Soccer Net 4Mm Hex B/W	EA	\$ 285.00	3%	\$ 276.45
121SS	70	Soccer Net 3Mm 8X24 Wh	EA	\$ 238.00	3%	\$ 230.86
122SS	70	Soccer Net 3Mm 7X21 Wh	EA	\$ 181.00	3%	\$ 175.57
123SS	70	Soccer Net 3Mm 6.5X18.5 Wh	EA	\$ 170.00	3%	\$ 164.90
124SS	70	Soccer Net 3Mm 6.5X12 Wh	EA	\$ 150.00	3%	\$ 145.50
127SS	70	Soccer Net 3Mm 8X24 Org	EA	\$ 140.00	3%	\$ 135.80
128	70	Ground Sockets	EA	\$ 125.00	3%	\$ 121.25
128SS	70	Soccer Net 3Mm 8X24 Wh	EA	\$ 140.00	3%	\$ 135.80
132SS	70	Soccer Net 2.5Mm 8X24 Org	EA	\$ 112.00	3%	\$ 108.64
133SS	70	Soccer Net 2.5 Mm 8X24 Wh	EA	\$ 108.00	3%	\$ 104.76
134SS	70	Flip Over Wheel (Set of 2)	SET	\$ 186.00	3%	\$ 180.42
135SS	70	Twist-In Net Hooks - White (Set Of 50)	SET	\$ 36.00	3%	\$ 34.92
136SS	70	Soccer In-Grd Perm Anchors	EA	\$ 35.00	3%	\$ 33.95
139SS	70	Soc Hook & Loop Net Straps	EA	\$ 50.00	3%	\$ 48.50
140SS	70	Screw-In Net Hks (Set 50)	SET	\$ 39.00	3%	\$ 37.83
142SS	70	3" Classic Alumagoal 8' X 24' White	EA	\$ 2,443.00	3%	\$ 2,369.71
143SS	70	3" Classic Alumagoal 7' X 21' White	EA	\$ 2,341.00	3%	\$ 2,270.77
144SS	70	3" Classic Alumagoal 6.5'X18.5' White	EA	\$ 2,138.00	3%	\$ 2,073.86
145SS	70	3" Classic Alumagoal 6.5' X 12' White	EA	\$ 1,934.00	3%	\$ 1,875.98
146SS	70	3" Classic Alumagoal 4.5' X 9' White	EA	\$ 1,584.00	3%	\$ 1,536.48
147SS	70	3" Classic Alumagoal 4' X 6' White	EA	\$ 1,442.00	3%	\$ 1,398.74
148SS	70	3" Classic Alumagoal 8' X 24' Natural	EA	\$ 2,264.00	3%	\$ 2,196.08
149SS	70	3" Classic Alumagoal 7' X 21' Natural	EA	\$ 2,210.00	3%	\$ 2,143.70
150SS	70	3" Classic Alumagoal 6.5'X18.5' Nat	EA	\$ 1,934.00	3%	\$ 1,875.98
151SS	70	3" Classic Alumagoal 6.5'X12' Natural	EA	\$ 1,731.00	3%	\$ 1,679.07
152SS	70	3" Classic Alumagoal 4.5' X 9' Natural	EA	\$ 1,391.00	3%	\$ 1,349.27
153SS	70	3" Classic Alumagoal 4' X 6' Natural	EA	\$ 1,268.00	3%	\$ 1,229.96
181SS	70	Heavy Duty Anti-Whip Net	EA	\$ 6.30	3%	\$ 6.11

U.S. COMMUNITIES PRICE LIST 1805 PLAY EQUIPMENT

Part No.	Part Group	Item Description	Unit	Commercial Price	USC Disc't	USC Net Price
182SS	70	Brute Braided Nylon Net	EA	\$ 7.30	3%	\$ 7.08
183SS	70	Std Duty Braided Nyl Net	EA	\$ 4.38	3%	\$ 4.24
184SS	70	Trad Braided Nyl Net	EA	\$ 3.36	3%	\$ 3.25
185SS	70	Braided Poly Net	EA	\$ 4.11	3%	\$ 3.98
186SS	70	Grizz Adj Bball-Brkaw Gl	EA	\$ 2,240.00	3%	\$ 2,172.80
448SS	70	4.5 Offset Adj Pt/Wh Alum	EA	\$ 1,259.00	3%	\$ 1,221.23
192SS	70	Official Alum Bkbd - Wh	EA	\$ 465.00	3%	\$ 451.05
195SS	70	4 Goose/Life Rim Wh Alum	EA	\$ 1,045.00	3%	\$ 1,013.65
197SS	70	5 Goose/Life Rim Wh Alum	EA	\$ 1,072.00	3%	\$ 1,039.84
199SS	70	4 Goose/Brkaway Wh Alum	EA	\$ 999.00	3%	\$ 969.03
200	51	Four Seat Buck-A-Bout	EA	\$ 1,320.00	3%	\$ 1,280.40
201SS	70	5 Goose/Brkaway Wh Alum	EA	\$ 1,081.00	3%	\$ 1,048.57
203SS	70	4 Goose/Dbl Wh Alum	EA	\$ 979.00	3%	\$ 949.63
205SS	70	5 Goose/Dbl Rim Wh Alum	EA	\$ 999.00	3%	\$ 969.03
211	47	Top	EA	\$ 4.50	9%	\$ 4.09
213	54	Clevis	EA	\$ 3.71	9%	\$ 3.37
243	51	Buck-A-Bout, 2 Seat	EA	\$ 1,568.00	3%	\$ 1,520.96
250SS	70	Hi Sch Goose Goalposts-Wh	EA	\$ 4,496.00	3%	\$ 4,361.12
251SS	70	Hi Sch Goose Goalposts-Yw	EA	\$ 4,496.00	3%	\$ 4,361.12
254SS	70	Goal Pt Directional Flags	EA	\$ 17.00	3%	\$ 16.49
255SS	70	Goose Fb Glpts Grd Sleeve	EA	\$ 516.00	3%	\$ 500.52
257SS	70	Fball/Soc Combo Grd Slv	EA	\$ 186.00	3%	\$ 180.42
270SS	70	Vb Pkg Stl Tp Net/Pvc	EA	\$ 457.00	3%	\$ 443.29
271SS	70	Vb Pkg Stl Tp Net/Stl	EA	\$ 555.00	3%	\$ 538.35
272SS	70	Vb Pkg Rope Tp Net Pvc	EA	\$ 408.00	3%	\$ 395.76
273SS	70	Vb Pkg Rope Tp Net/Steel	EA	\$ 520.00	3%	\$ 504.40
283	70	Whale Animal Only	EA	\$ 952.00	3%	\$ 923.44
305SS	70	Ch Lk Backstop-10	EA	\$ 2,571.00	3%	\$ 2,493.87
306SS	70	Ch Lk Backstop-10 Hood	EA	\$ 3,087.00	3%	\$ 2,994.39
307SS	70	Ch Lk Backstop-10/Hd Wgs	EA	\$ 3,633.00	3%	\$ 3,524.01
308SS	70	Ch Lk Backstop-20	EA	\$ 3,484.00	3%	\$ 3,379.48
309SS	70	Ch Lk Backstop-20 W/Hd	EA	\$ 4,275.00	3%	\$ 4,146.75
310SS	70	Ch Lk Backstop-20 W/Hd Wg	EA	\$ 4,891.00	3%	\$ 4,744.27
311	54	Top	EA	\$ 5.50	9%	\$ 5.00
311SS	70	Ch Lk Panels-5X10	EA	\$ 424.00	3%	\$ 411.28
312SS	70	Fence Guard	EA	\$ 197.00	3%	\$ 191.09
313SS	70	Foul Pole-20	EA	\$ 1,507.00	3%	\$ 1,461.79
314SS	70	Foul Pole-15	EA	\$ 1,303.00	3%	\$ 1,263.91
315SS	70	Foul Pole-12	EA	\$ 1,030.00	3%	\$ 999.10
316SS	70	Ground Sleeves-48	EA	\$ 373.00	3%	\$ 361.81
317SS	70	Ground Sleeves-36	EA	\$ 346.00	3%	\$ 335.62
318SS	70	Cust Netting-All-Star (Per Sq. Ft.)	SF	\$ 1.13	3%	\$ 1.09
319SS	70	Cust Netting-Mvp (Per Sq. Ft.)	SF	\$ 1.03	3%	\$ 0.99
320SS	70	Cust Netting-Ml (Per Sq. Ft.)	SF	\$ 0.93	3%	\$ 0.90

U.S. COMMUNITIES PRICE LIST 1805 PLAY EQUIPMENT

Part No.	Part Group	Item Description	Unit	Commercial Price	USC Disc't	USC Net Price
321SS	70	Custom Netting-Varsity (Per Sq. Ft.)	SF	\$ 0.90	3%	\$ 0.87
325	51	Whirl W/ Mechanical Brake	EA	\$ 2,189.00	3%	\$ 2,123.33
325SS	70	Box Air Vents/Windscn	EA	\$ 10.60	3%	\$ 10.28
326SS	70	Bubba Elite Batting Cage	EA	\$ 5,757.00	3%	\$ 5,584.29
327SS	70	Big Bubba Pro Batting Cg	EA	\$ 4,891.00	3%	\$ 4,744.27
328SS	70	Fold Port Batting Cage	EA	\$ 3,727.00	3%	\$ 3,615.19
329SS	70	Port Batting Cage	EA	\$ 3,132.00	3%	\$ 3,038.04
330SS	70	Coll L Shp Pitch Prot/Net	EA	\$ 304.00	3%	\$ 294.88
331SS	70	Coll L Shp Pitch Net	EA	\$ 138.00	3%	\$ 133.86
332SS	70	Coll 1St Bs/Fung Prot/Net	EA	\$ 341.00	3%	\$ 330.77
333SS	70	Coll 1St Bs/Fungo Net	EA	\$ 121.00	3%	\$ 117.37
334SS	70	Coll Sock Net/Frame	EA	\$ 372.00	3%	\$ 360.84
335SS	70	Collegiate Sock Net	EA	\$ 168.00	3%	\$ 162.96
336SS	70	Coll Sb Pitch Prot/Net	EA	\$ 306.00	3%	\$ 296.82
337SS	70	Coll Sb Pitcher Net	EA	\$ 138.00	3%	\$ 133.86
P342	70	Portable Tetherball Set	SET	\$ 327.00	3%	\$ 317.19
342	70	Portable Tetherball Set	SET	\$ 260.00	3%	\$ 252.20
P343	70	Permanent Tetherball Set	SET	\$ 203.00	3%	\$ 196.91
343	70	Permanent Tetherball Set	SET	\$ 136.00	3%	\$ 131.92
348SS	70	Pro Tunnel 70X14X12	EA	\$ 1,293.00	3%	\$ 1,254.21
349SS	70	Pro Tunnel 70X12X12	EA	\$ 1,202.00	3%	\$ 1,165.94
350SS	70	Pro Tunnel 55X14X14	EA	\$ 998.00	3%	\$ 968.06
351SS	70	Pro Tunnel 55X14X12	EA	\$ 1,008.00	3%	\$ 977.76
352SS	70	Pro Tunnel 55X12X12	EA	\$ 932.00	3%	\$ 904.04
353SS	70	Pro Tunnel Frame	EA	\$ 3,224.00	3%	\$ 3,127.28
354SS	70	Coll Tunnel 70X14X12	EA	\$ 967.00	3%	\$ 937.99
355SS	70	Coll Tunnel 70X12X12	EA	\$ 876.00	3%	\$ 849.72
356SS	70	Coll Tunnel 55X14X14	EA	\$ 896.00	3%	\$ 869.12
357SS	70	Coll Tunnel 55X14X12	EA	\$ 855.00	3%	\$ 829.35
358SS	70	Coll Tunnel 35X14X12	EA	\$ 618.00	3%	\$ 599.46
359	70	Frog Only	EA	\$ 1,018.00	3%	\$ 987.46
360	70	Swampy Only	EA	\$ 993.00	3%	\$ 963.21
388	70	Duck Only	EA	\$ 786.00	3%	\$ 762.42
391	70	Stallion Only	EA	\$ 891.00	3%	\$ 864.27
396	70	Mini Bike Assembly	EA	\$ 883.00	3%	\$ 856.51
402	15	Critter Climber	EA	\$ 3,453.00	16%	\$ 2,900.52
CPS422	05	Filler Plate	EA	\$ 88.00	24%	\$ 66.88
504TSA	51	Mother Tree	EA	\$ 43,576.00	3%	\$ 42,268.72
564	35	Curved Balance Beam	EA	\$ 705.00	16%	\$ 592.20
578TSA	48	Sea Turtle Climber	EA	\$ 7,665.00	6%	\$ 7,205.10
579TSA	48	Tree Frog Climber	EA	\$ 7,185.00	6%	\$ 6,753.90
580TSA	48	Crocodile Climber	EA	\$ 6,706.00	6%	\$ 6,303.64
581TSA	48	Soccer Ball Climber	EA	\$ 4,790.00	6%	\$ 4,502.60
582TSA	51	Baseball Climber	EA	\$ 5,987.00	3%	\$ 5,807.39

U.S. COMMUNITIES PRICE LIST 1805 PLAY EQUIPMENT

Part No.	Part Group	Item Description	Unit	Commercial Price	USC Disc't	USC Net Price
620TSA	48	Eagle Topper	EA	\$ 2,395.00	6%	\$ 2,251.30
P607	15	Satellite Climber Painted	EA	\$ 3,496.00	16%	\$ 2,936.64
618	35	Space Module	EA	\$ 4,032.00	16%	\$ 3,386.88
P619	15	Space Crawlway Painted	EA	\$ 2,178.00	16%	\$ 1,829.52
619	15	Space Crawlway	EA	\$ 1,712.00	16%	\$ 1,438.08
655	35	Dome Climber	EA	\$ 1,287.00	16%	\$ 1,081.08
657	35	Eagle'S Perch	EA	\$ 3,242.00	16%	\$ 2,723.28
P831	48	T-Swing (Painted),3 1/2" Od	EA	\$ 987.00	6%	\$ 927.78
831	48	Basic T-Swing	EA	\$ 794.00	6%	\$ 746.36
895	51	Scrambler Whirl-Mech. Brake	EA	\$ 1,878.00	3%	\$ 1,821.66
P910	15	Rainbow Climber Painted	EA	\$ 1,223.00	16%	\$ 1,027.32
919	51	Whirl-Hydraulic Brake	EA	\$ 4,647.00	3%	\$ 4,507.59
P954	35	Giant Muscle Man Painted	EA	\$ 7,008.00	16%	\$ 5,886.72
954	15	Giant Muscle Man W/Climb Poles	EA	\$ 4,700.00	16%	\$ 3,948.00
P963	35	Muscle Man Painted	EA	\$ 3,588.00	16%	\$ 3,013.92
963	15	Muscle Man	EA	\$ 2,404.00	16%	\$ 2,019.36
P988	15	Deluxe Mountain Climber Painted	EA	\$ 3,570.00	16%	\$ 2,998.80
999	48	Super Seat li	EA	\$ 111.00	6%	\$ 104.34
1013	16	Center Fitting	EA	\$ 160.00	24%	\$ 121.60
1016	16	2" To 1" Tee (Casting)	EA	\$ 48.00	24%	\$ 36.48
1018	16	Cap	EA	\$ 27.00	24%	\$ 20.52
1019	16	3 Way Cast	EA	\$ 30.00	24%	\$ 22.80
1022	16	Pipe Plug	EA	\$ 4.06	24%	\$ 3.08
1027	16	Plug	EA	\$ 2.56	24%	\$ 1.94
SM1029	16	Base Plate Pkg-1.029"Od	EA	\$ 86.00	24%	\$ 65.36
1029	16	2 Elbow Alum	EA	\$ 104.00	24%	\$ 79.04
1031	16	Alum. Eye Casting	EA	\$ 23.00	24%	\$ 17.48
1033	16	1 1/4" To 1 1/4" Alum Tee	EA	\$ 29.00	24%	\$ 22.04
1047	51	Cush Bump Belt Seat W/Shooks	EA	\$ 84.00	3%	\$ 81.48
1080	48	Heavy-Duty Chain (Per Foot)	LF	\$ 4.84	6%	\$ 4.54
1089	52	Spring Mount Casting	EA	\$ 19.00	16%	\$ 15.96
1170	16	Pipe Plug	EA	\$ 4.92	24%	\$ 3.73
1171	16	Pipe Plug	EA	\$ 2.85	24%	\$ 2.16
1172	16	2" Pipe Plug	EA	\$ 7.90	24%	\$ 6.00
1173	16	3" Cast Al Dome Pipe Cap	EA	\$ 4.04	24%	\$ 3.07
1313	46	Graduated Balance Beam	EA	\$ 901.00	16%	\$ 756.84
1461	54	2 3/8" O.D. Swing Hanger	EA	\$ 52.00	9%	\$ 47.32
1462	54	3 1/2" O.D. Swing Hanger	EA	\$ 54.00	9%	\$ 49.14
1463	48	5" O.D. Swing Hanger-Painted	EA	\$ 62.00	6%	\$ 58.28
SS1464	48	Enclosed Tot 5"/8' High	EA	\$ 309.00	6%	\$ 290.46
1464	48	8521 Enclosed Tot Seat Pkg 5" Od	EA	\$ 285.00	6%	\$ 267.90
SS1467	48	Super Seat 2 - 5"/8' High	EA	\$ 287.00	6%	\$ 269.78
1467	48	985 Super Seat 2 Pkg 5" Od	EA	\$ 257.00	6%	\$ 241.58
SS1468	48	Belt Seat 5"/8' High	EA	\$ 257.00	6%	\$ 241.58

U.S. COMMUNITIES PRICE LIST 1805 PLAY EQUIPMENT

Part No.	Part Group	Item Description	Unit	Commercial Price	USC Disc't	USC Net Price
1468	48	2958 Belt Seat Pkg 5" Od	EA	\$ 227.00	6%	\$ 213.38
SS1469	48	Enclosed Tot 2 3/8"/8' High	EA	\$ 303.00	6%	\$ 284.82
1469	48	2684 Enclosed Tot Seat 2 3/8" Od	EA	\$ 277.00	6%	\$ 260.38
SS1470	48	Enclosed Tot 3 1/2"/8' High	EA	\$ 307.00	6%	\$ 288.58
1470	48	2686 Enclosed Tot Seat 3 1/2" Od	EA	\$ 283.00	6%	\$ 266.02
SS1477	48	Super Seat 2 2 3/8"/8' & 10' High	EA	\$ 309.00	6%	\$ 290.46
1477	48	Bc2609 Super Seat 2 2 3/8" Od	EA	\$ 269.00	6%	\$ 252.86
SS1479	48	Super Seat 2-3 1/2"/8' & 10' High	EA	\$ 313.00	6%	\$ 294.22
1479	48	Bc2610 Super Seat 2 3 1/2" Od	EA	\$ 273.00	6%	\$ 256.62
SS1481	54	Belt Seat 2 3/8"/8' & 10' High	EA	\$ 274.00	9%	\$ 249.34
1481	54	2954 Belt Seat 2 3/8" Od	EA	\$ 233.00	9%	\$ 212.03
SS1483	54	Belt Seat 3 1/2"/8' & 10' High	EA	\$ 278.00	9%	\$ 252.98
1483	54	2955 Belt Seat 3 1/2" Od	EA	\$ 238.00	9%	\$ 216.58
1485	48	Swing Hanger 2 3/8"O.D. Painted	EA	\$ 57.00	6%	\$ 53.58
1486	48	Swing Hanger 3 1/2"O.D. Painted	EA	\$ 60.00	6%	\$ 56.40
1487	48	Swing Hanger 5"O.D. Galvd	EA	\$ 55.00	6%	\$ 51.70
1488	35	Trapeze Hanger Package	EA	\$ 81.00	16%	\$ 68.04
1526	35	Ragin' Rotator	EA	\$ 1,318.00	16%	\$ 1,107.12
1688SP	16	7' Lexan Replacement Pkg	EA	\$ 4,235.00	24%	\$ 3,218.60
SS1750	48	5" Zero-G Chair (5-12)-Stainless	EA	\$ 546.00	6%	\$ 513.24
SS1752	48	5" Zero-G Chair (2-5)-Stainless	EA	\$ 520.00	6%	\$ 488.80
SS1757	48	5" Zero-G Chair (5-12)-Stainless	EA	\$ 546.00	6%	\$ 513.24
SS1758	48	5" Zero-G Chair (2-5)-Stainless	EA	\$ 520.00	6%	\$ 488.80
1862RP	16	Mega-Loc Replacement Pkg	EA	\$ 72.00	24%	\$ 54.72
1892	35	Vine Trellis	EA	\$ 2,328.00	16%	\$ 1,955.52
1900	70	Clifford Spring Rider	EA	\$ 1,247.00	3%	\$ 1,209.59
1981	15	Upper Body Trainer F/S	EA	\$ 2,186.00	16%	\$ 1,836.24
1993	05	Musical Notes 3 Pack	EA	\$ 1,004.00	24%	\$ 763.04
2196SP	16	Univ Hood Handhold Pkg	EA	\$ 146.00	24%	\$ 110.96
2313	51	Saddle Seat	EA	\$ 169.00	3%	\$ 163.93
2327RP	05	5" Upr Insert Retro Fix	EA	\$ 35.00	24%	\$ 26.60
2328HW	16	Hdw-Insert Fix	EA	\$ 6.10	24%	\$ 4.63
2329PS	05	5" Upr Insert Retro Fix	EA	\$ 38.00	24%	\$ 28.88
2329HW	16	Hdw-Insert Fix	EA	\$ 6.10	24%	\$ 4.63
M2357	06	4' "S" Tube Slide	EA	\$ 2,701.00	24%	\$ 2,052.76
M2358	06	5' "S" Tube Slide	EA	\$ 2,841.00	24%	\$ 2,159.16
2364PS	06	Powerlock Replacement Pkg	EA	\$ 41.00	24%	\$ 31.16
M2369	06	2'Straight Tube Slide	EA	\$ 1,907.00	24%	\$ 1,449.32
M2370	05	3'Straight Tube Slide	EA	\$ 2,054.00	24%	\$ 1,561.04
M2371	06	4'Straight Tube Slide	EA	\$ 2,475.00	24%	\$ 1,881.00
M2372	06	5'Straight Tube Slide	EA	\$ 2,619.00	24%	\$ 1,990.44
M2379	06	4' "L"Tube Slide	EA	\$ 2,425.00	24%	\$ 1,843.00
M2380	06	5' "L"Tube Slide	EA	\$ 2,831.00	24%	\$ 2,151.56
M2385	06	4' P-A-B Crawl Tube Clear	EA	\$ 2,603.00	24%	\$ 1,978.28

U.S. COMMUNITIES PRICE LIST 1805 PLAY EQUIPMENT

Part No.	Part Group	Item Description	Unit	Commercial Price	USC Disc't	USC Net Price
2386PT	05	Kickplate W/Rung 45 1/2 Dk	EA	\$ 377.00	24%	\$ 286.52
M2389	06	3'P-A-B Slide-Clear	EA	\$ 3,445.00	24%	\$ 2,618.20
M2390	06	4'P-A-B Slide-Clear	EA	\$ 3,767.00	24%	\$ 2,862.92
M2391	06	5'P-A-B Slide-Clear	EA	\$ 3,952.00	24%	\$ 3,003.52
2396RP	35	Brakeless Space Shuttle	EA	\$ 947.00	16%	\$ 795.48
2406RP	05	Swivel Boot Replacement	EA	\$ 78.00	24%	\$ 59.28
2406HW	16	Hdw-Boot Replacement	EA	\$ 92.00	24%	\$ 69.92
2440RP	15	Handle-Bigfoot Slide	EA	\$ 130.00	16%	\$ 109.20
2444SP	18	Vinyl Top Coating	EA	\$ 289.00	24%	\$ 219.64
2447RP	05	Octagonal Perf Roof Pkg	EA	\$ 7,167.00	24%	\$ 5,446.92
M2449	06	Sp-A-B Tube Slide Clear	EA	\$ 4,344.00	24%	\$ 3,301.44
M2455	06	Sp-A-B Tube Slide Clear	EA	\$ 4,658.00	24%	\$ 3,540.08
M2492	06	4'"L" P-A-B Slide Clear	EA	\$ 3,850.00	24%	\$ 2,926.00
M2493	06	5'"L" P-A-B Slide Clear	EA	\$ 4,247.00	24%	\$ 3,227.72
2518SP	05	Sign Frame Pkg	EA	\$ 522.00	24%	\$ 396.72
M2521	05	3'-0" Multi-Color Tube Slide	EA	\$ 2,214.00	24%	\$ 1,682.64
2559SP	16	Top Rail Retro-Fit Pkg	EA	\$ 21.00	24%	\$ 15.96
2637SP	18	Xcelerator Retro-Fit Pkg	EA	\$ 474.00	24%	\$ 360.24
2644PT	06	36" Hex Roof Support Pkg	EA	\$ 1,984.00	24%	\$ 1,507.84
M2655	06	8'Tunnel-Up 30" Tubes	EA	\$ 3,071.00	24%	\$ 2,333.96
M2661	05	S 24" Crawl Tube W/Spy Holes	EA	\$ 1,754.00	24%	\$ 1,333.04
M2795	05	45 1/2"Hexadome Roof	EA	\$ 3,661.00	24%	\$ 2,782.36
2861KT	50	Crawler 2 W/Objects Panel	EA	\$ 5,998.00	20%	\$ 4,798.40
2862KT	50	Toddler 7 W/Thunder Rings	EA	\$ 13,245.00	20%	\$ 10,596.00
2863KT	50	Walker-4 No Bubble Panel	EA	\$ 16,203.00	20%	\$ 12,962.40
2901RP	05	3'Trans Pt Extd Platform	EA	\$ 3,771.00	24%	\$ 2,865.96
2907PT	05	3'Trans Pt 45.5"W/Extplat	EA	\$ 3,367.00	24%	\$ 2,558.92
2921SP	06	Mini Pod Retro-Fit Hanger	EA	\$ 361.00	24%	\$ 274.36
2922XP	06	Mini Pod Retro-Fit Hanger	EA	\$ 434.00	24%	\$ 329.84
2998XP	06	Single X-Pod Step	EA	\$ 1,199.00	24%	\$ 911.24
3049SP	15	Nature Play House S/M	EA	\$ 13,286.00	16%	\$ 11,160.24
3087	15	Rainbow Arch	EA	\$ 1,651.00	16%	\$ 1,386.84
3129	62	Super Mini 1	EA	\$ 7,962.00	3%	\$ 7,723.14
3131	73	Spider Net Small	EA	\$ 19,282.00	3%	\$ 18,703.54
3137	70	Omnitri Net	EA	\$ 23,970.00	3%	\$ 23,250.90
3140	51	KidNetix Apollo	EA	\$ 15,954.00	3%	\$ 15,475.38
3142	16	End Cap	EA	\$ 6.20	24%	\$ 4.71
3143	51	KidNetix Gateway	EA	\$ 15,599.00	3%	\$ 15,131.03
3144	51	KidNetix Eclipse	EA	\$ 36,994.00	3%	\$ 35,884.18
3146	51	KidNetix AstroJump	EA	\$ 16,028.00	3%	\$ 15,547.16
3147	51	Axis	EA	\$ 16,771.00	3%	\$ 16,267.87
3148	51	Roundabout	EA	\$ 26,514.00	3%	\$ 25,718.58
3156	73	Spider Net Medium	EA	\$ 24,519.00	3%	\$ 23,783.43
3158	73	Spider Net Large	EA	\$ 40,667.00	3%	\$ 39,446.99

U.S. COMMUNITIES PRICE LIST 1805 PLAY EQUIPMENT

Part No.	Part Group	Item Description	Unit	Commercial Price	USC Disc't	USC Net Price
3173	51	High Stepper Regular	EA	\$ 15,062.00	3%	\$ 14,610.14
3174	62	High Stepper Medium	EA	\$ 22,520.00	3%	\$ 21,844.40
3177	70	High Stepper Mini	EA	\$ 12,250.00	3%	\$ 11,882.50
3178	70	High Stepper Large	EA	\$ 35,288.00	3%	\$ 34,229.36
3185	51	Hexamid Regular	EA	\$ 18,638.00	3%	\$ 18,078.86
3201SP	48	3 1/2" Enclosed Tot Nyc	EA	\$ 337.00	6%	\$ 316.78
3202SP	40	3 1/2" Belt Seat Nyc	EA	\$ 321.00	6%	\$ 301.74
3203SP	48	3 1/2" Super Seat 2 Nyc	EA	\$ 342.00	6%	\$ 321.48
3205	15	Spinning Sensory Wave Seat	EA	\$ 1,062.00	16%	\$ 892.08
3206	15	FS Sensory Wave Arch System	EA	\$ 4,257.00	16%	\$ 3,575.88
3207	15	FS Sensory Wave Corner Arch	EA	\$ 5,538.00	16%	\$ 4,651.92
3208	15	FS Sensory Wave Horseshoe Arch	EA	\$ 8,101.00	16%	\$ 6,804.84
3209	15	FS Sensory Wave Ground Level S	EA	\$ 5,204.00	16%	\$ 4,371.36
3210	15	FS Sensory Wave Ground Level Transfer	EA	\$ 3,802.00	16%	\$ 3,193.68
3220	49	18" Droplet Seat	EA	\$ 1,286.00	16%	\$ 1,080.24
3221	52	Waterfall Bench	EA	\$ 1,663.00	16%	\$ 1,396.92
3222	52	Waterfall Bench w/ Back	EA	\$ 3,449.00	16%	\$ 2,897.16
3240	15	Sensory Ring	EA	\$ 516.00	16%	\$ 433.44
3246	52	Water Drop Bench Bench	EA	\$ 5,814.00	16%	\$ 4,883.76
3249RP	05	4'Trans Pt W/Ext Platform	EA	\$ 3,670.00	24%	\$ 2,789.20
3249	34	Harmonic Chimes (set of 7)	EA	\$ 6,348.00	3%	\$ 6,157.56
3253RP	05	Deck Extension	EA	\$ 1,221.00	24%	\$ 927.96
3253	35	Sensory Carwash	EA	\$ 26,588.00	16%	\$ 22,333.92
3256	44	Cantata Chimes	EA	\$ 4,254.00	3%	\$ 4,126.38
3259	44	Concert Trio	EA	\$ 3,774.00	3%	\$ 3,660.78
3260	35	Sensory Whirlpool	EA	\$ 16,271.00	16%	\$ 13,667.64
3261	15	Sensory Waterspout	EA	\$ 30,417.00	16%	\$ 25,550.28
3262	40	Sensory Ring Piano	EA	\$ 1,964.00	6%	\$ 1,846.16
3263	46	Sensory Ring Water Wave	EA	\$ 2,197.00	16%	\$ 1,845.48
3264	47	Sensory Ring JamBox	EA	\$ 2,045.00	9%	\$ 1,860.95
3265	15	Sensory Ring Bells	EA	\$ 1,188.00	16%	\$ 997.92
3266	47	Sensory Ring Roller Balls	EA	\$ 1,399.00	9%	\$ 1,273.09
3267	47	Sensory Ring Color Wheel	EA	\$ 2,029.00	9%	\$ 1,846.39
3268	15	Sensory Ring Spin Chimes	EA	\$ 1,289.00	16%	\$ 1,082.76
3269	47	Sensory Ring Hourglass	EA	\$ 1,158.00	9%	\$ 1,053.78
3270	47	Sensory Ring Twist Bearing	EA	\$ 708.00	9%	\$ 644.28
3271	47	Sensory Ring Pachinko	EA	\$ 1,232.00	9%	\$ 1,121.12
3272	46	Sensory Ring Hypnetic	EA	\$ 1,414.00	16%	\$ 1,187.76
3273	47	Sensory Ring Rain	EA	\$ 1,075.00	9%	\$ 978.25
3302	15	4'-0" Crawl Tube W/Spy Holes	EA	\$ 862.00	16%	\$ 724.08
3306	18	Window Red 20" for Dome	EA	\$ 545.00	24%	\$ 414.20
3308	18	Window Blue 20" for Dome	EA	\$ 545.00	24%	\$ 414.20
3309	18	Window Yellow 20" for Dome	EA	\$ 545.00	24%	\$ 414.20
M3310	15	Caterpillar Crawl Tube	EA	\$ 1,908.00	16%	\$ 1,602.72

U.S. COMMUNITIES PRICE LIST 1805 PLAY EQUIPMENT

Part No.	Part Group	Item Description	Unit	Commercial Price	USC Disc't	USC Net Price
3310	15	Caterpillar Crawl Tube	EA	\$ 1,908.00	16%	\$ 1,602.72
3311	05	Textured Window Lava for Dome	EA	\$ 1,228.00	24%	\$ 933.28
3332	05	Textured Window Mezzo for Dome	EA	\$ 1,228.00	24%	\$ 933.28
3315	06	Water Wave 2 Sided Sensor for Dome	EA	\$ 3,537.00	24%	\$ 2,688.12
3316	06	Piano 2 Sided Sensor for Dome	EA	\$ 3,900.00	24%	\$ 2,964.00
3319	06	Jam Box 2 Sided Sensor for Dome	EA	\$ 3,665.00	24%	\$ 2,785.40
3320	06	Bells 2 sided sensor for Dome	EA	\$ 1,317.00	24%	\$ 1,000.92
3326	18	Window Green 20" for Dome	EA	\$ 547.00	24%	\$ 415.72
3327	18	Window Orange 20" for Dome	EA	\$ 545.00	24%	\$ 414.20
3328	05	Textured Window Genoa for Dome	EA	\$ 1,228.00	24%	\$ 933.28
3329	05	Sensory Dome Climber Insert	EA	\$ 135.00	24%	\$ 102.60
3337RX	05	X-Connector 4-Ps	EA	\$ 107.00	24%	\$ 81.32
3358	15	Steering Wheel	EA	\$ 408.00	16%	\$ 342.72
3358SP	51	Ps Arch Swing W/3 1/2" Tr	EA	\$ 1,689.00	3%	\$ 1,638.33
3363SP	51	Add-A-Bay W/3 1/2" Toprail	EA	\$ 953.00	3%	\$ 924.41
3468SP	70	Backboard Adapter	EA	\$ 218.00	3%	\$ 211.46
3628XP	05	X-Connector 4-Pt	EA	\$ 107.00	24%	\$ 81.32
3778	05	2 To 5 Age Appropriate Sign	EA	\$ 609.00	24%	\$ 462.84
3779	05	5 To 12 Age Appropriate Sign	EA	\$ 609.00	24%	\$ 462.84
3785	49	Playcurbs - Stakes	EA	\$ 16.00	16%	\$ 13.44
3900	15	Spin Chimes 20" 2S	EA	\$ 1,289.00	16%	\$ 1,082.76
3901	46	Hypentic Wheel 20" 2S	EA	\$ 1,414.00	16%	\$ 1,187.76
3902	47	Hypentic Wheel 20" 1S	EA	\$ 1,370.00	9%	\$ 1,246.70
3903	47	Hypentic Wheel 12" 2S	EA	\$ 919.00	9%	\$ 836.29
3904	15	Bells 20" 1S	EA	\$ 762.00	16%	\$ 640.08
3905	46	Bells 12" 1S	EA	\$ 457.00	16%	\$ 383.88
3906	15	Bells 20" 2S	EA	\$ 1,188.00	16%	\$ 997.92
3907	35	Bells 12" 2S	EA	\$ 698.00	16%	\$ 586.32
3908	15	Green Window 20" 1S	EA	\$ 323.00	16%	\$ 271.32
3909	35	Green Window 12" 1S	EA	\$ 207.00	16%	\$ 173.88
3910	15	Red Window 20" 1S	EA	\$ 323.00	16%	\$ 271.32
3911	15	Red Window 12" 1S	EA	\$ 207.00	16%	\$ 173.88
3912	15	Orange Window 20" 1S	EA	\$ 323.00	16%	\$ 271.32
3913	35	Orange Window 12" 1S	EA	\$ 207.00	16%	\$ 173.88
3914	15	Blue Window 20" 1S	EA	\$ 323.00	16%	\$ 271.32
3915	35	Blue Window 12" 1S	EA	\$ 207.00	16%	\$ 173.88
3916	15	Yellow Window 20" 1S	EA	\$ 323.00	16%	\$ 271.32
3917	35	Yellow Window 12" 1S	EA	\$ 207.00	16%	\$ 173.88
3918	15	Genoa Texture Window 20" 1S	EA	\$ 1,197.00	16%	\$ 1,005.48
3919	15	Genoa Texture Window 12" 1S	EA	\$ 647.00	16%	\$ 543.48
3920	15	Lava Texture Window 20" 1S	EA	\$ 1,197.00	16%	\$ 1,005.48
3921	15	Lave Texture Window 12" 1S	EA	\$ 647.00	16%	\$ 543.48
3922	15	Mezzo Texture Window 20" 1S	EA	\$ 1,197.00	16%	\$ 1,005.48
3923	15	Mezzo Texture Window (Mezzo)	EA	\$ 647.00	16%	\$ 543.48

U.S. COMMUNITIES PRICE LIST 1805 PLAY EQUIPMENT

Part No.	Part Group	Item Description	Unit	Commercial Price	USC Disc't	USC Net Price
3924	15	Flat Mirror 12" 1S	EA	\$ 168.00	16%	\$ 141.12
3925	15	Flat Mirror 12" 2S	EA	\$ 313.00	16%	\$ 262.92
3926	15	Flat Mirror 20" 1S	EA	\$ 288.00	16%	\$ 241.92
3927	15	Flat Mirror 20" 2S	EA	\$ 536.00	16%	\$ 450.24
3928	15	Fun Mirror 12" 1S	EA	\$ 228.00	16%	\$ 191.52
3929	15	Fun Mirror 12" 2S	EA	\$ 430.00	16%	\$ 361.20
3930	15	Fun Mirror 20" 1S	EA	\$ 306.00	16%	\$ 257.04
3931	15	Fun Mirror 20" 2S	EA	\$ 551.00	16%	\$ 462.84
3932	47	20 1s JamBox w Adaptive Switch Port 20" 1S	EA	\$ 2,085.00	9%	\$ 1,897.35
3933	47	JamBox w Adaptive Switch Port 20" 2S	EA	\$ 2,045.00	9%	\$ 1,860.95
3934	47	Piano w Adaptive Switch Port 20" 1S	EA	\$ 2,236.00	9%	\$ 2,034.76
3935	47	Piano w Adaptive Switch Port 20" 2S	EA	\$ 2,197.00	9%	\$ 1,999.27
3936	47	20 1s Water Waves w Adaptive Switch Port 20" 1S	EA	\$ 2,004.00	9%	\$ 1,823.64
3937	47	Water Waves w Adaptive Switch Port 20" 2S	EA	\$ 1,964.00	9%	\$ 1,787.24
3938	15	Color Wheel 12" 2S	EA	\$ 1,193.00	16%	\$ 1,002.12
3939	47	Color Wheel 20" 2S	EA	\$ 2,029.00	9%	\$ 1,846.39
3940	47	Giggler 12" 2S	EA	\$ 2,368.00	9%	\$ 2,154.88
3941	47	Giggler 20" 2S	EA	\$ 2,648.00	9%	\$ 2,409.68
3942	47	Hourglass 12" 2S	EA	\$ 834.00	9%	\$ 758.94
3943	47	Hourglass 20" 2S	EA	\$ 1,158.00	9%	\$ 1,053.78
3944	15	Hourglass 20" 1S	EA	\$ 1,668.00	16%	\$ 1,401.12
3945	15	Rain 12" 2S	EA	\$ 977.00	16%	\$ 820.68
3946	47	Rain 20" 2S	EA	\$ 1,075.00	9%	\$ 978.25
3947	40	Pachinko 12" 1S	EA	\$ 978.00	6%	\$ 919.32
3948	47	Pachinko 20" 2S	EA	\$ 1,232.00	9%	\$ 1,121.12
3949	47	Pachinko 20" 1S	EA	\$ 1,364.00	9%	\$ 1,241.24
3950	47	Roller Balls 12" 2S	EA	\$ 773.00	9%	\$ 703.43
3951	47	Roller Balls 20" 2S	EA	\$ 1,399.00	9%	\$ 1,273.09
3952	47	Twist Bearing 20" 2S	EA	\$ 708.00	9%	\$ 644.28
3962RP	05	12' Curved Slide (W/ Slide Panel)	EA	\$ 7,307.00	24%	\$ 5,553.32
3963RP	05	12' Spiral Slide (W/ Slide Panel)	EA	\$ 7,354.00	24%	\$ 5,589.04
3964RP	05	Panel Enclosure (For 12' Tower)	EA	\$ 1,531.00	24%	\$ 1,163.56
3965RP	05	12' Curved Slide Reverse (Slide Pnl)	EA	\$ 7,307.00	24%	\$ 5,553.32
3966RP	05	4' Spiral Stairs (Reverse)(W/ Filler)	EA	\$ 3,226.00	24%	\$ 2,451.76
3967RP	05	Citadel Tower W/ 3D Panels	EA	\$ 13,958.00	24%	\$ 10,608.08
3981RP	05	12' Spiral Slide Reverse (Slide Pnl)	EA	\$ 7,354.00	24%	\$ 5,589.04
3982RP	05	4' Spiral Stairs (W/ Filler)	EA	\$ 3,107.00	24%	\$ 2,361.32
4044RP	05	Tower Extensions W/O Cap	EA	\$ 330.00	24%	\$ 250.80
4045RP	05	Tower Extensions W/ Cap	EA	\$ 361.00	24%	\$ 274.36
4097RP	18	Cyberslide Replacement	EA	\$ 1,762.00	24%	\$ 1,339.12
4248	52	S Hook Pliers	EA	\$ 407.00	16%	\$ 341.88
4336RP	05	12' Wildertube Tower Slide	EA	\$ 7,230.00	24%	\$ 5,494.80
4337RP	05	12' Wildertube Tower Slide Reverse	EA	\$ 7,230.00	24%	\$ 5,494.80
4422SP	16	Display Expression Swing & Frame	EA	\$ 2,068.00	24%	\$ 1,571.68

U.S. COMMUNITIES PRICE LIST 1805 PLAY EQUIPMENT

Part No.	Part Group	Item Description	Unit	Commercial Price	USC Disc't	USC Net Price
4485RP	05	Whirlwind Climber Link	EA	\$ 1,368.00	24%	\$ 1,039.68
4486PT	16	Whirlwind Climber Link	EA	\$ 2,019.00	24%	\$ 1,534.44
4650	15	FS Sensory Wave Arch	EA	\$ 1,120.00	16%	\$ 940.80
4651	15	FS Sensory Wave Curve	EA	\$ 971.00	16%	\$ 815.64
4652	15	FS S Wave Transfer Punched Insert	EA	\$ 881.00	16%	\$ 740.04
4653	15	FS S Wave Transfer Roller Insert	EA	\$ 2,098.00	16%	\$ 1,762.32
4654	15	FS Sensory Wave End Transfer	EA	\$ 489.00	16%	\$ 410.76
4655	35	FS Sensory Wave Return Step	EA	\$ 393.00	16%	\$ 330.12
4656	15	FS Sensory Wave Footbuck 1' - 1'6"	EA	\$ 254.00	16%	\$ 213.36
4657	15	FS Sensory Wave Footbuck 2' - 2'6"	EA	\$ 280.00	16%	\$ 235.20
4658	15	FS Sensory Wave Footbuck 3' - 3'6"	EA	\$ 329.00	16%	\$ 276.36
4659	15	FS Sensory Wave Footbuck 4' - 4'6"	EA	\$ 357.00	16%	\$ 299.88
4660	15	FS Sensory Wave Footbuck 5' - 5'6"	EA	\$ 407.00	16%	\$ 341.88
4661	15	FS Sensory Wave Footbuck 6'	EA	\$ 406.00	16%	\$ 341.04
4662	15	Up & Around Bronze Sensor Package	EA	\$ 1,844.00	16%	\$ 1,548.96
4663	35	Up & Around Silver Sensor Package	EA	\$ 4,432.00	16%	\$ 3,722.88
4664	35	Up & Around Gold Sensor Package	EA	\$ 7,224.00	16%	\$ 6,068.16
4665	15	Up S Bronze Sensor Package	EA	\$ 2,878.00	16%	\$ 2,417.52
4666	35	Up S Silver Sensor Package	EA	\$ 5,594.00	16%	\$ 4,698.96
4667	35	Up S Gold Sensor Package	EA	\$ 11,069.00	16%	\$ 9,297.96
4668	47	Up & On Bronze Sensor Package	EA	\$ 535.00	9%	\$ 486.85
4669	46	Up & On Silver Sensor Package	EA	\$ 1,845.00	16%	\$ 1,549.80
4670	35	Up & On Gold Sensor Package	EA	\$ 4,637.00	16%	\$ 3,895.08
4671	15	Double Up & On Bronze Sensor Package	EA	\$ 2,134.00	16%	\$ 1,792.56
4672	15	Double Up & On Silver Sensor Package	EA	\$ 3,618.00	16%	\$ 3,039.12
4673	15	Double Up & On Gold Sensor Package	EA	\$ 6,410.00	16%	\$ 5,384.40
4674	49	14" Droplet Seat	EA	\$ 1,212.00	16%	\$ 1,018.08
4675	44	Harmonic Chimes (set of 1)	EA	\$ 920.00	3%	\$ 892.40
4676	34	Harmonic Chimes (set of 3)	EA	\$ 2,766.00	3%	\$ 2,683.02
4677	34	Melody Chimes	EA	\$ 4,973.00	3%	\$ 4,823.81
4678	32	Concert Duo	EA	\$ 2,843.00	3%	\$ 2,757.71
4680	34	Jazz Combo	EA	\$ 5,403.00	3%	\$ 5,240.91
4681	34	Jazz A Minor	EA	\$ 2,817.00	3%	\$ 2,732.49
4682	34	Jazz C Major	EA	\$ 2,817.00	3%	\$ 2,732.49
4685	15	FS Horseshoe Arch Bronze Sensor Pkg	EA	\$ 4,476.00	16%	\$ 3,759.84
4686	15	FS Horseshoe Arch Silver Sensor Pkg	EA	\$ 7,367.00	16%	\$ 6,188.28
4687	15	FS Horseshoe Arch Gold Sensor Package	EA	\$ 12,842.00	16%	\$ 10,787.28
4688	15	FS Arch Bronze Sensor Package	EA	\$ 2,134.00	16%	\$ 1,792.56
4689	15	FS Arch Silver Sensor Package	EA	\$ 3,618.00	16%	\$ 3,039.12
4690	15	FS Arch Gold Sensor Package	EA	\$ 6,410.00	16%	\$ 5,384.40
4691	15	FS Corner Arch Bronze Sensor Pkg	EA	\$ 3,442.00	16%	\$ 2,891.28
4692	15	FS Corner Arch Silver Sensor Package	EA	\$ 6,205.00	16%	\$ 5,212.20
4693	15	FS Corner Arch Gold Sensor Package	EA	\$ 8,997.00	16%	\$ 7,557.48
4694	15	FS Grnd Level S Bronze Sensor Pkg	EA	\$ 6,267.00	16%	\$ 5,264.28

U.S. COMMUNITIES PRICE LIST 1805 PLAY EQUIPMENT

Part No.	Part Group	Item Description	Unit	Commercial Price	USC Disc't	USC Net Price
4695	15	FS Grnd Level S Silver Sensor Pkg	EA	\$ 7,675.00	16%	\$ 6,447.00
4696	15	FS Grnd Level S Gold Sensor Pkg	EA	\$ 13,352.00	16%	\$ 11,215.68
4697	47	FS Grnd Level Gold Transfer Sensor Pkg	EA	\$ 2,236.00	9%	\$ 2,034.76
4839	05	Click Wheel Ass'Y	EA	\$ 85.00	24%	\$ 64.60
4840	05	Answer Wheel Ass'Y	EA	\$ 235.00	24%	\$ 178.60
4841	05	Maze Wheel Ass'Y	EA	\$ 157.00	24%	\$ 119.32
4842	05	Echo Chamber Ass'Y	EA	\$ 101.00	24%	\$ 76.76
4843	05	Flat Mirror Ass'Y	EA	\$ 79.00	24%	\$ 60.04
4844	05	Bubble Mirror Ass'Y	EA	\$ 147.00	24%	\$ 111.72
4845	05	Stained Glass Ass'Y - Red	EA	\$ 95.00	24%	\$ 72.20
4846	05	Stained Glass Ass'Y-Yellow	EA	\$ 98.00	24%	\$ 74.48
4847	05	Hypno Wheel Ass'Y	EA	\$ 136.00	24%	\$ 103.36
4850	54	8" Playcurb Pkg	EA	\$ 51.00	9%	\$ 46.41
4852	42	Playcurb Adapter-L	EA	\$ 86.00	16%	\$ 72.24
4853	42	Playcurb Adapter-R	EA	\$ 86.00	16%	\$ 72.24
4854	42	Accessible Playcurb	EA	\$ 360.00	16%	\$ 302.40
4858	42	Access Playcurb-W/Adap	EA	\$ 512.00	16%	\$ 430.08
4862	51	Playground Border	EA	\$ 50.00	3%	\$ 48.50
4863	42	Curb Border End Cap	EA	\$ 43.00	16%	\$ 36.12
4880	48	Inground Mount For Spring Rider	EA	\$ 97.00	6%	\$ 91.18
4882	48	Fire Truck Spring Rider	EA	\$ 793.00	6%	\$ 745.42
4883	48	Dump Truck Spring Rider	EA	\$ 854.00	6%	\$ 802.76
4888	51	Coil Spring Mt-S/M	EA	\$ 169.00	3%	\$ 163.93
4889	62	Rubber Spring-Loose Fill	EA	\$ 929.00	3%	\$ 901.13
4890	51	"C"Spring-Surface Mount	EA	\$ 175.00	3%	\$ 169.75
4891	51	Coil Spring Mt-Loose Fill	EA	\$ 247.00	3%	\$ 239.59
4892	62	Rubber Spring S/M	EA	\$ 867.00	3%	\$ 840.99
4893	51	"C"Spring-Loose Fill	EA	\$ 258.00	3%	\$ 250.26
4950	48	Nexgen Swing Seat	EA	\$ 252.00	6%	\$ 236.88
4951	54	3 1/2" x 10' NextGen Swing w clevis (galv)	EA	\$ 317.00	9%	\$ 288.47
4952	54	5" x 8' NextGen Swing w clevis (galv)	EA	\$ 317.00	9%	\$ 288.47
SS5001	48	2 3/8" Antiwrap Adaptive Seat-Ss	EA	\$ 599.00	6%	\$ 563.06
5001	48	2 3/8" Antiwrap Adaptive Seat-Galv	EA	\$ 541.00	6%	\$ 508.54
SS5004	48	3 1/2" Antiwrap Adaptive Seat-Ss	EA	\$ 636.00	6%	\$ 597.84
5004	48	3 1/2" Antiwrap Adaptive Seat-Galv	EA	\$ 578.00	6%	\$ 543.32
SS5006	48	2 3/8" Antiwrap Zero-G (5-12)-Ss	EA	\$ 732.00	6%	\$ 688.08
5006	48	2 3/8" Antiwrap Zero-G (5-12)-Galv	EA	\$ 671.00	6%	\$ 630.74
SS5007	48	2 3/8" Antiwrap Zero-G (5-12)-Ss	EA	\$ 780.00	6%	\$ 733.20
5007	48	2 3/8" Antiwrap Zero-G (5-12)-Galv	EA	\$ 696.00	6%	\$ 654.24
SS5008	48	3 1/2" Antiwrap Zero-G (5-12)-Ss	EA	\$ 772.00	6%	\$ 725.68
5008	48	3 1/2" Antiwrap Zero-G (5-12)-Galv	EA	\$ 712.00	6%	\$ 669.28
SS5009	48	3 1/2" Antiwrap Zero-G (5-12)-Ss	EA	\$ 820.00	6%	\$ 770.80
5009	48	3 1/2" Antiwrap Zero-G (5-12)-Galv	EA	\$ 736.00	6%	\$ 691.84
SS5010	48	2 3/8" Antiwrap Zero-G (2-5)-Ss	EA	\$ 706.00	6%	\$ 663.64

U.S. COMMUNITIES PRICE LIST 1805 PLAY EQUIPMENT

Part No.	Part Group	Item Description	Unit	Commercial Price	USC Disct	USC Net Price
5010	48	2 3/8" Antiwrap Zero-G (2-5)-Galv	EA	\$ 656.00	6%	\$ 616.64
SS5011	48	3 1/2" Antiwrap Zero-G (2-5)-Ss	EA	\$ 746.00	6%	\$ 701.24
5011	48	3 1/2" Antiwrap Zero-G (2-5)-Galv	EA	\$ 696.00	6%	\$ 654.24
SS5012	51	2 3/8" Antiwrap Super Seat2-Stainless	EA	\$ 485.00	3%	\$ 470.45
5012	51	2 3/8" Antiwrap Super Seat2-Galv	EA	\$ 447.00	3%	\$ 433.59
SS5013	48	2 3/8" Antiwrap Super Seat2-Stainless	EA	\$ 509.00	6%	\$ 478.46
5013	51	2 3/8" Antiwrap Super Seat2-Galv	EA	\$ 462.00	3%	\$ 448.14
SS5014	48	3 1/2" Antiwrap Super Seat2-Stainless	EA	\$ 532.00	6%	\$ 500.08
5014	51	3 1/2" Antiwrap Super Seat2-Galv	EA	\$ 492.00	3%	\$ 477.24
SS5015	48	3 1/2" Antiwrap Super Seat2-Stainless	EA	\$ 557.00	6%	\$ 523.58
5015	51	3 1/2" Antiwrap Super Seat2-Galv	EA	\$ 506.00	3%	\$ 490.82
SS5016	51	2 3/8" Antiwrap Enclosed Tot-Stainless	EA	\$ 503.00	3%	\$ 487.91
5016	51	2 3/8" Antiwrap Enclosed Tot-Galv	EA	\$ 477.00	3%	\$ 462.69
SS5017	51	3 1/2" Antiwrap Enclosed Tot-Stainless	EA	\$ 548.00	3%	\$ 531.56
5017	51	3 1/2" Antiwrap Enclosed Tot-Galv	EA	\$ 521.00	3%	\$ 505.37
SS5018	51	2 3/8" Antiwrap Belt Seat-Stainless	EA	\$ 464.00	3%	\$ 450.08
5018	51	2 3/8" Antiwrap Belt Seat-Galv	EA	\$ 432.00	3%	\$ 419.04
SS5019	51	2 3/8" Antiwrap Belt Seat-Stainless	EA	\$ 490.00	3%	\$ 475.30
5019	51	2 3/8" Antiwrap Belt Seat-Galv	EA	\$ 443.00	3%	\$ 429.71
SS5020	51	3 1/2" Antiwrap Belt Seat-Stainless	EA	\$ 508.00	3%	\$ 492.76
5020	51	3 1/2" Antiwrap Belt Seat-Galv	EA	\$ 474.00	3%	\$ 459.78
SS5021	51	3 1/2" Antiwrap Belt Seat-Stainless	EA	\$ 534.00	3%	\$ 517.98
5021	51	3 1/2" Antiwrap Belt Seat-Galv	EA	\$ 489.00	3%	\$ 474.33
SS5022	51	2 3/8" Antiwrap Enclosed Tot-Stainless	EA	\$ 491.00	3%	\$ 476.27
5022	51	2 3/8" Antiwrap Enclosed Tot-Galv	EA	\$ 465.00	3%	\$ 451.05
SS5023	51	3 1/2" Antiwrap Enclosed Tot-Stainless	EA	\$ 535.00	3%	\$ 518.95
5023	51	3 1/2" Antiwrap Enclosed Tot-Galv	EA	\$ 508.00	3%	\$ 492.76
SS5024	48	2 3/8" Antiwrap Belt Seat-Stainless	EA	\$ 470.00	6%	\$ 441.80
5024	51	2 3/8" Antiwrap Belt Seat-Galv	EA	\$ 418.00	3%	\$ 405.46
SS5025	51	3 1/2" Antiwrap Belt Seat-Stainless	EA	\$ 507.00	3%	\$ 491.79
5025	51	3 1/2" Antiwrap Belt Seat-Galv	EA	\$ 461.00	3%	\$ 447.17
SS5028	48	2 3/8" Antiwrap Super Seat2-Stainless	EA	\$ 499.00	6%	\$ 469.06
5028	51	2 3/8" Antiwrap Super Seat2-Galv	EA	\$ 451.00	3%	\$ 437.47
SS5029	48	3 1/2" Antiwrap Super Seat2-Stainless	EA	\$ 544.00	6%	\$ 511.36
5029	51	3 1/2" Antiwrap Super Seat2-Galv	EA	\$ 497.00	3%	\$ 482.09
5032	15	2-5 Age Appropriate Fiberglass Sign	EA	\$ 1,171.00	16%	\$ 983.64
5033	15	5-12 Age Appropriate Fiberglass Sign	EA	\$ 1,171.00	16%	\$ 983.64
5034	15	2-5 Or 5-12 Age Appr Fiberglass Sign	EA	\$ 1,171.00	16%	\$ 983.64
5035	46	Custom Fiberglass Sign 1S	EA	\$ 1,619.00	16%	\$ 1,359.96
5036	15	Custom Fiberglass Sign 2S	EA	\$ 2,285.00	16%	\$ 1,919.40
SS5037	48	3 3/8" Antiwrap Zero-G (5-12)-Ss	EA	\$ 732.00	6%	\$ 688.08
5037	48	2 3/8" Antiwrap Zero-G (5-12)-Galv	EA	\$ 671.00	6%	\$ 630.74
SS5038	48	3 3/8" Antiwrap Zero-G (5-12)-Ss	EA	\$ 780.00	6%	\$ 733.20
5038	48	2 3/8" Antiwrap Zero-G (5-12)-Galv	EA	\$ 696.00	6%	\$ 654.24

U.S. COMMUNITIES PRICE LIST 1805 PLAY EQUIPMENT

Part No.	Part Group	Item Description	Unit	Commercial Price	USC Disc't	USC Net Price
SS5039	48	3 1/2" Antiwrap Zero-G (5-12)-Ss	EA	\$ 772.00	6%	\$ 725.68
5039	48	3 1/2" Antiwrap Zero-G (5-12)-Galv	EA	\$ 712.00	6%	\$ 669.28
SS5040	48	3 1/2" Antiwrap Zero-G (5-12)-Ss	EA	\$ 820.00	6%	\$ 770.80
5040	48	3 1/2" Antiwrap Zero-G (5-12)-Galv	EA	\$ 736.00	6%	\$ 691.84
SS5041	48	3 3/8" Antiwrap Zero-G (2-5)-Ss	EA	\$ 706.00	6%	\$ 663.64
5041	48	2 3/8" Antiwrap Zero-G (2-5)-Galv	EA	\$ 656.00	6%	\$ 616.64
SS5042	48	3 1/2" Antiwrap Zero-G (2-5)-Ss	EA	\$ 746.00	6%	\$ 701.24
5042	48	3 1/2" Antiwrap Zero-G (2-5)-Galv	EA	\$ 696.00	6%	\$ 654.24
5052	15	Discover Cave W/Primary Grips	EA	\$ 3,792.00	16%	\$ 3,185.28
5053	15	Discover Cave W/Rock Grips	EA	\$ 3,832.00	16%	\$ 3,218.88
5054	16	Split Tee	EA	\$ 20.00	24%	\$ 15.20
M5055	54	Merry-Go-All	EA	\$ 5,296.00	9%	\$ 4,819.36
5055	54	Merry-Go-All	EA	\$ 5,296.00	9%	\$ 4,819.36
5056	48	Arch Swing	EA	\$ 6,072.00	6%	\$ 5,707.68
5057	54	Double Arch Swing	EA	\$ 12,004.00	9%	\$ 10,923.64
5101	15	Kidnetix - Triangle Bridge	EA	\$ 5,823.00	16%	\$ 4,891.32
5102	15	Kidnetix - X Bridge	EA	\$ 8,699.00	16%	\$ 7,307.16
5103	15	Kidnetix - Cliffhanger	EA	\$ 1,439.00	16%	\$ 1,208.76
5105	15	Kidnetix - Large Spider Web	EA	\$ 5,128.00	16%	\$ 4,307.52
5106	15	Kidnetix - Net Tube	EA	\$ 11,949.00	16%	\$ 10,037.16
5107	15	Kidnetix - Horizontal Net Ladder	EA	\$ 2,926.00	16%	\$ 2,457.84
5109	15	Kidnetix - Cliffhanger Bridge	EA	\$ 5,393.00	16%	\$ 4,530.12
5110	15	Kidnetix - Cargo Net (Large Hammock)	EA	\$ 9,354.00	16%	\$ 7,857.36
5111	15	Kidnetix - Pod Landing	EA	\$ 649.00	16%	\$ 545.16
5112	35	Skyrun Zipline 100'	EA	\$ 15,062.00	16%	\$ 12,652.08
5113	15	Kidnetix Conifer Topper	EA	\$ 446.00	16%	\$ 374.64
5118	15	Cantilver Swing Single (Zip Seat)	EA	\$ 6,237.00	16%	\$ 5,239.08
5119	15	Cantilver Swing Single (Belt Seats)	EA	\$ 6,347.00	16%	\$ 5,331.48
5120	35	Skyrun Zipline 75'	EA	\$ 14,415.00	16%	\$ 12,108.60
5121	15	Kidnetix - Cube Net	EA	\$ 15,103.00	16%	\$ 12,686.52
5122	15	Kidnetix - Torsion Net	EA	\$ 8,307.00	16%	\$ 6,977.88
5123	15	Kidnetix - Square Net	EA	\$ 11,334.00	16%	\$ 9,520.56
5124	15	Kidnetix - Triangle Net	EA	\$ 7,061.00	16%	\$ 5,931.24
5125	15	Gadget Frame (F/S)	EA	\$ 475.00	16%	\$ 399.00
5126	15	Cantilver Swing Double (Belt Seats)	EA	\$ 12,691.00	16%	\$ 10,660.44
5128	48	Expression Swing 3 1/2" X 8'	EA	\$ 1,333.00	6%	\$ 1,253.02
5129	15	3 In A Row Gadget	EA	\$ 1,801.00	16%	\$ 1,512.84
5130	15	Air Lock Cog Gadget	EA	\$ 2,678.00	16%	\$ 2,249.52
5131	15	Color Wheel Gadget	EA	\$ 2,647.00	16%	\$ 2,223.48
5132	15	Frog Slide Puzzle Gadget	EA	\$ 1,913.00	16%	\$ 1,606.92
5133	15	Steel Drum Gadget	EA	\$ 3,803.00	16%	\$ 3,194.52
5134	15	Twist Ball Run Gadget	EA	\$ 1,988.00	16%	\$ 1,669.92
5135	15	Sun Blossum	EA	\$ 2,291.00	16%	\$ 1,924.44
5136	48	Kidnetic Spinner	EA	\$ 1,484.00	6%	\$ 1,394.96

U.S. COMMUNITIES PRICE LIST 1805 PLAY EQUIPMENT

Part No.	Part Group	Item Description	Unit	Commercial Price	USC Disc't	USC Net Price
5139	15	Large Sprout Climber	EA	\$ 1,265.00	16%	\$ 1,062.60
5140	15	Small Sprout Climber	EA	\$ 1,221.00	16%	\$ 1,025.64
5141	35	Talking Playground (Nature)	EA	\$ 3,156.00	16%	\$ 2,651.04
5142	35	Talking Playground (Transportation)	EA	\$ 3,156.00	16%	\$ 2,651.04
5143	35	Talking Playground (Animals)	EA	\$ 3,156.00	16%	\$ 2,651.04
5144	35	Talking Playground (Music)	EA	\$ 3,156.00	16%	\$ 2,651.04
5145	48	Expression Swing 5" X 8'	EA	\$ 1,333.00	6%	\$ 1,253.02
5146	15	Memory / Reaction Game (Gadget Only)	EA	\$ 5,620.00	16%	\$ 4,720.80
5147	51	Xscape Solo Swing 3 1/2" X 8'	EA	\$ 1,286.00	3%	\$ 1,247.42
5148	51	Xscape Swing Aab 3 1/2" X 8'	EA	\$ 734.00	3%	\$ 711.98
5149	51	Ps Solo Swing 5" X 8'	EA	\$ 1,745.00	3%	\$ 1,692.65
5150	51	Ps Swing Aab 5" X 8'	EA	\$ 1,000.00	3%	\$ 970.00
5151	51	Pt Solo Swing Frame 3 1/2" X 8'	EA	\$ 1,129.00	3%	\$ 1,095.13
5152	51	Pt Solo Add-A-Bay 3 1/2" X 8'	EA	\$ 682.00	3%	\$ 661.54
P5153	48	Classic Solo Swing 3 1/2" X 8' Painted	EA	\$ 1,255.00	6%	\$ 1,179.70
5153	48	Classic Solo Swing 3 1/2"X8' Galv	EA	\$ 756.00	6%	\$ 710.64
P5154	48	Classic Solo Swing Aab 3 1/2" X8'	EA	\$ 562.00	6%	\$ 528.28
5154	48	Classic Solo Swg Aab 3 1/2"X8' Galv	EA	\$ 355.00	6%	\$ 333.70
5156	51	Single Post Solo Swing 5" X 8'	EA	\$ 941.00	3%	\$ 912.77
5157	51	Sgl Post Aad Double Bay 5"X8'	EA	\$ 1,535.00	3%	\$ 1,488.95
5158	48	Express Swing W/Todd Seat 3 1/2"X8'	EA	\$ 1,482.00	6%	\$ 1,393.08
5159	48	Express Swing W/Todd Seat 5" X 8'	EA	\$ 1,482.00	6%	\$ 1,393.08
5165	48	Expression Swing w Adaptive Seat 3 1/2	EA	\$ 1,828.00	6%	\$ 1,718.32
5166	48	Expression Swing w Adaptive Seat 5"	EA	\$ 1,828.00	6%	\$ 1,718.32
5167	48	Expression Swing Tandem	EA	\$ 1,653.00	6%	\$ 1,553.82
5168	48	Expression Swing Tandem	EA	\$ 1,664.00	6%	\$ 1,564.16
P5542	48	Classic Swing 2 3/8" X 8' Painted	EA	\$ 1,291.00	6%	\$ 1,213.54
5542	48	Classic Swing 2 3/8" X 8' Galvanized	EA	\$ 796.00	6%	\$ 748.24
P5543	48	Classic Swing 2 3/8" X 10' Painted	EA	\$ 1,435.00	6%	\$ 1,348.90
5543	48	Classic Swing 2 3/8" X 10' Galvanized	EA	\$ 868.00	6%	\$ 815.92
P5544	48	Classic Swing 3 1/2" X 8' Painted	EA	\$ 1,279.00	6%	\$ 1,202.26
5544	48	Classic Swing 3 1/2" X 8' Galvanized	EA	\$ 785.00	6%	\$ 737.90
P5545	48	Classic Swing 3 1/2" X 10' Painted	EA	\$ 1,423.00	6%	\$ 1,337.62
5545	48	Classic Swing 3 1/2" X 10' Galvanized	EA	\$ 855.00	6%	\$ 803.70
P5546	48	Classic Swing Add Bay 2 3/8"X8'Painted	EA	\$ 622.00	6%	\$ 584.68
5546	48	Classic Swing Add A Bay 2 3/8"X8' Galv	EA	\$ 410.00	6%	\$ 385.40
P5547	48	Classic Swing Add Bay 2 3/8"X10' Paint	EA	\$ 665.00	6%	\$ 625.10
5547	48	Classic Swing Add Bay 2 3/8"X10' Galv	EA	\$ 433.00	6%	\$ 407.02
P5548	48	Classic Swing Add Bay 3 1/2"X8'Painted	EA	\$ 608.00	6%	\$ 571.52
5548	48	Classic Swing Add Bay 3 1/2"X8' Galv	EA	\$ 396.00	6%	\$ 372.24
P5549	48	Classic Swing Add Bay 3 1/2"X10' Paint	EA	\$ 652.00	6%	\$ 612.88
5549	48	Classic Swing Add Bay 3 1/2"X10' Galv	EA	\$ 418.00	6%	\$ 392.92
6051	51	Dinosaur Saddlemate Jurassic Green	EA	\$ 816.00	3%	\$ 791.52
6054	51	Two Seater Fire Chief	EA	\$ 872.00	3%	\$ 845.84

U.S. COMMUNITIES PRICE LIST 1805 PLAY EQUIPMENT

Part No.	Part Group	Item Description	Unit	Commercial Price	USC Disc't	USC Net Price
6056	51	Race Car Saddlemate	EA	\$ 916.00	3%	\$ 888.52
6057	51	Police Car Saddlemate	EA	\$ 900.00	3%	\$ 873.00
6058	51	Two Seater Jeep	EA	\$ 860.00	3%	\$ 834.20
6059	51	Two Seater Taxi	EA	\$ 885.00	3%	\$ 858.45
6063	51	Dinosaur Saddlemate Purple	EA	\$ 816.00	3%	\$ 791.52
6064	51	Jumbo Flyer	EA	\$ 916.00	3%	\$ 888.52
6065	51	Dinosaur In-Ground Mount	EA	\$ 390.00	3%	\$ 378.30
6067	15	Spring Pod	EA	\$ 2,750.00	16%	\$ 2,310.00
6068	15	Balance Pod	EA	\$ 1,273.00	16%	\$ 1,069.32
6100	16	Maintenance Kit	EA	\$ 2,018.00	24%	\$ 1,533.68
6101	32	Astm Test Kit	EA	\$ 607.00	3%	\$ 588.79
6118	51	Space Whirl	EA	\$ 6,263.00	3%	\$ 6,075.11
6140	15	Spring Mini Pod	EA	\$ 400.00	16%	\$ 336.00
6141	15	Mini Pod Toad Stool	EA	\$ 245.00	16%	\$ 205.80
6142	15	Whirlwind Seat Tilted (F/S)	EA	\$ 621.00	16%	\$ 521.64
6143	15	Whirlwind Seat Straight (F/S)	EA	\$ 615.00	16%	\$ 516.60
6144	15	Nature Discovery Table	EA	\$ 1,552.00	16%	\$ 1,303.68
6197	54	Backhoe Digger	EA	\$ 934.00	9%	\$ 849.94
6198	54	Backhoe Digger, Accessible	EA	\$ 923.00	9%	\$ 839.93
6200	15	Sky Runner (F/S)	EA	\$ 2,678.00	16%	\$ 2,249.52
6201	15	Tilted Sky Runner (F/S)	EA	\$ 3,987.00	16%	\$ 3,349.08
6202	15	Mini Sky Runner (F/S)	EA	\$ 1,470.00	16%	\$ 1,234.80
6206	15	Double Xcelerator	EA	\$ 8,253.00	16%	\$ 6,932.52
6211	15	Ss Chain Net Climber W/Rails, Csc	EA	\$ 1,291.00	16%	\$ 1,084.44
6212	15	Playtime Junction	EA	\$ 16,718.00	16%	\$ 14,043.12
6213	15	Challenge Rings	EA	\$ 6,602.00	16%	\$ 5,545.68
6214	15	Rebounce	EA	\$ 1,453.00	16%	\$ 1,220.52
6215	54	8" Adaptable End Playcurb	EA	\$ 55.00	9%	\$ 50.05
6216	54	8" Adaptable End Playcurb-C/O	EA	\$ 60.00	9%	\$ 54.60
6217	54	12" Adaptable End Playcurb	EA	\$ 55.00	9%	\$ 50.05
6219	51	See Saw	EA	\$ 1,791.00	3%	\$ 1,737.27
6220	15	Stage Coach	EA	\$ 21,828.00	16%	\$ 18,335.52
M6223	15	Merry Musical	EA	\$ 4,338.00	16%	\$ 3,643.92
6223	15	Merry Musical	EA	\$ 4,338.00	16%	\$ 3,643.92
M6224	15	Schooner	EA	\$ 18,375.00	16%	\$ 15,435.00
6224	15	Schooner	EA	\$ 18,375.00	16%	\$ 15,435.00
6225	15	Ship'S Wheel	EA	\$ 804.00	16%	\$ 675.36
6229	46	Play On Sign	EA	\$ 1,253.00	16%	\$ 1,052.52
M6231	15	G2	EA	\$ 4,005.00	16%	\$ 3,364.20
6231	15	G2	EA	\$ 4,005.00	16%	\$ 3,364.20
6232	15	Pod (1'-0")	EA	\$ 315.00	16%	\$ 264.60
6233	15	Pod (2'-0")	EA	\$ 347.00	16%	\$ 291.48
6235	46	Playlab See Saw	EA	\$ 2,979.00	16%	\$ 2,502.36
6236	15	2'-6" Pod	EA	\$ 358.00	16%	\$ 300.72

U.S. COMMUNITIES PRICE LIST 1805 PLAY EQUIPMENT

Part No.	Part Group	Item Description	Unit	Commercial Price	USC Disc't	USC Net Price
6237	15	Shadow Play Sky Runner	EA	\$ 5,466.00	16%	\$ 4,591.44
6238	15	Shadow Play Flower	EA	\$ 4,523.00	16%	\$ 3,799.32
6240	40	Xcelerator	EA	\$ 3,780.00	6%	\$ 3,553.20
6242	35	Shadow Play Tri Runner	EA	\$ 14,032.00	16%	\$ 11,786.88
6243	46	Tri Runner	EA	\$ 12,117.00	16%	\$ 10,178.28
6245	15	RoxAll See Saw	EA	\$ 9,852.00	16%	\$ 8,275.68
6246	49	Solo Spinner	EA	\$ 1,519.00	16%	\$ 1,275.96
6247	48	Deco Spring Rider Single	EA	\$ 1,123.00	6%	\$ 1,055.62
6248	48	Deco Spring Rider Double	EA	\$ 1,911.00	6%	\$ 1,796.34
6249	46	Sensory Cove Climber - Square	EA	\$ 2,573.00	16%	\$ 2,161.32
6251	46	Wrinkle Wall (3 Panel)	EA	\$ 6,147.00	16%	\$ 5,163.48
6252	46	Wrinkle Wall (7 Panel)	EA	\$ 14,144.00	16%	\$ 11,880.96
6253	46	Wrinkle Wall (8 Panel)	EA	\$ 16,198.00	16%	\$ 13,606.32
6254	35	Rock A Bout	EA	\$ 3,570.00	16%	\$ 2,998.80
6255	46	Sensory Dome - Small	EA	\$ 7,116.00	16%	\$ 5,977.44
6256	15	Sensory Dome - Medium	EA	\$ 12,369.00	16%	\$ 10,389.96
6258	35	Sensory Cove Climber - Triangle	EA	\$ 2,106.00	16%	\$ 1,769.04
6259	62	Sitting See Saw	EA	\$ 2,378.00	3%	\$ 2,306.66
6261	32	PlayLab See Saw (Standing)	EA	\$ 3,284.00	3%	\$ 3,185.48
6415	15	F/S Space Loop Climb	EA	\$ 3,251.00	16%	\$ 2,730.84
6484	15	Wum Climber	EA	\$ 6,181.00	16%	\$ 5,192.04
6487	15	2 Way Coaster Climber	EA	\$ 1,879.00	16%	\$ 1,578.36
6510	46	Space Arch	EA	\$ 1,178.00	16%	\$ 989.52
6584	15	Li'L Wum	EA	\$ 3,764.00	16%	\$ 3,161.76
6587	15	4 Way Coaster Climber	EA	\$ 3,574.00	16%	\$ 3,002.16
7000	15	Choo-Choo Climber	EA	\$ 6,886.00	16%	\$ 5,784.24
7002	15	Fire Engine Climber	EA	\$ 7,757.00	16%	\$ 6,515.88
7003	54	Rock N Cross	EA	\$ 8,319.00	9%	\$ 7,570.29
7010	15	4' Crawl Tube F/S	EA	\$ 1,097.00	16%	\$ 921.48
7035	15	Spiral Game, F/S	EA	\$ 1,727.00	16%	\$ 1,450.68
7038	15	Telescope, F/S	EA	\$ 1,066.00	16%	\$ 895.44
7040	15	4' Chimney	EA	\$ 1,487.00	16%	\$ 1,249.08
7041	15	8' Chimney	EA	\$ 3,057.00	16%	\$ 2,567.88
7042	15	4' Vertical Wall	EA	\$ 1,079.00	16%	\$ 906.36
7043	15	8' Vertical Wall	EA	\$ 2,090.00	16%	\$ 1,755.60
7044	15	4' Corner	EA	\$ 696.00	16%	\$ 584.64
7045	15	8' Corner	EA	\$ 1,252.00	16%	\$ 1,051.68
7046	15	4' Transition Wall Left	EA	\$ 890.00	16%	\$ 747.60
7047	15	4' Transition Wall Right	EA	\$ 768.00	16%	\$ 645.12
7048	15	8' Transition Wall Left	EA	\$ 1,730.00	16%	\$ 1,453.20
7049	15	8' Transition Wall Right	EA	\$ 2,053.00	16%	\$ 1,724.52
7050	15	4'Volcano Climber F/S	EA	\$ 3,728.00	16%	\$ 3,131.52
7051	15	6'Volcano Climber F/S	EA	\$ 5,946.00	16%	\$ 4,994.64
7052	15	8'Volcano Climber F/S	EA	\$ 8,466.00	16%	\$ 7,111.44

U.S. COMMUNITIES PRICE LIST 1805 PLAY EQUIPMENT

Part No.	Part Group	Item Description	Unit	Commercial Price	USC Disc't	USC Net Price
7053	15	4'Hi Ribbon Wall	EA	\$ 4,184.00	16%	\$ 3,514.56
7054	15	8'Hi Ribbon Wall	EA	\$ 8,432.00	16%	\$ 7,082.88
7055	15	4' "S" Wall Climber	EA	\$ 2,850.00	16%	\$ 2,394.00
7056	15	8' "S" Wall Climber	EA	\$ 5,770.00	16%	\$ 4,846.80
7057	15	8' Chimney Overhang	EA	\$ 1,602.00	16%	\$ 1,345.68
7058	15	8' Vertical Wall Overhang	EA	\$ 1,211.00	16%	\$ 1,017.24
7061	15	4'End Strut	EA	\$ 194.00	16%	\$ 162.96
7062	15	8'End Strut	EA	\$ 353.00	16%	\$ 296.52
7064	15	8'Cosmix Climber, F/S	EA	\$ 1,646.00	16%	\$ 1,382.64
7066	15	8'Cosmix Arch, F/S	EA	\$ 2,842.00	16%	\$ 2,387.28
7068	15	8'Cosmix Station	EA	\$ 4,038.00	16%	\$ 3,391.92
7071	15	Rockscape Rock Step Link	EA	\$ 3,567.00	16%	\$ 2,996.28
7075	15	Rocketship	EA	\$ 11,367.00	16%	\$ 9,548.28
7080	15	2'-0" F/S Rockscape Arch Climber	EA	\$ 2,026.00	16%	\$ 1,701.84
7081	15	5'-6" F/S Rockscape Arch Climber	EA	\$ 7,633.00	16%	\$ 6,411.72
7082	15	7'-6" F/S Rockscape Arch Climber	EA	\$ 12,897.00	16%	\$ 10,833.48
7083	15	Stratum - F/S Rockscape	EA	\$ 3,263.00	16%	\$ 2,740.92
7084	15	Bluff - F/S Rockscape	EA	\$ 2,941.00	16%	\$ 2,470.44
7085	15	Crest - F/S Rockscape	EA	\$ 5,535.00	16%	\$ 4,649.40
7086	15	Vertical Rock Climber	EA	\$ 3,072.00	16%	\$ 2,580.48
7087	15	Rockscape Arch Wall	EA	\$ 3,140.00	16%	\$ 2,637.60
7088	15	Rock Step	EA	\$ 246.00	16%	\$ 206.64
7089	15	Spider Web	EA	\$ 3,502.00	16%	\$ 2,941.68
7090	15	Rope Walk	EA	\$ 2,195.00	16%	\$ 1,843.80
7091	15	Web Wall	EA	\$ 2,390.00	16%	\$ 2,007.60
7092	15	Rockscape Lightning Climber	EA	\$ 851.00	16%	\$ 714.84
7093	15	Rockscape Circle Stepper	EA	\$ 1,063.00	16%	\$ 892.92
7095	15	Rock Step Attachment	EA	\$ 238.00	16%	\$ 199.92
7096	62	Rockscape Surfacing Barrier Kit	EA	\$ 90.00	3%	\$ 87.30
7099	15	Soft Step	EA	\$ 621.00	16%	\$ 521.64
7100	15	Rockscape Verticalical Climber	EA	\$ 683.00	16%	\$ 573.72
7101	15	Rockscape Triad Climber	EA	\$ 893.00	16%	\$ 750.12
7102	15	Rockscape Quadri Climber	EA	\$ 1,202.00	16%	\$ 1,009.68
7103	15	Sunblox Umbrella Canopy Rockscape	EA	\$ 5,844.00	16%	\$ 4,908.96
7104	80	Gator	EA	\$ 7,194.00	0%	\$ 7,194.00
7104L	80	Gator	EA	\$ 7,194.00	0%	\$ 7,194.00
7109	80	Tuscon Turtle	EA	\$ 7,993.00	0%	\$ 7,993.00
7109L	80	Tuscon Turtle	EA	\$ 7,993.00	0%	\$ 7,993.00
7110L	80	Monarch	EA	\$ 7,287.00	0%	\$ 7,287.00
7112L	80	Inchworm	EA	\$ 6,228.00	0%	\$ 6,228.00
7114L	80	Ladybug	EA	\$ 3,261.00	0%	\$ 3,261.00
7115	80	Frog	EA	\$ 6,072.00	0%	\$ 6,072.00
7115L	80	Frog	EA	\$ 6,072.00	0%	\$ 6,072.00
7116L	80	Rabbit	EA	\$ 3,271.00	0%	\$ 3,271.00

U.S. COMMUNITIES PRICE LIST 1805 PLAY EQUIPMENT

Part No.	Part Group	Item Description	Unit	Commercial Price	USC Disc't	USC Net Price
7118	15	Triple Slide	EA	\$ 9,680.00	16%	\$ 8,131.20
7119	80	Iguana Rock Link	EA	\$ 12,950.00	0%	\$ 12,950.00
7120	80	Iguana Rock Climber	EA	\$ 13,539.00	0%	\$ 13,539.00
7120L	80	Iguana Rock Climber	EA	\$ 13,539.00	0%	\$ 13,539.00
7121	80	Lumberjack Logs	EA	\$ 6,523.00	0%	\$ 6,523.00
7121L	80	Lumberjack Logs	EA	\$ 6,523.00	0%	\$ 6,523.00
7123L	80	Lumberjack Stack	EA	\$ 8,876.00	0%	\$ 8,876.00
7125	80	Mushroom Path	EA	\$ 7,001.00	0%	\$ 7,001.00
7125L	80	Mushroom Path	EA	\$ 7,001.00	0%	\$ 7,001.00
7126L	80	Boulder Dash	EA	\$ 12,678.00	0%	\$ 12,678.00
7127	80	Boulder Dash Climber	EA	\$ 12,678.00	0%	\$ 12,678.00
7128L	80	Granite Falls	EA	\$ 11,184.00	0%	\$ 11,184.00
7129	80	Lumberjack Steps	EA	\$ 8,151.00	0%	\$ 8,151.00
7129L	80	Lumberjack Steps	EA	\$ 8,151.00	0%	\$ 8,151.00
7131	80	Barrier Reef Link	EA	\$ 12,363.00	0%	\$ 12,363.00
7132	80	Barrier Reef Climber	EA	\$ 13,876.00	0%	\$ 13,876.00
7132L	80	Barrier Reef Climber	EA	\$ 13,876.00	0%	\$ 13,876.00
7134L	80	Hammerhead Hank	EA	\$ 6,727.00	0%	\$ 6,727.00
7135	80	Wally Whale	EA	\$ 10,931.00	0%	\$ 10,931.00
7135L	80	Wally Whale	EA	\$ 10,931.00	0%	\$ 10,931.00
7136L	80	Wally Whale Tail	EA	\$ 8,326.00	0%	\$ 8,326.00
7137L	80	Elephant	EA	\$ 9,230.00	0%	\$ 9,230.00
SS7255	48	Adaptive Seat (5"/8' High)	EA	\$ 397.00	6%	\$ 373.18
8107	51	Anti-Wrap Hanger 2 3/8"	PR	\$ 289.00	3%	\$ 280.33
8108	51	Anti-Wrap Hanger 3 1/2"	PR	\$ 331.00	3%	\$ 321.07
8520	48	Enclosed Tot Seat	EA	\$ 152.00	6%	\$ 142.88
SS8531	48	Adaptive Seat (2 3/8"/ 8' High)	EA	\$ 389.00	6%	\$ 365.66
8531	48	Adaptive Swing W/Chain	EA	\$ 339.00	6%	\$ 318.66
8533	15	Single Tower Challenge	EA	\$ 12,481.00	16%	\$ 10,484.04
SS8537	48	Adaptive Seat (3 1/2"/ 8' High)	EA	\$ 395.00	6%	\$ 371.30
8537	48	Adaptive Swing W/Chain	EA	\$ 346.00	6%	\$ 325.24
P8542	48	Ada 8' Ht Swing Frame, 2 3/8" Toprail	EA	\$ 1,291.00	6%	\$ 1,213.54
8542	48	Ada 8' Ht Swing Frame, 2 3/8" Toprail	EA	\$ 796.00	6%	\$ 748.24
P8543	48	Ada 10' Ht Swing Frame, 2 3/8" Toprail	EA	\$ 1,435.00	6%	\$ 1,348.90
8543	48	Ada 10' Ht Swing Frame, 2 3/8" Toprail	EA	\$ 868.00	6%	\$ 815.92
P8544	48	Ada 8' Ht Swing Frame, 3 1/2" Toprail	EA	\$ 1,279.00	6%	\$ 1,202.26
8544	48	Ada 8' Ht Swing Frame, 3 1/2" Toprail	EA	\$ 785.00	6%	\$ 737.90
P8545	48	Ada 10' Ht Swing Frame, 3 1/2" Toprail	EA	\$ 1,423.00	6%	\$ 1,337.62
8545	48	Ada 10' Ht Swing Frame, 3 1/2" Toprail	EA	\$ 855.00	6%	\$ 803.70
P8546	48	Ada 8' Ht Add-A-Bay, 2 3/8" Toprail	EA	\$ 622.00	6%	\$ 584.68
8546	48	Ada 8' Ht Add-A-Bay, 2 3/8" Toprail	EA	\$ 410.00	6%	\$ 385.40
P8547	48	Ada 10' Ht Add-A-Bay, 2 3/8" Toprail	EA	\$ 665.00	6%	\$ 625.10
8547	48	Ada 10' Ht Add-A-Bay, 2 3/8" Toprail	EA	\$ 433.00	6%	\$ 407.02
P8548	48	Ada 8' Ht Add-A-Bay, 3 1/2" Toprail	EA	\$ 608.00	6%	\$ 571.52

U.S. COMMUNITIES PRICE LIST 1805 PLAY EQUIPMENT

Part No.	Part Group	Item Description	Unit	Commercial Price	USC Disc't	USC Net Price
8548	48	Ada 8' Ht Add-A-Bay, 3 1/2" Toprail	EA	\$ 396.00	6%	\$ 372.24
P8549	48	Ada 10' Ht Add-A-Bay, 3 1/2" Toprail	EA	\$ 652.00	6%	\$ 612.88
8549	48	Ada 10' Ht Add-A-Bay, 3 1/2" Toprail	EA	\$ 418.00	6%	\$ 392.92
SS8550	48	2 3/8" Zero-G Chair (5-12)-Stainless	EA	\$ 542.00	6%	\$ 509.48
8550	48	2 3/8" Zero-G Chair (5-12)-Galv Chain	EA	\$ 482.00	6%	\$ 453.08
SS8551	48	2 3/8" Zero-G Chair (5-12)-Stainless	EA	\$ 590.00	6%	\$ 554.60
8551	48	2 3/8" Zero-G Chair (5-12)-Galv Chain	EA	\$ 506.00	6%	\$ 475.64
SS8552	48	3 1/2" Zero-G Chair (5-12)-Stainless	EA	\$ 546.00	6%	\$ 513.24
8552	48	3 1/2" Zero-G Chair (5-12)-Galv Chain	EA	\$ 486.00	6%	\$ 456.84
SS8553	48	3 1/2" Zero-G Chair (5-12)-Stainless	EA	\$ 594.00	6%	\$ 558.36
8553	48	3 1/2" Zero-G Chair (5-12)-Galv Chain	EA	\$ 510.00	6%	\$ 479.40
SS8554	48	2 3/8" Zero-G Chair (2-5)-Stainless	EA	\$ 517.00	6%	\$ 485.98
8554	48	2 3/8" Zero-G Chair (2-5)-Galv Chain	EA	\$ 467.00	6%	\$ 438.98
SS8555	48	3 1/2" Zero-G Chair (2-5)-Stainless	EA	\$ 520.00	6%	\$ 488.80
8555	48	3 1/2" Zero-G Chair (2-5)-Galv Chain	EA	\$ 472.00	6%	\$ 443.68
SS8556	48	2 3/8" Zero-G Chair (5-12)-Stainless	EA	\$ 542.00	6%	\$ 509.48
8556	48	2 3/8" Zero-G Chair (5-12)-Galv Chain	EA	\$ 482.00	6%	\$ 453.08
SS8557	48	2 3/8" Zero-G Chair (5-12)-Stainless	EA	\$ 590.00	6%	\$ 554.60
8557	48	2 3/8" Zero-G Chair (5-12)-Galv Chain	EA	\$ 506.00	6%	\$ 475.64
SS8558	48	3 1/2" Zero-G Chair (5-12)-Stainless	EA	\$ 546.00	6%	\$ 513.24
8558	48	3 1/2" Zero-G Chair (5-12)-Galv Chain	EA	\$ 486.00	6%	\$ 456.84
SS8559	48	3 1/2" Zero-G Chair (5-12)-Stainless	EA	\$ 594.00	6%	\$ 558.36
8559	48	3 1/2" Zero-G Chair (5-12)-Galv Chain	EA	\$ 510.00	6%	\$ 479.40
SS8560	48	2 3/8" Zero-G Chair (2-5)-Stainless	EA	\$ 517.00	6%	\$ 485.98
8560	48	2 3/8" Zero-G Chair (2-5)-Galv Chain	EA	\$ 467.00	6%	\$ 438.98
SS8561	48	3 1/2" Zero-G Chair (2-5)-Stainless	EA	\$ 520.00	6%	\$ 488.80
8561	48	3 1/2" Zero-G Chair (2-5)-Galv Chain	EA	\$ 472.00	6%	\$ 443.68
8658	51	Gt Stockcar	EA	\$ 1,221.00	3%	\$ 1,184.37
8659	48	Safety Belt - Gt Stockcar	EA	\$ 36.00	6%	\$ 33.84
8662	35	Walking The Plank	EA	\$ 1,577.00	16%	\$ 1,324.68
8664	70	Volleyball Posts	EA	\$ 392.00	3%	\$ 380.24
8665	15	Inchworm Climber F/S	EA	\$ 1,628.00	16%	\$ 1,367.52
8666	15	90 Deg Caterpillar F/S	EA	\$ 1,492.00	16%	\$ 1,253.28
8672	15	Walk The Plank - 2" Surface	EA	\$ 1,454.00	16%	\$ 1,221.36
8681	15	6'-0" S.S. Straight Chuter, F/S	EA	\$ 6,213.00	16%	\$ 5,218.92
8682	15	8'-0" S.S. Straight Chuter, F/S	EA	\$ 7,680.00	16%	\$ 6,451.20
8683	15	Side Stepper F/S	EA	\$ 1,747.00	16%	\$ 1,467.48
8687	15	Side Stepper F/S P/S	EA	\$ 2,338.00	16%	\$ 1,963.92
8690	48	Super Seat li	EA	\$ 127.00	6%	\$ 119.38
8691	48	Belt Seat	EA	\$ 96.00	6%	\$ 90.24
8693	48	Enclosed Tot Seat	EA	\$ 164.00	6%	\$ 154.16
SS8695	48	Enclosed Tot 2 3/8"/8' High W/Clevis	EA	\$ 313.00	6%	\$ 294.22
8695	48	Encl Tot Seat 2 3/8"-8695	EA	\$ 292.00	6%	\$ 274.48
SS8696	48	Encl Tot Seat 3 1/2"/8' High W/Clevis	EA	\$ 320.00	6%	\$ 300.80

U.S. COMMUNITIES PRICE LIST 1805 PLAY EQUIPMENT

Part No.	Part Group	Item Description	Unit	Commercial Price	USC Disc't	USC Net Price
8696	48	Encl Seat 3 1/2"(8696)	EA	\$ 297.00	6%	\$ 279.18
8755	15	Climber Base 5", Csc	EA	\$ 4,243.00	16%	\$ 3,564.12
8756	15	Climber Base 3 1/2", Csc	EA	\$ 4,243.00	16%	\$ 3,564.12
8770	15	Arch Climber, Csc	EA	\$ 992.00	16%	\$ 833.28
8771	15	Bubble Climber, Csc	EA	\$ 939.00	16%	\$ 788.76
8772	15	Chain Link Climber, Csc	EA	\$ 932.00	16%	\$ 782.88
8773	15	Chain Net Climber W/Rails, Csc	EA	\$ 1,257.00	16%	\$ 1,055.88
8775	15	Clover Climber, Csc	EA	\$ 1,215.00	16%	\$ 1,020.60
8778	15	Crazy Eight Climber, Csc	EA	\$ 1,092.00	16%	\$ 917.28
8780	15	Tree Climber, Csc	EA	\$ 769.00	16%	\$ 645.96
8781	15	Wavy Tree Climber, Csc	EA	\$ 969.00	16%	\$ 813.96
8782	15	Zipper Climber, Csc	EA	\$ 1,232.00	16%	\$ 1,034.88
8783	15	Climbing Pole, Csc	EA	\$ 557.00	16%	\$ 467.88
SS8904	48	Super Seat 2 2 2/8"/8' High W/Clevis	EA	\$ 299.00	6%	\$ 281.06
8904	54	Super Seat 2 2-3/8"(8904)	EA	\$ 269.00	9%	\$ 244.79
SS8905	48	Super Seat 2 3/8"/10' High W/Clevis	EA	\$ 323.00	6%	\$ 303.62
8905	54	Super Seat 2 2-3/8"(8905)	EA	\$ 280.00	9%	\$ 254.80
SS8906	48	Super Seat 2-3 1/2"/8' High W/Clevis	EA	\$ 304.00	6%	\$ 285.76
8906	54	Super Seat 2 3-1/2"(8906)	EA	\$ 273.00	9%	\$ 248.43
SS8907	48	Super Seat 2 3-1/2"(8907)	EA	\$ 327.00	6%	\$ 307.38
8907	54	Super Seat 2 3-1/2"(8907)	EA	\$ 284.00	9%	\$ 258.44
SS8908	48	Belt Seat 2 3/8"/10' High W/Clevis	EA	\$ 263.00	6%	\$ 247.22
8908	48	Belt Seat 2 3/8"Od(8908)	EA	\$ 233.00	6%	\$ 219.02
SS8909	54	Belt Seat 2 3/8"Od S.S.	EA	\$ 288.00	9%	\$ 262.08
8909	48	Belt Seat 2 3/8"Od(8909)	EA	\$ 246.00	6%	\$ 231.24
SS8910	48	Belt Seat 3 1/2" /8' W/Clevis	EA	\$ 268.00	6%	\$ 251.92
8910	48	Belt Seat 3 1/2"Od(8910)	EA	\$ 238.00	6%	\$ 223.72
SS8911	54	Belt Seat 3 1/2" 10' High W/Clevis	EA	\$ 292.00	9%	\$ 265.72
8911	54	Belt Seat 3 1/2"Od(8911)	EA	\$ 251.00	9%	\$ 228.41
SS8914	48	Enclosed Tot 5"/8' High W/Clevis	EA	\$ 322.00	6%	\$ 302.68
8914	48	Encl Tot Seat 5"Od(8914)	EA	\$ 299.00	6%	\$ 281.06
SS8917	48	Super Seat 2 - 5"/8' High 2/Clevis	EA	\$ 299.00	6%	\$ 281.06
8917	48	Super Seat 2 5"Od(8917)	EA	\$ 270.00	6%	\$ 253.80
SS8918	48	Belt Seat 5" /8' High W/Clevis	EA	\$ 269.00	6%	\$ 252.86
8918	48	Belt Seat Pkg 5"Od(8918)	EA	\$ 240.00	6%	\$ 225.60
8930	15	Castle Rock	EA	\$ 20,020.00	16%	\$ 16,816.80
8931	15	Around The Bend	EA	\$ 15,983.00	16%	\$ 13,425.72
8932	15	Tot Rock	EA	\$ 7,157.00	16%	\$ 6,011.88
9815	70	8' Toss'N Score-Clowns	EA	\$ 812.00	3%	\$ 787.64
9816	70	8' Toss'N Score-Silhouette	EA	\$ 665.00	3%	\$ 645.05
9817	70	10' Toss'N Score-Clowns	EA	\$ 869.00	3%	\$ 842.93
9818	70	10' Toss'N Score Silhouette	EA	\$ 723.00	3%	\$ 701.31
9835	35	Sandbox, Elevated	EA	\$ 1,319.00	16%	\$ 1,107.96
9847	70	8' Toss'N Score W/Numbers	EA	\$ 702.00	3%	\$ 680.94

U.S. COMMUNITIES PRICE LIST 1805 PLAY EQUIPMENT

Part No.	Part Group	Item Description	Unit	Commercial Price	USC Disc't	USC Net Price
9849	70	10' Toss'N Score W/Numbers	EA	\$ 759.00	3%	\$ 736.23
10740	51	Single Post Swing F/S, 5" Od	EA	\$ 1,007.00	3%	\$ 976.79
10768	15	Toad Stool Seat	EA	\$ 410.00	16%	\$ 344.40
10777	51	Tire Swing F/S, 5" Od	EA	\$ 2,278.00	3%	\$ 2,209.66
10778	51	Tire Swing F/S Add-A-Bay, 5" Od	EA	\$ 1,588.00	3%	\$ 1,540.36
10847	51	Ada Two-Place Swing F/S, 5" Od	EA	\$ 1,864.00	3%	\$ 1,808.08
10848	51	Ada Two-Place Swing Add-A-Bay, 5" Od	EA	\$ 1,120.00	3%	\$ 1,086.40
10967	18	Stepping Stones - 3 Step	EA	\$ 1,133.00	24%	\$ 861.08
10968	18	Stepping Stones - 5 Step	EA	\$ 1,879.00	24%	\$ 1,428.04
G11889	05	PrimeTime Fontana	EA	\$ 13,427.00	24%	\$ 10,204.52
11889	05	PrimeTime Fontana	EA	\$ 13,621.00	24%	\$ 10,351.96
G11890	05	PrimeTime Lumber Ridge	EA	\$ 19,118.00	24%	\$ 14,529.68
11890	05	PrimeTime Lumber Ridge	EA	\$ 19,488.00	24%	\$ 14,810.88
G11891	05	PrimeTime Stringer's Ridge	EA	\$ 19,317.00	24%	\$ 14,680.92
11891	05	PrimeTime Stringer's Ridge	EA	\$ 19,692.00	24%	\$ 14,965.92
G11892	05	PrimeTime Coghill	EA	\$ 13,897.00	24%	\$ 10,561.72
11892	05	PrimeTime Coghill	EA	\$ 14,117.00	24%	\$ 10,728.92
G11893	05	PrimeTime Mullin's Cove	EA	\$ 19,460.00	24%	\$ 14,789.60
11893	05	PrimeTime Mullin's Cove	EA	\$ 19,794.00	24%	\$ 15,043.44
G11894	05	Primetime Andover	EA	\$ 10,895.00	24%	\$ 8,280.20
11894	05	Primetime Andover	EA	\$ 11,071.00	24%	\$ 8,413.96
G11895	05	Primetime Grand Isle	EA	\$ 22,345.00	24%	\$ 16,982.20
11895	05	Primetime Grand Isle	EA	\$ 22,552.00	24%	\$ 17,139.52
G11896	05	Primetime Berkshire	EA	\$ 13,299.00	24%	\$ 10,107.24
11896	05	Primetime Berkshire	EA	\$ 13,623.00	24%	\$ 10,353.48
G11897	05	Primetime Somerset	EA	\$ 21,923.00	24%	\$ 16,661.48
11897	05	Primetime Somerset	EA	\$ 22,333.00	24%	\$ 16,973.08
G11898	05	Primetime New Brunswick	EA	\$ 22,930.00	24%	\$ 17,426.80
11898	05	Primetime New Brunswick	EA	\$ 23,289.00	24%	\$ 17,699.64
G11899	05	Primetime Hyde Park	EA	\$ 32,521.00	24%	\$ 24,715.96
11899	05	Primetime Hyde Park	EA	\$ 32,911.00	24%	\$ 25,012.36
G11900	05	Primetime Pines Peak	EA	\$ 15,692.00	24%	\$ 11,925.92
11900	05	Primetime Pines Peak	EA	\$ 15,902.00	24%	\$ 12,085.52
G11901	05	Primetime Ollie'S Nook	EA	\$ 12,771.00	24%	\$ 9,705.96
11901	05	Primetime Ollie'S Nook	EA	\$ 12,903.00	24%	\$ 9,806.28
G11902	05	Primetime Jax'S Place	EA	\$ 15,828.00	24%	\$ 12,029.28
11902	05	Primetime Jax'S Place	EA	\$ 16,022.00	24%	\$ 12,176.72
G11903	05	Primetime Wally'S Way	EA	\$ 18,894.00	24%	\$ 14,359.44
11903	05	Primetime Wally'S Way	EA	\$ 19,238.00	24%	\$ 14,620.88
G11904	05	Primetime Rollabout	EA	\$ 19,640.00	24%	\$ 14,926.40
11904	05	Primetime Rollabout	EA	\$ 19,973.00	24%	\$ 15,179.48
12004	05	Tic-Tac-Toe Panel Enclosu	EA	\$ 930.00	24%	\$ 706.80
G12009	05	3 1/2"Uprt Ass'Y Galv 6'	EA	\$ 173.00	24%	\$ 131.48
H12009	05	6' Heavy Wall Upright	EA	\$ 270.00	24%	\$ 205.20

U.S. COMMUNITIES PRICE LIST 1805 PLAY EQUIPMENT

Part No.	Part Group	Item Description	Unit	Commercial Price	USC Disc't	USC Net Price
12009	05	3 1/2"Upr't Ass'Y Alum 6'	EA	\$ 184.00	24%	\$ 139.84
G12011	05	Galv Perf Roof (Sq.Deck)	EA	\$ 1,791.00	24%	\$ 1,361.16
12011	05	Alum Perf Roof(Sq.Deck)	EA	\$ 1,834.00	24%	\$ 1,393.84
G12022	05	3 1/2" Upr't Ass'Y Galv 7'	EA	\$ 195.00	24%	\$ 148.20
H12022	05	7' Heavy Wall Upright	EA	\$ 299.00	24%	\$ 227.24
12022	05	3 1/2" Upr't Ass'Y Alum 7'	EA	\$ 210.00	24%	\$ 159.60
G12023	05	3 1/2"Upr't Ass'Y Galv 8'	EA	\$ 218.00	24%	\$ 165.68
H12023	05	8' Heavy Wall Upright	EA	\$ 328.00	24%	\$ 249.28
12023	05	3 1/2" Upr't Ass'Y Alum 8'	EA	\$ 236.00	24%	\$ 179.36
G12024	05	3 1/2" Upr't Ass'Y Galv 9'	EA	\$ 240.00	24%	\$ 182.40
H12024	05	9' Heavy Wall Upright	EA	\$ 358.00	24%	\$ 272.08
12024	05	3 1/2" Upr't Ass'Y Alum 9'	EA	\$ 262.00	24%	\$ 199.12
G12025	05	3 1/2" Upr't Ass'Y Galv 10'	EA	\$ 263.00	24%	\$ 199.88
H12025	05	10' Heavy Wall Upright	EA	\$ 387.00	24%	\$ 294.12
12025	05	3 1/2" Upr't Ass'Y Alum 10'	EA	\$ 288.00	24%	\$ 218.88
G12026	05	3 1/2" Upr't Ass'Y Galv 11'	EA	\$ 286.00	24%	\$ 217.36
H12026	05	11' Heavy Wall Upright	EA	\$ 416.00	24%	\$ 316.16
12026	05	3 1/2" Upr't Ass'Y Alum 11'	EA	\$ 315.00	24%	\$ 239.40
G12027	05	3 1/2" Upr't Ass'Y Galv 12'	EA	\$ 308.00	24%	\$ 234.08
H12027	05	12' Heavy Wall Upright	EA	\$ 446.00	24%	\$ 338.96
12027	05	3 1/2" Upr't Ass'Y Alum 12'	EA	\$ 341.00	24%	\$ 259.16
12055	05	Handhold Transfer	EA	\$ 120.00	24%	\$ 91.20
G12068	05	3 1/2"Upr't Ass'Y Galv 13'	EA	\$ 331.00	24%	\$ 251.56
H12068	05	13' Heavy Wall Upright	EA	\$ 475.00	24%	\$ 361.00
12068	05	3 1/2"Upr't Ass'Y Alum 13'	EA	\$ 367.00	24%	\$ 278.92
G12069	05	3 1/2"Upr't Ass'Y Galv 14'	EA	\$ 353.00	24%	\$ 268.28
H12069	05	14' Heavy Wall Upright	EA	\$ 504.00	24%	\$ 383.04
12069	05	3 1/2"Upr't Ass'Y Alum 14'	EA	\$ 393.00	24%	\$ 298.68
G12077	05	3 1/2" Upr't Ass'Y Galv 15'	EA	\$ 376.00	24%	\$ 285.76
H12077	05	15' Heavy Wall Upright	EA	\$ 533.00	24%	\$ 405.08
12077	05	3 1/2" Upr't Ass'Y Alum 15'	EA	\$ 419.00	24%	\$ 318.44
12096	05	Alum. Nood'L Top	EA	\$ 322.00	24%	\$ 244.72
12180	05	Gable Roof (Single)	EA	\$ 2,135.00	24%	\$ 1,622.60
12187	06	Peaked Roof W/Perf.	EA	\$ 2,947.00	24%	\$ 2,239.72
12201	06	Chin Bar 1 Place	EA	\$ 113.00	24%	\$ 85.88
12202	06	Chin Bar 2 Place	EA	\$ 223.00	24%	\$ 169.48
12203	06	Chin Bar 3 Place	EA	\$ 333.00	24%	\$ 253.08
12205	05	Overhead Tree Climber Lnk	EA	\$ 478.00	24%	\$ 363.28
12206	06	1'-6"/2'Overhead Tree Clb	EA	\$ 701.00	24%	\$ 532.76
12207	06	2'-6"/3'Overhead Tree Clb	EA	\$ 738.00	24%	\$ 560.88
12213	05	4'6"&5' Climb Pole Attach	EA	\$ 413.00	24%	\$ 313.88
12215	05	Crunch Bar Prime Time	EA	\$ 95.00	24%	\$ 72.20
12216	06	1'-6"/2'Horiz Ladder Atth	EA	\$ 665.00	24%	\$ 505.40
12217	06	2'-6"/3'Horiz Ladder Atth	EA	\$ 705.00	24%	\$ 535.80

U.S. COMMUNITIES PRICE LIST 1805 PLAY EQUIPMENT

Part No.	Part Group	Item Description	Unit	Commercial Price	USC Disc't	USC Net Price
12218	06	St Horiz Loop Ladder Atth	EA	\$ 771.00	24%	\$ 585.96
12219	06	St Horiz Loop Ladder Atth	EA	\$ 861.00	24%	\$ 654.36
12221	06	90 Deg Horiz Loop Attach	EA	\$ 939.00	24%	\$ 713.64
12222	06	1'-6"/2'-0"Horiz Loop Att	EA	\$ 824.00	24%	\$ 626.24
12223	06	2'-6"/3'-0"S"Hor Loop Att	EA	\$ 861.00	24%	\$ 654.36
12224	06	1'-6"/2'"S"Rev Horiz Loop	EA	\$ 824.00	24%	\$ 626.24
12225	06	2'-6"/3'"S"Rev Horiz Loop	EA	\$ 861.00	24%	\$ 654.36
12230	06	1'-0"90 Deg Incline Loop	EA	\$ 614.00	24%	\$ 466.64
12232	06	1'-0"90 Deg Incline Rev	EA	\$ 614.00	24%	\$ 466.64
12317	45	Panel Attachment Package	EA	\$ -	0%	\$ -
12318	45	Panel Att Package 45 1/2"	EA	\$ -	0%	\$ -
12320	05	Straight Horiz Ladder Lnk	EA	\$ 457.00	24%	\$ 347.32
12321	05	St Horiz Loop Ladder Link	EA	\$ 585.00	24%	\$ 444.60
12322	05	90 Deg Loop Ladder Link	EA	\$ 662.00	24%	\$ 503.12
12323	05	Horiz "S" Loop Ladder	EA	\$ 633.00	24%	\$ 481.08
12324	05	Reverse "S" Loop Ladder	EA	\$ 633.00	24%	\$ 481.08
12333	06	Single Trapeze Ring	EA	\$ 1,064.00	24%	\$ 808.64
12404	05	Wavy Mirror Panel	EA	\$ 2,279.00	24%	\$ 1,732.04
12409	05	Wavy Mirror/Below Deck	EA	\$ 2,334.00	24%	\$ 1,773.84
12420	05	Puppet Panel Enclosure	EA	\$ 796.00	24%	\$ 604.96
12421	05	Store Panel Enclosure	EA	\$ 905.00	24%	\$ 687.80
12422	06	Noah'S Ark Panel	EA	\$ 872.00	24%	\$ 662.72
12426	06	Solar System Panel	EA	\$ 872.00	24%	\$ 662.72
12428	06	Interactive Panel(Animal)	EA	\$ 875.00	24%	\$ 665.00
12429	06	Nature Panel	EA	\$ 875.00	24%	\$ 665.00
12436	05	6" Barrier	EA	\$ 90.00	24%	\$ 68.40
12437	05	12" Barrier	EA	\$ 97.00	24%	\$ 73.72
12438	05	24" Barrier	EA	\$ 380.00	24%	\$ 288.80
12439	05	36" Barrier	EA	\$ 403.00	24%	\$ 306.28
12446	05	Lil' House Panel Encl	EA	\$ 1,763.00	24%	\$ 1,339.88
12467	05	Custom Text Arch Panel	EA	\$ 1,320.00	24%	\$ 1,003.20
12478	05	Cargo Net Wall Attachment	EA	\$ 785.00	24%	\$ 596.60
12479	05	Double Cargo Net Wall Att	EA	\$ 1,510.00	24%	\$ 1,147.60
12502	06	Lil Foot Slide Attachment	EA	\$ 970.00	24%	\$ 737.20
12553	05	S Flip Slide	EA	\$ 2,064.00	24%	\$ 1,568.64
12583	51	Ada Primetime Swing Frame, 3 1/2" Od	EA	\$ 1,171.00	3%	\$ 1,135.87
12584	51	Ada Primetime Swing Aab, 3 1/2" Od	EA	\$ 724.00	3%	\$ 702.28
12599	06	Contoured Seat	EA	\$ 671.00	24%	\$ 509.96
G12649	05	3 1/2" Uprt Ass'Y Galv 3'	EA	\$ 105.00	24%	\$ 79.80
12649	05	3 1/2" Uprt Ass'Y Alum 3'	EA	\$ 105.00	24%	\$ 79.80
G12650	05	3 1/2" Uprt Ass'Y Galv 4'	EA	\$ 128.00	24%	\$ 97.28
12650	05	3 1/2" Uprt Ass'Y Alum 4'	EA	\$ 131.00	24%	\$ 99.56
G12651	05	3 1/2" Uprt Ass'Y Galv 5'	EA	\$ 150.00	24%	\$ 114.00
12651	05	3 1/2" Uprt Ass'Y Alum 5'	EA	\$ 158.00	24%	\$ 120.08

U.S. COMMUNITIES PRICE LIST 1805 PLAY EQUIPMENT

Part No.	Part Group	Item Description	Unit	Commercial Price	USC Disc't	USC Net Price
12668	05	Interactive Panel (Count)	EA	\$ 926.00	24%	\$ 703.76
12669	05	Interactive Panel (Math)	EA	\$ 926.00	24%	\$ 703.76
12670	05	Interactive Panel (Object)	EA	\$ 1,006.00	24%	\$ 764.56
12671	05	Interactive Panel (Shapes)	EA	\$ 1,007.00	24%	\$ 765.32
12679	05	Talk Tube 6"-2'-0"	EA	\$ 648.00	24%	\$ 492.48
12680	05	Talk Tube 2'-6"/3'-6"	EA	\$ 676.00	24%	\$ 513.76
12681	05	Talk Tube 4'-0"/5'-0"	EA	\$ 707.00	24%	\$ 537.32
12704	05	Therapeutic Ring Attach	EA	\$ 433.00	24%	\$ 329.08
12707	06	Rung Access	EA	\$ 313.00	24%	\$ 237.88
12714	05	2-5 Age Appropriate Sign	EA	\$ 144.00	24%	\$ 109.44
12715	05	5-12 Age Appropriate Sign	EA	\$ 143.00	24%	\$ 108.68
12724	05	Swing-N-Sway Link	EA	\$ 1,254.00	24%	\$ 953.04
12726	05	Double Seat	EA	\$ 645.00	24%	\$ 490.20
12727	05	Leaning Rail	EA	\$ 214.00	24%	\$ 162.64
12728	05	Single Seat P/T	EA	\$ 317.00	24%	\$ 240.92
12729	05	Turning Bar P/T	EA	\$ 214.00	24%	\$ 162.64
12734	05	Swivel Meister	EA	\$ 857.00	24%	\$ 651.32
12737	05	Horizontal Rail	EA	\$ 472.00	24%	\$ 358.72
12744	05	S Horiz Link - 2 Dk	EA	\$ 550.00	24%	\$ 418.00
12745	05	S Horiz Lad 1'-6"/2'-0"	EA	\$ 855.00	24%	\$ 649.80
12746	05	S Horiz Lad 2'-6"/3'-0"	EA	\$ 898.00	24%	\$ 682.48
M12747	06	1'-6"/2'-0" Skywheel Attch-2 Whls	EA	\$ 1,505.00	24%	\$ 1,143.80
12747	06	1'-6"/2'-0" Skywheel Attch-2 Whls	EA	\$ 1,505.00	24%	\$ 1,143.80
M12748	06	2'-6"/3'-0" Skywheel Attch-2 Whls	EA	\$ 1,545.00	24%	\$ 1,174.20
12748	06	2'-6"/3'-0" Skywheel Attch-2 Whls	EA	\$ 1,545.00	24%	\$ 1,174.20
M12749	06	Skywheel Link 6'-0" (2 Whl)	EA	\$ 1,236.00	24%	\$ 939.36
12749	06	Skywheel Link 6'-0" (2 Whl)	EA	\$ 1,236.00	24%	\$ 939.36
12779	05	Log Roll P/T	EA	\$ 730.00	24%	\$ 554.80
12782	06	Dome Roof 45 1/2" Dk P/T	EA	\$ 1,345.00	24%	\$ 1,022.20
12819	05	2' Flag Post Extension	EA	\$ 227.00	24%	\$ 172.52
12820	05	3' Flag Post Extension	EA	\$ 251.00	24%	\$ 190.76
12821	05	4' Flag Post Extension	EA	\$ 293.00	24%	\$ 222.68
12822	05	5' Flag Post Extension	EA	\$ 307.00	24%	\$ 233.32
12828	05	1'6" Entrance Barrier	EA	\$ 358.00	24%	\$ 272.08
12829	05	2'-6" Entrance Barrier	EA	\$ 389.00	24%	\$ 295.64
12830	05	3'-6" Entrance Barrier	EA	\$ 420.00	24%	\$ 319.20
12833	05	Wildslide Exit Section	EA	\$ 914.00	24%	\$ 694.64
12841	06	3'-0" S.S. Straight Chuter	EA	\$ 1,910.00	24%	\$ 1,451.60
12842	06	4'-0" S.S. Straight Chuter	EA	\$ 2,155.00	24%	\$ 1,637.80
12843	06	5'-0" S.S. Straight Chuter	EA	\$ 2,406.00	24%	\$ 1,828.56
12844	06	6'-0" S.S. Straight Chuter	EA	\$ 3,110.00	24%	\$ 2,363.60
G12846	05	Custom Mascot Arch Panel	EA	\$ 1,371.00	24%	\$ 1,041.96
12846	05	Custom Mascot Arch Panel	EA	\$ 1,296.00	24%	\$ 984.96
12909	06	108" Play Barrier	EA	\$ 874.00	24%	\$ 664.24

U.S. COMMUNITIES PRICE LIST 1805 PLAY EQUIPMENT

Part No.	Part Group	Item Description	Unit	Commercial Price	USC Disc't	USC Net Price
12923	06	Upper Body Trainer	EA	\$ 1,656.00	24%	\$ 1,258.56
12928	05	Deck Flat Cap Pkg-45 1/2"	EA	\$ 67.00	24%	\$ 50.92
12933	05	Puppet Panel	EA	\$ 979.00	24%	\$ 744.04
12940	05	Track Ride 3-Deck Span	EA	\$ 2,330.00	24%	\$ 1,770.80
12953	05	Side Stepper-Dbl Up	EA	\$ 912.00	24%	\$ 693.12
12960	05	Double Seat	EA	\$ 644.00	24%	\$ 489.44
12961	05	Leaning Rail	EA	\$ 185.00	24%	\$ 140.60
12962	05	Gizmo Panel 36"Dk - 4 Gizmos	EA	\$ 530.00	24%	\$ 402.80
12964	05	Single Gizmo Panel	EA	\$ 285.00	24%	\$ 216.60
12968	05	Gizmo Panel Ada - 3 Gizmos Bel Dk	EA	\$ 488.00	24%	\$ 370.88
12969	05	Telescope Upright Attachment	EA	\$ 863.00	24%	\$ 655.88
12980	06	Mini Pod Link 2'/3' Dbl	EA	\$ 1,464.00	24%	\$ 1,112.64
13234	45	Nds Site Sign Package	EA	\$ -	0%	\$ -
13235	45	Nds Nature Grounds Sign Package	EA	\$ -	0%	\$ -
13395	05	2' Crawl Tube Attachment	EA	\$ 1,014.00	24%	\$ 770.64
13396	06	60 Deg Crawl Tube Attachment	EA	\$ 1,404.00	24%	\$ 1,067.04
13540	05	Crunch Bar	EA	\$ 106.00	24%	\$ 80.56
13547	05	Horiz Loop Ladder, 36" Dk	EA	\$ 540.00	24%	\$ 410.40
13548	06	Horiz Loop Ladder, 45 1/2" Dk	EA	\$ 540.00	24%	\$ 410.40
14906	45	Nds Play On Sign Package	EA	\$ -	0%	\$ -
14907	45	Nds Pathways To Play Sign Pkg	EA	\$ -	0%	\$ -
14908	45	Nds 7 Principles Sign Package	EA	\$ -	0%	\$ -
XS15300	05	Links Quest	EA	\$ 16,077.00	24%	\$ 12,218.52
XS15301	05	Zoo Adventure	EA	\$ 26,731.00	24%	\$ 20,315.56
PT15303	05	Pirate Cove	EA	\$ 30,509.00	24%	\$ 23,251.16
PTG15303	05	Pirate Cove	EA	\$ 30,128.00	24%	\$ 22,961.60
XS15304	05	Zoo Adventure	EA	\$ 29,867.00	24%	\$ 22,698.92
XS15306	05	Shermans Journey	EA	\$ 14,369.00	24%	\$ 10,920.44
XS15312	05	Excelsior	EA	\$ 26,761.00	24%	\$ 20,338.36
XS15313	05	Shaded Nook	EA	\$ 25,106.00	24%	\$ 19,080.56
XS15320	05	Turtle Race	EA	\$ 12,559.00	24%	\$ 9,544.84
PT15387	05	Key Largo	EA	\$ 16,593.00	24%	\$ 12,610.68
PTG15387	05	Key Largo	EA	\$ 16,359.00	24%	\$ 12,432.84
PS15498	05	Wild Run	EA	\$ 87,159.00	24%	\$ 66,340.20
PSG15498	05	Wild Run	EA	\$ 87,415.00	24%	\$ 66,534.76
X15981	16	Pip Box For 101 Hi Steppr	EA	\$ 711.00	24%	\$ 540.36
IX16001	05	Celestial	EA	\$ 53,090.00	24%	\$ 40,348.40
PS16001	05	Sky Ridge	EA	\$ 65,123.00	24%	\$ 49,493.48
PSG16001	05	Sky Ridge	EA	\$ 65,422.00	24%	\$ 49,720.72
PT16001	05	Ridgeside	EA	\$ 34,399.00	24%	\$ 26,143.24
PTG16001	05	Ridgeside	EA	\$ 34,041.00	24%	\$ 25,871.16
IX16003	05	Skyward	EA	\$ 84,454.00	23%	\$ 64,622.32
PS16003	05	Dominica	EA	\$ 52,522.00	24%	\$ 39,916.72
PSG16003	05	Dominica	EA	\$ 52,639.00	24%	\$ 40,005.64

U.S. COMMUNITIES PRICE LIST 1805 PLAY EQUIPMENT

Part No.	Part Group	Item Description	Unit	Commercial Price	USC Disc't	USC Net Price
IX16004	05	Antero	EA	\$ 43,541.00	24%	\$ 33,091.16
PS16004	05	Extra Innings	EA	\$ 95,312.00	24%	\$ 72,489.04
PSG16004	05	Extra Innings	EA	\$ 95,523.00	24%	\$ 72,649.40
IX16005	05	Aurora	EA	\$ 43,098.00	24%	\$ 32,754.48
PT16009	05	Mountain Pass	EA	\$ 54,999.00	24%	\$ 42,002.28
PTG16009	05	Mountain Pass	EA	\$ 54,462.00	24%	\$ 41,594.16
PT16011	05	Climbers Corner	EA	\$ 19,970.00	24%	\$ 15,177.20
PTG16011	05	Climbers Corner	EA	\$ 19,820.00	24%	\$ 15,063.20
PS16017	05	Moon Walk	EA	\$ 83,588.00	24%	\$ 63,526.88
PSG16017	05	Moon Walk	EA	\$ 84,021.00	24%	\$ 63,855.96
PT16022	05	Ionosphere	EA	\$ 52,690.00	24%	\$ 40,044.40
PTG16022	05	Ionosphere	EA	\$ 52,395.00	24%	\$ 39,820.20
PT16023	10	Flight Path	EA	\$ 71,760.00	16%	\$ 60,493.22
PTG16023	10	Flight Path	EA	\$ 71,398.00	16%	\$ 60,218.10
IX16024	05	Polaris	EA	\$ 59,650.00	24%	\$ 45,334.00
PT16024	05	Timber Creek	EA	\$ 27,647.00	24%	\$ 21,011.72
PTG16024	05	Timber Creek	EA	\$ 27,350.00	24%	\$ 20,786.00
PT16025	05	Keaton Forest	EA	\$ 45,864.00	24%	\$ 34,856.64
PTG16025	05	Keaton Forest	EA	\$ 45,404.00	24%	\$ 34,507.04
PS16028	05	Loop Around	EA	\$ 28,942.00	24%	\$ 21,995.92
PSG16028	05	Loop Around	EA	\$ 29,114.00	24%	\$ 22,126.64
PS16029	05	Coastal	EA	\$ 34,639.00	24%	\$ 26,325.64
PSG16029	05	Coastal	EA	\$ 34,889.00	24%	\$ 26,515.64
PT16035	05	Eagles Crest	EA	\$ 31,542.00	24%	\$ 23,971.92
PTG16035	05	Eagles Crest	EA	\$ 31,092.00	24%	\$ 23,629.92
PT16040	05	Autumn Pond	EA	\$ 43,946.00	24%	\$ 33,398.96
PTG16040	05	Autumn Pond	EA	\$ 43,567.00	24%	\$ 33,110.92
PS16048	05	Climber's Quest	EA	\$ 99,766.00	22%	\$ 77,344.08
PSG16048	05	Climber's Quest	EA	\$ 99,876.00	22%	\$ 77,427.68
PS16049	05	Sherwood	EA	\$ 105,515.00	23%	\$ 80,886.20
PSG16049	05	Sherwood	EA	\$ 105,811.00	23%	\$ 81,111.16
PS16110	05	Mountain Cabin	EA	\$ 28,426.00	24%	\$ 21,603.76
PSG16110	05	Mountain Cabin	EA	\$ 28,564.00	24%	\$ 21,708.64
IX16218	05	Saturn	EA	\$ 52,410.00	24%	\$ 39,831.60
IX16219	05	Jupiter	EA	\$ 41,100.00	24%	\$ 31,236.00
16456	05	Bells Panel (Roto)	EA	\$ 1,305.00	24%	\$ 991.80
16464	18	Rock N Raft	EA	\$ 13,376.00	24%	\$ 10,165.76
16465	05	Slide Transfer (Ada)	EA	\$ 1,142.00	24%	\$ 867.92
16501	05	36" Square Deck Ada	EA	\$ 756.00	24%	\$ 574.56
16507	05	Ramp Attachment 6" Rise	EA	\$ 3,757.00	24%	\$ 2,855.32
16513	05	Ramp Attachment 12" Rise	EA	\$ 7,002.00	24%	\$ 5,321.52
16514	05	36" Tri P/T Punched Deck Ada	EA	\$ 579.00	24%	\$ 440.04
16700	05	Ada49"Sq Punch Steel Deck	EA	\$ 1,208.00	24%	\$ 918.08
16701	05	Ada 49"Tri Punch Steel Dk	EA	\$ 705.00	24%	\$ 535.80

U.S. COMMUNITIES PRICE LIST 1805 PLAY EQUIPMENT

Part No.	Part Group	Item Description	Unit	Commercial Price	USC Disc't	USC Net Price
16712	06	Grade-1'-0"Deck Ramp	EA	\$ 6,299.00	24%	\$ 4,787.24
16716	06	98" Ada Ramp Link	EA	\$ 4,372.00	24%	\$ 3,322.72
M16717	05	147" Ada Ramp Link	EA	\$ 7,721.00	24%	\$ 5,867.96
16717	05	147" Ada Ramp Link	EA	\$ 7,721.00	24%	\$ 5,867.96
16728	05	Bigfoot Slide Ada	EA	\$ 6,208.00	24%	\$ 4,718.08
16730	05	Sky Bridge-Ada	EA	\$ 8,350.00	24%	\$ 6,346.00
16803	05	Ada Wide Triangular Platform	EA	\$ 894.00	24%	\$ 679.44
16804	05	Ada Wide Ramp 98" Link	EA	\$ 5,781.00	24%	\$ 4,393.56
16805	05	Ada Wide Ramp 147" Link	EA	\$ 8,868.00	24%	\$ 6,739.68
16806	05	Ada 6"Stepped Platform	EA	\$ 1,535.00	24%	\$ 1,166.60
16809	05	Ada Wide Ramp	EA	\$ 9,578.00	24%	\$ 7,279.28
16811	05	Switchback Link 98"	EA	\$ 230.00	24%	\$ 151.24
16812	05	Switchback Link 147"	EA	\$ 304.00	24%	\$ 231.04
16818	05	Trapezoid Deck	EA	\$ 1,714.00	24%	\$ 1,302.64
16819	05	Ada 12"Stepped Platform	EA	\$ 1,681.00	24%	\$ 1,277.56
IX17001	05	Interstellar	EA	\$ 85,093.00	24%	\$ 64,670.68
PS17001	06	Accord	EA	\$ 146,296.00	22%	\$ 114,104.56
PSG17001	06	Accord	EA	\$ 146,546.00	22%	\$ 114,294.56
IX17002	05	Orion	EA	\$ 69,252.00	22%	\$ 54,070.80
PS17002	06	United	EA	\$ 164,615.00	21%	\$ 130,583.38
PSG17002	06	United	EA	\$ 164,874.00	21%	\$ 130,780.22
IX17003	05	Europa	EA	\$ 70,869.00	24%	\$ 53,860.44
PS17003	05	Generations	EA	\$ 230,181.00	23%	\$ 177,993.56
PSG17003	05	Generations	EA	\$ 230,397.00	23%	\$ 178,157.72
IX17004	05	Venture	EA	\$ 59,251.00	23%	\$ 45,410.20
PT17004	18	Woodlands	EA	\$ 57,512.00	18%	\$ 47,058.40
PTG17004	18	Woodlands	EA	\$ 57,150.00	18%	\$ 46,783.28
PS17006	18	Turtleback	EA	\$ 74,706.00	19%	\$ 60,421.44
PSG17006	18	Turtleback	EA	\$ 74,790.00	19%	\$ 60,485.28
PS17007	05	Cascadia	EA	\$ 74,957.00	24%	\$ 57,311.96
PSG17007	05	Cascadia	EA	\$ 75,295.00	24%	\$ 57,568.84
PS17008	18	Lake Hollywood	EA	\$ 103,006.00	19%	\$ 83,536.94
PSG17008	18	Lake Hollywood	EA	\$ 103,151.00	19%	\$ 83,647.14
PT17008	05	Adirondack Trail	EA	\$ 17,278.00	24%	\$ 13,131.28
PTG17008	05	Adirondack Trail	EA	\$ 17,048.00	24%	\$ 12,956.48
PS17013	05	Timber Tower	EA	\$ 177,588.00	21%	\$ 139,538.96
PSG17013	05	Timber Tower	EA	\$ 177,810.00	21%	\$ 139,707.68
PS17016	05	Twin Towers	EA	\$ 45,349.00	24%	\$ 34,581.19
PSG17016	05	Twin Towers	EA	\$ 45,597.00	24%	\$ 34,769.67
PT17017	05	Forest Path	EA	\$ 40,403.00	24%	\$ 30,706.28
PTG17017	05	Forest Path	EA	\$ 39,855.00	24%	\$ 30,289.80
PT17020	05	Timber Ridge	EA	\$ 39,049.00	24%	\$ 29,677.24
PTG17020	05	Timber Ridge	EA	\$ 38,627.00	24%	\$ 29,356.52
PS17021	05	Plume	EA	\$ 49,576.00	24%	\$ 37,677.76

U.S. COMMUNITIES PRICE LIST 1805 PLAY EQUIPMENT

Part No.	Part Group	Item Description	Unit	Commercial Price	USC Disc't	USC Net Price
PSG17021	05	Plume	EA	\$ 49,752.00	24%	\$ 37,811.52
PT17022	05	Adventure	EA	\$ 57,681.00	24%	\$ 43,954.84
PTG17022	05	Adventure	EA	\$ 57,275.00	24%	\$ 43,646.28
PS17025	05	Rainbow Ramp	EA	\$ 87,078.00	23%	\$ 66,802.01
PSG17025	05	Rainbow Ramp	EA	\$ 87,267.00	23%	\$ 66,945.65
PT17032	05	Festival	EA	\$ 37,909.00	22%	\$ 29,505.64
PTG17032	05	Festival	EA	\$ 37,663.00	22%	\$ 29,318.68
PS17034	05	Arlington	EA	\$ 39,597.00	21%	\$ 31,318.08
PSG17034	05	Arlington	EA	\$ 39,765.00	21%	\$ 31,445.76
XS17200	05	Challenge Runner	EA	\$ 50,474.00	22%	\$ 39,235.60
XS17201	05	Tyke Track	EA	\$ 41,700.00	24%	\$ 31,692.00
PS17212	06	Campaigner	EA	\$ 150,815.00	21%	\$ 118,604.02
PSG17212	06	Campaigner	EA	\$ 151,210.00	21%	\$ 118,904.22
PS17213	05	Champion	EA	\$ 220,923.00	23%	\$ 170,308.62
PSG17213	05	Champion	EA	\$ 221,239.00	23%	\$ 170,548.78
PS17225	05	Phoenix Hideaway	EA	\$ 172,674.00	24%	\$ 131,688.40
PSG17225	05	Phoenix Hideaway	EA	\$ 172,933.00	24%	\$ 131,885.24
PS17226	05	Turtle town	EA	\$ 108,833.00	22%	\$ 84,959.94
PSG17226	05	Turtle town	EA	\$ 109,108.00	22%	\$ 85,168.94
PS17229	05	Plum Creek	EA	\$ 147,374.00	24%	\$ 112,490.08
PSG17229	05	Plum Creek	EA	\$ 147,686.00	24%	\$ 112,727.20
PS17234	06	Karen's Cove	EA	\$ 84,762.00	23%	\$ 65,542.83
PSG17234	06	Karen's Cove	EA	\$ 85,064.00	23%	\$ 65,772.35
17247	48	Adaptive Swing Safety Belt	EA	\$ 127.00	6%	\$ 119.38
17255	48	Adapt Swing Seat-Galv, 5" Od	EA	\$ 352.00	6%	\$ 330.88
17257	35	Sensory Wave Safety Belt	EA	\$ 168.00	16%	\$ 141.12
PS18000	05	Power Play	EA	\$ 198,897.00	23%	\$ 152,570.36
PSG18000	05	Power Play	EA	\$ 199,242.00	23%	\$ 152,832.56
PT18000	06	Harper Bay	EA	\$ 61,485.00	22%	\$ 48,031.74
PTG18000	06	Harper Bay	EA	\$ 60,756.00	22%	\$ 47,477.70
XS18000	05	Tritex	EA	\$ 33,698.00	22%	\$ 26,355.68
IX18001	05	Cosmic	EA	\$ 48,761.00	24%	\$ 37,058.36
PS18001	05	Windswept	EA	\$ 70,234.00	24%	\$ 53,377.84
PSG18001	05	Windswept	EA	\$ 70,602.00	24%	\$ 53,657.52
PT18001	05	Hansen Island	EA	\$ 55,297.00	23%	\$ 42,521.74
PTG18001	05	Hansen Island	EA	\$ 54,866.00	23%	\$ 42,194.18
XS18001	05	Scott's Adventure	EA	\$ 19,835.00	24%	\$ 15,074.60
PT18002	05	Clark's Gable	EA	\$ 32,442.00	24%	\$ 24,655.92
PTG18002	05	Clark's Gable	EA	\$ 31,936.00	24%	\$ 24,271.36
PS18003	05	Supernova	EA	\$ 85,332.00	24%	\$ 64,852.32
PSG18003	05	Supernova	EA	\$ 85,508.00	24%	\$ 64,986.08
PT18003	05	Graphite	EA	\$ 47,100.00	24%	\$ 35,796.00
PTG18003	05	Graphite	EA	\$ 46,745.00	24%	\$ 35,526.20
PS18004	05	Steve Carli	EA	\$ 96,129.00	23%	\$ 73,841.02

U.S. COMMUNITIES PRICE LIST 1805 PLAY EQUIPMENT

Part No.	Part Group	Item Description	Unit	Commercial Price	USC Disc't	USC Net Price
PSG18004	05	Steve Carli	EA	\$ 96,647.00	23%	\$ 74,234.70
PT18004	06	Joshua Creek	EA	\$ 41,437.00	24%	\$ 31,492.12
PTG18004	06	Joshua Creek	EA	\$ 41,091.00	24%	\$ 31,229.16
PT18005	06	Wills Valley	EA	\$ 69,287.00	22%	\$ 54,079.96
PTG18005	06	Wills Valley	EA	\$ 68,176.00	22%	\$ 53,235.60
PS18006	06	Normandie	EA	\$ 61,141.00	24%	\$ 46,467.16
PSG18006	06	Normandie	EA	\$ 61,222.00	24%	\$ 46,528.72
PT18006	05	Beacon Bay	EA	\$ 29,200.00	22%	\$ 22,630.64
PTG18006	05	Beacon Bay	EA	\$ 28,748.00	22%	\$ 22,287.12
PS18008	05	Kendle's Path	EA	\$ 157,843.00	24%	\$ 120,330.52
PSG18008	05	Kendle's Path	EA	\$ 158,183.00	24%	\$ 120,588.92
PT18008	05	Shadowfax	EA	\$ 65,915.00	23%	\$ 50,514.44
PTG18008	05	Shadowfax	EA	\$ 65,915.00	23%	\$ 50,514.44
PS18009	05	Schaper	EA	\$ 101,059.00	23%	\$ 77,684.76
PSG18009	05	Schaper	EA	\$ 101,145.00	23%	\$ 77,750.12
PT18009	05	Autumn Leaves	EA	\$ 30,443.00	24%	\$ 23,284.20
PTG18009	05	Autumn Leaves	EA	\$ 30,123.00	24%	\$ 23,041.00
PS18010	05	Eddie's Eddy	EA	\$ 45,518.00	24%	\$ 34,658.00
PSG18010	05	Eddie's Eddy	EA	\$ 45,688.00	24%	\$ 34,787.20
PT18010	05	Huckleberry Hill	EA	\$ 17,451.00	24%	\$ 13,308.12
PTG18010	05	Huckleberry Hill	EA	\$ 17,089.00	24%	\$ 13,033.00
PT18011	05	Treetop	EA	\$ 34,518.00	24%	\$ 26,233.68
PTG18011	05	Treetop	EA	\$ 34,161.00	24%	\$ 25,962.36
PS18012	06	Sea Wall	EA	\$ 40,621.00	20%	\$ 32,481.94
PSG18012	06	Sea Wall	EA	\$ 40,758.00	20%	\$ 32,586.06
PT18012	05	Neptune's Nocturne	EA	\$ 41,890.00	23%	\$ 32,190.96
PTG18012	05	Neptune's Nocturne	EA	\$ 41,479.00	23%	\$ 31,878.60
PS18013	05	Lake Tye	EA	\$ 99,321.00	24%	\$ 75,954.17
PSG18013	05	Lake Tye	EA	\$ 99,803.00	24%	\$ 76,320.49
PS18014	05	Everglades	EA	\$ 89,233.00	22%	\$ 69,581.36
PSG18014	05	Everglades	EA	\$ 89,471.00	22%	\$ 69,762.24
PS18015	05	Lily's Pad	EA	\$ 77,065.00	22%	\$ 59,862.70
PSG18015	05	Lily's Pad	EA	\$ 77,406.00	22%	\$ 60,121.86
PT18017	05	Wayfarer	EA	\$ 47,335.00	24%	\$ 36,019.96
PTG18017	05	Wayfarer	EA	\$ 46,797.00	24%	\$ 35,611.08
PT18018	05	Alchemy	EA	\$ 40,513.00	23%	\$ 31,263.22
PTG18018	05	Alchemy	EA	\$ 40,369.00	23%	\$ 31,153.78
PS18019	05	Jagger's Journey	EA	\$ 153,118.00	24%	\$ 116,736.70
PSG18019	05	Jagger's Journey	EA	\$ 153,492.00	24%	\$ 117,020.94
PS18020	05	Warrior Kids	EA	\$ 62,894.00	24%	\$ 47,799.44
PSG18020	05	Warrior Kids	EA	\$ 63,128.00	24%	\$ 47,977.28
PS18021	06	Metro	EA	\$ 378,691.00	19%	\$ 307,538.58
PSG18021	06	Metro	EA	\$ 379,142.00	19%	\$ 307,881.34
PT18021	05	Canopy Crossing	EA	\$ 51,556.00	23%	\$ 39,601.60

U.S. COMMUNITIES PRICE LIST 1805 PLAY EQUIPMENT

Part No.	Part Group	Item Description	Unit	Commercial Price	USC Disc't	USC Net Price
PTG18021	05	Canopy Crossing	EA	\$ 51,051.00	23%	\$ 39,217.80
PS18022	05	Cyclone	EA	\$ 72,783.00	22%	\$ 56,584.65
PSG18022	05	Cyclone	EA	\$ 72,990.00	22%	\$ 56,741.97
PT18023	05	Mossy Hollow	EA	\$ 28,706.00	24%	\$ 21,884.60
PTG18023	05	Mossy Hollow	EA	\$ 28,418.00	24%	\$ 21,665.72
PT18024	05	Firefly	EA	\$ 13,514.00	24%	\$ 10,270.64
PTG18024	05	Firefly	EA	\$ 13,316.00	24%	\$ 10,120.16
PT18026	05	Wallace World	EA	\$ 32,440.00	23%	\$ 25,073.44
PTG18026	05	Wallace World	EA	\$ 31,907.00	23%	\$ 24,668.36
PT18031	05	Surf's Up	EA	\$ 26,656.00	22%	\$ 20,708.38
PTG18031	05	Surf's Up	EA	\$ 26,489.00	22%	\$ 20,581.46
PT18033	06	Frog's Path	EA	\$ 43,400.00	21%	\$ 34,441.28
PTG18033	06	Frog's Path	EA	\$ 42,830.00	21%	\$ 34,008.08
PT18036	05	Twilight	EA	\$ 41,643.00	24%	\$ 31,694.04
PTG18036	05	Twilight	EA	\$ 41,123.00	24%	\$ 31,298.84
PT18057	06	Flying Squirrel	EA	\$ 17,839.00	22%	\$ 13,996.96
PTG18057	06	Flying Squirrel	EA	\$ 17,550.00	21%	\$ 13,777.32
PT18066	05	Easy Feeling	EA	\$ 23,421.00	22%	\$ 18,249.78
PTG18066	05	Easy Feeling	EA	\$ 23,063.00	22%	\$ 17,977.70
PT18097	05	Giggle Hill	EA	\$ 27,660.00	24%	\$ 21,078.30
PTG18097	05	Giggle Hill	EA	\$ 27,243.00	24%	\$ 20,761.38
18200	05	36" Sq Punched Deck P/T 1.3125	EA	\$ 720.00	24%	\$ 547.20
IX18201	05	Comet's Tale	EA	\$ 54,737.00	23%	\$ 41,931.71
PT18201	06	Ben's Bungalow	EA	\$ 57,445.00	21%	\$ 45,157.93
PTG18201	06	Ben's Bungalow	EA	\$ 57,058.00	21%	\$ 44,863.81
18201	05	36" Tri Punched Deck P/T	EA	\$ 470.00	24%	\$ 357.20
18215	05	2' Access Steps Punched Steel	EA	\$ 1,712.00	24%	\$ 1,301.12
18231	06	Arch Bridge W/Barrier	EA	\$ 2,999.00	24%	\$ 2,279.24
18233	05	90 Deg Funnel W/Barrier	EA	\$ 3,568.00	24%	\$ 2,711.68
18235	05	Mini-Arch Bridge W/Barrier	EA	\$ 1,848.00	24%	\$ 1,404.48
18237	05	3'-0" Funnel Bdg W/Barrier	EA	\$ 1,681.00	24%	\$ 1,277.56
18238	05	6'-0" Funnel Bdg W/Barrier	EA	\$ 2,619.00	24%	\$ 1,990.44
18241	05	Suspension Bridge	EA	\$ 4,224.00	24%	\$ 3,210.24
18273	05	3' & 5' Access Attachment	EA	\$ 665.00	24%	\$ 505.40
18274	05	4'-0" Access Attachment	EA	\$ 691.00	24%	\$ 525.16
18282	15	Upper Body Trainer F/S	EA	\$ 2,538.00	16%	\$ 2,131.92
18294	15	Litte Foot Slide, F/S	EA	\$ 4,044.00	16%	\$ 3,396.96
18312	05	Bigfoot Slide 36"Deck	EA	\$ 5,984.00	24%	\$ 4,547.84
18314	05	4'-0" F5 Spiral Slide	EA	\$ 5,810.00	24%	\$ 4,415.60
18315	05	4'-6" F5 Spiral Slide	EA	\$ 5,827.00	24%	\$ 4,428.52
18316	05	5'-0" F5 Spiral Slide	EA	\$ 5,628.00	24%	\$ 4,277.28
18317	05	5'-6" F5 Spiral Slide	EA	\$ 5,690.00	24%	\$ 4,324.40
18318	05	6'-0" F5 Spiral Slide	EA	\$ 5,355.00	24%	\$ 4,069.80
18319	05	Single Steering Wheel	EA	\$ 266.00	24%	\$ 202.16

U.S. COMMUNITIES PRICE LIST 1805 PLAY EQUIPMENT

Part No.	Part Group	Item Description	Unit	Commercial Price	USC Disc't	USC Net Price
18337	05	36" Tri Transfer Platform	EA	\$ 1,634.00	24%	\$ 1,241.84
18340	05	Suspension Bridge 36" Dk	EA	\$ 4,574.00	24%	\$ 3,476.24
18346	05	Roof Ext 24" W/Insert	EA	\$ 116.00	24%	\$ 88.16
18347	05	Roof Ext 24" W/Rivet	EA	\$ 111.00	24%	\$ 84.36
18348	05	4'-0" F5 Spiral Slide	EA	\$ 5,287.00	24%	\$ 4,018.12
18349	05	4'-6" F5 Spiral Slide	EA	\$ 5,304.00	24%	\$ 4,031.04
18350	05	5'-0" F5 Spiral Slide	EA	\$ 5,193.00	24%	\$ 3,946.68
18351	05	5'-6" F5 Spiral Slide	EA	\$ 5,136.00	24%	\$ 3,903.36
18352	05	6'-0" F5 Spiral Slide	EA	\$ 4,922.00	24%	\$ 3,740.72
18362	05	6' Cosmix Climber, Kidcourse	EA	\$ 1,298.00	24%	\$ 986.48
18363	05	8' Cosmix Climber	EA	\$ 1,298.00	24%	\$ 986.48
18372	05	Incline Cosmix Climber, 45 1/2" Dk	EA	\$ 1,159.00	24%	\$ 880.84
18392	15	3' Rumble & Roll Zip Slide, F/S	EA	\$ 4,372.00	16%	\$ 3,672.48
18393	15	4' Zip Slide, F/S	EA	\$ 4,307.00	16%	\$ 3,617.88
18394	15	4' Double Zip Slide, F/S	EA	\$ 4,902.00	16%	\$ 4,117.68
18395	15	6' Wave Zip Slide, F/S	EA	\$ 4,944.00	16%	\$ 4,152.96
18396	15	6' Dueling Wave Zip Slide, F/S	EA	\$ 5,770.00	16%	\$ 4,846.80
18397	05	Ladder Loop Link	EA	\$ 984.00	24%	\$ 747.84
18579	05	Sail Roof	EA	\$ 310.00	24%	\$ 235.60
18589	05	Bug Eye Panel	EA	\$ 1,312.00	24%	\$ 997.12
18597	05	2' Straight Tube Slide	EA	\$ 2,062.00	24%	\$ 1,567.12
18598	05	3' Straight Tube Slide	EA	\$ 2,262.00	24%	\$ 1,719.12
18599	05	4' Straight Tube Slide	EA	\$ 2,464.00	24%	\$ 1,872.64
18600	05	5' Straight Tube Slide	EA	\$ 2,667.00	24%	\$ 2,026.92
18601	05	4' 'S' Tube Slide	EA	\$ 2,814.00	24%	\$ 2,138.64
18602	05	5' 'S' Tube Slide	EA	\$ 2,936.00	24%	\$ 2,231.36
18625	05	6'-6"/8' Talk Tube	EA	\$ 749.00	24%	\$ 569.24
18636	06	7' Ss Straight Chuter Slide, 36" Dk	EA	\$ 3,257.00	24%	\$ 2,475.32
18637	06	8' Ss Double Chuter Slide, 36" Dk	EA	\$ 3,639.00	24%	\$ 2,765.64
18646	05	3' Sail Roof Extension	EA	\$ 151.00	24%	\$ 114.76
18669	05	Ss Cargo Net Wall	EA	\$ 980.00	24%	\$ 744.80
18670	05	Ss Double Cargo Net Wall	EA	\$ 1,981.00	24%	\$ 1,505.56
18671	05	Shingle Roof	EA	\$ 664.00	24%	\$ 504.64
18672	05	Slate Roof	EA	\$ 664.00	24%	\$ 504.64
18673	05	Shingle Roof 45 1/2"	EA	\$ 1,259.00	24%	\$ 956.84
18674	05	Slate Roof 45 1/2"	EA	\$ 1,259.00	24%	\$ 956.84
18679	05	Bongos	EA	\$ 224.00	24%	\$ 170.24
18680	05	Megahorn	EA	\$ 227.00	24%	\$ 172.52
18682	05	High Whistle	EA	\$ 498.00	24%	\$ 378.48
18684	05	Single Ganza	EA	\$ 353.00	24%	\$ 268.28
18686	05	Wilder Slide Outrigger	EA	\$ 197.00	24%	\$ 149.72
18687	05	Custom Fiberglass Arch Panel 1 Sided	EA	\$ 2,754.00	24%	\$ 2,093.04
18689	05	Hand Cyler	EA	\$ 669.00	24%	\$ 508.44
18691	05	Custom Fiberglass Arch Panel 2 Sided	EA	\$ 3,144.00	24%	\$ 2,389.44

U.S. COMMUNITIES PRICE LIST 1805 PLAY EQUIPMENT

Part No.	Part Group	Item Description	Unit	Commercial Price	USC Disc't	USC Net Price
18692	05	Single Thunder Ring	EA	\$ 302.00	24%	\$ 229.52
18697	05	Ladder Loop 1'-6"/2'0"	EA	\$ 1,284.00	24%	\$ 975.84
18698	05	Ladder Loop 2'-6"/3'0"	EA	\$ 1,334.00	24%	\$ 1,013.84
18699	05	Storefront Panel 36"	EA	\$ 460.00	24%	\$ 349.60
18700	05	Storefront Panel 45 1/2"	EA	\$ 486.00	24%	\$ 369.36
18705	05	Seat And Table For Two 36"	EA	\$ 1,097.00	24%	\$ 833.72
18706	05	Seat And Table For Two 45 1/2"	EA	\$ 1,093.00	24%	\$ 830.68
18757	05	1'-6" Punched Stairs Csa 45 1/2" W	EA	\$ 1,396.00	24%	\$ 1,060.96
18758	05	2'-0" Punched Stairs Csa 45 1/2" W	EA	\$ 1,607.00	24%	\$ 1,221.32
18759	05	2'-6" Punched Stairs Csa 45 1/2" W	EA	\$ 1,774.00	24%	\$ 1,348.24
18760	05	3'-0" Punched Stairs Csa 45 1/2" W	EA	\$ 2,620.00	24%	\$ 1,991.20
18761	05	Leaf Topper	EA	\$ 342.00	24%	\$ 259.92
M18762	05	Double Leaf Topper	EA	\$ 681.00	24%	\$ 517.56
18762	05	Double Leaf Topper	EA	\$ 681.00	24%	\$ 517.56
18763	05	Nature Discovery Table - 36"	EA	\$ 1,527.00	24%	\$ 1,160.52
18766	05	Fun Seat 36"	EA	\$ 269.00	24%	\$ 204.44
18767	05	Fun Seat 45-1/2"	EA	\$ 284.00	24%	\$ 215.84
18768	06	Leaf Topper Extension	EA	\$ 222.00	24%	\$ 168.72
18769	05	Double Leaf Topper Extension	EA	\$ 256.00	24%	\$ 194.56
18774	05	Schooner Sail	EA	\$ 893.00	24%	\$ 678.68
18775	05	Schooner Sail & Crows Nest	EA	\$ 1,132.00	24%	\$ 860.32
18776	06	Schooner Panel 36"	EA	\$ 503.00	24%	\$ 382.28
18778	05	Schooner Bow	EA	\$ 2,578.00	24%	\$ 1,959.28
18787	06	Umbrella Canopy	EA	\$ 5,931.00	24%	\$ 4,507.56
18788	05	Touch Math	EA	\$ 1,480.00	24%	\$ 1,124.80
18807	06	Cannon Panel	EA	\$ 868.00	24%	\$ 659.68
18808	06	Porthole Panel	EA	\$ 811.00	24%	\$ 616.36
18809	06	Hatch Panel	EA	\$ 462.00	24%	\$ 351.12
18812	06	Hatch Panel	EA	\$ 448.00	24%	\$ 340.48
18814	05	Ship'S Wheel	EA	\$ 560.00	24%	\$ 425.60
18826	51	Primetime Swing 3 1/2" X 8'	EA	\$ 1,171.00	3%	\$ 1,135.87
18827	51	Primetime Swing Add A Bay 3 1/2" X 8'	EA	\$ 724.00	3%	\$ 702.28
18828	06	Square Sunblox Canopy	EA	\$ 9,047.00	24%	\$ 6,875.72
18831	05	Umbra Roof Extensio 1'	EA	\$ 33.00	24%	\$ 25.08
18832	05	Umbra Roof Extensio 2'	EA	\$ 68.00	24%	\$ 51.68
18833	05	Umbra Roof Extensio 3'	EA	\$ 68.00	24%	\$ 51.68
18834	05	Umbra Roof Extensio 4'	EA	\$ 126.00	24%	\$ 95.76
19001	05	Entry Way	EA	\$ 298.00	24%	\$ 226.48
19002	05	Single Gizmo Panel	EA	\$ 452.00	24%	\$ 343.52
19003	05	Decorative Panel	EA	\$ 452.00	24%	\$ 343.52
19004	05	Transfer System W/Barrier (1' Rise)	EA	\$ 1,194.00	24%	\$ 907.44
19005	05	Transfer System W/Barrier (2' Rise)	EA	\$ 1,666.00	24%	\$ 1,266.16
19006	05	Transfer System W/Barrier (2'-6" Rise)	EA	\$ 2,520.00	24%	\$ 1,915.20
19007	05	Transfer System W/Barrier (3' Rise)	EA	\$ 3,120.00	24%	\$ 2,371.20

U.S. COMMUNITIES PRICE LIST 1805 PLAY EQUIPMENT

Part No.	Part Group	Item Description	Unit	Commercial Price	USC Disc't	USC Net Price
19008	05	Transfer System W/Barrier (4')	EA	\$ 3,512.00	24%	\$ 2,669.12
19009	05	Transfer System W/Guardrail (1' Rise)	EA	\$ 1,116.00	24%	\$ 848.16
19010	05	Transfer System W/Guardrail (2' Rise)	EA	\$ 1,451.00	24%	\$ 1,102.76
19011	05	Transfer Sys W/Guardrail (2'-6" Rise)	EA	\$ 1,924.00	24%	\$ 1,462.24
19012	05	Transfer System W/Guardrail (3' Rise)	EA	\$ 2,076.00	24%	\$ 1,577.76
19013	05	Transfer Platform W/ Barrier (3')	EA	\$ 2,541.00	24%	\$ 1,931.16
19014	05	Transfer Platform W/ Barrier (4')	EA	\$ 3,169.00	24%	\$ 2,408.44
19015	05	Transfer Platform W/ Barrier (5')	EA	\$ 4,444.00	24%	\$ 3,377.44
19024	05	Access Ladder (3')	EA	\$ 1,546.00	24%	\$ 1,174.96
19025	05	Access Ladder (4')	EA	\$ 1,891.00	24%	\$ 1,437.16
19026	05	Access Ladder (5')	EA	\$ 2,189.00	24%	\$ 1,663.64
19027	05	Rung Access Ladder (2')	EA	\$ 554.00	24%	\$ 421.04
19028	05	Rung Access Ladder (3' & 4')	EA	\$ 650.00	24%	\$ 494.00
19029	05	Rung Access Ladder (5' & 6')	EA	\$ 747.00	24%	\$ 567.72
19030	05	Rung Access Ladder (7' & 8')	EA	\$ 836.00	24%	\$ 635.36
19031	05	Stairs (2')`	EA	\$ 1,627.00	24%	\$ 1,236.52
19032	05	Stairs (2'-6")	EA	\$ 1,801.00	24%	\$ 1,368.76
19033	05	Stairs (3')	EA	\$ 1,972.00	24%	\$ 1,498.72
19035	05	Optional Access Step (3' & 5')	EA	\$ 721.00	24%	\$ 547.96
19036	05	Optional Access Step (4')	EA	\$ 748.00	24%	\$ 568.48
19037	05	Offset Archway	EA	\$ 321.00	24%	\$ 243.96
19041	05	90° Crawl Tube	EA	\$ 2,032.00	24%	\$ 1,544.32
19042	05	Caterpillar Crawl Tube	EA	\$ 2,932.00	24%	\$ 2,228.32
19043	05	'S' Crawl Tube	EA	\$ 2,045.00	24%	\$ 1,554.20
19044	05	Straight Crawl Tube(1 Deck Span)	EA	\$ 1,296.00	24%	\$ 984.96
19045	05	Straight Crawl Tube (2 Deck Span)	EA	\$ 1,837.00	24%	\$ 1,396.12
M19046	05	Tunnel Up Climber	EA	\$ 2,045.00	24%	\$ 1,554.20
19046	05	Tunnel-Up Climber	EA	\$ 2,045.00	24%	\$ 1,554.20
19047	05	Tree (3; & 3'6")	EA	\$ 884.00	24%	\$ 671.84
19048	05	Tree (4' & 4'-6")	EA	\$ 936.00	24%	\$ 711.36
19049	05	Tree (5' & 5'-6")	EA	\$ 989.00	24%	\$ 751.64
19050	05	Tree (6')	EA	\$ 1,042.00	24%	\$ 791.92
19051	05	Tree (7' & 7'-6")	EA	\$ 1,094.00	24%	\$ 831.44
19052	05	Tree (8')	EA	\$ 1,146.00	24%	\$ 870.96
19053	05	Twister (3' & 3'-6")	EA	\$ 835.00	24%	\$ 634.60
19054	05	Twister (4' & 4'-6")	EA	\$ 894.00	24%	\$ 679.44
19055	05	Twister (5' & 5'-6")	EA	\$ 994.00	24%	\$ 755.44
19056	05	Twister (6')	EA	\$ 1,034.00	24%	\$ 785.84
19057	05	Wave (Standard)	EA	\$ 1,235.00	24%	\$ 938.60
19058	06	Giant Wave	EA	\$ 1,520.00	24%	\$ 1,155.20
19059	05	Wavy Tree (2'-6" & 3')	EA	\$ 748.00	24%	\$ 568.48
19060	05	Wavy Tree (3'-6" & 4')	EA	\$ 797.00	24%	\$ 605.72
19061	05	Wavy Tree (4'-6" & 5')	EA	\$ 903.00	24%	\$ 686.28
19062	05	Wavy Tree (5'-6" & 6')	EA	\$ 900.00	24%	\$ 684.00

U.S. COMMUNITIES PRICE LIST 1805 PLAY EQUIPMENT

Part No.	Part Group	Item Description	Unit	Commercial Price	USC Disc't	USC Net Price
19063	05	Wavy Tree (6'-6" & 7')	EA	\$ 974.00	24%	\$ 740.24
19064	05	Wavy Tree (7'-6" & 8')	EA	\$ 1,031.00	24%	\$ 783.56
19065	05	Noah'S Ark Panel	EA	\$ 948.00	24%	\$ 720.48
19066	05	Solar System Panel	EA	\$ 907.00	24%	\$ 689.32
19067	05	Animal Panel	EA	\$ 910.00	24%	\$ 691.60
19068	05	Nature Panel	EA	\$ 910.00	24%	\$ 691.60
19069	05	Counting Panel	EA	\$ 944.00	24%	\$ 717.44
19070	05	Math Panel	EA	\$ 939.00	24%	\$ 713.64
19071	05	Objects Panel	EA	\$ 1,059.00	24%	\$ 804.84
19072	05	Shapes Panel	EA	\$ 998.00	24%	\$ 758.48
19073	05	Tic-Tac-Toe Panel	EA	\$ 944.00	24%	\$ 717.44
19074	05	Touchmath Panel	EA	\$ 1,455.00	24%	\$ 1,105.80
19075	05	Arch (2')	EA	\$ 704.00	24%	\$ 535.04
19076	05	Arch (2'6" & 3')	EA	\$ 811.00	24%	\$ 616.36
19077	05	Arch (3'6" & 4')	EA	\$ 851.00	24%	\$ 646.76
19078	05	Arch (4'6" & 6')	EA	\$ 891.00	24%	\$ 677.16
19079	06	Rumble & Roll Zip Slide	EA	\$ 1,948.00	24%	\$ 1,480.48
19080	06	Double Staight Zip Slide (4')	EA	\$ 2,221.00	24%	\$ 1,687.96
19081	05	Double Staight Zip Slide (5')	EA	\$ 2,493.00	24%	\$ 1,894.68
19082	05	Double Wave Zip Slide (6')	EA	\$ 2,782.00	24%	\$ 2,114.32
19083	05	Double Wave Zip Slide (7')	EA	\$ 3,863.00	24%	\$ 2,935.88
19084	05	Ashiko	EA	\$ 585.00	24%	\$ 444.60
19085	05	Djembe	EA	\$ 562.00	24%	\$ 427.12
19086	05	Ganza	EA	\$ 739.00	24%	\$ 561.64
19087	06	Chain Link (3' & 3'6")	EA	\$ 803.00	24%	\$ 610.28
19088	06	Chain Link (4' & 4'6")	EA	\$ 839.00	24%	\$ 637.64
19089	06	Chain Link (5' & 5'6")	EA	\$ 917.00	24%	\$ 696.92
19090	06	Chain Link (6' & 6'6")	EA	\$ 952.00	24%	\$ 723.52
19091	06	Chain Link (7' & 7'6")	EA	\$ 1,043.00	24%	\$ 792.68
19092	06	Chain Link (8')	EA	\$ 1,206.00	24%	\$ 916.56
19093	05	Schooner (2')	EA	\$ 581.00	24%	\$ 441.56
19094	05	Schooner (2'-6" & 3')	EA	\$ 622.00	24%	\$ 472.72
19095	05	Schooner (3'-6" & 4')	EA	\$ 678.00	24%	\$ 515.28
19096	05	Schooner (4'-6" & 5')	EA	\$ 735.00	24%	\$ 558.60
19097	05	Schooner (5'-6" & 6')	EA	\$ 793.00	24%	\$ 602.68
19098	05	Schooner (6'-6" & 7')	EA	\$ 850.00	24%	\$ 646.00
19099	05	Schooner (7'-6" & 8')	EA	\$ 906.00	24%	\$ 688.56
19102	05	Stepped Deck (6" Rise)	EA	\$ 1,049.00	24%	\$ 797.24
19104	05	Ridge Climber	EA	\$ 963.00	24%	\$ 731.88
19105	05	Clover Leaf (2' & 2'-6")	EA	\$ 1,202.00	24%	\$ 913.52
19106	05	Clover Leaf (3' & 3'-6")	EA	\$ 1,461.00	24%	\$ 1,110.36
19107	05	Clover Leaf (4' & 4'-6")	EA	\$ 1,717.00	24%	\$ 1,304.92
19108	05	Clover Leaf (5' & 5'-6")	EA	\$ 1,913.00	24%	\$ 1,453.88
19109	05	Corkscrew (2')	EA	\$ 800.00	24%	\$ 608.00

U.S. COMMUNITIES PRICE LIST 1805 PLAY EQUIPMENT

Part No.	Part Group	Item Description	Unit	Commercial Price	USC Disc't	USC Net Price
19110	06	Corkscrew (2'-6" & 3')	EA	\$ 812.00	24%	\$ 617.12
19111	06	Corkscrew (3'-6" & 4')	EA	\$ 887.00	24%	\$ 674.12
19112	06	Corkscrew (4'-6" & 5')	EA	\$ 945.00	24%	\$ 718.20
19113	06	Corkscrew (5'-6" & 6')	EA	\$ 961.00	24%	\$ 730.36
19114	06	Dna (3')	EA	\$ 1,021.00	24%	\$ 775.96
19115	06	Dna (4')	EA	\$ 1,231.00	24%	\$ 935.56
19116	06	Dna (5')	EA	\$ 1,391.00	24%	\$ 1,057.16
19117	06	Dna (6')	EA	\$ 1,505.00	24%	\$ 1,143.80
19118	18	Dna (7')	EA	\$ 1,636.00	24%	\$ 1,243.36
19119	06	Dna (8')	EA	\$ 1,561.00	24%	\$ 1,186.36
19121	06	Curved Zip Slide	EA	\$ 1,270.00	24%	\$ 965.20
19122	05	Wave Zip Slide (2'-6" & 3')	EA	\$ 1,154.00	24%	\$ 877.04
19123	05	Straight Zip Slide (4')	EA	\$ 1,397.00	24%	\$ 1,061.72
19124	05	Straight Zip Slide (5')	EA	\$ 1,584.00	24%	\$ 1,203.84
19125	05	Wave Zip Slide (6')	EA	\$ 1,775.00	24%	\$ 1,349.00
19126	05	7'6" & 8' Zip Slide (Standard)	EA	\$ 2,601.00	24%	\$ 1,976.76
19127	05	7'6" & 8' Zip Slide W/ Gizmos	EA	\$ 3,301.00	24%	\$ 2,508.76
19128	05	Cosmix 6' High	EA	\$ 1,608.00	24%	\$ 1,222.08
19129	05	Cosmix 8' High	EA	\$ 1,519.00	24%	\$ 1,154.44
19130	05	Climbing Pole (2' & 2'-6")	EA	\$ 663.00	24%	\$ 503.88
19131	05	Climbing Pole (3' & 3'-6")	EA	\$ 684.00	24%	\$ 519.84
19132	05	Climbing Pole (4' & 4'-6")	EA	\$ 706.00	24%	\$ 536.56
19133	05	Climbing Pole (5' & 5'-6")	EA	\$ 728.00	24%	\$ 553.28
19134	05	Climbing Pole (6')	EA	\$ 742.00	24%	\$ 563.92
19147	06	Toad Stool	EA	\$ 715.00	24%	\$ 543.40
19148	05	Tree	EA	\$ 1,442.00	24%	\$ 1,095.92
19149	06	Banister Rails (3')	EA	\$ 863.00	24%	\$ 655.88
19150	06	Banister Rails (4')	EA	\$ 924.00	24%	\$ 702.24
19151	05	Lightning Climber	EA	\$ 1,502.00	24%	\$ 1,141.52
19152	05	Rockscape Arch	EA	\$ 2,928.00	24%	\$ 2,225.28
19158	05	Zoo Panel	EA	\$ 884.00	24%	\$ 671.84
19159	05	Crazy Eight (3' & 3'-6")	EA	\$ 1,098.00	24%	\$ 834.48
19160	05	Crazy Eight (4' & 4'-6")	EA	\$ 1,115.00	24%	\$ 847.40
19161	05	Crazy Eight (5' & 5'-6")	EA	\$ 1,200.00	24%	\$ 912.00
19162	05	Crazy Eight (6')	EA	\$ 1,285.00	24%	\$ 976.60
19163	05	Crazy Eight (7' & 7'-6")	EA	\$ 1,370.00	24%	\$ 1,041.20
19164	05	Crazy Eight (8')	EA	\$ 1,456.00	24%	\$ 1,106.56
19165	05	Crawl Thru	EA	\$ 558.00	24%	\$ 424.08
19166	05	Zoo Panel	EA	\$ 1,019.00	24%	\$ 774.44
19167	05	Arch Rock	EA	\$ 3,420.00	24%	\$ 2,599.20
19169	05	Leaning Wall (2')	EA	\$ 1,017.00	24%	\$ 772.92
19170	05	Leaning Wall (2'-6")	EA	\$ 1,179.00	24%	\$ 896.04
19171	05	Leaning Wall (3')	EA	\$ 1,189.00	24%	\$ 903.64
19172	05	Leaning Wall (4')	EA	\$ 1,458.00	24%	\$ 1,108.08

U.S. COMMUNITIES PRICE LIST 1805 PLAY EQUIPMENT

Part No.	Part Group	Item Description	Unit	Commercial Price	USC Disc't	USC Net Price
19173	05	Leaning Wall (4'-6")	EA	\$ 1,556.00	24%	\$ 1,182.56
19174	05	Leaning Wall (5')	EA	\$ 1,851.00	24%	\$ 1,406.76
19175	05	Leaning Wall (5'6")	EA	\$ 1,756.00	24%	\$ 1,334.56
19176	05	Leaning Wall (6')	EA	\$ 1,831.00	24%	\$ 1,391.56
19177	05	Rockscape (2')	EA	\$ 1,503.00	24%	\$ 1,142.28
19178	05	Rockscape (2'6")	EA	\$ 1,644.00	24%	\$ 1,249.44
19179	05	Rockscape (3')	EA	\$ 3,822.00	24%	\$ 2,904.72
19180	06	Rockscape (4')	EA	\$ 4,018.00	24%	\$ 3,053.68
19181	06	Rockscape (4'-6")	EA	\$ 4,062.00	24%	\$ 3,087.12
19182	06	Rockscape (5')	EA	\$ 4,048.00	24%	\$ 3,076.48
19183	05	Rockscape (5'6")	EA	\$ 4,258.00	24%	\$ 3,236.08
19184	05	Rockscape (6')	EA	\$ 6,643.00	24%	\$ 5,048.68
19185	05	Rockscape (6'-6")	EA	\$ 6,688.00	24%	\$ 5,082.88
19186	05	Rockscape (7')	EA	\$ 6,673.00	24%	\$ 5,071.48
19187	05	Rockscape (7'6")	EA	\$ 6,884.00	24%	\$ 5,231.84
19188	05	Rockscape (8')	EA	\$ 7,030.00	24%	\$ 5,342.80
19189	06	Straight Crawl Tube (1 Deck Span)	EA	\$ 1,362.00	24%	\$ 1,035.12
19190	05	Single Gizmo Panel	EA	\$ 581.00	24%	\$ 441.56
19194	05	Flower Talk Tube (0'6" Thru 2')	EA	\$ 729.00	24%	\$ 554.04
19195	05	Flower Talk Tube (2'6" Thru 4')	EA	\$ 762.00	24%	\$ 579.12
19196	05	Flower Talk Tube (4'6" Thru 6')	EA	\$ 847.00	24%	\$ 643.72
19197	05	Flower Talk Tube (6'6" Thru 8')	EA	\$ 881.00	24%	\$ 669.56
19198	05	26" Bubble Panel	EA	\$ 682.00	24%	\$ 518.32
19199	05	26" Bubble Panel	EA	\$ 854.00	24%	\$ 649.04
19200	05	Telescope Enclosure	EA	\$ 1,371.00	24%	\$ 1,041.96
19202	06	Vertical Rock	EA	\$ 3,151.00	24%	\$ 2,394.76
G19204	05	PrimeTime Rumbler	EA	\$ 10,580.00	24%	\$ 8,040.80
19204	05	PrimeTime Rumbler	EA	\$ 10,748.00	24%	\$ 8,168.48
19213	06	Challenge Canyon (2 Deck Span)	EA	\$ 2,910.00	24%	\$ 2,211.60
19214	06	Rung Enclosure	EA	\$ 349.00	24%	\$ 265.24
19215	05	Rung Enclosure W/ Steering Wheel	EA	\$ 606.00	24%	\$ 460.56
19216	18	Rung Enclosure W/ Thunderring	EA	\$ 747.00	24%	\$ 567.72
19217	06	Bubble (3' & 3'6")	EA	\$ 840.00	24%	\$ 638.40
19218	06	Bubble (4')	EA	\$ 905.00	24%	\$ 687.80
19219	06	Bubble (4'6" & 5')	EA	\$ 960.00	24%	\$ 729.60
19220	05	Bubble (5'6" & 6')	EA	\$ 1,026.00	24%	\$ 779.76
19222	05	Megarock	EA	\$ 4,054.00	24%	\$ 3,081.04
19223	05	Sloped Funnel Climber	EA	\$ 2,038.00	24%	\$ 1,548.88
19224	05	Chain Net W/ Coated Chain (3')	EA	\$ 868.00	24%	\$ 659.68
19225	05	Chain Net W/ Coated Chain (3'6" & 4')	EA	\$ 909.00	24%	\$ 690.84
19226	05	Chain Net W/ Coated Chain (4'6" & 5')	EA	\$ 921.00	24%	\$ 699.96
19227	05	Chain Net W/ Stainless Chain (3')	EA	\$ 1,011.00	24%	\$ 768.36
19228	05	Chain Net W/Stainless Chain(3'-6"&4')	EA	\$ 1,093.00	24%	\$ 830.68
19229	05	Chain Net W/Stainless Chain(4'-6"&5')	EA	\$ 1,114.00	24%	\$ 846.64

U.S. COMMUNITIES PRICE LIST 1805 PLAY EQUIPMENT

Part No.	Part Group	Item Description	Unit	Commercial Price	USC Disc't	USC Net Price
19231	06	Loop Ladder (3')	EA	\$ 855.00	24%	\$ 649.80
19232	06	Loop Ladder (3'6" & 4')	EA	\$ 926.00	24%	\$ 703.76
19233	06	Loop Ladder (5')	EA	\$ 981.00	24%	\$ 745.56
19234	06	Loop Ladder (6')	EA	\$ 1,045.00	24%	\$ 794.20
19235	18	Count & Spell Panel (One Color)	EA	\$ 440.00	24%	\$ 334.40
19236	18	Count & Spell Panel (Two Color)	EA	\$ 636.00	24%	\$ 483.36
19237	18	Count & Spell Panel (One Color)	EA	\$ 538.00	24%	\$ 408.88
19238	18	Count & Spell Panel (Two Color)	EA	\$ 746.00	24%	\$ 566.96
19241	06	Maze Panel	EA	\$ 1,091.00	24%	\$ 829.16
19242	06	Maze Panel	EA	\$ 1,215.00	24%	\$ 923.40
19243	05	Drivers Panel	EA	\$ 734.00	24%	\$ 557.84
M19244	06	Thunderring Panel	EA	\$ 870.00	24%	\$ 661.20
19244	06	Thunderring Panel	EA	\$ 870.00	24%	\$ 661.20
19245	05	Drivers Panel	EA	\$ 868.00	24%	\$ 659.68
M19246	18	Thunderring Panel Below	EA	\$ 904.00	24%	\$ 687.04
19246	18	Thunderring Panel	EA	\$ 904.00	24%	\$ 687.04
19247	05	How Tall Am I	EA	\$ 164.00	24%	\$ 124.64
19249	05	Flower Talk Tube (Ground Level)	EA	\$ 648.00	24%	\$ 492.48
19250	06	Hour Glass (3' Thru 5')	EA	\$ 974.00	24%	\$ 740.24
19251	05	Thread The Needle	EA	\$ 814.00	24%	\$ 618.64
19252	05	Scramble Up (3')	EA	\$ 681.00	24%	\$ 517.56
19253	05	Scramble Up (3'6" & 4')	EA	\$ 1,035.00	24%	\$ 786.60
19254	05	Scramble Up (4'6" & 5')	EA	\$ 1,035.00	24%	\$ 786.60
19255	05	Scramble Up (5'6" & 6')	EA	\$ 1,386.00	24%	\$ 1,053.36
19256	05	Scramble Up (6'6" & 7')	EA	\$ 1,739.00	24%	\$ 1,321.64
19257	05	Scramble Up (7'6" & 8')	EA	\$ 1,739.00	24%	\$ 1,321.64
19267	05	Triple Slide	EA	\$ 5,649.00	24%	\$ 4,293.24
19268	05	Double Ridge Climber	EA	\$ 1,623.00	24%	\$ 1,233.48
19269	05	Double Ridge Climber	EA	\$ 1,659.00	24%	\$ 1,260.84
19270	05	Lateral Ridge Climber	EA	\$ 1,624.00	24%	\$ 1,234.24
19271	05	Double Lateral Ridge Climber	EA	\$ 2,133.00	24%	\$ 1,621.08
19272	05	Lateral Ridge Climber (Ground Level)	EA	\$ 1,068.00	24%	\$ 811.68
19273	05	Dble Lateral Ridge Climber(Ground Lvl)	EA	\$ 1,494.00	24%	\$ 1,135.44
19281	05	Transfer System W/ Guardrail (1' Rise)	EA	\$ 1,119.00	24%	\$ 850.44
19282	05	Transfer System W/ Guardrail (2' Rise)	EA	\$ 1,429.00	24%	\$ 1,086.04
19283	05	Transfer Sys W/ Guardrail (2'6" Rise)	EA	\$ 1,895.00	24%	\$ 1,440.20
19284	05	Transfer System W/ Guardrail (3' Rise)	EA	\$ 2,073.00	24%	\$ 1,575.48
19285	05	Transfer Platform W/ Guardrail 3'	EA	\$ 2,122.00	24%	\$ 1,612.72
19286	05	Transfer Platform W/ Guardrail 4'	EA	\$ 2,576.00	24%	\$ 1,957.76
19287	06	River Rock Climber	EA	\$ 1,568.00	24%	\$ 1,191.68
M19288	05	Tunnel-Up Climber (Attachment)	EA	\$ 2,097.00	24%	\$ 1,593.72
19288	05	Tunnel-Up Climber (Attachment)	EA	\$ 2,097.00	24%	\$ 1,593.72
19289	05	Two Piece Hex Deck	EA	\$ 2,233.00	24%	\$ 1,697.08
19290	05	1'6" Kickplate W/ Rung	EA	\$ 537.00	24%	\$ 408.12

U.S. COMMUNITIES PRICE LIST 1805 PLAY EQUIPMENT

Part No.	Part Group	Item Description	Unit	Commercial Price	USC Disc't	USC Net Price
19291	05	2' Kickplate W/ Rung	EA	\$ 555.00	24%	\$ 421.80
19292	05	2'6" Kickplate W/ Rung	EA	\$ 696.00	24%	\$ 528.96
19293	05	3' Kickplate W/ Rung	EA	\$ 708.00	24%	\$ 538.08
19294	06	Ss Spiral Slide W/ Transfer (4')	EA	\$ 28,446.00	24%	\$ 21,618.96
19295	06	Ss Spiral Slide W/ Transfer (5')	EA	\$ 27,979.00	24%	\$ 21,264.04
19296	06	Ss Spiral Slide W/ Transfer (6')	EA	\$ 27,640.00	24%	\$ 21,006.40
19297	06	Ss Dble Chuter W/Trans Platform (3')	EA	\$ 5,114.00	24%	\$ 3,886.64
19298	06	Ss Dble Chuter W/Trans Platform (4')	EA	\$ 5,957.00	24%	\$ 4,527.32
19299	06	Ss Dble Chuter W/Trans Platform (5')	EA	\$ 6,698.00	24%	\$ 5,090.48
19300	05	Ss Dble Chuter W/Trans Platform (6')	EA	\$ 7,731.00	24%	\$ 5,875.56
19301	06	Ss Dble Chuter W/Trans Platform (7')	EA	\$ 7,849.00	24%	\$ 5,965.24
19302	06	Ss Dble Chuter W/Trans Platform (8')	EA	\$ 8,405.00	24%	\$ 6,387.80
19303	05	Ergo Climber 4' & 4'6"	EA	\$ 1,285.00	24%	\$ 976.60
19304	05	Ergo Climber 5' & 5'6"	EA	\$ 1,395.00	24%	\$ 1,060.20
19305	05	Ergo Climber 6'	EA	\$ 1,503.00	24%	\$ 1,142.28
19309	05	Stego Climber 4' & 4'6"	EA	\$ 933.00	24%	\$ 709.08
19310	05	Stego Climber 5' & 5'6"	EA	\$ 1,017.00	24%	\$ 772.92
19311	05	Stego Climber 6' & 6'6"	EA	\$ 1,099.00	24%	\$ 835.24
19312	05	Stego Climber 7' & 7'6"	EA	\$ 1,182.00	24%	\$ 898.32
19313	05	Stego Climber 8'	EA	\$ 1,267.00	24%	\$ 962.92
19314	05	Spiral Climber 4' & 4'6"	EA	\$ 1,161.00	24%	\$ 882.36
19315	05	Spiral Climber 5' & 5'6"	EA	\$ 1,194.00	24%	\$ 907.44
19316	05	Spiral Climber 6' & 6'6"	EA	\$ 1,280.00	24%	\$ 972.80
19317	05	Spiral Climber 7' & 7'6"	EA	\$ 1,362.00	24%	\$ 1,035.12
19318	05	Spiral Climber 8'	EA	\$ 1,426.00	24%	\$ 1,083.76
19319	05	Ergo Link (2' Rise)	EA	\$ 1,366.00	24%	\$ 1,038.16
19320	05	Ergo Link (3' Rise)	EA	\$ 1,482.00	24%	\$ 1,126.32
19321	05	Ergo Link (4' Rise)	EA	\$ 1,587.00	24%	\$ 1,206.12
19322	05	Swerve Slide	EA	\$ 1,480.00	24%	\$ 1,124.80
19323	05	Double Swerve Slide	EA	\$ 2,472.00	24%	\$ 1,878.72
19327	05	Pod Climber	EA	\$ 1,293.00	24%	\$ 982.68
19328	05	Pod Climber Link	EA	\$ 1,635.00	24%	\$ 1,242.60
19329	05	Spiral Step Climber 2' & 2'6"	EA	\$ 1,071.00	24%	\$ 813.96
19330	05	Spiral Step Climber 3' & 3'6"	EA	\$ 1,264.00	24%	\$ 960.64
19331	05	Spiral Step Climber 4' & 4'6"	EA	\$ 1,457.00	24%	\$ 1,107.32
19332	05	Spiral Step Climber 5' & 5'6"	EA	\$ 1,653.00	24%	\$ 1,256.28
19333	05	Spiral Step Climber 6'	EA	\$ 1,841.00	24%	\$ 1,399.16
19344	05	6'-0" Volcano Climbing Wall	EA	\$ 3,806.00	24%	\$ 2,892.56
19345	05	2'-0" & 2'-6" Volcano Climber	EA	\$ 2,441.00	24%	\$ 1,855.16
19346	05	4'-0 & 4'-6" Volcano Climber	EA	\$ 3,645.00	24%	\$ 2,770.20
19347	05	6' Volcano Climber	EA	\$ 4,734.00	24%	\$ 3,597.84
19348	05	Metal Half Panel W/ Steering Wheel	EA	\$ 594.00	24%	\$ 451.44
19349	10	Metal Half Panel W/ Thundering	EA	\$ 631.00	24%	\$ 479.56
19350	05	Vert Wall 4'	EA	\$ 1,927.00	24%	\$ 1,464.52

U.S. COMMUNITIES PRICE LIST 1805 PLAY EQUIPMENT

Part No.	Part Group	Item Description	Unit	Commercial Price	USC Disc't	USC Net Price
19351	05	Vert Wall 8'	EA	\$ 3,065.00	24%	\$ 2,329.40
19352	05	Side Stepper (Single)	EA	\$ 776.00	24%	\$ 589.76
19353	05	Side Stepper Double Down	EA	\$ 1,328.00	24%	\$ 1,009.28
19354	05	Side Stepper Double Up (Attachment)	EA	\$ 1,009.00	24%	\$ 766.84
19355	05	4'-0"/5'-0" Dbl Bubble Climber Attach	EA	\$ 1,662.00	24%	\$ 1,263.12
19358	05	5'-6"/6'-6" Dbl Bubble Climber Attach	EA	\$ 2,046.00	24%	\$ 1,554.96
19361	05	7'-0"/8'-0" Dbl Bubble Climber Attach	EA	\$ 2,274.00	24%	\$ 1,728.24
19362	05	3'-6"/4'-0" Zip Swerve Slide Left	EA	\$ 1,360.00	24%	\$ 1,033.60
19363	05	3'-6"/4'-0" Zip Swerve Slide Right	EA	\$ 1,360.00	24%	\$ 1,033.60
19364	05	Side Stepper (Single)	EA	\$ 1,102.00	24%	\$ 837.52
19365	05	Side Stepper Double Up	EA	\$ 1,328.00	24%	\$ 1,009.28
19366	06	Talk Tube Ground Level	EA	\$ 406.00	24%	\$ 308.56
19367	06	Talk Tube Ground Level	EA	\$ 321.00	24%	\$ 243.96
19368	05	Flower Talk Tube	EA	\$ 608.00	24%	\$ 462.08
19369	05	Gt Jambox	EA	\$ 2,894.00	24%	\$ 2,199.44
19371	05	Giant Wave Climber Link	EA	\$ 2,019.00	24%	\$ 1,534.44
19372	05	Play Port Bridge	EA	\$ 2,614.00	24%	\$ 1,986.64
19382	05	Single Entrance Wilderslide li	EA	\$ 758.00	24%	\$ 576.08
19383	06	Double Entrance Wilderslide li	EA	\$ 1,423.00	24%	\$ 1,081.48
19384	05	Triple Entrance Wilderslide li	EA	\$ 2,775.00	24%	\$ 2,109.00
19385	05	Straight Section Wilderslide li	EA	\$ 411.00	24%	\$ 312.36
19386	05	Left Curve Section Wilderslide li	EA	\$ 565.00	24%	\$ 429.40
19387	05	Right Curve Section Wilderslide li	EA	\$ 565.00	24%	\$ 429.40
19388	05	Exit Section Wilderslide li	EA	\$ 564.00	24%	\$ 428.64
19390	05	Helix Spiral (Helix Adapter)	EA	\$ 744.00	24%	\$ 565.44
19391	05	Support Wilderslide li	EA	\$ 166.00	24%	\$ 126.16
19392	05	Slide Support	EA	\$ 161.00	24%	\$ 122.36
19403	05	Double Straight (2 Ft Section)	EA	\$ 588.00	24%	\$ 446.88
19407	05	Transfer System (Timbers) 1' Rise	EA	\$ 1,890.00	24%	\$ 1,436.40
19408	05	Transfer System (Timbers) 2' Rise	EA	\$ 2,373.00	24%	\$ 1,803.48
19409	05	Transfer System (Timbers) 2'6" Rise	EA	\$ 3,469.00	24%	\$ 2,636.44
19410	05	Transfer System (Timbers) 3' Rise	EA	\$ 3,650.00	24%	\$ 2,774.00
19411	05	Transfer System (Timbers) 4' Rise	EA	\$ 4,519.00	24%	\$ 3,434.44
19412	05	Slide Support	EA	\$ 117.00	24%	\$ 88.92
19413	05	Outrigger	EA	\$ 129.00	24%	\$ 98.04
19415	05	Walk-In Double Fun-L Over	EA	\$ 2,634.00	24%	\$ 2,001.84
19416	05	Crawl-In Double Fun-L Up	EA	\$ 2,434.00	24%	\$ 1,849.84
19417	05	Fun-L Up & Across	EA	\$ 2,258.00	24%	\$ 1,716.08
19418	05	Walk-In Double Fun-L Up (Link)	EA	\$ 2,514.00	24%	\$ 1,910.64
19419	05	Fun-L Crawl Tube (Attach)	EA	\$ 1,838.00	24%	\$ 1,396.88
19420	05	Fun-L Crawl Tube (Link)	EA	\$ 1,666.00	24%	\$ 1,266.16
19421	05	Walk-In Double Fun-L Up	EA	\$ 2,750.00	24%	\$ 2,090.00
19425	10	Xcelerator	EA	\$ 3,570.00	24%	\$ 2,713.20
19426	10	Offset Xcelerator	EA	\$ 3,903.00	24%	\$ 2,966.28

U.S. COMMUNITIES PRICE LIST 1805 PLAY EQUIPMENT

Part No.	Part Group	Item Description	Unit	Commercial Price	USC Disc't	USC Net Price
19433	18	Wrinkle Wall Attachment 3'	EA	\$ 2,295.00	24%	\$ 1,744.20
19434	18	Wrinkle Wall Attachment 6'	EA	\$ 3,860.00	24%	\$ 2,933.60
19435	18	Wrinkle Wall Attachment 8'	EA	\$ 5,283.00	24%	\$ 4,015.08
19436	06	Wrinkle Wall Link	EA	\$ 5,247.00	24%	\$ 3,987.72
19439	05	3 in a Row Panel	EA	\$ 1,868.00	24%	\$ 1,419.68
19440	05	Puppy Maze Panel	EA	\$ 1,645.00	24%	\$ 1,250.20
19441	05	Fish Tile Slide	EA	\$ 2,053.00	24%	\$ 1,560.28
19442	05	Truck Panel	EA	\$ 2,235.00	24%	\$ 1,698.60
19443	05	3 in a Row Half Panel	EA	\$ 1,472.00	24%	\$ 1,118.72
19444	05	Puppy Maze Half Panel	EA	\$ 1,253.00	24%	\$ 952.28
19445	05	Fish Tile Half Slide	EA	\$ 1,659.00	24%	\$ 1,260.84
19446	05	Truck Half Panel	EA	\$ 1,641.00	24%	\$ 1,247.16
19447	06	3 in a Row Panel Below Dk	EA	\$ 1,868.00	24%	\$ 1,419.68
19448	06	Puppy Maze Panel Below Dk	EA	\$ 1,645.00	24%	\$ 1,250.20
19449	06	Fish Tile Slide Below Dk	EA	\$ 2,053.00	24%	\$ 1,560.28
19450	06	Truck Panel Below Dk	EA	\$ 2,235.00	24%	\$ 1,698.60
19451	05	3 in a Row Half Panel Below Dk	EA	\$ 1,472.00	24%	\$ 1,118.72
19452	05	Puppy Maze Half Panel Below Dk	EA	\$ 1,253.00	24%	\$ 952.28
19453	05	Fish Tile Half Slide Below Dk	EA	\$ 1,659.00	24%	\$ 1,260.84
19454	05	Truck Half Panel Below Dk	EA	\$ 1,641.00	24%	\$ 1,247.16
19455	05	Make it Rain Panel (Roto)	EA	\$ 2,263.00	24%	\$ 1,719.88
19456	05	Bells Panel (Roto)	EA	\$ 1,305.00	24%	\$ 991.80
19458	40	Spectacle Climber 4' - 4'6"	EA	\$ 764.00	6%	\$ 718.16
19459	40	Spectacle Climber 5' - 5'6"	EA	\$ 831.00	6%	\$ 781.14
19460	40	Spectacle Climber 6' - 6'6"	EA	\$ 909.00	6%	\$ 854.46
19461	05	Make it Rain Panel (Roto) Below Dk	EA	\$ 2,263.00	24%	\$ 1,719.88
19462	06	Bells Panel (Roto) Below Dk	EA	\$ 1,305.00	24%	\$ 991.80
19463	05	Roller Ball Panel (Roto) Below Dk	EA	\$ 2,765.00	24%	\$ 2,101.40
19422	05	Triple W Spiral	EA	\$ 7,731.00	24%	\$ 5,875.56
19423	05	Over N Under	EA	\$ 4,740.00	24%	\$ 3,602.40
19424	05	Long Exit (Use On 7' & 8' Slides)	EA	\$ 760.00	24%	\$ 577.60
19427	05	Single Spiral	EA	\$ 3,812.00	24%	\$ 2,897.12
19428	05	Double Twin Spiral	EA	\$ 7,843.00	24%	\$ 5,960.68
M19429	05	Double W/ Spiral Slide	EA	\$ 4,679.00	24%	\$ 3,556.04
19429	05	Double With Spiral	EA	\$ 4,679.00	24%	\$ 3,556.04
19430	05	Double With Spiral Reverse	EA	\$ 4,679.00	24%	\$ 3,556.04
19432	05	Triple W/ Spiral	EA	\$ 10,907.00	24%	\$ 8,289.32
19457	05	Roller Ball Panel (Roto)	EA	\$ 2,765.00	24%	\$ 2,101.40
19584	05	Shale Roof	EA	\$ 495.00	24%	\$ 376.20
19585	05	Letters Maze Above Deck	EA	\$ 889.00	24%	\$ 675.64
19586	05	Time & Place Above Deck	EA	\$ 1,028.00	24%	\$ 781.28
19587	05	Letters Maze Below Deck	EA	\$ 1,023.00	24%	\$ 777.48
19588	05	Time & Place Below Deck	EA	\$ 1,165.00	24%	\$ 885.40
G19593	05	Primetime Rocky River W/Shade	EA	\$ 22,414.00	24%	\$ 17,034.64

U.S. COMMUNITIES PRICE LIST 1805 PLAY EQUIPMENT

Part No.	Part Group	Item Description	Unit	Commercial Price	USC Disc't	USC Net Price
19593	05	Primetime Rocky River W/Shade	EA	\$ 22,599.00	24%	\$ 17,175.24
19624	06	Shale Roof Extension	EA	\$ 104.00	24%	\$ 79.04
19627	05	Gadget Frame (Grd Level)	EA	\$ 545.00	24%	\$ 414.20
19274	46	Jam Shack	EA	\$ 5,403.00	16%	\$ 4,538.52
19632	05	Transfer Platform (Timbers) 3'	EA	\$ 3,066.00	24%	\$ 2,330.16
19633	05	Transfer Platform (Timbers) 4'	EA	\$ 4,283.00	24%	\$ 3,255.08
19634	05	Transfer Platform (Timbers) 5'	EA	\$ 5,541.00	24%	\$ 4,211.16
19635	05	Rung Enclosure (Timbers)	EA	\$ 691.00	24%	\$ 525.16
19636	05	Plank Climber 3'	EA	\$ 804.00	24%	\$ 611.04
19637	05	Plank Climber 4'	EA	\$ 929.00	24%	\$ 706.04
19638	05	Plank Climber 5'	EA	\$ 1,091.00	24%	\$ 829.16
19639	05	Plank Climber 6'	EA	\$ 1,111.00	24%	\$ 844.36
19640	05	Plank Climber 7'	EA	\$ 1,259.00	24%	\$ 956.84
19641	05	Plank Climber 8'	EA	\$ 1,399.00	24%	\$ 1,063.24
19642	05	Half Hex Slant Roof (Timbers)	EA	\$ 3,157.00	24%	\$ 2,399.32
19643	05	Hex Slant Roof (Timbers)	EA	\$ 6,112.00	24%	\$ 4,645.12
19644	05	Slant Roof Extensions (24")	EA	\$ 205.00	24%	\$ 155.80
19645	05	Slant Roof Extensions (36")	EA	\$ 259.00	24%	\$ 196.84
19646	05	Slant Roof Extensions (60")	EA	\$ 321.00	24%	\$ 243.96
19647	05	Slant Roof Extension (72")	EA	\$ 377.00	24%	\$ 286.52
19648	05	12" Stepped Deck	EA	\$ 1,208.00	24%	\$ 918.08
19655	05	Playport Bridge (Timbers)	EA	\$ 4,052.00	24%	\$ 3,079.52
19656	05	Slant Roof (Timbers)	EA	\$ 1,136.00	24%	\$ 863.36
19657	05	Slant Roof Ext (Timbers)	EA	\$ 235.00	24%	\$ 178.60
19658	05	Arch Bridge (Timbers)	EA	\$ 4,805.00	24%	\$ 3,651.80
19665	05	Whirlwind Climber 4'	EA	\$ 1,433.00	24%	\$ 1,089.08
19666	05	Whirlwind Climber 5'	EA	\$ 1,562.00	24%	\$ 1,187.12
19667	05	Whirlwind Climber 6'	EA	\$ 1,698.00	24%	\$ 1,290.48
19668	05	Whirlwind Climber 7'	EA	\$ 1,833.00	24%	\$ 1,393.08
19669	05	Whirlwind Climber 8'	EA	\$ 1,965.00	24%	\$ 1,493.40
19670	05	Cliff Wall Climber (Link)	EA	\$ 4,635.00	24%	\$ 3,522.60
19671	06	Pine Topper	EA	\$ 619.00	24%	\$ 470.44
19672	05	Erratic Climber (Metal) 4'-5'	EA	\$ 834.00	24%	\$ 633.84
19673	05	Erratic Climber (Metal) 5'6"-6'6"	EA	\$ 899.00	24%	\$ 683.24
19674	05	Erratic Climber (Metal) 7'-8'	EA	\$ 988.00	24%	\$ 750.88
19679	05	Pine Climber 3'	EA	\$ 864.00	24%	\$ 656.64
19680	05	Pine Climber 3'6"	EA	\$ 944.00	24%	\$ 717.44
19681	22	Pine Climber 4'	EA	\$ 952.00	16%	\$ 799.68
19682	05	Pine Climber 4'6"	EA	\$ 944.00	24%	\$ 717.44
19683	10	Pine Climber 5'	EA	\$ 1,043.00	24%	\$ 792.68
19684	05	Pine Climber 5'6"	EA	\$ 1,126.00	24%	\$ 855.76
19685	05	Pine Climber 6'	EA	\$ 1,139.00	24%	\$ 865.64
19686	05	Pine Climber 7'	EA	\$ 1,170.00	24%	\$ 889.20
19687	05	Pine Climber 7'	EA	\$ 1,295.00	24%	\$ 984.20

U.S. COMMUNITIES PRICE LIST 1805 PLAY EQUIPMENT

Part No.	Part Group	Item Description	Unit	Commercial Price	USC Disc't	USC Net Price
19688	05	Pine Climber 7'6"	EA	\$ 1,332.00	24%	\$ 1,012.32
19689	22	Pine Climber 8'	EA	\$ 1,466.00	16%	\$ 1,231.44
19692	05	Erratic Climber W/Hex Net 5'6"-6'6"	EA	\$ 2,124.00	24%	\$ 1,614.24
19693	05	Erratic Climber W/Hex Net 7'-8'	EA	\$ 2,466.00	24%	\$ 1,874.16
19698	05	Sloped Funnel Climber Barrier (Dbl)	EA	\$ 3,573.00	24%	\$ 2,715.48
19699	05	Sloped Funnel Climber Guardrail(Dbl)	EA	\$ 2,748.00	24%	\$ 2,088.48
19700	05	Sloped Funnel Climber Timbers(Dbl)	EA	\$ 3,917.00	24%	\$ 2,976.92
19701	05	90° Play Port Funnel Bridge	EA	\$ 3,596.00	24%	\$ 2,732.96
19702	05	Timbers Enclosure W/ Molded Steering Wheel (Above)	EA	\$ 949.00	24%	\$ 721.24
19703	05	Timbers Enclosure W/ Solid Steering Wheel (Above)	EA	\$ 1,075.00	24%	\$ 817.00
19704	06	Timbers Enclosure W/ Thundering (Above)	EA	\$ 990.00	24%	\$ 752.40
19705	05	Offset Xcelerator	EA	\$ 3,717.00	24%	\$ 2,824.92
19706	05	PT Sensory Wave Arch	EA	\$ 1,115.00	24%	\$ 847.40
19707	05	PT Sensory Wave Curve	EA	\$ 966.00	24%	\$ 734.16
19708	05	PT SW Transfer Punched Insert	EA	\$ 1,260.00	24%	\$ 957.60
19709	05	PT Sensory Wave Transfer Roller Insert	EA	\$ 2,697.00	24%	\$ 2,049.72
19710	05	PT Sensory Wave End Transfer	EA	\$ 830.00	24%	\$ 630.80
19711	05	PT Sensory Wave Deck Connect	EA	\$ 702.00	24%	\$ 533.52
19712	05	PT Sensory Wave Return Step	EA	\$ 1,006.00	24%	\$ 764.56
19713	05	PT Sensory Wave Transfer (1' & 1'6")	EA	\$ 1,548.00	24%	\$ 1,176.48
19714	05	PT Sensory Wave Up & On (3' & 3'6")	EA	\$ 2,914.00	24%	\$ 2,214.64
19715	05	PT Sensory Wave Up & Around (3' & 3'6")	EA	\$ 4,205.00	24%	\$ 3,195.80
19716	05	PT S Wave Double Up & On (5' & 5'6")	EA	\$ 4,352.00	24%	\$ 3,307.52
19717	05	PT S Wave Up & On LNK (3'-3'6)	EA	\$ 2,866.00	24%	\$ 2,178.16
19718	05	PT S Wave Up & On LNK (4'-4'6)	EA	\$ 2,891.00	24%	\$ 2,197.16
19719	05	PT S Wave Up & On LNK (5'-5'6)	EA	\$ 2,941.00	24%	\$ 2,235.16
19720	05	PT S Wave Up & On LNK (6')	EA	\$ 2,950.00	24%	\$ 2,242.00
19721	05	PT Sensory Wave Up S LNK (3'-3'6)	EA	\$ 5,392.00	24%	\$ 4,097.92
19722	05	PT Sensory Wave Up S LNK (4'-4'6)	EA	\$ 5,472.00	24%	\$ 4,158.72
19723	05	PT Sensory Wave Up S LNK (5'-5'6)	EA	\$ 5,620.00	24%	\$ 4,271.20
19724	05	PT Sensory Wave Up S LNK (6')	EA	\$ 5,639.00	24%	\$ 4,285.64
19725	05	PT S Wave Double Up & On LNK (5'-5'6)	EA	\$ 4,322.00	24%	\$ 3,284.72
19726	05	PT S Wave Double Up & On LNK (6')	EA	\$ 4,340.00	24%	\$ 3,298.40
19727	05	PT S Wave Up & Around LNK (3'-3'6)	EA	\$ 4,176.00	24%	\$ 3,173.76
19728	05	PT S Wave Up & Around LNK (4'-4'6)	EA	\$ 4,228.00	24%	\$ 3,213.28
19729	05	PT S Wave Up & Around LNK (5'-5'6)	EA	\$ 4,327.00	24%	\$ 3,288.52
19730	05	PT S Wave Up & Around LNK (6')	EA	\$ 4,336.00	24%	\$ 3,295.36
19731	05	PT Sensory Wave Up & Over (1'-1'6")	EA	\$ 4,248.00	24%	\$ 3,228.48
19732	05	PT Sensory Wave Up & Over (2'-2'6")	EA	\$ 4,299.00	24%	\$ 3,267.24
19733	05	PT Sensory Wave Up & Over (3'-3'6")	EA	\$ 4,397.00	24%	\$ 3,341.72
19734	05	PT Sensory Wave Up & Over (4'-4'6")	EA	\$ 4,452.00	24%	\$ 3,383.52
19736	05	PT Sensory Wave Footbuck 1' - 1'6"	EA	\$ 252.00	24%	\$ 191.52
19737	05	PT Sensory Wave Footbuck 2' - 2'6"	EA	\$ 278.00	24%	\$ 211.28
19738	05	PT Sensory Wave Footbuck 3' - 3'6"	EA	\$ 327.00	24%	\$ 248.52

U.S. COMMUNITIES PRICE LIST 1805 PLAY EQUIPMENT

Part No.	Part Group	Item Description	Unit	Commercial Price	USC Disc't	USC Net Price
19739	05	PT Sensory Wave Footbuck 4' - 4'6"	EA	\$ 355.00	24%	\$ 269.80
19740	05	PT Sensory Wave Footbuck 5' - 5'6"	EA	\$ 405.00	24%	\$ 307.80
19741	05	PT Sensory Wave Footbuck 6'	EA	\$ 404.00	24%	\$ 307.04
19742	05	PT Sensory Wave Up & Over (5')	EA	\$ 4,500.00	24%	\$ 3,420.00
19743	05	PT Sensory Wave Transfer (2')	EA	\$ 1,812.00	24%	\$ 1,377.12
19745	06	PrimeTime Connector Deck	EA	\$ 1,083.00	24%	\$ 823.08
19747	18	Traverse Climber Link (1' rise)	EA	\$ 2,405.00	24%	\$ 1,827.80
19748	18	Traverse Climber Link (1'6" rise)	EA	\$ 2,405.00	24%	\$ 1,827.80
19749	18	Traverse Climber Link (2' rise)	EA	\$ 2,405.00	24%	\$ 1,827.80
19750	18	Traverse Climber Link (2'6 rise)	EA	\$ 2,405.00	24%	\$ 1,827.80
19751	18	Traverse Climber Link (3' rise)	EA	\$ 2,405.00	24%	\$ 1,827.80
19752	06	Traverse Climber	EA	\$ 2,011.00	24%	\$ 1,528.36
19753	06	Wiggle Climber Link Straight	EA	\$ 4,394.00	24%	\$ 3,339.44
19754	10	Wiggle Climber Link 1' Rise	EA	\$ 3,889.00	24%	\$ 2,955.64
19755	18	Wiggle Climber Attachment	EA	\$ 4,465.00	24%	\$ 3,393.40
19756	06	Umbra Triangle Roof	EA	\$ 482.00	24%	\$ 366.32
19757	06	Umbra Square Roof	EA	\$ 569.00	24%	\$ 432.44
19758	06	Umbra Hex roof	EA	\$ 1,245.00	24%	\$ 946.20
19759	06	Umbra Topper	EA	\$ 51.00	24%	\$ 38.76
19760	44	Erratic Climber Link 3' Rise	EA	\$ 837.00	3%	\$ 811.89
19761	44	Erratic Climber Link 3' Rise Reverse	EA	\$ 837.00	3%	\$ 811.89
19762	32	Umbra Plug (priced for CAD)	EA	\$ 27.00	3%	\$ 26.19
19763	32	Edge Climber Attachment 5'6/6'0	EA	\$ 2,142.00	3%	\$ 2,077.74
19764	44	Edge Climber Link 2'3/3' to 6'	EA	\$ 2,539.00	3%	\$ 2,462.83
19765	44	Edge Climber Link 3'6"/4' to 6'	EA	\$ 2,589.00	3%	\$ 2,511.33
19766	44	Edge Climber Link 4'6/5'6 to 6'	EA	\$ 2,968.00	3%	\$ 2,878.96
19767	18	Edge Climber Small	EA	\$ 748.00	24%	\$ 568.48
19768	10	Edge Climber Small	EA	\$ 797.00	24%	\$ 605.72
19769	10	Edge Climber Small	EA	\$ 1,164.00	24%	\$ 884.64
19770	18	Chain Pod Climber 4'/4'6"	EA	\$ 1,403.00	24%	\$ 1,066.28
19771	06	Chain Pod Climber 5'/5'6"	EA	\$ 1,578.00	24%	\$ 1,199.28
19772	06	Chain Pod Climber 6'/6'6"	EA	\$ 1,754.00	24%	\$ 1,333.04
19773	44	Edge Climber Link 6' to 6'	EA	\$ 3,032.00	3%	\$ 2,941.04
19774	44	Edge Climber Link 2'3/3' to 4'	EA	\$ 2,539.00	3%	\$ 2,462.83
19775	44	Edge Climber Link 3'6"/4' to 4'	EA	\$ 2,589.00	3%	\$ 2,511.33
19776	44	Edge Climber Link 4'6/5'6 to 4'	EA	\$ 2,968.00	3%	\$ 2,878.96
19777	32	Edge Climber Link 6' to 4'	EA	\$ 3,032.00	3%	\$ 2,941.04
19778	10	Edge Climber Small	EA	\$ 1,252.00	24%	\$ 951.52
19779	10	Weeble Climber 3'6/4'0	EA	\$ 1,983.00	24%	\$ 1,507.08
19780	40	Weeble Climber 4'6/5'0	EA	\$ 2,328.00	6%	\$ 2,188.32
19781	22	Weeble Climber 5'6/6'0	EA	\$ 2,632.00	16%	\$ 2,210.88
19786	32	Edge Climber Attachment 2'0/5'0	EA	\$ 2,092.00	3%	\$ 2,029.24
19787	05	Quadratic Shade Canopy	EA	\$ 4,678.00	24%	\$ 3,555.28
19788	05	Equilateral Shade Canopy	EA	\$ 3,645.00	24%	\$ 2,770.20

U.S. COMMUNITIES PRICE LIST 1805 PLAY EQUIPMENT

Part No.	Part Group	Item Description	Unit	Commercial Price	USC Disc't	USC Net Price
19789	05	Hexagonal Shade Canopy	EA	\$ 8,272.00	24%	\$ 6,286.72
20002	50	Toddler 2	EA	\$ 6,143.00	20%	\$ 4,914.40
20005	50	Toddler 5	EA	\$ 7,710.00	20%	\$ 6,168.00
20006	50	Toddler 6	EA	\$ 11,083.00	20%	\$ 8,866.40
20007	50	Toddler 7	EA	\$ 13,142.00	20%	\$ 10,513.60
20010	50	Toddler 9	EA	\$ 10,384.00	20%	\$ 8,307.20
20017	50	Crawler 2	EA	\$ 5,242.00	20%	\$ 4,193.60
20018	50	Crawler 3	EA	\$ 6,431.00	20%	\$ 5,144.80
20019	50	Walker 2	EA	\$ 13,303.00	20%	\$ 10,642.40
20020	50	Walker 3	EA	\$ 15,008.00	20%	\$ 12,006.40
20021	50	Walker 4	EA	\$ 16,501.00	20%	\$ 13,200.80
22006	50	Kidtime Roof Package	EA	\$ 1,018.00	20%	\$ 814.40
22060	50	Shapes Replacement Pkg	EA	\$ 509.00	20%	\$ 407.20
22061	50	Count Replacement Pkg	EA	\$ 630.00	20%	\$ 504.00
22062	50	Objects Replacement Pkg	EA	\$ 509.00	20%	\$ 407.20
22063	50	Math Replacement Pkg	EA	\$ 474.00	20%	\$ 379.20
22065	50	Animals Replacement Pkg	EA	\$ 510.00	20%	\$ 408.00
22067	50	Nature Replacement Pkg	EA	\$ 510.00	20%	\$ 408.00
23002	50	In-Ground Pkg For 20002	EA	\$ 787.00	20%	\$ 629.60
23005	50	In-Grd Pkg 20005	EA	\$ 931.00	20%	\$ 744.80
23006	50	In-Ground Pkg For 20006	EA	\$ 1,270.00	20%	\$ 1,016.00
23007	50	In-Ground Pkg For 20007	EA	\$ 1,659.00	20%	\$ 1,327.20
23010	50	In-Grd Pkg 20010	EA	\$ 1,085.00	20%	\$ 868.00
23011	50	In-Grd Pkg 20017	EA	\$ 717.00	20%	\$ 573.60
23012	50	Toddler 2 - Surface Mt Pkg	EA	\$ 516.00	20%	\$ 412.80
23013	50	Toddler 7 - Surface Mt Pkg	EA	\$ 875.00	20%	\$ 700.00
23014	50	Toddler 9 - Surface Mt Pkg	EA	\$ 575.00	20%	\$ 460.00
23015	50	Toddler 5 - Surface Mt Pkg	EA	\$ 538.00	20%	\$ 430.40
23016	50	Toddler 6 - Surface Mt Pkg	EA	\$ 662.00	20%	\$ 529.60
23017	50	Crawler 2 - Surface Mt Pkg	EA	\$ 333.00	20%	\$ 266.40
23018	50	Crawler 3 - Surface Mt Pkg	EA	\$ 355.00	20%	\$ 284.00
23019	50	Walker 2 - Surface Mt Pkg	EA	\$ 854.00	20%	\$ 683.20
23020	50	Walker 3 - Surface Mt Pkg	EA	\$ 902.00	20%	\$ 721.60
23021	50	Walker 4 - Surface Mt Pkg	EA	\$ 1,021.00	20%	\$ 816.80
23027	50	In-Grd Pkg 20018	EA	\$ 891.00	20%	\$ 712.80
23028	50	In-Grd Pkg 20019	EA	\$ 1,554.00	20%	\$ 1,243.20
23029	50	In-Grd Pkg 20020	EA	\$ 1,660.00	20%	\$ 1,328.00
23030	50	In-Grd Pkg 20021	EA	\$ 1,996.00	20%	\$ 1,596.80
23031	50	On-Ground Pkg For 20002	EA	\$ 796.00	20%	\$ 636.80
23032	50	On-Ground Pkg 20005	EA	\$ 951.00	20%	\$ 760.80
23033	50	On-Ground Pkg 20017	EA	\$ 724.00	20%	\$ 579.20
23034	50	On-Ground Pkg For 20006	EA	\$ 1,282.00	20%	\$ 1,025.60
23035	50	On-Ground Pkg For 20007	EA	\$ 1,697.00	20%	\$ 1,357.60
23036	50	On-Ground Pkg 20010	EA	\$ 1,107.00	20%	\$ 885.60

U.S. COMMUNITIES PRICE LIST 1805 PLAY EQUIPMENT

Part No.	Part Group	Item Description	Unit	Commercial Price	USC Disc't	USC Net Price
23037	50	On-Ground Pkg 20019	EA	\$ 1,503.00	20%	\$ 1,202.40
23038	50	On-Ground Pkg 20020	EA	\$ 1,622.00	20%	\$ 1,297.60
23039	50	On-Ground Pkg 20021	EA	\$ 1,847.00	20%	\$ 1,477.60
23040	50	On-Ground Pkg 20018	EA	\$ 820.00	20%	\$ 656.00
24000	50	16" Sand & Water Table	EA	\$ 1,894.00	20%	\$ 1,515.20
24001	50	24" Sand & Water Table	EA	\$ 1,999.00	20%	\$ 1,599.20
24002	50	32" Sand & Water Table	EA	\$ 2,293.00	20%	\$ 1,834.40
24004	50	Double Sand & Water Table (16", 24")	EA	\$ 3,573.00	20%	\$ 2,858.40
24005	50	Double Sand & Water Table (24", 32")	EA	\$ 3,917.00	20%	\$ 3,133.60
24008	50	Sand Stamp Cups	EA	\$ 46.00	20%	\$ 36.80
24011	40	Cover - Single S&W Table	EA	\$ 307.00	6%	\$ 288.58
24013	50	Single Cover Stacked S&W Table	EA	\$ 437.00	20%	\$ 349.60
26038	05	Track Ride, F/S	EA	\$ 3,950.00	24%	\$ 3,002.00
26049	05	Triton	EA	\$ 8,415.00	24%	\$ 6,395.40
26056	05	Triton Support Rung (Without Tab)	EA	\$ 271.00	24%	\$ 205.96
26057	05	2 Way X-Pod Step	EA	\$ 1,260.00	24%	\$ 957.60
26058	05	3 Way X-Pod Step	EA	\$ 1,259.00	24%	\$ 956.84
26059	05	4 Way X-Pod Step	EA	\$ 1,322.00	24%	\$ 1,004.72
26060	18	Astrorail-Triton	EA	\$ 1,975.00	24%	\$ 1,501.00
26061	05	Trapeze Dual Circuit	EA	\$ 3,627.00	24%	\$ 2,756.52
26062	05	Trapeze Quad Circuit	EA	\$ 4,121.00	24%	\$ 3,131.96
26063	05	Bubble Climbing Wall Attachment	EA	\$ 2,254.00	24%	\$ 1,713.04
26064	05	Dna Climbing Wall Attachment	EA	\$ 1,499.00	24%	\$ 1,139.24
26065	05	Hang Out Wall	EA	\$ 1,314.00	24%	\$ 998.64
26066	05	Laced Climbing Wall Attachment	EA	\$ 1,559.00	24%	\$ 1,184.84
26067	05	Ladder Wall Attachment	EA	\$ 1,323.00	24%	\$ 1,005.48
26068	05	Oval Climbing Wall Attachment	EA	\$ 2,225.00	24%	\$ 1,691.00
26069	05	Rock Climbing Wall Attachment	EA	\$ 2,559.00	24%	\$ 1,944.84
26070	05	Sail Climbing Wall Attachment	EA	\$ 1,614.00	24%	\$ 1,226.64
26071	05	Symmetric Climbing Wall Attachment	EA	\$ 1,394.00	24%	\$ 1,059.44
26072	05	Social Discs Attachment	EA	\$ 1,610.00	24%	\$ 1,223.60
M26073	05	Single Sky Wheel	EA	\$ 2,157.00	24%	\$ 1,639.32
26073	05	Single Sky Wheel	EA	\$ 2,157.00	24%	\$ 1,639.32
26074	05	Suspended Pod	EA	\$ 1,898.00	24%	\$ 1,442.48
26076	05	Twister	EA	\$ 3,091.00	24%	\$ 2,349.16
26078	05	Arched Loop Ladder Overhead	EA	\$ 653.00	24%	\$ 496.28
26079	05	Inverticaled Loop Ladder Overhead	EA	\$ 653.00	24%	\$ 496.28
26080	05	Stretched Loop Ladder	EA	\$ 611.00	24%	\$ 464.36
M26081	05	Sky Wheels	EA	\$ 1,971.00	24%	\$ 1,497.96
26081	05	Sky Wheels	EA	\$ 1,971.00	24%	\$ 1,497.96
26082	05	Trapeze Ring Overhead	EA	\$ 1,110.00	24%	\$ 843.60
26083	05	Triton Support Rung (With Tab)	EA	\$ 307.00	24%	\$ 233.32
26084	05	Arched Trapeze Ring Overhead	EA	\$ 1,202.00	24%	\$ 913.52
26085	05	Inverted Trapeze Ring Overhead	EA	\$ 1,202.00	24%	\$ 913.52

U.S. COMMUNITIES PRICE LIST 1805 PLAY EQUIPMENT

Part No.	Part Group	Item Description	Unit	Commercial Price	USC Disc't	USC Net Price
26086	05	Heliocentrix Support Rung (With Tab)	EA	\$ 346.00	24%	\$ 262.96
26087	06	Heliocentrix	EA	\$ 11,056.00	24%	\$ 8,402.56
26088	05	Tri Ladder	EA	\$ 453.00	24%	\$ 344.28
26089	06	Astrol Rail	EA	\$ 2,462.00	24%	\$ 1,871.12
26090	05	Double Link Cross Beam	EA	\$ 204.00	24%	\$ 155.04
26091	05	Single Link Cross Beam	EA	\$ 166.00	24%	\$ 126.16
26092	05	Ps Plus Single Link Cross Beam	EA	\$ 181.00	24%	\$ 137.56
26093	05	Pt Single Link Cross Beam, 45 1/2" Dk	EA	\$ 180.00	24%	\$ 136.80
26094	05	Triangular Shroud	EA	\$ 59.00	24%	\$ 44.84
26095	05	Hanging Pod Link	EA	\$ 2,291.00	24%	\$ 1,741.16
26096	05	Arched Chain Net Link (Stainless)	EA	\$ 1,556.00	24%	\$ 1,182.56
26097	18	Astorail-Heliocentrix	EA	\$ 1,992.00	24%	\$ 1,513.92
26098	05	Wind Web	EA	\$ 5,304.00	24%	\$ 4,031.04
26099	05	Rock Wall Link	EA	\$ 2,674.00	24%	\$ 2,032.24
26100	05	Hang Out Circuit	EA	\$ 4,246.00	24%	\$ 3,226.96
26101	05	Web Walk (Link)	EA	\$ 10,086.00	24%	\$ 7,665.36
26102	05	Upright 2-Way Link	EA	\$ 1,180.00	24%	\$ 896.80
26103	05	Web Walk (Attachment)	EA	\$ 10,044.00	24%	\$ 7,633.44
26105	05	Heliocentrix Support Rung (W/Out Tab)	EA	\$ 309.00	24%	\$ 234.84
26106	05	Single Upright	EA	\$ 642.00	24%	\$ 487.92
26107	06	Vertical Rock Climber	EA	\$ 2,725.00	24%	\$ 2,071.00
26108	06	Arch Rock Climber	EA	\$ 2,778.00	24%	\$ 2,111.28
26109	06	Rock Step	EA	\$ 236.00	24%	\$ 179.36
26111	05	Single Rock Upright	EA	\$ 291.00	24%	\$ 221.16
26112	05	Double Rock Upright	EA	\$ 306.00	24%	\$ 232.56
26113	05	Single Rock Upright W/Rock Step	EA	\$ 677.00	24%	\$ 514.52
26114	05	Double Rock Upright Dual Attachment	EA	\$ 672.00	24%	\$ 510.72
26115	05	Double Rock Upright 90 Deg Attach	EA	\$ 465.00	24%	\$ 353.40
26116	05	Single Rock Upright 90 Deg Attach	EA	\$ 530.00	24%	\$ 402.80
26117	05	Sgl Rock Uprt 90 Deg Attach (Reverse)	EA	\$ 449.00	24%	\$ 341.24
26118	05	Sgl Rock Uprt Dual Attach W/Rock Step	EA	\$ 806.00	24%	\$ 612.56
26119	51	Ada Xscape Swing	EA	\$ 1,294.00	3%	\$ 1,255.18
26120	51	Ada Xscape Swing Add-A-Bay	EA	\$ 782.00	3%	\$ 758.54
26121	05	90 Deg 3 Way X-Pod Step	EA	\$ 1,281.00	24%	\$ 973.56
26122	05	6' Xscape Ss Slide (Hdpe)	EA	\$ 9,960.00	24%	\$ 7,569.60
26123	05	8' Xscape Ss Slide (Hdpe)	EA	\$ 10,887.00	24%	\$ 8,274.12
26124	05	6' Xscape Ss Slide	EA	\$ 9,420.00	24%	\$ 7,159.20
26125	05	8' Xscape Ss Slide	EA	\$ 10,348.00	24%	\$ 7,864.48
26126	05	6' Xscape Wave Zip Slide (Hdpe)	EA	\$ 8,060.00	24%	\$ 6,125.60
26127	05	8' Xscape Wave Zip Slide (Hdpe)	EA	\$ 9,584.00	24%	\$ 7,283.84
26128	05	6' Xscape Wave Zip Slide	EA	\$ 7,579.00	24%	\$ 5,760.04
26129	05	8' Xscape Wave Zip Slide	EA	\$ 9,103.00	24%	\$ 6,918.28
26130	05	3 Way X-Pod Step W/Canopy	EA	\$ 9,505.00	24%	\$ 7,223.80
26131	05	4 Way X-Pod Step W/Canopy	EA	\$ 9,577.00	24%	\$ 7,278.52

U.S. COMMUNITIES PRICE LIST 1805 PLAY EQUIPMENT

Part No.	Part Group	Item Description	Unit	Commercial Price	USC Disc't	USC Net Price
26132	05	90 Deg 3 Way X-Pod Step W/Canopy	EA	\$ 9,505.00	24%	\$ 7,223.80
26141	05	Fun Seat	EA	\$ 1,423.00	24%	\$ 1,081.48
26142	05	Single With Step	EA	\$ 1,151.00	24%	\$ 874.76
26143	05	90 Deg 2 Way X-Pod Step	EA	\$ 1,355.00	24%	\$ 1,029.80
M26144	05	Ashiko & Djembe	EA	\$ 1,595.00	24%	\$ 1,212.20
26144	05	Ashiko & Djembe	EA	\$ 1,595.00	24%	\$ 1,212.20
26145	05	Bongos	EA	\$ 757.00	24%	\$ 575.32
26146	05	Cruise Rails	EA	\$ 940.00	24%	\$ 714.40
26147	05	Gizmos	EA	\$ 1,113.00	24%	\$ 845.88
26148	05	Worm Hole (Link)	EA	\$ 8,819.00	24%	\$ 6,702.44
26149	05	Worm Hole (Attachment)	EA	\$ 8,779.00	24%	\$ 6,672.04
26150	05	Worm Hole (Freestanding)	EA	\$ 8,737.00	24%	\$ 6,640.12
26151	05	Therapeutic Rings (Attachments)	EA	\$ 1,769.00	24%	\$ 1,344.44
26152	05	Therapeutic Rings (Link)	EA	\$ 1,706.00	24%	\$ 1,296.56
26153	05	Grip Rail (Link)	EA	\$ 1,442.00	24%	\$ 1,095.92
26154	05	Grip Rail (Attachment)	EA	\$ 1,379.00	24%	\$ 1,048.04
26155	05	Primetime Cross Beam(Join Pt & Xscape)	EA	\$ 190.00	24%	\$ 144.40
26156	05	2'-6" Connectscape Climber	EA	\$ 928.00	24%	\$ 705.28
26157	05	3'-0" Connectscape Climber	EA	\$ 983.00	24%	\$ 747.08
26158	05	3'-6" Connectscape Climber	EA	\$ 1,011.00	24%	\$ 768.36
26159	05	4'-0" Connectscape Climber	EA	\$ 1,020.00	24%	\$ 775.20
26160	05	4'-6" Connectscape Climber	EA	\$ 1,090.00	24%	\$ 828.40
26161	05	5'-0" Connectscape Climber	EA	\$ 1,101.00	24%	\$ 836.76
26162	05	2'-6" Connectscape Climber	EA	\$ 617.00	24%	\$ 468.92
26163	05	3'-0" Connectscape Climber	EA	\$ 673.00	24%	\$ 511.48
26164	05	3'-6" Connectscape Climber	EA	\$ 699.00	24%	\$ 531.24
26165	05	4'-0" Connectscape Climber	EA	\$ 710.00	24%	\$ 539.60
26166	05	4'-6" Connectscape Climber	EA	\$ 778.00	24%	\$ 591.28
26167	05	5'-0" Connectscape Climber	EA	\$ 789.00	24%	\$ 599.64
26168	51	Xscape Swing 3 1/2" X 8'	EA	\$ 1,294.00	3%	\$ 1,255.18
26169	51	Xscape Swing Add A Bay 3 1/2" X 8'	EA	\$ 763.00	3%	\$ 740.11
26170	40	Xcelerator	EA	\$ 3,860.00	6%	\$ 3,628.40
27055	05	Gadget Frame (Grd Level)	EA	\$ 1,081.00	24%	\$ 821.56
32000	06	Vessel (1-Way)	EA	\$ 3,671.00	24%	\$ 2,789.96
32001	05	Splitter	EA	\$ 2,307.00	24%	\$ 1,753.32
32003	05	Splitter W/ Crag Climber	EA	\$ 3,800.00	24%	\$ 2,888.00
32004	05	Rock Climber	EA	\$ 2,580.00	24%	\$ 1,960.80
32005	05	Tron Climber (Left Connection)	EA	\$ 1,976.00	24%	\$ 1,501.76
32006	05	Tron Climber (Right Connection)	EA	\$ 1,976.00	24%	\$ 1,501.76
32007	05	Ziggy Rail	EA	\$ 603.00	24%	\$ 458.28
32009	05	Hex Topper	EA	\$ 108.00	24%	\$ 82.08
32010	05	Crag Climber	EA	\$ 1,783.00	24%	\$ 1,355.08
32016	05	Hex Tower W/Shade 4-Way	EA	\$ 14,374.00	24%	\$ 10,924.24
32017	05	Helix Tower W/ Shadow Canopy (3-Way)	EA	\$ 14,927.00	24%	\$ 11,344.52

U.S. COMMUNITIES PRICE LIST 1805 PLAY EQUIPMENT

Part No.	Part Group	Item Description	Unit	Commercial Price	USC Disc't	USC Net Price
32018	05	Stego Rail	EA	\$ 577.00	24%	\$ 438.52
32019	05	Stego Rail (Compact)	EA	\$ 360.00	24%	\$ 273.60
32020	05	Ziggy Rail (Compact)	EA	\$ 293.00	24%	\$ 222.68
32021	05	Jungle Vine Link	EA	\$ 2,797.00	24%	\$ 2,125.72
32022	05	Hex Pod Step (1')	EA	\$ 600.00	24%	\$ 456.00
32023	05	Hex Pod Step (2')	EA	\$ 654.00	24%	\$ 497.04
32025	05	Catalyst Slide (Entrance)	EA	\$ 4,003.00	24%	\$ 3,042.28
32026	05	Ergo Climbing Link	EA	\$ 3,600.00	24%	\$ 2,736.00
32028	05	Rock Climber (Right Side)	EA	\$ 2,781.00	24%	\$ 2,113.56
32029	05	Rock Climber (Right 45 Degrees)	EA	\$ 2,781.00	24%	\$ 2,113.56
32030	06	Vessel (2-Way)	EA	\$ 3,764.00	24%	\$ 2,860.64
32031	06	Vessel (3-Way)	EA	\$ 3,596.00	24%	\$ 2,732.96
32032	05	Splitter W/Crag Climber	EA	\$ 3,796.00	24%	\$ 2,884.96
32033	05	Tron Climber (2 Socket @160)	EA	\$ 2,031.00	24%	\$ 1,543.56
32034	05	Tron Climber (Socket @ 90)	EA	\$ 2,031.00	24%	\$ 1,543.56
32035	05	Tron Climber (2 Sockets)	EA	\$ 2,028.00	24%	\$ 1,541.28
32036	05	Crag Climber (3-Way)	EA	\$ 1,869.00	24%	\$ 1,420.44
32037	05	Rock Climber (Left & Right)	EA	\$ 2,812.00	24%	\$ 2,137.12
32038	05	Helix Tower W/Shadow Canopy (2-Way)	EA	\$ 14,298.00	24%	\$ 10,866.48
32039	05	Erratic Link W/Hex Net	EA	\$ 4,429.00	24%	\$ 3,366.04
32041	05	Splitter W/Hex Net Climber	EA	\$ 4,457.00	24%	\$ 3,387.32
32042	06	Bow Frame W/Hex Net (1-Way)	EA	\$ 2,906.00	24%	\$ 2,208.56
32043	06	Bow Frame W/Hex Net (3-Way)	EA	\$ 2,831.00	24%	\$ 2,151.56
32044	05	U-Frame W/Hex Net	EA	\$ 3,067.00	24%	\$ 2,330.92
32045	06	U-Frame W/Hex Net (Left Connection)	EA	\$ 2,905.00	24%	\$ 2,207.80
32046	05	U-Frame W/Hex Net (Right Connection)	EA	\$ 3,270.00	24%	\$ 2,485.20
32047	05	Tron Climber W/Erratic Connection	EA	\$ 2,224.00	24%	\$ 1,690.24
32049	05	The Hive (1-Way)	EA	\$ 6,863.00	24%	\$ 5,215.88
32050	06	Vessel (Freestanding)	EA	\$ 3,563.00	24%	\$ 2,707.88
32051	05	Tron Climber (Freestanding)	EA	\$ 1,927.00	24%	\$ 1,464.52
32052	05	Craig Climber	EA	\$ 1,865.00	24%	\$ 1,417.40
32053	18	Bow Frame W/Nex Net (Freestanding)	EA	\$ 2,533.00	24%	\$ 1,925.08
32054	05	The Hive (Freestanding)	EA	\$ 7,033.00	24%	\$ 5,345.08
32057	05	Helix Tower W/Shad Can2/Cat Slid	EA	\$ 19,105.00	24%	\$ 14,519.80
32058	05	Helix Tower W/Shad Can2/Cat Slide	EA	\$ 21,518.00	24%	\$ 16,353.68
32059	05	Helix Tower W/Shad Can3/Cat Slide	EA	\$ 18,931.00	24%	\$ 14,387.56
32060	05	Helix Tower W/Shad Can & Cat Slide	EA	\$ 21,017.00	24%	\$ 15,972.92
32061	06	Catalyst Slide (Ss)	EA	\$ 7,425.00	24%	\$ 5,643.00
32063	05	Helix Tower W/Shad Can2 & Cat Slid Ss	EA	\$ 21,710.00	24%	\$ 16,499.60
32064	05	Helix Tower W/Shad Can3/Cat Slid Ss	EA	\$ 21,503.00	24%	\$ 16,342.28
32065	05	Trinet (Small)	EA	\$ 10,231.00	24%	\$ 7,775.56
32066	05	Trinet (Medium)	EA	\$ 17,175.00	24%	\$ 13,053.00
32067	05	Trinet (Large) W/Socket	EA	\$ 18,868.00	24%	\$ 14,339.68
32071	05	Trinet (Lg) W/Ps Connect & Socket	EA	\$ 19,113.00	24%	\$ 14,525.88

U.S. COMMUNITIES PRICE LIST 1805 PLAY EQUIPMENT

Part No.	Part Group	Item Description	Unit	Commercial Price	USC Disc't	USC Net Price
32072	06	Trinet (Medium) W/Ps Connection	EA	\$ 17,405.00	24%	\$ 13,227.80
32073	05	Trinet (Large)	EA	\$ 18,517.00	24%	\$ 14,072.92
32074	05	Trinet (Lg) W/Ps Connection	EA	\$ 18,741.00	24%	\$ 14,243.16
32075	05	Trinet (Lg) W/Pt Connection	EA	\$ 18,854.00	24%	\$ 14,329.04
32076	18	Trinet (Med) W/Pt Connection	EA	\$ 17,487.00	24%	\$ 13,290.12
32077	05	Trinet (Lg) W/Pt Connect & Socket	EA	\$ 18,853.00	24%	\$ 14,328.28
32089	06	Trinet (Small) W/ Twisted Net	EA	\$ 9,739.00	24%	\$ 7,401.64
32090	18	Trinet (Medium) W/ Twisted Net	EA	\$ 16,791.00	24%	\$ 12,761.16
32091	06	Trinet (Large) W/ Twisted Net	EA	\$ 18,036.00	24%	\$ 13,707.36
32092	05	Trinet (Large) W/ Ps Connection & Twisted Net	EA	\$ 18,144.00	24%	\$ 13,789.44
32093	05	Trinet (Large) W/ Pt Connection & Twisted Net	EA	\$ 18,250.00	24%	\$ 13,870.00
32094	18	Trinet (Medium) W/ Ps Connection & Twisted Net	EA	\$ 17,016.00	24%	\$ 12,932.16
32095	18	Trinet (Medium) W/ Pt Connection & Twisted Net	EA	\$ 17,128.00	24%	\$ 13,017.28
32098	06	Twisted Net	EA	\$ 3,918.00	24%	\$ 2,977.68
32099	05	Trinet (Medium) W/ Twisted Net	EA	\$ 16,904.00	24%	\$ 12,847.04
32102	10	Spinner	EA	\$ 3,304.00	24%	\$ 2,511.04
32103	05	8' Catalyst Spiral	EA	\$ 6,962.00	24%	\$ 5,291.12
32104	05	8' Catalyst Slide - ent	EA	\$ 4,014.00	24%	\$ 3,050.64
32105	05	Helix Tower w/Slide 8'	EA	\$ 21,524.00	24%	\$ 16,358.24
32106	05	Helix Tower w/Spiral 8'	EA	\$ 24,645.00	24%	\$ 18,730.20
32107	05	Helix Tower & Slide 2 way	EA	\$ 20,820.00	24%	\$ 15,823.20
32108	05	Helix Tower 2 way /spiral	EA	\$ 23,941.00	24%	\$ 18,195.16
32109	05	Helix Tower & slide 3 way	EA	\$ 20,911.00	24%	\$ 15,892.36
32110	05	Helix Tower 3-way /spiral	EA	\$ 24,216.00	24%	\$ 18,404.16
32111	05	Helix Tower & slide 4 way	EA	\$ 19,806.00	24%	\$ 15,052.56
32112	05	Helix Tower 4 way w/spiral	EA	\$ 23,409.00	24%	\$ 17,790.84
36000	05	Bubble Climbing Wall	EA	\$ 1,954.00	24%	\$ 1,485.04
36001	05	Shapes Climbing Wall	EA	\$ 1,963.00	24%	\$ 1,491.88
36002	05	Abc Climbing Wall	EA	\$ 2,857.00	24%	\$ 2,171.32
36003	05	Ladder Climbing Wall	EA	\$ 1,202.00	24%	\$ 913.52
36004	05	Sail Climbing Wall	EA	\$ 1,280.00	24%	\$ 972.80
36005	05	Social Discs Wall	EA	\$ 1,559.00	24%	\$ 1,184.84
36006	05	Fun Seat	EA	\$ 1,330.00	24%	\$ 1,010.80
M36007	05	Ashiko & Djembe	EA	\$ 1,577.00	24%	\$ 1,198.52
36007	05	Ashiko & Djembe	EA	\$ 1,577.00	24%	\$ 1,198.52
36008	05	Rock Climbing Wall	EA	\$ 2,305.00	24%	\$ 1,751.80
36009	05	Gizmo	EA	\$ 1,034.00	24%	\$ 785.84
36010	05	Triton	EA	\$ 3,936.00	24%	\$ 2,991.36
36011	05	Worm Hole Link	EA	\$ 8,303.00	24%	\$ 6,310.28
M36011	05	Worm Hole Link	EA	\$ 8,303.00	24%	\$ 6,310.28
36012	05	Web Walk Link	EA	\$ 7,602.00	24%	\$ 5,777.52
36013	05	Rock Wall Link	EA	\$ 2,506.00	24%	\$ 1,904.56
36014	05	Arched Chain Net Link	EA	\$ 1,256.00	24%	\$ 954.56
36015	05	Pod Rocker	EA	\$ 890.00	24%	\$ 676.40

U.S. COMMUNITIES PRICE LIST 1805 PLAY EQUIPMENT

Part No.	Part Group	Item Description	Unit	Commercial Price	USC Disc't	USC Net Price
36017	05	X-Pod Step (Semi-Circle; Staggered)	EA	\$ 2,014.00	24%	\$ 1,530.64
36018	05	Wide End Balance Beam	EA	\$ 1,361.00	24%	\$ 1,034.36
36019	05	Worm Hole Attachment	EA	\$ 8,249.00	24%	\$ 6,269.24
M36019	05	Worm Hole Attachment	EA	\$ 8,249.00	24%	\$ 6,269.24
36020	05	Single Upright Support W/Step	EA	\$ 1,030.00	24%	\$ 782.80
36021	05	2 Way X-Pod Step	EA	\$ 1,186.00	24%	\$ 901.36
36022	05	90 Deg 2 Way X-Pod Step	EA	\$ 1,186.00	24%	\$ 901.36
36023	05	3 Way X-Pod Step	EA	\$ 1,226.00	24%	\$ 931.76
36024	05	90 Deg 3 Way X-Pod Step	EA	\$ 1,226.00	24%	\$ 931.76
36025	05	4 Way X-Pod Step	EA	\$ 1,302.00	24%	\$ 989.52
36026	05	Single Upright Support	EA	\$ 476.00	24%	\$ 361.76
36027	05	2 Way Upright Support Link	EA	\$ 1,175.00	24%	\$ 893.00
36028	05	Single Link Cross Beam	EA	\$ 159.00	24%	\$ 120.84
36029	05	Double Link Cross Beam	EA	\$ 199.00	24%	\$ 151.24
36030	05	Single Link Cross Beam Powerscape Plus	EA	\$ 182.00	24%	\$ 138.32
36031	05	Single Link Cross Beam Primetime 36	EA	\$ 169.00	24%	\$ 128.44
36032	05	Gathering Pod	EA	\$ 854.00	24%	\$ 649.04
36033	18	Bongos	EA	\$ 398.00	24%	\$ 302.48
36034	06	Toddle Rocker	EA	\$ 993.00	24%	\$ 754.68
36035	05	Centrix (2-5 And 5-12)	EA	\$ 786.00	24%	\$ 597.36
36036	05	Triton Support Rung	EA	\$ 233.00	24%	\$ 177.08
36037	05	Triton Support Rung With Tab	EA	\$ 268.00	24%	\$ 203.68
36038	05	3 Way X-Pod Step W/ Umbrella Canopy	EA	\$ 9,248.00	24%	\$ 7,028.48
36039	05	4 Way X-Pod Step W/ Umbrella Canopy	EA	\$ 9,340.00	24%	\$ 7,098.40
36040	05	90° 3Way Xpod Step W/Umbrella Canopy	EA	\$ 9,248.00	24%	\$ 7,028.48
36041	06	3' Xscape Zip Slide With Hdpe Insert	EA	\$ 4,675.00	24%	\$ 3,553.00
36042	18	3' Xscape Curved Zip Sl W/Hdpe Insert	EA	\$ 4,851.00	24%	\$ 3,686.76
36043	06	4' Xscape Zip Slide With Hdpe Insert	EA	\$ 5,091.00	24%	\$ 3,869.16
36044	18	5' Xscapezip Slide With Hdpe Insert	EA	\$ 5,531.00	24%	\$ 4,203.56
36045	06	3' Xscape Zip Slide	EA	\$ 4,362.00	24%	\$ 3,315.12
36046	06	3' Xscape Curved Zip Slide	EA	\$ 4,551.00	24%	\$ 3,458.76
36047	06	4' Xscape Zip Slide	EA	\$ 4,780.00	24%	\$ 3,632.80
36048	06	5' Xscape Zip Slide	EA	\$ 5,242.00	24%	\$ 3,983.92
36049	18	3' Xscape Ss Slide With Hdpe Insert	EA	\$ 5,555.00	24%	\$ 4,221.80
36050	18	4' Xscape Ss Slide With Hdpe Insert	EA	\$ 5,928.00	24%	\$ 4,505.28
36051	18	5' Xscape Ss Slide With Hdpe Insert	EA	\$ 6,672.00	24%	\$ 5,070.72
36052	18	3' Xscape Stainless Steel Slide	EA	\$ 4,869.00	24%	\$ 3,700.44
36053	18	4' Xscapestainless Steel Slide	EA	\$ 5,521.00	24%	\$ 4,195.96
36054	18	5' Xscape Stainless Steel Slide	EA	\$ 6,236.00	24%	\$ 4,739.36
36055	05	Circuit Balance	EA	\$ 4,024.00	24%	\$ 3,058.24
36056	51	Ada Xscape Swing	EA	\$ 1,275.00	3%	\$ 1,236.75
36057	51	Ada Xscape Swing Add A Bay	EA	\$ 761.00	3%	\$ 738.17
36058	15	Dramatic Play House Beige/Green Roof	EA	\$ 10,816.00	16%	\$ 9,085.44
36059	15	Nature Discovery Play House	EA	\$ 12,428.00	16%	\$ 10,439.52

U.S. COMMUNITIES PRICE LIST 1805 PLAY EQUIPMENT

Part No.	Part Group	Item Description	Unit	Commercial Price	USC Disc't	USC Net Price
36060	15	Creative Art Center	EA	\$ 10,185.00	16%	\$ 8,555.40
36061	05	Web Walk Attachment	EA	\$ 7,990.00	24%	\$ 6,072.40
36063	05	Narrow End Balance Beam	EA	\$ 1,379.00	24%	\$ 1,048.04
36064	18	Bongos	EA	\$ 561.00	24%	\$ 426.36
36065	05	Single Link Cross Beam Primetime 45.5	EA	\$ 185.00	24%	\$ 140.60
36066	05	Therapeutic Rings Link	EA	\$ 1,731.00	24%	\$ 1,315.56
36067	05	Therapeutic Rings Attachment	EA	\$ 1,674.00	24%	\$ 1,272.24
36068	05	Grip Rail Link	EA	\$ 1,412.00	24%	\$ 1,073.12
36069	05	Grip Rail Attachment	EA	\$ 1,352.00	24%	\$ 1,027.52
36070	05	Cruise Rails	EA	\$ 980.00	24%	\$ 744.80
36071	48	Belt Seat Package	EA	\$ 255.00	6%	\$ 239.70
36072	48	Enclosed Tot Seat Package	EA	\$ 317.00	6%	\$ 297.98
36073	48	Zero G Chair W/ Yellow Brace Package	EA	\$ 556.00	6%	\$ 522.64
36074	05	Stratus Lo	EA	\$ 2,558.00	24%	\$ 1,944.08
36075	05	Stratus Hi	EA	\$ 2,558.00	24%	\$ 1,944.08
36076	05	Stratus Climber	EA	\$ 2,751.00	24%	\$ 2,090.76
36078	48	Zero G Chair W/ Beige Brace Package	EA	\$ 556.00	6%	\$ 522.64
36081	05	Free Standing Wormhole	EA	\$ 8,671.00	24%	\$ 6,589.96
36082	05	Free Standing X-Pod Step	EA	\$ 716.00	24%	\$ 544.16
36083	05	Free Standing Web Walk	EA	\$ 7,931.00	24%	\$ 6,027.56
36098	51	Xscape Swing 3 1/2" X 7'	EA	\$ 1,275.00	3%	\$ 1,236.75
36099	51	Xscape Swing Add A Bay 3 1/2" X 7'	EA	\$ 761.00	3%	\$ 738.17
38000	15	The Dragonfly	EA	\$ 4,766.00	16%	\$ 4,003.44
38001	35	Inclined Web Crawler	EA	\$ 7,873.00	16%	\$ 6,613.32
38002	35	The Spider	EA	\$ 8,064.00	16%	\$ 6,773.76
38003	15	Butterfly Net	EA	\$ 13,365.00	16%	\$ 11,226.60
38004	15	Frog Climber	EA	\$ 11,856.00	16%	\$ 9,959.04
38007	15	Honeycomb (3 Cell)	EA	\$ 3,403.00	16%	\$ 2,858.52
38008	15	Honeycomb (6 Cell)	EA	\$ 6,803.00	16%	\$ 5,714.52
38009	15	Spinning Leaf Seat (Straight)	EA	\$ 694.00	16%	\$ 582.96
M38010	15	Vine Climber Low (Multi-Color)	EA	\$ 1,574.00	16%	\$ 1,322.16
38010	15	Vine Climber Low	EA	\$ 1,574.00	16%	\$ 1,322.16
M38011	15	Vine Climber High (Multi-Color)	EA	\$ 2,840.00	16%	\$ 2,385.60
38011	15	Vine Climber High	EA	\$ 2,840.00	16%	\$ 2,385.60
38012	15	Spinning Mushroom (Red)	EA	\$ 4,817.00	16%	\$ 4,046.28
38013	15	Spinning Mushroom (Green)	EA	\$ 4,817.00	16%	\$ 4,046.28
38014	15	Spinning Mushroom (Brown)	EA	\$ 4,817.00	16%	\$ 4,046.28
38015	54	Nature Curbs	EA	\$ 100.00	9%	\$ 91.00
38016	54	Nature Curbs Adapter Left	EA	\$ 75.00	9%	\$ 68.25
38017	54	Nature Curbs Adapter Right	EA	\$ 75.00	9%	\$ 68.25
38018	15	Flower Talk Tube	EA	\$ 622.00	16%	\$ 522.48
38019	15	Small Tree	EA	\$ 2,440.00	16%	\$ 2,049.60
38020	15	Rockin Robin	EA	\$ 3,110.00	16%	\$ 2,612.40
38021	52	Butterflies Fun Facts	EA	\$ 896.00	16%	\$ 752.64

U.S. COMMUNITIES PRICE LIST 1805 PLAY EQUIPMENT

Part No.	Part Group	Item Description	Unit	Commercial Price	USC Disc't	USC Net Price
38022	49	Ants Fun Facts	EA	\$ 896.00	16%	\$ 752.64
38023	52	Bees Fun Facts	EA	\$ 896.00	16%	\$ 752.64
38024	52	Pond Fun Facts	EA	\$ 896.00	16%	\$ 752.64
38025	49	Tree Dwellers Fun Facts	EA	\$ 896.00	16%	\$ 752.64
38026	48	Spiders Fun Facts	EA	\$ 896.00	6%	\$ 842.24
38027	49	Welcome Sign	EA	\$ 896.00	16%	\$ 752.64
38028	54	Way Find Sign	EA	\$ 159.00	9%	\$ 144.69
38029	15	Turtle Spinner	EA	\$ 677.00	16%	\$ 568.68
38030	15	Spider Spinner (Straight)	EA	\$ 693.00	16%	\$ 582.12
38031	15	Large Tree	EA	\$ 2,737.00	16%	\$ 2,299.08
38043	15	Nature Bench	EA	\$ 1,513.00	16%	\$ 1,270.92
38044	15	Caterpillar	EA	\$ 8,204.00	16%	\$ 6,891.36
38045	15	Chrysalis Spinner	EA	\$ 3,996.00	16%	\$ 3,356.64
38049	52	Trees Fun Facts	EA	\$ 896.00	16%	\$ 752.64
38050	52	Leaves Fun Facts	EA	\$ 896.00	16%	\$ 752.64
38051	42	Mushrooms Fun Facts	EA	\$ 896.00	16%	\$ 752.64
38052	54	Animal Trackers - River	EA	\$ 2,075.00	9%	\$ 1,888.25
38053	52	Animal Trackers - Forest	EA	\$ 1,877.00	16%	\$ 1,576.68
38054	15	Nature Bike Rack	EA	\$ 342.00	16%	\$ 287.28
38055	15	Spinning Leaf Seat (Tilted)	EA	\$ 694.00	16%	\$ 582.96
38056	15	Spider Spinner (Tilted)	EA	\$ 693.00	16%	\$ 582.12
38059	54	Bird Fun Facts	EA	\$ 896.00	9%	\$ 815.36
38060	49	Habitats Fun Facts	EA	\$ 896.00	16%	\$ 752.64
38062	54	Rocks Fun Facts	EA	\$ 896.00	9%	\$ 815.36
38063	51	Bugs Fun Facts	EA	\$ 896.00	3%	\$ 869.12
38064	54	Custom Trail Map Sign	EA	\$ 1,519.00	9%	\$ 1,382.29
38065	15	Large Nature Bike Rack	EA	\$ 446.00	16%	\$ 374.64
38066	52	Sounds Of Water Panel	EA	\$ 2,183.00	16%	\$ 1,833.72
38100	54	Ant Hill	EA	\$ 9,458.00	9%	\$ 8,606.78
38101	51	Ant On Leaf	EA	\$ 3,359.00	3%	\$ 3,258.23
38103	54	Fossil Find Sand Table	EA	\$ 4,204.00	9%	\$ 3,825.64
38104	48	Ant Stepping Stones	EA	\$ 114.00	6%	\$ 107.16
38106	52	Bee On Flower	EA	\$ 4,676.00	16%	\$ 3,927.84
38108	54	Bee Stepping Stones	EA	\$ 117.00	9%	\$ 106.47
38109	70	Large Mushroom Red	EA	\$ 567.00	3%	\$ 549.99
38109L	54	Large Mushroom Red W/Label	EA	\$ 570.00	9%	\$ 518.70
38110	70	Small Mushroom Red	EA	\$ 478.00	3%	\$ 463.66
38110L	54	Small Mushroom -Red W/Label	EA	\$ 483.00	9%	\$ 439.53
38111	51	Tree Stump	EA	\$ 600.00	3%	\$ 582.00
38111L	54	Tree Stump	EA	\$ 598.00	9%	\$ 544.18
38112	54	Log Crawl Thru	EA	\$ 5,369.00	9%	\$ 4,885.79
38113	54	Talking Stump	EA	\$ 1,832.00	9%	\$ 1,667.12
38114	48	Spider Stepping Stones	EA	\$ 114.00	6%	\$ 107.16
38115	51	Tree Swing	EA	\$ 6,280.00	3%	\$ 6,091.60

U.S. COMMUNITIES PRICE LIST 1805 PLAY EQUIPMENT

Part No.	Part Group	Item Description	Unit	Commercial Price	USC Disc't	USC Net Price
38203	48	Lily Pads	EA	\$ 100.00	6%	\$ 94.00
38205	35	Whirlin' Robin	EA	\$ 3,909.00	16%	\$ 3,283.56
38206	54	Ant With Legs (Inground)	EA	\$ 2,870.00	9%	\$ 2,611.70
38207	54	Ant With Legs (Surface Mount)	EA	\$ 2,380.00	9%	\$ 2,165.80
38208	15	Cattail Spinner	EA	\$ 2,304.00	16%	\$ 1,935.36
38209	48	Pond Life Trash Receptacle	EA	\$ 1,056.00	6%	\$ 992.64
38210	48	Leaf Trash Receptacle	EA	\$ 1,027.00	6%	\$ 965.38
38211	48	Bug Trash Receptacle	EA	\$ 1,035.00	6%	\$ 972.90
38212	51	Pond Bench	EA	\$ 749.00	3%	\$ 726.53
38213	48	Leaf Bench	EA	\$ 745.00	6%	\$ 700.30
38214	51	Bug Bench	EA	\$ 745.00	3%	\$ 722.65
38215	54	Bee With Legs (Inground)	EA	\$ 2,870.00	9%	\$ 2,611.70
38216	54	Bee With Legs (Surface Mount)	EA	\$ 2,380.00	9%	\$ 2,165.80
38217	15	Flower Talk Tube Ground Level 2-5	EA	\$ 576.00	16%	\$ 483.84
38218	70	Small Brown Mushroom	EA	\$ 478.00	3%	\$ 463.66
38218L	51	Small Mushroom - Brown W/Label	EA	\$ 483.00	3%	\$ 468.51
38219	70	Large Mushroom Brown	EA	\$ 567.00	3%	\$ 549.99
38219L	54	Large Mushroom Brown W/Label	EA	\$ 570.00	9%	\$ 518.70
38220	70	Flower Yellow Petals	EA	\$ 478.00	3%	\$ 463.66
38220L	54	Flower Yellow Petals W/Label	EA	\$ 483.00	9%	\$ 439.53
38221	70	Flower Blue Petals	EA	\$ 478.00	3%	\$ 463.66
38221L	54	Flower Blue Petals W/Label	EA	\$ 483.00	9%	\$ 439.53
38222	70	Flower Red Petals	EA	\$ 478.00	3%	\$ 463.66
38222L	54	Flower Red Petals W/Label	EA	\$ 483.00	9%	\$ 439.53
38223	48	Tree Stump Table	EA	\$ 677.00	6%	\$ 636.38
38223L	52	Tree Stump Table W/Label	EA	\$ 677.00	16%	\$ 568.68
M38224	15	Clown Fish	EA	\$ 3,891.00	16%	\$ 3,268.44
38224	15	Clown Fish	EA	\$ 3,891.00	16%	\$ 3,268.44
38225	52	Hopper Rock	EA	\$ 777.00	16%	\$ 652.68
38226	52	Dome Boulder	EA	\$ 2,756.00	16%	\$ 2,315.04
38227	49	Square Boulder	EA	\$ 3,119.00	16%	\$ 2,619.96
38228	49	Plateau Boulder	EA	\$ 2,996.00	16%	\$ 2,516.64
38229	42	Pinnacle Boulder	EA	\$ 4,393.00	16%	\$ 3,690.12
38230	48	Log Balance Beam	EA	\$ 2,213.00	6%	\$ 2,080.22
38231	48	Split Log Bench	EA	\$ 1,996.00	6%	\$ 1,876.24
38232	46	Story Teller'S Chair	EA	\$ 2,481.00	16%	\$ 2,084.04
38233	48	Forked Balance Beam	EA	\$ 3,183.00	6%	\$ 2,992.02
39000	15	Tot'S Bongos	EA	\$ 447.00	16%	\$ 375.48
39001	15	Tot'S Toddle Rocker	EA	\$ 909.00	16%	\$ 763.56
39002	15	Tot'S Crawl Tube	EA	\$ 892.00	16%	\$ 749.28
39003	15	Tot'S 4-Way Crawl Tube	EA	\$ 1,923.00	16%	\$ 1,615.32
39004	15	Nature Discovery Table	EA	\$ 891.00	16%	\$ 748.44
39005	46	Tot'S Thunderring	EA	\$ 309.00	16%	\$ 259.56
39006	15	Babble Flower	EA	\$ 487.00	16%	\$ 409.08

U.S. COMMUNITIES PRICE LIST 1805 PLAY EQUIPMENT

Part No.	Part Group	Item Description	Unit	Commercial Price	USC Disc't	USC Net Price
39007	35	Garden Planter	EA	\$ 525.00	16%	\$ 441.00
39008	15	Tot'S Gizmos	EA	\$ 1,266.00	16%	\$ 1,063.44
39009	15	Tot'S Lo Stratus Climber	EA	\$ 2,444.00	16%	\$ 2,052.96
39010	15	Tot'S Hi Stratus Climber	EA	\$ 2,444.00	16%	\$ 2,052.96
39011	52	Tot'S Stock Car	EA	\$ 1,181.00	16%	\$ 992.04
39012	15	Tot'S Leaf	EA	\$ 333.00	16%	\$ 279.72
39013	15	Tot'S Turtle	EA	\$ 347.00	16%	\$ 291.48
39014	15	Tot'S Spider	EA	\$ 390.00	16%	\$ 327.60
39015	46	Small Conifer	EA	\$ 1,259.00	16%	\$ 1,057.56
39016	46	Medium Conifer	EA	\$ 2,091.00	16%	\$ 1,756.44
39017	46	Large Conifer	EA	\$ 2,923.00	16%	\$ 2,455.32
39018	15	Tot'S Gathering Pod	EA	\$ 872.00	16%	\$ 732.48
H90268	05	10' Upright, Hw	EA	\$ 625.00	24%	\$ 475.00
80000	05	49" Sq Punched Steel Deck	EA	\$ 1,144.00	24%	\$ 869.44
80001	05	49"Tri Punched Steel Deck	EA	\$ 678.00	24%	\$ 515.28
G80010	05	3' Upright Assmby(Galv)	EA	\$ 154.00	24%	\$ 117.04
80010	05	3' Upright Assmby(Alum)	EA	\$ 150.00	24%	\$ 114.00
G80011	05	4' Upright Assembly (Galv)	EA	\$ 191.00	24%	\$ 145.16
H80011	05	4' Upright Assembly (Hvy)	EA	\$ 320.00	24%	\$ 243.20
80011	05	4' Upright Assembly(Alum)	EA	\$ 186.00	24%	\$ 141.36
G80012	05	5' Upright Assembly (Galv)	EA	\$ 228.00	24%	\$ 173.28
H80012	05	5' Upright Assembly (Hvy)	EA	\$ 371.00	24%	\$ 281.96
80012	05	5' Upright Assembly (Alum)	EA	\$ 221.00	24%	\$ 167.96
G80013	05	6' Upright Assembly (Galv)	EA	\$ 265.00	24%	\$ 201.40
H80013	05	6' Upright Assembly (Hvy)	EA	\$ 422.00	24%	\$ 320.72
80013	05	6' Upright Assembly (Alum)	EA	\$ 257.00	24%	\$ 195.32
G80014	05	7' Upright Assembly (Galv)	EA	\$ 302.00	24%	\$ 229.52
H80014	05	7' Upright Assembly (Hvy)	EA	\$ 473.00	24%	\$ 359.48
80014	05	7' Upright Assembly (Alum)	EA	\$ 293.00	24%	\$ 222.68
G80015	05	8' Upright Assembly (Galv)	EA	\$ 340.00	24%	\$ 258.40
H80015	05	8' Upright Assembly (Hvy)	EA	\$ 523.00	24%	\$ 397.48
80015	05	8' Upright Assembly (Alum)	EA	\$ 328.00	24%	\$ 249.28
G80016	05	9' Upright Assembly (Galv)	EA	\$ 377.00	24%	\$ 286.52
H80016	05	9' Upright Assembly (Hvy)	EA	\$ 574.00	24%	\$ 436.24
80016	05	9' Upright Assembly (Alum)	EA	\$ 364.00	24%	\$ 276.64
G80017	05	10' Upright Assembly (Galv)	EA	\$ 414.00	24%	\$ 314.64
H80017	05	10' Upright Assy (Hvy)	EA	\$ 625.00	24%	\$ 475.00
80017	05	10' Upright Assembly (Alum)	EA	\$ 399.00	24%	\$ 303.24
G80018	05	11' Upright Assembly (Galv)	EA	\$ 451.00	24%	\$ 342.76
H80018	05	11' Upright Assy (Hvy)	EA	\$ 675.00	24%	\$ 513.00
80018	05	11' Upright Assembly (Alum)	EA	\$ 435.00	24%	\$ 330.60
G80019	05	12' Upright Assembly (Galv)	EA	\$ 488.00	24%	\$ 370.88
H80019	05	12' Upright Assy (Hvy)	EA	\$ 726.00	24%	\$ 551.76
80019	05	12' Upright Assembly (Alum)	EA	\$ 471.00	24%	\$ 357.96

U.S. COMMUNITIES PRICE LIST 1805 PLAY EQUIPMENT

Part No.	Part Group	Item Description	Unit	Commercial Price	USC Disc't	USC Net Price
G80020	05	13' Upright Assembly (Galv)	EA	\$ 526.00	24%	\$ 399.76
H80020	05	13' Upright Assy (Hvy)	EA	\$ 777.00	24%	\$ 590.52
80020	05	13' Upright Assembly (Alum)	EA	\$ 506.00	24%	\$ 384.56
G80021	05	14' Upright Assembly (Galv)	EA	\$ 563.00	24%	\$ 427.88
H80021	05	14' Upright Assy(7Ga Galv)	EA	\$ 828.00	24%	\$ 629.28
80021	05	14' Upright Assembly (Alum)	EA	\$ 542.00	24%	\$ 411.92
G80022	05	15' Upright Assembly (Galv)	EA	\$ 600.00	24%	\$ 456.00
H80022	05	15' Upright Assy(7Ga Galv)	EA	\$ 878.00	24%	\$ 667.28
80022	05	15' Upright Assembly (Alum)	EA	\$ 577.00	24%	\$ 438.52
80024	18	Plastic Square Deck Cedar	EA	\$ 1,694.00	24%	\$ 1,287.44
80025	05	Plastic Tri Deck Cedar	EA	\$ 1,390.00	24%	\$ 1,056.40
80076	05	Deck Flat Cap Pkg	EA	\$ 62.00	24%	\$ 47.12
80077	05	P/S + Maintenance Kit	EA	\$ 232.00	24%	\$ 176.32
80078	05	6"Stepped Platform	EA	\$ 1,410.00	24%	\$ 1,071.60
80082	05	Slide Transfer	EA	\$ 1,347.00	24%	\$ 1,023.72
80100	05	Noodle Top	EA	\$ 339.00	24%	\$ 257.64
80101	05	Arch	EA	\$ 651.00	24%	\$ 494.76
80102	05	Custom Text Arch Panel	EA	\$ 1,694.00	24%	\$ 1,287.44
80104	05	Perf Metal Roof	EA	\$ 2,398.00	24%	\$ 1,822.48
80105	05	Perf Metal Roof Extension	EA	\$ 1,496.00	24%	\$ 1,136.96
80109	06	Perf Metal Peaked Roof	EA	\$ 3,896.00	24%	\$ 2,960.96
80110	06	Recycled Slat Peaked Roof	EA	\$ 3,586.00	24%	\$ 2,725.36
80116	05	Dome Roof	EA	\$ 914.00	24%	\$ 694.64
M80119	05	Hexadome Roof	EA	\$ 3,822.00	24%	\$ 2,904.72
80119	05	Hexadome Roof	EA	\$ 3,822.00	24%	\$ 2,904.72
80144	05	Custom Mascot Arch Panel	EA	\$ 2,169.00	24%	\$ 1,648.44
80152	06	Medieval Flag Decal	EA	\$ 144.00	24%	\$ 109.44
80154	06	Marine Flag Decal	EA	\$ 144.00	24%	\$ 109.44
80166	05	Roof Ext 24" W/Insert	EA	\$ 156.00	24%	\$ 118.56
80167	05	Roof Ext 24" W/Rivet	EA	\$ 131.00	24%	\$ 99.56
80168	05	Roof Ext 36" W/Rivet	EA	\$ 173.00	24%	\$ 131.48
80174	18	20' Sunblox Sail Roof	EA	\$ 13,895.00	24%	\$ 10,560.20
80176	10	14' Sunblox Sail Roof	EA	\$ 11,803.00	24%	\$ 8,970.28
80180	05	Sail Roof	EA	\$ 449.00	24%	\$ 341.24
G80183	05	Sail Roof Extensions	EA	\$ 165.00	24%	\$ 125.40
80183	06	Sail Roof Extensions	EA	\$ 162.00	24%	\$ 123.12
M80184	05	Quad Sail	EA	\$ 1,773.00	24%	\$ 1,347.48
80184	05	Quad Sail	EA	\$ 1,773.00	24%	\$ 1,347.48
M80185	05	Tri Sail	EA	\$ 1,330.00	24%	\$ 1,010.80
80185	05	Tri Sail	EA	\$ 1,330.00	24%	\$ 1,010.80
M80186	05	Hex Sail	EA	\$ 2,656.00	24%	\$ 2,018.56
80186	05	Hex Sail	EA	\$ 2,656.00	24%	\$ 2,018.56
80187	05	Shingle Roof	EA	\$ 1,276.00	24%	\$ 969.76
80188	05	Slate Roof	EA	\$ 1,276.00	24%	\$ 969.76

U.S. COMMUNITIES PRICE LIST 1805 PLAY EQUIPMENT

Part No.	Part Group	Item Description	Unit	Commercial Price	USC Disc't	USC Net Price
80189	06	Timber Decor Square Peak Roof	EA	\$ 5,306.00	24%	\$ 4,032.56
80191	06	Timber Decor Hexag Peak Roof	EA	\$ 7,833.00	24%	\$ 5,953.08
80192	18	Sunblox Umbrella Canopy	EA	\$ 5,600.00	24%	\$ 4,256.00
80193	06	Sunblox Square Canopy	EA	\$ 9,017.00	24%	\$ 6,852.92
80194	06	Sunblox Hex Canopy	EA	\$ 12,943.00	24%	\$ 9,836.68
80195	05	Leaf Topper	EA	\$ 336.00	24%	\$ 255.36
M80196	05	Double Leaf Topper	EA	\$ 669.00	24%	\$ 508.44
80196	05	Double Leaf Topper	EA	\$ 669.00	24%	\$ 508.44
80198	05	Conifer Post Topper	EA	\$ 406.00	24%	\$ 308.56
80199	05	Leaf Topper Extension	EA	\$ 306.00	24%	\$ 232.56
80200	05	Double Leaf Topper Extension	EA	\$ 327.00	24%	\$ 248.52
80202	06	Tin Roof Cross Gable	EA	\$ 2,950.00	24%	\$ 2,242.00
80203	06	Tin Roof Gable	EA	\$ 2,239.00	24%	\$ 1,701.64
80204	05	Tin Roof End Gable	EA	\$ 1,524.00	24%	\$ 1,158.24
80205	05	Tin Roof Gable Filler	EA	\$ 1,053.00	24%	\$ 800.28
80206	06	Tin Roof Hex	EA	\$ 4,071.00	24%	\$ 3,093.96
80207	06	Tin Roof Octagonal	EA	\$ 5,819.00	24%	\$ 4,422.44
80208	06	Tin Roof 4 Wide Tri	EA	\$ 3,692.00	24%	\$ 2,805.92
80210	05	Tin Roof 4 Square	EA	\$ 6,742.00	24%	\$ 5,123.92
80211	05	Tin Roof Wide Pentagonal	EA	\$ 3,309.00	24%	\$ 2,514.84
80420	06	Ribbon Wall Climber Link	EA	\$ 8,112.00	24%	\$ 6,165.12
80422	06	S Wall Climber Link	EA	\$ 5,551.00	24%	\$ 4,218.76
80426	05	6'Cosmix Climber, Kidcourse	EA	\$ 1,243.00	24%	\$ 944.68
80427	15	8'Cosmix Climber, Kidcourse	EA	\$ 1,242.00	16%	\$ 1,043.28
80429	15	Poly Climbing Wall, Kidcourse	EA	\$ 2,033.00	16%	\$ 1,707.72
80430	05	Sky Bridge Hanging Beam	EA	\$ 5,000.00	24%	\$ 3,800.00
80433	05	Side Stepper-Db'l Up	EA	\$ 933.00	24%	\$ 709.08
80434	05	Side Stepper Db'l Down	EA	\$ 933.00	24%	\$ 709.08
80465	06	Spider Web	EA	\$ 2,953.00	24%	\$ 2,244.28
80466	18	Hammock	EA	\$ 3,629.00	24%	\$ 2,758.04
80467	06	Rope Walk	EA	\$ 2,228.00	24%	\$ 1,693.28
80468	06	Web Wall	EA	\$ 1,983.00	24%	\$ 1,507.08
80471	18	Spider Web	EA	\$ 2,823.00	24%	\$ 2,145.48
80472	06	Web Wall	EA	\$ 2,114.00	24%	\$ 1,606.64
80473	35	Spider Web, Freestanding	EA	\$ 3,710.00	16%	\$ 3,116.40
80474	35	Hammock, Freestanding	EA	\$ 4,274.00	16%	\$ 3,590.16
80475	35	Rope Walk, Freestanding	EA	\$ 2,530.00	16%	\$ 2,125.20
80476	35	Web Wall, Freestanding	EA	\$ 2,651.00	16%	\$ 2,226.84
80601	05	1'-6"Entrance Barrier	EA	\$ 371.00	24%	\$ 281.96
80602	05	2'-0"Entrance Barrier	EA	\$ 397.00	24%	\$ 301.72
80603	05	2'-6"Entrance Barrier	EA	\$ 422.00	24%	\$ 320.72
80604	05	3'-0"Entrance Barrier	EA	\$ 448.00	24%	\$ 340.48
80605	05	3'-6"Entrance Barrier	EA	\$ 475.00	24%	\$ 361.00
80606	05	1'-6" Rung Deck Filler	EA	\$ 476.00	24%	\$ 361.76

U.S. COMMUNITIES PRICE LIST 1805 PLAY EQUIPMENT

Part No.	Part Group	Item Description	Unit	Commercial Price	USC Disc't	USC Net Price
80607	05	2'-0" Rung Deck Filler	EA	\$ 510.00	24%	\$ 387.60
80608	05	2'-6" Rung Deck Filler	EA	\$ 545.00	24%	\$ 391.40
80609	05	3'-0" Rung Deck Filler	EA	\$ 582.00	24%	\$ 417.24
80610	05	3'-6" Rung Deck Filler	EA	\$ 616.00	24%	\$ 442.32
80612	05	Deck Curb	EA	\$ 161.00	24%	\$ 122.36
80627	05	Vertical Climber	EA	\$ 430.00	24%	\$ 326.80
80656	05	Access Attachment 3' & 4'	EA	\$ 612.00	24%	\$ 465.12
80657	05	Access Attachment 5'	EA	\$ 638.00	24%	\$ 484.88
80676	05	Access Dragon	EA	\$ 5,890.00	24%	\$ 4,476.40
80685	05	Accessible Trans Step Pkg	EA	\$ 1,027.00	24%	\$ 780.52
80686	05	Handhold/Kickplate Pkg	EA	\$ 524.00	24%	\$ 398.24
80687	05	Handhold/Kick Plate Pkg	EA	\$ 377.00	24%	\$ 286.52
80688	05	2' Tri Transfer Platform	EA	\$ 1,858.00	24%	\$ 1,412.08
80689	05	Handhold Package	EA	\$ 162.00	24%	\$ 123.12
80690	05	6" Accessible Step	EA	\$ 966.00	24%	\$ 734.16
80691	05	90 Deg Caterpillar Attach	EA	\$ 2,096.00	24%	\$ 1,592.96
80692	05	Inchworm Climber Attach	EA	\$ 2,062.00	24%	\$ 1,567.12
80699	05	Spiral Stairs	EA	\$ 3,252.00	24%	\$ 2,471.52
M80703	05	2' Crawl Tube W/Spy Holes	EA	\$ 1,280.00	24%	\$ 972.80
80703	05	2' Crawl Tube W/Spy Holes	EA	\$ 1,280.00	24%	\$ 972.80
M80704	05	90Deg Crawl Tube W/Spy	EA	\$ 1,465.00	24%	\$ 1,113.40
80704	05	90 Deg Crawl Tube W/Spy	EA	\$ 1,465.00	24%	\$ 1,113.40
M80705	05	Lcrawl Tube	EA	\$ 2,212.00	24%	\$ 1,681.12
80705	05	Lcrawl Tube	EA	\$ 2,212.00	24%	\$ 1,681.12
M80708	05	Crawl Tube Attachment	EA	\$ 1,125.00	24%	\$ 855.00
80708	05	Crawl Tube Attachment	EA	\$ 1,125.00	24%	\$ 855.00
M80709	05	180Deg Crawl Tube	EA	\$ 2,283.00	24%	\$ 1,735.08
80709	05	180 Deg Crawl Tube	EA	\$ 2,283.00	24%	\$ 1,735.08
M80710	05	4' Clear Crawl Tube	EA	\$ 2,792.00	24%	\$ 2,121.92
80710	05	4' Clear Crawl Tube	EA	\$ 2,792.00	24%	\$ 2,121.92
M80711	05	8' Clear Crawl Tube	EA	\$ 4,836.00	24%	\$ 3,675.36
80711	05	8' Clear Crawl Tube	EA	\$ 4,836.00	24%	\$ 3,675.36
M80718	05	Boomerang Crawl Tube	EA	\$ 3,212.00	24%	\$ 2,441.12
80718	05	Boomerang Crawl Tube	EA	\$ 3,212.00	24%	\$ 2,441.12
M80719	05	Big Dipper Crawl Tube	EA	\$ 2,022.00	24%	\$ 1,536.72
80719	05	Big Dipper Crawl Tube	EA	\$ 2,022.00	24%	\$ 1,536.72
M80720	05	Down Under Crawl Tube	EA	\$ 4,028.00	24%	\$ 3,061.28
80720	05	Down Under Crawl Tube	EA	\$ 4,028.00	24%	\$ 3,061.28
M80724	05	4-Way Crawl Tube	EA	\$ 3,356.00	24%	\$ 2,550.56
80724	05	4-Way Crawl Tube	EA	\$ 3,356.00	24%	\$ 2,550.56
M80725	05	Criss-Cross Crawl Tube	EA	\$ 5,554.00	24%	\$ 4,221.04
80725	05	Criss Cross Crawl Tube	EA	\$ 5,554.00	24%	\$ 4,221.04
M80726	05	Dbl Down Under Crawl Tube	EA	\$ 4,876.00	24%	\$ 3,705.76
80726	05	Double Down Under Crawl Tube	EA	\$ 4,876.00	24%	\$ 3,705.76

U.S. COMMUNITIES PRICE LIST 1805 PLAY EQUIPMENT

Part No.	Part Group	Item Description	Unit	Commercial Price	USC Disc't	USC Net Price
80727	05	Zig Zag Crawl Tube	EA	\$ 4,716.00	24%	\$ 3,584.16
80729	06	12"Stepped Platform	EA	\$ 1,545.00	24%	\$ 1,174.20
80820	05	Balustrade Encl	EA	\$ 1,114.00	24%	\$ 846.64
80831	05	Mini Bus Panel	EA	\$ 1,021.00	24%	\$ 775.96
80833	05	Round Mirror Panel Encl	EA	\$ 1,342.00	24%	\$ 1,019.92
80835	05	Zoo Panel Encl	EA	\$ 910.00	24%	\$ 691.60
80881	05	Thespian Theater Panel	EA	\$ 1,974.00	24%	\$ 1,500.24
80924	05	Double Seat	EA	\$ 631.00	24%	\$ 479.56
80925	05	Leaning Rail	EA	\$ 249.00	24%	\$ 189.24
80930	05	Gizmo Panel - 5 Gizmos	EA	\$ 623.00	24%	\$ 473.48
80931	05	Single Gizmo Panel	EA	\$ 289.00	24%	\$ 219.64
80932	05	Gizmo Panel Ada - 3 Gizmos Bel Dk	EA	\$ 503.00	24%	\$ 382.28
80936	05	Choo Choo Panel	EA	\$ 927.00	24%	\$ 704.52
80942	05	Crawl-Thru Panel	EA	\$ 477.00	24%	\$ 362.52
80948	05	Custom Fiberglass Arch Panel 1 Sided	EA	\$ 3,327.00	24%	\$ 2,528.52
80954	05	Custom Fiberglass Arch Panel 2 Sided	EA	\$ 3,731.00	24%	\$ 2,835.56
80968	05	Schooner Sail	EA	\$ 1,092.00	24%	\$ 829.92
80969	05	Schooner Sail & Crows Nest	EA	\$ 1,362.00	24%	\$ 1,035.12
80970	05	Schooner Bow	EA	\$ 3,215.00	24%	\$ 2,443.40
80986	18	Car Half Panel	EA	\$ 2,465.00	24%	\$ 1,873.40
80987	06	Truck Half Panel	EA	\$ 3,077.00	24%	\$ 2,338.52
80988	05	Train Half Panel	EA	\$ 3,077.00	24%	\$ 2,338.52
80989	06	Farm Animals Half Panel	EA	\$ 2,464.00	24%	\$ 1,872.64
81121	05	Sky Bridge	EA	\$ 8,619.00	24%	\$ 6,550.44
81144	05	Mini Pod Link, Sgl	EA	\$ 961.00	24%	\$ 730.36
81145	05	Mini Pod Link, Dbl	EA	\$ 2,233.00	24%	\$ 1,697.08
81146	05	Inclined Mini Pod Link 1' - 2'-6"	EA	\$ 1,009.00	24%	\$ 766.84
81147	05	Inclined Mini Pod Link 1' Thru 3'	EA	\$ 2,240.00	24%	\$ 1,702.40
81148	05	'S' Mini Pod Link, Trpl	EA	\$ 2,258.00	24%	\$ 1,716.08
81463	05	Oset Horiz Ladder Link	EA	\$ 848.00	24%	\$ 644.48
81468	05	Shoriz Ladder Link	EA	\$ 746.00	24%	\$ 566.96
81473	05	Horiz Ladder Link 98"	EA	\$ 704.00	24%	\$ 535.04
81478	05	Horiz Ladder Link 147"	EA	\$ 885.00	24%	\$ 672.60
81483	18	90 Deg Loop Ladder Link	EA	\$ 820.00	24%	\$ 623.20
81488	06	Shoriz Loop Lad Link 98	EA	\$ 807.00	24%	\$ 613.32
81493	05	Rev 'S' Loop Ladder Link 98"	EA	\$ 841.00	24%	\$ 639.16
81497	05	3'-0"Loop Climb Att Rev	EA	\$ 2,867.00	24%	\$ 2,178.92
81499	06	2'-6"/3'-0"Loop Climber Rev	EA	\$ 2,352.00	24%	\$ 1,787.52
81510	05	Horiz Loop Lad Link 98"Lk	EA	\$ 773.00	24%	\$ 587.48
81515	05	Horiz Loop Lad Link 147"	EA	\$ 975.00	24%	\$ 741.00
81520	05	Horizontal Rail Link 98"	EA	\$ 571.00	24%	\$ 433.96
81525	05	Horizontal Rail Link 147"	EA	\$ 731.00	24%	\$ 555.56
81530	05	Overhead Tree Climber Lnk	EA	\$ 706.00	24%	\$ 536.56
M81535	06	Skywheel Link	EA	\$ 1,859.00	24%	\$ 1,412.84

U.S. COMMUNITIES PRICE LIST 1805 PLAY EQUIPMENT

Part No.	Part Group	Item Description	Unit	Commercial Price	USC Disc't	USC Net Price
81535	06	Skywheel Link	EA	\$ 1,859.00	24%	\$ 1,412.84
81540	05	Swing-N-Sway Link	EA	\$ 1,388.00	24%	\$ 1,054.88
81550	06	3'-0"90Deg Trapeze Ring	EA	\$ 1,275.00	24%	\$ 969.00
81555	05	Single Trapeze Link 98"	EA	\$ 1,196.00	24%	\$ 908.96
81560	06	Double Trapeze Link 98"	EA	\$ 1,991.00	24%	\$ 1,513.16
81565	05	S Trapeze Ladder Link	EA	\$ 1,572.00	24%	\$ 1,194.72
81570	06	1'6"Wld Gos Loop Ldr Atch	EA	\$ 1,686.00	24%	\$ 1,281.36
81571	06	2'0"Wld Gos Loop Ldr Atch	EA	\$ 1,736.00	24%	\$ 1,319.36
81572	06	2'6"Wld Gos Loop Ldr Atch	EA	\$ 1,788.00	24%	\$ 1,358.88
81573	06	3'0"Wld Gos Loop Ldr Atch	EA	\$ 1,856.00	24%	\$ 1,410.56
81574	10	Criss-Cross Loop Ladder	EA	\$ 2,139.00	24%	\$ 1,625.64
81581	05	1-6&2'Wild Goose Loop Lk	EA	\$ 4,349.00	24%	\$ 3,305.24
81582	06	2-6&3'Wild Goose Loop Lk	EA	\$ 4,408.00	24%	\$ 3,350.08
81583	06	Sgl Sky Bridge Loop Climb	EA	\$ 778.00	24%	\$ 591.28
81584	06	Sgl Sky Bridge Trapeze	EA	\$ 1,387.00	24%	\$ 1,054.12
M81587	05	Skywheel Attachment	EA	\$ 1,233.00	24%	\$ 937.08
81587	05	Skywheel Attachment	EA	\$ 1,233.00	24%	\$ 937.08
81593	06	Ladder Loop Link	EA	\$ 1,343.00	24%	\$ 1,020.68
81598	51	Powerscape Swing 5" X 8'	EA	\$ 1,864.00	3%	\$ 1,808.08
81599	51	Powerscape Swing Add A Bay 5" X 8'	EA	\$ 1,120.00	3%	\$ 1,086.40
81651	05	Dip Station	EA	\$ 497.00	24%	\$ 377.72
G81652	05	Ship'S Bow	EA	\$ 2,657.00	24%	\$ 2,019.32
81654	05	Cargo Net Wall-Single	EA	\$ 895.00	24%	\$ 680.20
81655	05	Cargo Net Wall-Double	EA	\$ 1,602.00	24%	\$ 1,217.52
81656	05	1-Level Chin Bar	EA	\$ 167.00	24%	\$ 126.92
81657	05	2-Level Chin Bar	EA	\$ 336.00	24%	\$ 255.36
81658	05	3-Level Chin Bar	EA	\$ 503.00	24%	\$ 382.28
81660	05	Track Ride 3-Deck Span	EA	\$ 2,388.00	24%	\$ 1,814.88
81661	05	Track Ride 4-Deck Span	EA	\$ 2,696.00	24%	\$ 2,048.96
81664	05	Single Thunderring	EA	\$ 313.00	24%	\$ 237.88
81665	05	Seat And Table For Two	EA	\$ 1,105.00	24%	\$ 839.80
81666	05	Fun Seat	EA	\$ 287.00	24%	\$ 218.12
81667	05	Ship'S Wheel	EA	\$ 568.00	24%	\$ 431.68
81668	05	Nature Discovery Table	EA	\$ 1,568.00	24%	\$ 1,191.68
81669	05	Hand Cyclcr	EA	\$ 703.00	24%	\$ 534.28
81670	05	Crunch Bar	EA	\$ 93.00	24%	\$ 70.68
81671	05	2-5 Age Appropriate Sign	EA	\$ 156.00	24%	\$ 118.56
81672	05	5-12 Age Appropriate Sign	EA	\$ 147.00	24%	\$ 111.72
81675	18	6"-2'-0"Talk Tube	EA	\$ 477.00	24%	\$ 362.52
81676	05	2'-6"-3'-6"Talk Tube	EA	\$ 695.00	24%	\$ 528.20
81677	05	4'-0"-5'-0"Talk Tube	EA	\$ 749.00	24%	\$ 569.24
81678	05	5'-6"-7'-6"Talk Tube	EA	\$ 804.00	24%	\$ 611.04
81679	05	Ground Level Talk Tube	EA	\$ 481.00	24%	\$ 365.56
81680	05	Single Seat	EA	\$ 303.00	24%	\$ 230.28

U.S. COMMUNITIES PRICE LIST 1805 PLAY EQUIPMENT

Part No.	Part Group	Item Description	Unit	Commercial Price	USC Disc't	USC Net Price
81681	05	Turning Bar	EA	\$ 208.00	24%	\$ 158.08
81684	05	Telescope Upright Attachment	EA	\$ 777.00	24%	\$ 590.52
81685	05	Kaleidoscope Upright Attachment	EA	\$ 855.00	24%	\$ 649.80
81686	05	Locomotive	EA	\$ 12,641.00	24%	\$ 9,607.16
81687	05	High Whistle	EA	\$ 524.00	24%	\$ 398.24
81688	05	Therapeutic Rings Attch	EA	\$ 436.00	24%	\$ 331.36
81690	06	Upper Body Trainer	EA	\$ 1,971.00	24%	\$ 1,497.96
81691	05	Single Steering Wheel	EA	\$ 260.00	24%	\$ 197.60
81694	45	Panel Attachment Package	EA	\$ -	0%	\$ -
81695	06	Train Whistle	EA	\$ 526.00	24%	\$ 399.76
81696	05	Crunch Bar (Ps 2-5)	EA	\$ 93.00	24%	\$ 70.68
81697	05	Ss Cargo Net Wall	EA	\$ 1,081.00	24%	\$ 821.56
81698	05	Ss Double Cargo Net Wall	EA	\$ 1,977.00	24%	\$ 1,502.52
81699	05	Bongos	EA	\$ 218.00	24%	\$ 165.68
81700	05	Megahorn	EA	\$ 218.00	24%	\$ 165.68
81701	15	Upper Body Trainer F/S	EA	\$ 3,317.00	16%	\$ 2,786.28
G81713	15	Bigfoot Slide F/S	EA	\$ 10,270.00	16%	\$ 8,626.80
81713	15	Bigfoot Slide F/S	EA	\$ 10,270.00	16%	\$ 8,626.80
G81722	15	Dragon Slide	EA	\$ 9,880.00	16%	\$ 8,299.20
81722	15	Dragon Slide F/S	EA	\$ 9,880.00	16%	\$ 8,299.20
81729	47	S.S. Spiral W/O Arch F/S	EA	\$ 23,378.00	9%	\$ 21,273.98
G81733	15	F5 Slide W/Out Arch F/S	EA	\$ 6,747.00	16%	\$ 5,667.48
81733	15	F5 Slide W/Out Arch F/S	EA	\$ 6,747.00	16%	\$ 5,667.48
81736	15	Track Ride 3-Deck F/S	EA	\$ 3,910.00	16%	\$ 3,284.40
81737	15	Track Ride 4-Deck F/S	EA	\$ 3,945.00	16%	\$ 3,313.80
81738	15	8' Zip Slide F/S	EA	\$ 7,068.00	16%	\$ 5,937.12
81739	15	8' Zip Slide W/Gizmo F/S	EA	\$ 7,767.00	16%	\$ 6,524.28
81740	15	F/S Log Roll	EA	\$ 1,231.00	16%	\$ 1,034.04
81742	05	Swivel Meister	EA	\$ 1,042.00	24%	\$ 791.92
81743	05	Log Roll	EA	\$ 934.00	24%	\$ 709.84
81744	15	7' Double Wave Zip Slide F/S	EA	\$ 7,596.00	16%	\$ 6,380.64
81745	15	Ss Cargo Net Wall, Single, F/S	EA	\$ 1,832.00	16%	\$ 1,538.88
81746	15	Ss Cargo Net Wall, Double, F/S	EA	\$ 2,791.00	16%	\$ 2,344.44
M81747	15	Fun-Semble	EA	\$ 8,871.00	16%	\$ 7,451.64
81747	15	Fun-Semble	EA	\$ 8,871.00	16%	\$ 7,451.64
M81748	15	Beat Club	EA	\$ 2,066.00	16%	\$ 1,735.44
81748	15	Beat Club	EA	\$ 2,066.00	16%	\$ 1,735.44
M81749	15	Drum Circle	EA	\$ 9,494.00	16%	\$ 7,974.96
81749	15	Drum Circle	EA	\$ 9,494.00	16%	\$ 7,974.96
81750	48	5" Zero-G Chair (5-12)-Galv Chain	EA	\$ 486.00	6%	\$ 456.84
81751	51	Single Post Swing, Two Bay	EA	\$ 1,670.00	3%	\$ 1,619.90
81752	48	5" Zero-G Chair (2-5)-Galv Chain	EA	\$ 472.00	6%	\$ 443.68
M81754	15	Music Time	EA	\$ 1,462.00	16%	\$ 1,228.08
81754	15	Music Time	EA	\$ 1,462.00	16%	\$ 1,228.08

U.S. COMMUNITIES PRICE LIST 1805 PLAY EQUIPMENT

Part No.	Part Group	Item Description	Unit	Commercial Price	USC Disc't	USC Net Price
81757	48	5" Zero-G Chair (5-12)-Galv Chain	EA	\$ 486.00	6%	\$ 456.84
81758	48	5" Zero-G Chair (2-5)-Galv Chain	EA	\$ 472.00	6%	\$ 443.68
81765	15	Touch Math	EA	\$ 2,230.00	16%	\$ 1,873.20
81766	05	Leaf Seat	EA	\$ 323.00	24%	\$ 245.48
81767	05	Talk Tube Ground Level Attach 5-12	EA	\$ 492.00	24%	\$ 373.92
81768	05	Talk Tube Ground Lvl Freestand Ps 2-5	EA	\$ 473.00	24%	\$ 359.48
81769	05	Talk Tube Ground Level Attach 2-5	EA	\$ 455.00	24%	\$ 345.80
90001	06	Kidnetix Link	EA	\$ 2,835.00	24%	\$ 2,154.60
90002	06	Diamond Web Link	EA	\$ 5,374.00	24%	\$ 4,084.24
90003	05	Wide Triangle Deck	EA	\$ 894.00	24%	\$ 679.44
90004	05	Two Piece Hex Deck	EA	\$ 3,141.00	24%	\$ 2,387.16
90005	05	Two Piece Hex Deck, Ada Ramp Access	EA	\$ 3,203.00	24%	\$ 2,434.28
90006	05	Trapezoid Deck	EA	\$ 1,581.00	24%	\$ 1,201.56
90007	05	5'&5'-6" Trapezoid Deck W/Intl Climber	EA	\$ 3,699.00	24%	\$ 2,811.24
90008	05	6'&6'-6" Trapezoid Deck W/Intl Climber	EA	\$ 3,966.00	24%	\$ 3,014.16
90009	05	7'&7'-6" Trapezoid Deck W/Intl Climber	EA	\$ 4,235.00	24%	\$ 3,218.60
90010	05	8' Trapezoid Deck W/Internal Climber	EA	\$ 4,552.00	24%	\$ 3,459.52
90011	05	Flower Talk Tube 0'6" - 2'0" (2 - 12)	EA	\$ 730.00	24%	\$ 554.80
90012	05	Flower Talk Tube 2'6" - 4'0" (2 - 12)	EA	\$ 761.00	24%	\$ 578.36
90013	05	Flower Talk Tube 4'6" - 6'0" (2 - 12)	EA	\$ 846.00	24%	\$ 642.96
90014	05	Wide Deck Archway W/ Guardrail	EA	\$ 568.00	24%	\$ 431.68
90015	05	Wide Deck Archway W/ Barrier	EA	\$ 701.00	24%	\$ 532.76
90016	05	Wide Deck Arch W/Socket & Guardrail	EA	\$ 617.00	24%	\$ 468.92
90017	05	Wide Deck Archway W/ Socket & Barrier	EA	\$ 777.00	24%	\$ 590.52
90018	18	Archway W/ Guardrail	EA	\$ 323.00	24%	\$ 245.48
90019	05	Archway W/ Barrier	EA	\$ 504.00	24%	\$ 383.04
90020	05	1'-0" Transfer System W/ Barrier	EA	\$ 1,790.00	24%	\$ 1,360.40
90021	05	2'-0" Transfer System W/ Barrier	EA	\$ 2,155.00	24%	\$ 1,637.80
90022	05	2'-6" Transfer System W/ Barrier	EA	\$ 2,979.00	24%	\$ 2,264.04
90023	05	3'-0" Transfer System W/ Barrier	EA	\$ 3,158.00	24%	\$ 2,400.08
90024	05	4'-0" Transfer System W/ Barrier	EA	\$ 4,141.00	24%	\$ 3,147.16
90025	05	1'-0" Transfer System W/ Guardrail	EA	\$ 1,541.00	24%	\$ 1,171.16
90026	05	2'-0" Transfer System W/ Guardrail	EA	\$ 1,896.00	24%	\$ 1,440.96
90027	05	2'-6" Transfer System W/ Guardrail	EA	\$ 2,383.00	24%	\$ 1,811.08
90028	05	3'-0" Transfer System W/ Guardrail	EA	\$ 2,643.00	24%	\$ 2,008.68
90029	05	3' Transfer Platform W/Barrier	EA	\$ 3,396.00	24%	\$ 2,580.96
90030	05	4' Transfer Platform W/Barrier	EA	\$ 4,100.00	24%	\$ 3,116.00
90031	05	5' Transfer Platform W/Barrier	EA	\$ 5,198.00	24%	\$ 3,950.48
90032	05	3' Transfer Platform W/Guardrail	EA	\$ 2,482.00	24%	\$ 1,886.32
90033	05	4' Transfer Platform W/Guardrail	EA	\$ 3,105.00	24%	\$ 2,359.80
90034	05	3' Arch Climber	EA	\$ 598.00	24%	\$ 454.48
90035	05	4' Arch Climber	EA	\$ 652.00	24%	\$ 495.52
90036	05	5' Arch Climber	EA	\$ 709.00	24%	\$ 538.84
90037	06	Vertical Rock Climber	EA	\$ 2,921.00	24%	\$ 2,219.96

U.S. COMMUNITIES PRICE LIST 1805 PLAY EQUIPMENT

Part No.	Part Group	Item Description	Unit	Commercial Price	USC Disc't	USC Net Price
90038	06	Arch Rock Climber	EA	\$ 2,930.00	24%	\$ 2,226.80
90039	05	3'-0" Banister Rails	EA	\$ 619.00	24%	\$ 470.44
90040	05	4'-0" Banister Rails	EA	\$ 699.00	24%	\$ 531.24
90041	06	3' & 3'-6" Bubble Climber	EA	\$ 432.00	24%	\$ 328.32
90042	06	4' Bubble Climber	EA	\$ 487.00	24%	\$ 370.12
90043	06	4'-6" & 5' Bubble Climber	EA	\$ 545.00	24%	\$ 414.20
90044	06	5'-6" & 6' Bubble Climber	EA	\$ 631.00	24%	\$ 479.56
90045	05	3' & 3'-6" Chunky Arch Climber	EA	\$ 981.00	24%	\$ 745.56
90046	05	4' & 5' Chunky Arch Climber	EA	\$ 1,060.00	24%	\$ 805.60
90047	05	4' Small Conifer Climber	EA	\$ 2,796.00	24%	\$ 2,124.96
90048	05	5' Large Conifer Climber	EA	\$ 3,058.00	24%	\$ 2,324.08
90049	05	4' Small Conifer Link	EA	\$ 8,625.00	24%	\$ 6,555.00
90050	05	5' Large Conifer Link	EA	\$ 8,892.00	24%	\$ 6,757.92
90051	05	2' Corkscrew Climber	EA	\$ 712.00	24%	\$ 541.12
90052	05	2'-6" Corkscrew Climber	EA	\$ 814.00	24%	\$ 618.64
90053	05	3' Corkscrew Climber	EA	\$ 894.00	24%	\$ 679.44
90054	05	3'-6" Corkscrew Climber	EA	\$ 948.00	24%	\$ 720.48
90055	05	4' Corkscrew Climber	EA	\$ 901.00	24%	\$ 684.76
90056	05	5' Corkscrew Climber	EA	\$ 1,040.00	24%	\$ 790.40
90057	05	6' Corkscrew Climber	EA	\$ 1,095.00	24%	\$ 832.20
90058	05	6' Cosmix Climber	EA	\$ 1,238.00	24%	\$ 940.88
90059	05	8' Cosmix Climber	EA	\$ 1,311.00	24%	\$ 996.36
90062	05	3' & 3'-6" Crazy Eight Climber	EA	\$ 691.00	24%	\$ 525.16
90063	05	4' & 4'-6" Crazy Eight Climber	EA	\$ 718.00	24%	\$ 545.68
90064	05	5' & 5'-6" Crazy Eight Climber	EA	\$ 791.00	24%	\$ 601.16
90065	05	6' & 6'-6" Crazy Eight Climber	EA	\$ 854.00	24%	\$ 649.04
90066	05	7' & 7'-6" Crazy Eight Climber	EA	\$ 891.00	24%	\$ 677.16
90067	05	8' Crazy Eight Climber	EA	\$ 982.00	24%	\$ 746.32
90068	05	3' Curved Fat Pipe Climber	EA	\$ 1,287.00	24%	\$ 978.12
90069	05	3'-6" & 4' Curved Fat Pipe Climber	EA	\$ 1,510.00	24%	\$ 1,147.60
90070	05	4'-6" & 5' Curved Fat Pipe Climber	EA	\$ 1,672.00	24%	\$ 1,270.72
90071	05	2' Fat Pipe Climber	EA	\$ 1,275.00	24%	\$ 969.00
90072	05	2'-6" Fat Pipe Climber	EA	\$ 1,441.00	24%	\$ 1,095.16
90073	05	3' Fat Pipe Climber	EA	\$ 1,598.00	24%	\$ 1,214.48
90074	05	1'-6"/3' Fat Pipe Link	EA	\$ 1,794.00	24%	\$ 1,363.44
90075	05	6"/3' Fat Pipe Link, 2 Dk	EA	\$ 1,859.00	24%	\$ 1,412.84
90076	05	6"/3' Fat Pipe Link, 3 Dk	EA	\$ 2,607.00	24%	\$ 1,981.32
90077	05	2'-6" Loop Ladder	EA	\$ 735.00	24%	\$ 558.60
90078	05	3'/4' Loop Ladder	EA	\$ 924.00	24%	\$ 702.24
90079	05	5' Loop Ladder	EA	\$ 974.00	24%	\$ 740.24
90080	05	6' Loop Ladder	EA	\$ 1,067.00	24%	\$ 810.92
90081	05	5' Mega Rock	EA	\$ 3,451.00	24%	\$ 2,622.76
90082	05	Medium Granite Nature Rock Attachment	EA	\$ 1,188.00	24%	\$ 902.88
90083	05	Medium Sandstone Nature Rock Attach	EA	\$ 1,188.00	24%	\$ 902.88

U.S. COMMUNITIES PRICE LIST 1805 PLAY EQUIPMENT

Part No.	Part Group	Item Description	Unit	Commercial Price	USC Disc't	USC Net Price
90084	05	Large Sandstone Nature Rock Attachment	EA	\$ 1,188.00	24%	\$ 902.88
90085	05	Large Sandstone Nature Rock Attachment	EA	\$ 1,188.00	24%	\$ 902.88
90086	05	Med & Large Sandstone Nat Rock Attach	EA	\$ 1,188.00	24%	\$ 902.88
90087	05	Poly Climbing Wall	EA	\$ 2,158.00	24%	\$ 1,640.08
90088	05	2' Rockscape Climber	EA	\$ 1,132.00	24%	\$ 860.32
90089	05	2'-6" Rockscape Climber	EA	\$ 1,370.00	24%	\$ 1,041.20
90090	05	3' Rockscape Climber	EA	\$ 3,324.00	24%	\$ 2,526.24
90091	06	4' Rockscape Climber	EA	\$ 2,831.00	24%	\$ 2,151.56
90092	06	4'-6" Rockscape Climber	EA	\$ 2,831.00	24%	\$ 2,151.56
90093	06	5' Rockscape Climber	EA	\$ 2,897.00	24%	\$ 2,201.72
90094	05	5'-6" Rockscape Climber	EA	\$ 3,749.00	24%	\$ 2,849.24
90095	06	6' Rockscape Climber	EA	\$ 5,173.00	24%	\$ 3,931.48
90096	06	6'-6" Rockscape Climber	EA	\$ 5,043.00	24%	\$ 3,832.68
90097	06	7' Rockscape Climber	EA	\$ 5,173.00	24%	\$ 3,931.48
90098	05	7'-6" Rockscape Climber	EA	\$ 6,174.00	24%	\$ 4,692.24
90099	05	8' Rockscape Climber	EA	\$ 6,334.00	24%	\$ 4,813.84
90100	05	2' Rockscape Link	EA	\$ 2,285.00	24%	\$ 1,736.60
90101	05	3' Rockscape Link	EA	\$ 3,659.00	24%	\$ 2,780.84
90102	05	6' Rockscape Link	EA	\$ 4,960.00	24%	\$ 3,769.60
90103	05	2' Schooner Climber	EA	\$ 283.00	24%	\$ 215.08
90104	05	2'-6"/3' Schooner Climber	EA	\$ 326.00	24%	\$ 247.76
90105	05	3'-6"/4' Schooner Climber	EA	\$ 392.00	24%	\$ 297.92
90106	05	4'-6"/5' Schooner Climber	EA	\$ 424.00	24%	\$ 322.24
90107	05	5'-6"/6' Schooner Climber	EA	\$ 478.00	24%	\$ 363.28
90108	05	6'-6"/7' Schooner Climber	EA	\$ 534.00	24%	\$ 405.84
90109	05	7'-6"/8' Schooner Climber	EA	\$ 586.00	24%	\$ 445.36
90110	05	Side Stepper Link	EA	\$ 605.00	24%	\$ 459.80
90111	05	Side Stepper Link Double Up	EA	\$ 850.00	24%	\$ 646.00
90112	05	Side Stepper Link Double Down	EA	\$ 878.00	24%	\$ 667.28
90113	05	Flower Talk Tube 6'6" To 8'0" (2 To 5)	EA	\$ 876.00	24%	\$ 665.76
90114	05	Flower Talk Tube Gr Lvl Attach (5-12)	EA	\$ 644.00	24%	\$ 489.44
90117	05	3'/3'-6" Tree Climber	EA	\$ 460.00	24%	\$ 349.60
90118	05	4'/4'-6" Tree Climber	EA	\$ 513.00	24%	\$ 389.88
90119	05	5'/5'-6" Tree Climber	EA	\$ 539.00	24%	\$ 409.64
90120	05	6'/6'-6" Tree Climber	EA	\$ 586.00	24%	\$ 445.36
90121	05	7'/7'-6" Tree Climber	EA	\$ 692.00	24%	\$ 525.92
90122	05	8' Tree Climber	EA	\$ 733.00	24%	\$ 557.08
90129	05	1'-6"/3' Tree Climber Link	EA	\$ 895.00	24%	\$ 680.20
90130	06	5' Trunk Climber	EA	\$ 1,007.00	24%	\$ 765.32
90131	06	5'-6"/6' Trunk Climber	EA	\$ 1,276.00	24%	\$ 969.76
90132	06	6'-6"/7' Trunk Climber	EA	\$ 1,564.00	24%	\$ 1,188.64
90133	06	7'-6"/8' Trunk Climber	EA	\$ 1,842.00	24%	\$ 1,399.92
90134	05	3'/3'-6" Twister Climber	EA	\$ 487.00	24%	\$ 370.12
90135	05	4'/4'-6" Twister Climber	EA	\$ 540.00	24%	\$ 410.40

U.S. COMMUNITIES PRICE LIST 1805 PLAY EQUIPMENT

Part No.	Part Group	Item Description	Unit	Commercial Price	USC Disc't	USC Net Price
90136	05	5'/5'-6" Twister Climber	EA	\$ 628.00	24%	\$ 477.28
90137	05	6' Twister Climber	EA	\$ 664.00	24%	\$ 504.64
90138	05	4' Vert Wall Climber	EA	\$ 1,197.00	24%	\$ 909.72
90139	06	8' Vert Wall Climber	EA	\$ 2,035.00	24%	\$ 1,546.60
90140	05	6' Volcano Climbing Wall	EA	\$ 3,894.00	24%	\$ 2,959.44
90141	05	2'/2'-6" Volcano Climbing Wall	EA	\$ 2,190.00	24%	\$ 1,664.40
90142	05	4'/4'-6" Volcano Climbing Wall	EA	\$ 3,425.00	24%	\$ 2,603.00
90143	05	6' Volcano Climber	EA	\$ 4,676.00	24%	\$ 3,553.76
M90144	05	4' Corner Vine Climber	EA	\$ 1,160.00	24%	\$ 881.60
90144	05	4' Corner Vine Climber	EA	\$ 1,160.00	24%	\$ 881.60
M90145	05	4' Corner Vine Climber Reverse	EA	\$ 1,141.00	24%	\$ 867.16
90145	05	4' Corner Vine Climber Reverse	EA	\$ 1,141.00	24%	\$ 867.16
M90146	05	4'-6"/5' Corner Vine Climber	EA	\$ 1,646.00	24%	\$ 1,250.96
90146	05	4'-6"/5' Corner Vine Climber	EA	\$ 1,646.00	24%	\$ 1,250.96
M90147	05	4'-6"/5' Corner Vine Climber Reverse	EA	\$ 1,630.00	24%	\$ 1,238.80
90147	05	4'-6"/5' Corner Vine Climber Reverse	EA	\$ 1,630.00	24%	\$ 1,238.80
M90148	05	5'-6"/6' Corner Vine Climber	EA	\$ 1,926.00	24%	\$ 1,463.76
90148	05	5'-6"/6' Corner Vine Climber	EA	\$ 1,926.00	24%	\$ 1,463.76
M90149	05	5'-6"/6' Corner Vine Climber Reverse	EA	\$ 1,956.00	24%	\$ 1,486.56
90149	05	5'-6"/6' Corner Vine Climber Reverse	EA	\$ 1,956.00	24%	\$ 1,486.56
M90150	05	3'/4' Single Vine Climber	EA	\$ 2,040.00	24%	\$ 1,550.40
90150	05	3'/4' Single Vine Climber	EA	\$ 2,040.00	24%	\$ 1,550.40
M90151	05	5'/6' Double Vine Climber	EA	\$ 3,930.00	24%	\$ 2,986.80
90151	05	5'/6' Double Vine Climber	EA	\$ 3,930.00	24%	\$ 2,986.80
M90152	05	5'/6' Sgl Vine Climber Link	EA	\$ 2,198.00	24%	\$ 1,670.48
90152	05	5'/6' Sgl Vine Climber Link	EA	\$ 2,198.00	24%	\$ 1,670.48
M90153	05	6'/7' Std Double Vine Climber Link	EA	\$ 4,252.00	24%	\$ 3,231.52
90153	05	6'/7' Std Double Vine Climber Link	EA	\$ 4,252.00	24%	\$ 3,231.52
M90154	06	6'/7' Offset Double Vine Climber Link	EA	\$ 3,276.00	24%	\$ 2,489.76
90154	05	6'/7' Offset Double Vine Climber Link	EA	\$ 3,276.00	24%	\$ 2,489.76
M90155	05	6' 90 Deg Single Vine Climber Link	EA	\$ 2,485.00	24%	\$ 1,888.60
90155	05	6' 90 Deg Single Vine Climber Link	EA	\$ 2,485.00	24%	\$ 1,888.60
M90156	05	4'/5' 90 Deg Double Vine Climber Link	EA	\$ 3,272.00	24%	\$ 2,486.72
90156	05	4'/5' 90 Deg Double Vine Climber Link	EA	\$ 3,272.00	24%	\$ 2,486.72
90157	05	Triple Slide	EA	\$ 5,768.00	24%	\$ 4,383.68
90158	05	4'-6"/6' Giant Wave Climber	EA	\$ 1,394.00	24%	\$ 1,059.44
90159	05	3'-6"/6' Giant Wave Climber Link	EA	\$ 1,484.00	24%	\$ 1,127.84
90160	05	3'/5' Web Tail	EA	\$ 1,232.00	24%	\$ 936.32
90163	05	4'/5' Criss Cross Web	EA	\$ 4,429.00	24%	\$ 3,366.04
90164	05	3'/6' Lightning Climber Link	EA	\$ 842.00	24%	\$ 639.92
90165	18	2'/5' Rope Span Climber	EA	\$ 5,426.00	24%	\$ 4,123.76
90166	05	Butterfly Panel Above Dk	EA	\$ 888.00	24%	\$ 674.88
90167	05	Butterfly Panel Below Dk	EA	\$ 1,055.00	24%	\$ 801.80
90168	05	Custom Panel Above Dk	EA	\$ 902.00	24%	\$ 685.52

U.S. COMMUNITIES PRICE LIST 1805 PLAY EQUIPMENT

Part No.	Part Group	Item Description	Unit	Commercial Price	USC Disc't	USC Net Price
90169	05	Custom Panel Below Dk	EA	\$ 1,070.00	24%	\$ 813.20
90170	05	Dolphin Panel Above Dk	EA	\$ 767.00	24%	\$ 582.92
90171	05	Dolphin Panel Below Dk	EA	\$ 935.00	24%	\$ 710.60
90172	05	Eagle Perch Panel Above Dk	EA	\$ 789.00	24%	\$ 599.64
90173	05	Eagle Perch Panel Below Dk	EA	\$ 958.00	24%	\$ 728.08
90174	05	Flower Talk Tube Gr Lvl Attach (2-5)	EA	\$ 613.00	24%	\$ 465.88
90176	05	Ada Crow'S Nest W/ Gizmo	EA	\$ 1,553.00	24%	\$ 1,180.28
90178	05	Ada Crow'S Nest W/Telescope	EA	\$ 2,429.00	24%	\$ 1,846.04
90179	05	Ada Crow'S Nest W/Solid Steer Wheel	EA	\$ 1,858.00	24%	\$ 1,412.08
90182	05	Ada Crow'S Nest W/ Thunderring	EA	\$ 1,770.00	24%	\$ 1,345.20
90183	05	Funnel Crow'S Nest W/ Barrier	EA	\$ 1,018.00	24%	\$ 773.68
90184	05	Funnel Crow'S Nest W/Mold St Whl, Bar	EA	\$ 1,134.00	24%	\$ 861.84
90185	05	Funnel Crow'S Nest Thunderring W/Bar	EA	\$ 1,430.00	24%	\$ 1,086.80
M90186	05	Ashiko & Djembe Panel	EA	\$ 1,034.00	24%	\$ 785.84
90186	05	Ashiko & Djembe Panel	EA	\$ 1,034.00	24%	\$ 785.84
M90188	05	Calabazo Panel	EA	\$ 663.00	24%	\$ 503.88
90188	05	Calabazo Panel	EA	\$ 663.00	24%	\$ 503.88
M90189	05	Ganza Panel	EA	\$ 1,216.00	24%	\$ 924.16
90189	05	Ganza Panel	EA	\$ 1,216.00	24%	\$ 924.16
M90190	05	Udus Panel	EA	\$ 816.00	24%	\$ 620.16
90190	05	Udus Panel	EA	\$ 816.00	24%	\$ 620.16
90193	06	2-6"/3' Single Curved Zip Slide	EA	\$ 1,349.00	24%	\$ 1,025.24
90194	05	Animal Panel Above Dk	EA	\$ 1,189.00	24%	\$ 903.64
90195	05	Noah'S Ark Panel Above Dk	EA	\$ 1,184.00	24%	\$ 899.84
90196	05	Endangered Species Panel Above Dk	EA	\$ 1,179.00	24%	\$ 896.04
90197	05	Nature Panel Above Dk	EA	\$ 1,187.00	24%	\$ 902.12
90198	05	Solar System Panel Above Dk	EA	\$ 1,180.00	24%	\$ 896.80
90199	05	Counting Panel Above Dk	EA	\$ 1,225.00	24%	\$ 931.00
90200	05	Math Panel Above Dk	EA	\$ 1,225.00	24%	\$ 931.00
90201	05	Object Panel Above Dk	EA	\$ 1,184.00	24%	\$ 899.84
90202	05	Shapes Panel Above Dk	EA	\$ 1,185.00	24%	\$ 900.60
90203	05	Tic-Tac-Toe Panel Above Dk	EA	\$ 1,226.00	24%	\$ 931.76
90204	05	Touch Math Panel Above Dk	EA	\$ 1,653.00	24%	\$ 1,256.28
90205	05	Rungenc'l Dbl Mold S. Whl W/Bar,Abov Dk	EA	\$ 1,047.00	24%	\$ 795.72
90206	05	Rungenc'l Dbl Mold S.Whl W/Bar,Below Dk	EA	\$ 1,106.00	24%	\$ 840.56
90207	06	Overhead Ladder Access Package	EA	\$ 539.00	24%	\$ 409.64
90208	05	Funnel Enclosure W/Barrier	EA	\$ 649.00	24%	\$ 493.24
90211	05	Rung Encl Telescope & Barrier,Above Dk	EA	\$ 1,483.00	24%	\$ 1,127.08
90216	05	Rung Enclosure W/Barrier, Above Dk	EA	\$ 548.00	24%	\$ 416.48
90217	05	Rung Enclosure W/Barrier, Below Dk	EA	\$ 696.00	24%	\$ 528.96
90218	05	Rung Encl Mold S. Whl & Bar,Above Dk	EA	\$ 789.00	24%	\$ 599.64
90219	05	Rung Encl Mold S. Whl & Bar,Below Dk	EA	\$ 896.00	24%	\$ 680.96
90222	06	Rung Encl Thunderring & Bar,Above Dk	EA	\$ 881.00	24%	\$ 669.56
90223	06	Rung Encl Thunderring & Bar,Below Dk	EA	\$ 1,047.00	24%	\$ 795.72

U.S. COMMUNITIES PRICE LIST 1805 PLAY EQUIPMENT

Part No.	Part Group	Item Description	Unit	Commercial Price	USC Disc't	USC Net Price
90224	05	Decorative Panel Molded Steer Wheel	EA	\$ 816.00	24%	\$ 620.16
90225	05	Decorative Panel, Above Dk	EA	\$ 567.00	24%	\$ 430.92
90226	18	Decorative Panel Thunderring,Above Dk	EA	\$ 924.00	24%	\$ 702.24
90227	05	Lang Panel World Greeting,Above Dk	EA	\$ 689.00	24%	\$ 523.64
90235	05	Gt Jam Box	EA	\$ 2,918.00	24%	\$ 2,217.68
90237	05	3' Coated Chain Net Climber	EA	\$ 916.00	24%	\$ 696.16
90238	05	4' Coated Chain Net Climber	EA	\$ 966.00	24%	\$ 734.16
90239	05	5' Coated Chain Net Climber	EA	\$ 996.00	24%	\$ 756.96
90240	05	3' Stainless Steel Chain Net Climber	EA	\$ 1,208.00	24%	\$ 918.08
90241	05	4' Stainless Steel Chain Net Climber	EA	\$ 1,364.00	24%	\$ 1,036.64
90242	05	5' Stainless Steel Chain Net Climber	EA	\$ 1,312.00	24%	\$ 997.12
90243	05	3' & 3'-6" Chain Link Climber	EA	\$ 494.00	24%	\$ 375.44
90244	05	4' & 4'-6" Chain Link Climber	EA	\$ 536.00	24%	\$ 407.36
90245	05	5' & 5'-6" Chain Link Climber	EA	\$ 606.00	24%	\$ 460.56
90246	05	6' Chain Link Climber	EA	\$ 644.00	24%	\$ 489.44
90247	05	7' & 7'-6" Chain Link Climber	EA	\$ 774.00	24%	\$ 588.24
90248	05	8' Chain Link Climber	EA	\$ 965.00	24%	\$ 733.40
90249	05	2' Leaning Wall Climber	EA	\$ 766.00	24%	\$ 582.16
90250	05	2'-6" Leaning Wall Climber	EA	\$ 995.00	24%	\$ 756.20
90251	05	3' Leaning Wall Climber	EA	\$ 1,185.00	24%	\$ 900.60
90252	06	4' Leaning Wall Climber	EA	\$ 1,382.00	24%	\$ 1,050.32
90253	05	4'-6" Leaning Wall Climber	EA	\$ 1,488.00	24%	\$ 1,130.88
90254	05	5' Leaning Wall Climber	EA	\$ 1,628.00	24%	\$ 1,237.28
90255	05	5'-6" Leaning Wall Climber	EA	\$ 1,756.00	24%	\$ 1,334.56
90256	05	6' Leaning Wall Climber	EA	\$ 1,591.00	24%	\$ 1,209.16
90257	05	6'-6" Leaning Wall Climber	EA	\$ 1,988.00	24%	\$ 1,510.88
90258	05	7' Leaning Wall Climber	EA	\$ 2,021.00	24%	\$ 1,535.96
90259	05	7'-6" Leaning Wall Climber	EA	\$ 2,386.00	24%	\$ 1,813.36
90260	05	8' Leaning Wall Climber	EA	\$ 2,411.00	24%	\$ 1,832.36
G90261	05	3' Upright, Galv	EA	\$ 154.00	24%	\$ 117.04
H90261	05	3' Upright, Hw	EA	\$ 270.00	24%	\$ 205.20
90261	05	3' Upright, Alum	EA	\$ 150.00	24%	\$ 114.00
G90262	05	4' Upright, Galv	EA	\$ 191.00	24%	\$ 145.16
H90262	05	4' Upright, Hw	EA	\$ 320.00	24%	\$ 243.20
90262	05	4' Upright, Alum	EA	\$ 186.00	24%	\$ 141.36
G90263	05	5' Upright, Galv	EA	\$ 228.00	24%	\$ 173.28
H90263	05	5' Upright, Hw	EA	\$ 371.00	24%	\$ 281.96
90263	05	5' Upright, Alum	EA	\$ 221.00	24%	\$ 167.96
G90264	05	6' Upright, Galv	EA	\$ 265.00	24%	\$ 201.40
H90264	05	6' Upright, Hw	EA	\$ 422.00	24%	\$ 320.72
90264	05	6' Upright, Alum	EA	\$ 257.00	24%	\$ 195.32
G90265	05	7' Upright, Galv	EA	\$ 302.00	24%	\$ 229.52
H90265	05	7' Upright, Hw	EA	\$ 473.00	24%	\$ 359.48
90265	05	7' Upright, Alum	EA	\$ 293.00	24%	\$ 222.68

U.S. COMMUNITIES PRICE LIST 1805 PLAY EQUIPMENT

Part No.	Part Group	Item Description	Unit	Commercial Price	USC Disc't	USC Net Price
G90266	05	8' Upright, Galv	EA	\$ 340.00	24%	\$ 258.40
H90266	05	8' Upright, Hw	EA	\$ 523.00	24%	\$ 397.48
90266	05	8' Upright, Alum	EA	\$ 328.00	24%	\$ 249.28
G90267	05	9' Upright, Galv	EA	\$ 377.00	24%	\$ 286.52
H90267	05	9' Upright, Hw	EA	\$ 574.00	24%	\$ 436.24
90267	05	9' Upright, Alum	EA	\$ 364.00	24%	\$ 276.64
G90268	05	10' Upright, Galv	EA	\$ 414.00	24%	\$ 314.64
90268	05	10' Upright, Alum	EA	\$ 399.00	24%	\$ 303.24
G90269	05	11' Upright, Galv	EA	\$ 451.00	24%	\$ 342.76
H90269	05	11' Upright, Hw	EA	\$ 675.00	24%	\$ 513.00
90269	05	11' Upright, Alum	EA	\$ 435.00	24%	\$ 330.60
G90270	05	12' Upright, Galv	EA	\$ 488.00	24%	\$ 370.88
H90270	05	12' Upright, Hw	EA	\$ 726.00	24%	\$ 551.76
90270	05	12' Upright, Alum	EA	\$ 471.00	24%	\$ 357.96
G90271	05	13' Upright, Galv	EA	\$ 526.00	24%	\$ 399.76
H90271	05	13' Upright, Hw	EA	\$ 777.00	24%	\$ 590.52
90271	05	13' Upright, Alum	EA	\$ 506.00	24%	\$ 384.56
G90272	05	14' Upright, Galv	EA	\$ 563.00	24%	\$ 427.88
H90272	05	14' Upright, Hw	EA	\$ 828.00	24%	\$ 629.28
90272	05	14' Upright, Alum	EA	\$ 542.00	24%	\$ 411.92
G90273	05	15' Upright, Galv	EA	\$ 600.00	24%	\$ 456.00
H90273	05	15' Upright, Hw	EA	\$ 878.00	24%	\$ 667.28
90273	05	15' Upright, Alum	EA	\$ 577.00	24%	\$ 438.52
M90274	06	4' 'L' Tube Slide, Std, 30" Dia	EA	\$ 2,520.00	24%	\$ 1,915.20
90274	06	4' 'L' Tube Slide, Std, 30" Dia	EA	\$ 2,520.00	24%	\$ 1,915.20
M90275	06	5' 'L' Tube Slide, Std, 30" Dia	EA	\$ 2,821.00	24%	\$ 2,143.96
90275	06	5' 'L' Tube Slide, Std, 30" Dia	EA	\$ 2,821.00	24%	\$ 2,143.96
M90276	06	6' 'L' Tube Slide, Std, 30" Dia	EA	\$ 3,127.00	24%	\$ 2,376.52
90276	06	6' 'L' Tube Slide, Std, 30" Dia	EA	\$ 3,127.00	24%	\$ 2,376.52
M90277	06	4' Quick 'L' Tube Slide, Std, 30" Dia	EA	\$ 2,466.00	24%	\$ 1,874.16
90277	06	4' Quick 'L' Tube Slide, Std, 30" Dia	EA	\$ 2,466.00	24%	\$ 1,874.16
M90278	06	5' Quick 'L' Tube Slide, Std, 30" Dia	EA	\$ 2,808.00	24%	\$ 2,134.08
90278	06	5' Quick 'L' Tube Slide, Std, 30" Dia	EA	\$ 2,808.00	24%	\$ 2,134.08
M90279	05	6' Quick 'L' Tube Slide, Std, 30" Dia	EA	\$ 3,120.00	24%	\$ 2,371.20
90279	05	6' Quick 'L' Tube Slide, Std, 30" Dia	EA	\$ 3,120.00	24%	\$ 2,371.20
M90280	06	8' Quick 'L' Tube Slide, Std, 30" Dia	EA	\$ 3,920.00	24%	\$ 2,979.20
90280	06	8' Quick 'L' Tube Slide, Std, 30" Dia	EA	\$ 3,920.00	24%	\$ 2,979.20
M90281	06	5' Quick 'S' Tube Slide, Std, 30" Dia	EA	\$ 2,899.00	24%	\$ 2,203.24
90281	06	5' Quick 'S' Tube Slide, Std, 30" Dia	EA	\$ 2,899.00	24%	\$ 2,203.24
M90282	06	6' Quick 'S' Tube Slide, Std, 30" Dia	EA	\$ 3,295.00	24%	\$ 2,504.20
90282	06	6' Quick 'S' Tube Slide, Std, 30" Dia	EA	\$ 3,295.00	24%	\$ 2,504.20
M90283	06	4' 'S' Tube Slide, Std, 30" Dia	EA	\$ 2,710.00	24%	\$ 2,059.60
90283	06	4' 'S' Tube Slide, Std, 30" Dia	EA	\$ 2,710.00	24%	\$ 2,059.60
M90284	06	5' 'S' Tube Slide, Std, 30" Dia	EA	\$ 3,020.00	24%	\$ 2,295.20

U.S. COMMUNITIES PRICE LIST 1805 PLAY EQUIPMENT

Part No.	Part Group	Item Description	Unit	Commercial Price	USC Disc't	USC Net Price
90284	06	5' 'S' Tube Slide, Std, 30" Dia	EA	\$ 3,020.00	24%	\$ 2,295.20
M90285	06	6' 'S' Tube Slide, Std, 30" Dia	EA	\$ 3,354.00	24%	\$ 2,549.04
90285	06	6' 'S' Tube Slide, Std, 30" Dia	EA	\$ 3,354.00	24%	\$ 2,549.04
M90286	05	8' Sky Hi Spiral Tube Slide, 30" Dia	EA	\$ 4,382.00	24%	\$ 3,330.32
90286	05	8' Sky Hi Spiral Tube Slide, 30" Dia	EA	\$ 4,382.00	24%	\$ 3,330.32
M90287	06	6' Spiral Tube Slide, 30" Dia	EA	\$ 4,225.00	24%	\$ 3,211.00
90287	06	6' Spiral Tube Slide, 30" Dia	EA	\$ 4,225.00	24%	\$ 3,211.00
M90288	06	2' Straight Tube Slide, 30" Dia	EA	\$ 1,907.00	24%	\$ 1,449.32
90288	06	2' Straight Tube Slide, 30" Dia	EA	\$ 1,907.00	24%	\$ 1,449.32
M90289	05	3' Straight Tube Slide, 30" Dia	EA	\$ 2,169.00	24%	\$ 1,648.44
90289	05	3' Straight Tube Slide, 30" Dia	EA	\$ 2,169.00	24%	\$ 1,648.44
M90290	06	4' Straight Tube Slide, 30" Dia	EA	\$ 2,450.00	24%	\$ 1,862.00
90290	06	4' Straight Tube Slide, 30" Dia	EA	\$ 2,450.00	24%	\$ 1,862.00
M90291	05	5' Straight Tube Slide, 30" Dia	EA	\$ 2,747.00	24%	\$ 2,087.72
90291	05	5' Straight Tube Slide, 30" Dia	EA	\$ 2,747.00	24%	\$ 2,087.72
M90292	06	6' Straight Tube Slide, 30" Dia	EA	\$ 3,071.00	24%	\$ 2,333.96
90292	06	6' Straight Tube Slide, 30" Dia	EA	\$ 3,071.00	24%	\$ 2,333.96
M90293	06	8' Straight Tube Slide, 30" Dia	EA	\$ 3,811.00	24%	\$ 2,896.36
90293	06	8' Straight Tube Slide, 30" Dia	EA	\$ 3,811.00	24%	\$ 2,896.36
90294	05	2'-6"/3' Wavy Tree Climber	EA	\$ 459.00	24%	\$ 348.84
90295	05	3'-6"/4' Wavy Tree Climber	EA	\$ 528.00	24%	\$ 401.28
90296	05	4'-6"/5' Wavy Tree Climber	EA	\$ 595.00	24%	\$ 452.20
90297	05	5'-6"/6' Wavy Tree Climber	EA	\$ 581.00	24%	\$ 441.56
90298	05	6'-6"/7' Wavy Tree Climber	EA	\$ 637.00	24%	\$ 484.12
90299	05	7'-6"/8' Wavy Tree Climber	EA	\$ 691.00	24%	\$ 525.16
90305	05	Climber Archway W/Socket & Guardrail	EA	\$ 437.00	24%	\$ 332.12
90306	05	Climber Archway W/Socket & Barrier	EA	\$ 552.00	24%	\$ 419.52
90307	05	4'-0 F5 Slide W/Enclosure	EA	\$ 5,507.00	24%	\$ 4,185.32
90308	05	4'-6 F5 Slide W/Enclosure	EA	\$ 5,413.00	24%	\$ 4,113.88
90309	05	5'-0 F5 Slide W/Enclosure	EA	\$ 5,235.00	24%	\$ 3,978.60
90310	05	5'-6 F5 Slide W/Enclosure	EA	\$ 5,299.00	24%	\$ 4,027.24
90311	05	6'-0 F5 Slide W/Enclosure	EA	\$ 4,893.00	24%	\$ 3,718.68
90312	05	3' Access Ladder	EA	\$ 1,150.00	24%	\$ 874.00
90313	05	4' Access Ladder	EA	\$ 1,421.00	24%	\$ 1,079.96
90314	05	5' Access Ladder	EA	\$ 1,716.00	24%	\$ 1,304.16
90315	05	6' Access Ladder	EA	\$ 1,944.00	24%	\$ 1,477.44
90316	06	8' Access Ladder	EA	\$ 2,435.00	24%	\$ 1,850.60
90317	06	Toad Stool Climber	EA	\$ 426.00	24%	\$ 323.76
90322	05	1'-6"/2' Rung Ladder	EA	\$ 249.00	24%	\$ 189.24
90323	05	2'-6"/3' Rung Ladder	EA	\$ 304.00	24%	\$ 231.04
90324	05	3'-6"/4' Rung Ladder	EA	\$ 355.00	24%	\$ 269.80
90325	05	4'-6"/5' Rung Ladder	EA	\$ 510.00	24%	\$ 387.60
90326	05	5'-6"/6' Rung Ladder	EA	\$ 573.00	24%	\$ 435.48
90327	05	6'-6"/7' Rung Ladder	EA	\$ 510.00	24%	\$ 387.60

U.S. COMMUNITIES PRICE LIST 1805 PLAY EQUIPMENT

Part No.	Part Group	Item Description	Unit	Commercial Price	USC Disc't	USC Net Price
90328	05	7'-6"/8' Rung Ladder	EA	\$ 562.00	24%	\$ 427.12
90329	06	3' Dna Climber	EA	\$ 586.00	24%	\$ 445.36
90330	06	4' Dna Climber	EA	\$ 778.00	24%	\$ 591.28
90331	06	5' Dna Climber	EA	\$ 969.00	24%	\$ 736.44
90332	06	6' Dna Climber	EA	\$ 1,106.00	24%	\$ 840.56
90333	06	7' Dna Climber	EA	\$ 1,343.00	24%	\$ 1,020.68
90334	06	8' Dna Climber	EA	\$ 1,272.00	24%	\$ 966.72
90335	06	Climber Offset Archway W/ Guardrail	EA	\$ 314.00	24%	\$ 238.64
90336	06	Climber Offset Archway W/ Barrier	EA	\$ 423.00	24%	\$ 321.48
90337	06	4'-0"/5'-0" Double Climber	EA	\$ 836.00	24%	\$ 635.36
90338	06	5'-6"/6'-6" Double Climber	EA	\$ 1,011.00	24%	\$ 768.36
90339	06	7'-0"/8'-0" Double Climber	EA	\$ 1,450.00	24%	\$ 1,102.00
90341	18	90 Deg Lily Pad Link	EA	\$ 1,980.00	24%	\$ 1,504.80
90342	06	Lily Pad Link - Serpentine 2 Dk	EA	\$ 2,056.00	24%	\$ 1,562.56
90343	06	Lily Pad Link - Serpentine 3 Dk	EA	\$ 2,894.00	24%	\$ 2,199.44
90344	05	2' & 2'-6" Clover Leaf Climber	EA	\$ 808.00	24%	\$ 614.08
90345	05	3' & 3'-6" Clover Leaf Climber	EA	\$ 1,075.00	24%	\$ 817.00
90346	05	4' & 4'-6" Clover Leaf Climber	EA	\$ 1,340.00	24%	\$ 1,018.40
90347	05	5' & 5'-6" Clover Leaf Climber	EA	\$ 1,459.00	24%	\$ 1,108.84
90348	05	4'-0 F5 Slide W/Hood	EA	\$ 6,011.00	24%	\$ 4,568.36
90349	05	4'-6 F5 Slide W/Hood	EA	\$ 5,895.00	24%	\$ 4,480.20
90350	05	5'-0 F5 Slide W/Hood	EA	\$ 5,710.00	24%	\$ 4,339.60
90351	05	5'-6 F5 Slide W/Hood	EA	\$ 5,774.00	24%	\$ 4,388.24
90352	05	6'-0 F5 Slide W/Hood	EA	\$ 5,283.00	24%	\$ 4,015.08
90353	05	Climbing Wall	EA	\$ 397.00	24%	\$ 301.72
90354	05	Store Panel One Color	EA	\$ 1,003.00	24%	\$ 762.28
90355	05	Storefront Panel, Below Dk	EA	\$ 537.00	24%	\$ 408.12
90366	05	Sloped Funnel Climber W/Barrier	EA	\$ 2,756.00	24%	\$ 2,094.56
90367	05	3' Coaster	EA	\$ 742.00	24%	\$ 563.92
90368	05	4'/5' Coaster	EA	\$ 911.00	24%	\$ 692.36
90369	18	River Rock Climber	EA	\$ 1,129.00	24%	\$ 858.04
90370	05	2'/3' Climbing Pole	EA	\$ 258.00	24%	\$ 196.08
90371	05	4'/5' Climbing Pole	EA	\$ 299.00	24%	\$ 227.24
90372	05	5'-6"/6' Climbing Pole	EA	\$ 327.00	24%	\$ 248.52
90373	05	2'-6"/3'-6" Climbing Pole	EA	\$ 268.00	24%	\$ 203.68
90374	05	Inclined Mini Pod Link	EA	\$ 2,620.00	24%	\$ 1,991.20
90375	05	S' Mini Pod Link	EA	\$ 2,642.00	24%	\$ 2,007.92
90376	05	Mini Pod Link - 1 Dk	EA	\$ 1,151.00	24%	\$ 874.76
90377	05	Mini Pod Link - 2 Dk	EA	\$ 2,604.00	24%	\$ 1,979.04
90378	06	Cannon Panel	EA	\$ 811.00	24%	\$ 616.36
90379	06	Porthole Panel	EA	\$ 821.00	24%	\$ 623.96
90380	06	Hatch Panel	EA	\$ 470.00	24%	\$ 357.20
90381	06	Schooner Panel	EA	\$ 481.00	24%	\$ 365.56
90382	05	Timber Decor Panel (Tall)	EA	\$ 1,548.00	24%	\$ 1,176.48

U.S. COMMUNITIES PRICE LIST 1805 PLAY EQUIPMENT

Part No.	Part Group	Item Description	Unit	Commercial Price	USC Disc't	USC Net Price
90383	05	Timber Decor Panel (Tall)	EA	\$ 1,517.00	24%	\$ 1,152.92
90384	18	Timber Decor Panel	EA	\$ 760.00	24%	\$ 577.60
90386	05	Rockscape Archway W/ Guardrail	EA	\$ 486.00	24%	\$ 369.36
90387	05	Rockscape Archway W/ Barrier	EA	\$ 602.00	24%	\$ 457.52
90388	05	1'-6" Overhead Climber Access Ladder	EA	\$ 331.00	24%	\$ 251.56
90389	05	2'-0" Overhead Climber Access Ladder	EA	\$ 341.00	24%	\$ 259.16
90390	05	2'-6" Overhead Climber Access Ladder	EA	\$ 367.00	24%	\$ 278.92
90391	05	3'-0" Overhead Climber Access Ladder	EA	\$ 375.00	24%	\$ 285.00
90392	05	Store Panel Two Color	EA	\$ 1,072.00	24%	\$ 814.72
90393	05	Mini Arch Bridge W/ Barrier	EA	\$ 2,490.00	24%	\$ 1,892.40
90394	05	Mini Arch Bridge W/ /Guardrail	EA	\$ 1,996.00	24%	\$ 1,516.96
90395	05	1'-6" Rung Kickplate	EA	\$ 578.00	24%	\$ 439.28
90396	05	2' Rung Kickplate	EA	\$ 580.00	24%	\$ 440.80
90397	05	Funnel Suspension Bridge W/ Barrier	EA	\$ 6,014.00	24%	\$ 4,570.64
90398	05	Funnel Suspension Bridge W/ Guardrail	EA	\$ 5,523.00	24%	\$ 4,197.48
90399	05	Std Funnel Bridge,1 Dk Span W/ Barrier	EA	\$ 2,479.00	24%	\$ 1,884.04
90400	05	Std Funnel Bridge,1 Dk Span Guardrail	EA	\$ 1,581.00	24%	\$ 1,201.56
90401	05	Std Funnel Bridge,2 Dk Span Barrier	EA	\$ 4,510.00	24%	\$ 3,427.60
90402	05	Std Funnel Bridge,2 Dk Span Guardrail	EA	\$ 3,014.00	24%	\$ 2,290.64
90403	05	Sloped Funnel Climber W/ Guardrail	EA	\$ 2,064.00	24%	\$ 1,568.64
90404	05	1'-6"/2' 90 Deg Funnel Bridge Bar 1 Dk	EA	\$ 6,088.00	24%	\$ 4,626.88
90405	05	1'-6"/2' 90 Deg Fnl Bridge Guard 1 Dk	EA	\$ 4,520.00	24%	\$ 3,435.20
90406	05	Ada Punched Steelway -Barrier (2 Dk)	EA	\$ 4,242.00	24%	\$ 3,223.92
90407	05	Ada Punched Steelway -Guardrail (2 Dk)	EA	\$ 3,823.00	24%	\$ 2,905.48
90408	05	Ada Punched Steelway -Barrier (3 Dk)	EA	\$ 7,161.00	24%	\$ 5,442.36
90409	05	Ada Punched Steelway -Guardrail (3 Dk)	EA	\$ 6,005.00	24%	\$ 4,563.80
90410	06	Climber Archway W/ Guardrail	EA	\$ 348.00	24%	\$ 264.48
90411	05	Climber Archway W/ Barrier	EA	\$ 525.00	24%	\$ 399.00
90412	05	Stnd Arch Bridge,2 Dk Span Barrier	EA	\$ 5,441.00	24%	\$ 4,135.16
90413	05	Stnd Arch Bridge,2 Dk Span Guardrail	EA	\$ 4,403.00	24%	\$ 3,346.28
90414	05	Stnd Arch Bridge,3 Dk Span Barrier	EA	\$ 6,757.00	24%	\$ 5,135.32
90415	05	Stnd Arch Bridge,3 Dk Span Guardrail	EA	\$ 5,854.00	24%	\$ 4,449.04
90416	05	Rockscape Archway Package (4' & 6')	EA	\$ 1,145.00	24%	\$ 870.20
90417	05	Rockscape Arch Package (4'-6" & 6-6")	EA	\$ 1,184.00	24%	\$ 899.84
90418	05	Rockscape Archway Package (5' & 7')	EA	\$ 1,172.00	24%	\$ 890.72
90420	05	Funnel Crow'S Nest W/ Guardrail	EA	\$ 867.00	24%	\$ 658.92
90421	05	Funnel Crow'S Nest Solid St Whl, Gr	EA	\$ 1,224.00	24%	\$ 930.24
90422	05	Funnel Crow'S Nest Molded St Whl,Gr	EA	\$ 1,095.00	24%	\$ 832.20
90423	06	Funnel Crow'S Nest Thunderring Gr	EA	\$ 1,135.00	24%	\$ 862.60
90425	05	Letters Maze Above Deck	EA	\$ 1,146.00	24%	\$ 870.96
90426	05	Time & Place Above Deck	EA	\$ 1,352.00	24%	\$ 1,027.52
90427	05	Funnel Crow'S Nest Solid St Whl, Bar	EA	\$ 1,518.00	24%	\$ 1,153.68
90429	05	Ada Crow'S Nest Molded Steer Wheel	EA	\$ 1,616.00	24%	\$ 1,228.16
90430	05	Decorative Panel W/Gizmo, Above Dk	EA	\$ 567.00	24%	\$ 430.92

U.S. COMMUNITIES PRICE LIST 1805 PLAY EQUIPMENT

Part No.	Part Group	Item Description	Unit	Commercial Price	USC Disc't	USC Net Price
90431	05	Decorative Panel W/Gizmo, Below Dk	EA	\$ 643.00	24%	\$ 488.68
90432	05	Decorative Pnl Molded S Whl,Below Dk	EA	\$ 971.00	24%	\$ 737.96
90433	18	Decorative Pnl Thunderring,Below Dk	EA	\$ 1,003.00	24%	\$ 762.28
90435	05	Lang Pnl World Greeting, Below Dk	EA	\$ 763.00	24%	\$ 579.88
90436	05	Observation Window	EA	\$ 1,323.00	24%	\$ 1,005.48
90437	05	Decorative Panel, Below Dk	EA	\$ 632.00	24%	\$ 480.32
90438	05	Counting Panel Below Dk	EA	\$ 1,402.00	24%	\$ 1,065.52
90439	05	Animal Panel Below Dk	EA	\$ 1,349.00	24%	\$ 1,025.24
90441	05	Touch Math Panel Below Dk	EA	\$ 1,831.00	24%	\$ 1,391.56
90442	05	Endangered Species Panel Below Dk	EA	\$ 1,413.00	24%	\$ 1,073.88
90443	05	Math Panel Below Dk	EA	\$ 1,402.00	24%	\$ 1,065.52
90444	05	Nature Panel Below Dk	EA	\$ 1,351.00	24%	\$ 1,026.76
90445	05	Noah'S Ark Panel Below Dk	EA	\$ 1,336.00	24%	\$ 1,015.36
90446	05	Object Panel Below Dk	EA	\$ 1,332.00	24%	\$ 1,012.32
90447	05	Shapes Panel Below Dk	EA	\$ 1,340.00	24%	\$ 1,018.40
90448	05	Solar System Panel Below Dk	EA	\$ 1,344.00	24%	\$ 1,021.44
90449	05	Tic-Tac-Toe Panel Below Dk	EA	\$ 1,403.00	24%	\$ 1,066.28
90450	18	3' Ss Straight Chuter	EA	\$ 2,100.00	24%	\$ 1,596.00
90451	18	4' Ss Straight Chuter	EA	\$ 2,360.00	24%	\$ 1,793.60
90452	18	5' Ss Straight Chuter	EA	\$ 2,616.00	24%	\$ 1,988.16
90453	18	6' Ss Straight Chuter	EA	\$ 2,879.00	24%	\$ 2,188.04
90454	06	7' Ss Straight Chuter	EA	\$ 3,135.00	24%	\$ 2,382.60
90455	18	8' Ss Straight Chuter	EA	\$ 3,398.00	24%	\$ 2,582.48
90456	18	3' Ss Double Chuter	EA	\$ 3,542.00	24%	\$ 2,691.92
90457	18	4' Ss Double Chuter	EA	\$ 4,075.00	24%	\$ 3,097.00
90458	06	5' Ss Double Chuter	EA	\$ 4,604.00	24%	\$ 3,499.04
90459	18	6' Ss Double Chuter	EA	\$ 5,133.00	24%	\$ 3,901.08
90460	06	7' Ss Double Chuter	EA	\$ 5,663.00	24%	\$ 4,303.88
90461	06	8' Ss Double Chuter	EA	\$ 6,194.00	24%	\$ 4,707.44
90462	10	Stainless Steel Spiral Slide (4')	EA	\$ 21,540.00	24%	\$ 16,370.40
90463	10	Stainless Steel Spiral Slide (5')	EA	\$ 21,167.00	24%	\$ 16,086.92
90464	10	Stainless Steel Spiral Slide (6')	EA	\$ 20,897.00	24%	\$ 15,881.72
90465	05	Train Cabin Panel	EA	\$ 1,723.00	24%	\$ 1,309.48
90466	05	Maze Panel, Above Dk	EA	\$ 1,118.00	24%	\$ 849.68
90467	05	Maze Panel, Below Dk	EA	\$ 1,189.00	24%	\$ 903.64
90468	05	Anchors Away Panel, Above Dk	EA	\$ 1,311.00	24%	\$ 996.36
90469	05	Anchors Away Panel, Below Dk	EA	\$ 1,384.00	24%	\$ 1,051.84
90470	05	Count & Spell Pnl (1 Color), Above Dk	EA	\$ 973.00	24%	\$ 739.48
90471	05	Count & Spell Pnl (1 Color), Below Dk	EA	\$ 1,142.00	24%	\$ 867.92
90472	05	Count & Spell Pnl (2 Color), Above Dk	EA	\$ 1,136.00	24%	\$ 863.36
90473	05	Count & Spell Pnl (2 Color), Below Dk	EA	\$ 1,261.00	24%	\$ 958.36
90474	05	Piston Panel	EA	\$ 2,240.00	24%	\$ 1,702.40
90475	05	Rain Wheel Panel	EA	\$ 1,679.00	24%	\$ 1,276.04
90476	05	Rung Enclosure W/Guardrail, Above Dk	EA	\$ 396.00	24%	\$ 300.96

U.S. COMMUNITIES PRICE LIST 1805 PLAY EQUIPMENT

Part No.	Part Group	Item Description	Unit	Commercial Price	USC Disct	USC Net Price
90477	05	Rung Enclosure W/Guardrail, Below Dk	EA	\$ 566.00	24%	\$ 430.16
90478	05	Rung Encl Mold S. Whl & Gr, Above Dk	EA	\$ 615.00	24%	\$ 467.40
90479	05	Rung Encl Mold S. Whl & Gr, Below Dk	EA	\$ 787.00	24%	\$ 598.12
90480	18	Rung Encl Thunderring & Gr, Above Dk	EA	\$ 658.00	24%	\$ 500.08
90481	06	Rung Encl Thunderring & Gr, Below Dk	EA	\$ 829.00	24%	\$ 630.04
90484	05	Rung Encl Telescope & Gr, Above Dk	EA	\$ 1,456.00	24%	\$ 1,106.56
90486	05	Coat Of Arms Panel, Above Dk	EA	\$ 1,385.00	24%	\$ 1,052.60
90487	05	Coat Of Arms Panel, Below Dk	EA	\$ 1,447.00	24%	\$ 1,099.72
90488	05	Custom Panel (One Side), Above Dk	EA	\$ 1,376.00	24%	\$ 1,045.76
90489	05	Custom Panel (One Side), Below Dk	EA	\$ 1,443.00	24%	\$ 1,096.68
90490	05	Custom Panel (Two Side), Above Dk	EA	\$ 1,867.00	24%	\$ 1,418.92
90491	05	Custom Panel (Two Side), Below Dk	EA	\$ 1,938.00	24%	\$ 1,472.88
90492	05	Funnel Enclosure W/Guardrail	EA	\$ 414.00	24%	\$ 314.64
90493	05	Wide Rung Kick Plate (2'-0")	EA	\$ 815.00	24%	\$ 619.40
90494	05	Castle Window Panel, Above Dk	EA	\$ 1,644.00	24%	\$ 1,249.44
90495	05	Royal Castle Panel	EA	\$ 2,904.00	24%	\$ 2,207.04
90496	05	Rung Encl Solid S. Whl & Bar, Above Dk	EA	\$ 963.00	24%	\$ 731.88
90497	05	Rung Encl Solid S. Whl & Bar, Below Dk	EA	\$ 1,134.00	24%	\$ 861.84
90498	05	Rung Encl Dbl Solid S. Whl Bar, Above Dk	EA	\$ 1,142.00	24%	\$ 867.92
90499	05	Rung Encl Dbl Solid S. Whl Bar, Below Dk	EA	\$ 1,301.00	24%	\$ 988.76
90501	05	Rung Encl Solid S. Whl & Gr, Above Dk	EA	\$ 744.00	24%	\$ 565.44
90502	05	Rung Encl Solid S. Whl & Gr, Below Dk	EA	\$ 916.00	24%	\$ 696.16
90503	05	2'-6"/3' Single Wave Zip Slide	EA	\$ 1,264.00	24%	\$ 960.64
90504	05	4' Single Zip Slide	EA	\$ 1,682.00	24%	\$ 1,278.32
90505	05	5' Single Zip Slide	EA	\$ 1,833.00	24%	\$ 1,393.08
90506	05	6' Single Wave Zip Slide	EA	\$ 2,030.00	24%	\$ 1,542.80
90507	05	2'-6"/3' Rumble & Roll Zip Slide	EA	\$ 1,819.00	24%	\$ 1,382.44
90508	05	4' Double Zip Slide, Std Dk	EA	\$ 2,190.00	24%	\$ 1,664.40
90509	05	5' Double Zip Slide, Std Dk	EA	\$ 2,438.00	24%	\$ 1,852.88
90510	05	6' Dueling Wave Zip Slide, Std Dk	EA	\$ 2,652.00	24%	\$ 2,015.52
90511	05	7'/7'-6" Double Wave Zip Slide	EA	\$ 3,826.00	24%	\$ 2,907.76
90512	05	8' Std Zip Slide	EA	\$ 2,765.00	24%	\$ 2,101.40
90513	05	8' Std Zip Slide W/Gizmos	EA	\$ 3,671.00	24%	\$ 2,789.96
90514	05	Wide Rung Enclosure (Barrier) (Above)	EA	\$ 777.00	24%	\$ 590.52
90515	05	Wide Rung Encl (Guardrail) (Above)	EA	\$ 518.00	24%	\$ 393.68
90516	05	Wide Rng Encl Dbl Mold S. Whl Bar Above	EA	\$ 1,164.00	24%	\$ 884.64
90517	05	Wide Rng Encl Dbl Mold S. Whl Bar Below	EA	\$ 1,266.00	24%	\$ 962.16
90518	05	Wide Rng Encl Dbl Solid S. Whl Bar Above	EA	\$ 1,436.00	24%	\$ 1,091.36
90519	05	Wide Rng Encl Dbl Solid S. Whl Bar Below	EA	\$ 1,605.00	24%	\$ 1,219.80
90520	05	Wide Rng Encl Dbl Mold S. Whl Gr Above	EA	\$ 1,022.00	24%	\$ 776.72
90521	05	Wide Rng Encl Dbl Mold S. Whl Gr Below	EA	\$ 1,090.00	24%	\$ 828.40
90522	05	Wide Rng Encl Dbl Solid S. Whl Gr Above	EA	\$ 1,280.00	24%	\$ 972.80
90523	05	Wide Rng Encl Dbl Solid S. Whl Gr Below	EA	\$ 1,369.00	24%	\$ 1,040.44
90524	05	Castle Window Panel, Below Dk	EA	\$ 1,736.00	24%	\$ 1,319.36

U.S. COMMUNITIES PRICE LIST 1805 PLAY EQUIPMENT

Part No.	Part Group	Item Description	Unit	Commercial Price	USC Disc't	USC Net Price
90525	18	Half Panel W/Thunderring	EA	\$ 706.00	24%	\$ 536.56
90526	05	2' Flag Post	EA	\$ 300.00	24%	\$ 228.00
90527	05	3' Flag Post	EA	\$ 328.00	24%	\$ 249.28
90528	05	4' Flag Post	EA	\$ 356.00	24%	\$ 270.56
90529	05	5' Flag Post	EA	\$ 378.00	24%	\$ 287.28
90530	05	2'1/2'-6" Little Foot Slide W/Enclosure	EA	\$ 1,270.00	24%	\$ 965.20
90531	05	5' Double Zip Slide, Wide Dk	EA	\$ 2,438.00	24%	\$ 1,852.88
90532	05	6' Dueling Wave Zip Slide, Wide Dk	EA	\$ 2,705.00	24%	\$ 2,055.80
90533	05	2'-6" Rung Kickplate	EA	\$ 717.00	24%	\$ 544.92
90534	05	3' Rung Kickplate	EA	\$ 740.00	24%	\$ 562.40
90535	06	12" Roof Extension W/Cap	EA	\$ 128.00	24%	\$ 97.28
90536	05	24" Roof Extension W/Cap	EA	\$ 177.00	24%	\$ 134.52
90537	06	48" Roof Extension W/Cap	EA	\$ 237.00	24%	\$ 180.12
90538	05	60" Roof Extension W/Cap	EA	\$ 259.00	24%	\$ 196.84
90539	05	3'/3'-6" Zipper Climber	EA	\$ 862.00	24%	\$ 655.12
90540	05	4' Zipper Climber	EA	\$ 1,019.00	24%	\$ 774.44
90541	05	5'/5'-6" Zipper Climber	EA	\$ 999.00	24%	\$ 759.24
90542	05	6' Zipper Climber	EA	\$ 1,087.00	24%	\$ 826.12
90543	05	Wavy Mirror Panel, Above Dk	EA	\$ 2,583.00	24%	\$ 1,963.08
90544	05	Wavy Mirror Panel, Below Dk	EA	\$ 2,702.00	24%	\$ 2,053.52
90545	05	4' Wave Climber	EA	\$ 644.00	24%	\$ 489.44
90546	05	Climber Archway W/D-Ring & Barrier	EA	\$ 576.00	24%	\$ 437.76
90548	05	Climber Archway W/ Plate & Guardrail	EA	\$ 554.00	24%	\$ 421.04
90549	05	Climber Archway W/ Plate & Barrier	EA	\$ 665.00	24%	\$ 505.40
90550	05	Triangle Modern Roof	EA	\$ 866.00	24%	\$ 658.16
90551	05	Square Modern Roof	EA	\$ 1,640.00	24%	\$ 1,246.40
90552	05	90° Bridge (Barrier)	EA	\$ 6,213.00	24%	\$ 4,721.88
90553	05	90° Bridge (Guardrail)	EA	\$ 5,346.00	24%	\$ 4,062.96
90554	05	S Bridge (Barrier)	EA	\$ 12,456.00	24%	\$ 9,466.56
90555	05	S Bridge (Guardrail)	EA	\$ 10,713.00	24%	\$ 8,141.88
90556	05	Ada 90° Bridge (Barrier)	EA	\$ 6,425.00	24%	\$ 4,883.00
90557	05	Ada 90° Bridge (Guardrail)	EA	\$ 5,244.00	24%	\$ 3,985.44
90558	05	Ada"S" Bridge (Barrier)	EA	\$ 12,871.00	24%	\$ 9,781.96
90559	05	Ada "S" Bridge (Guardrail)	EA	\$ 10,507.00	24%	\$ 7,985.32
90560	05	Sq Deck Internal Climb(5'-0"&5'-6")	EA	\$ 3,402.00	24%	\$ 2,585.52
90561	05	Sq Deck Internal Climb(6'-0"&6'-6")	EA	\$ 3,647.00	24%	\$ 2,771.72
90562	05	Sq Deck Internal Climb(7'-0"&7'-6")	EA	\$ 3,896.00	24%	\$ 2,960.96
90563	05	Sq Deck Internal Climb(8'-0")	EA	\$ 4,187.00	24%	\$ 3,182.12
90564	05	Dbl Ridge Climb(5' 6", 6' 0", &6'-6")	EA	\$ 1,326.00	24%	\$ 1,007.76
90565	05	Dbl Ridge Climb(7'-0",7'-6", &8'-0")	EA	\$ 1,354.00	24%	\$ 1,029.04
90566	05	Double Lateral Ridge Climber	EA	\$ 1,426.00	24%	\$ 1,083.76
90567	05	Lateral Ridge Climber	EA	\$ 1,049.00	24%	\$ 797.24
90568	05	Suspension Bridge (Barrier)	EA	\$ 6,857.00	24%	\$ 5,211.32
90569	05	Suspension Bridge (Guardrail)	EA	\$ 5,628.00	24%	\$ 4,277.28

U.S. COMMUNITIES PRICE LIST 1805 PLAY EQUIPMENT

Part No.	Part Group	Item Description	Unit	Commercial Price	USC Disc't	USC Net Price
90570	05	Double Lateral Ridge Climber	EA	\$ 1,426.00	24%	\$ 1,083.76
90571	05	Lateral Ridge Climber	EA	\$ 1,071.00	24%	\$ 813.96
90572	05	Scramble Up (3'-0")	EA	\$ 368.00	24%	\$ 279.68
90573	05	Scramble Up (3'-6" To 5'-0")	EA	\$ 735.00	24%	\$ 558.60
90574	05	Scramble Up (5'-6" & 6'-0")	EA	\$ 1,102.00	24%	\$ 837.52
90575	05	Scramble Up (6'-6" To 8'-0")	EA	\$ 1,469.00	24%	\$ 1,116.44
90578	05	Swerve Slide	EA	\$ 1,579.00	24%	\$ 1,200.04
90579	05	Double Swerve Slide	EA	\$ 2,382.00	24%	\$ 1,810.32
90580	05	Wide Deck Climber Archway (Guardrail)	EA	\$ 561.00	24%	\$ 426.36
90581	05	Wide Deck Climber Archway (Barrier)	EA	\$ 727.00	24%	\$ 552.52
90583	05	2'-6"/3' 90 Deg Funnel Bridge Bar 1 Dk	EA	\$ 4,961.00	24%	\$ 3,770.36
90584	05	3'-6"/4' 90 Deg Funnel Bridge Bar 1 Dk	EA	\$ 4,977.00	24%	\$ 3,782.52
90585	05	4'-6"/5' 90 Deg Funnel Bridge Bar 1 Dk	EA	\$ 4,990.00	24%	\$ 3,792.40
90586	05	5'-6"/6' 90 Deg Funnel Bridge Bar 1 Dk	EA	\$ 5,009.00	24%	\$ 3,806.84
90587	05	6'-6"/7' 90 Deg Funnel Bridge Bar 1 Dk	EA	\$ 5,023.00	24%	\$ 3,817.48
90588	05	7'-6"/8' 90 Deg Funnel Bridge Bar 1 Dk	EA	\$ 5,038.00	24%	\$ 3,828.88
90590	05	2'-6"/3' 90 Deg Funnel Bridge Gr 1 Dk	EA	\$ 4,539.00	24%	\$ 3,449.64
90591	05	3'-6"/4' 90 Deg Funnel Bridge Gr 1 Dk	EA	\$ 4,557.00	24%	\$ 3,463.32
90592	05	Ridge Climber (Single)	EA	\$ 696.00	24%	\$ 528.96
M90593	05	Straight Crawl Tube (1 Deck Span)	EA	\$ 1,585.00	24%	\$ 1,204.60
90593	05	Straight Crawl Tube (1 Deck Span)	EA	\$ 1,585.00	24%	\$ 1,204.60
M90594	05	Straight Crawl Tube (2 Deck Span)	EA	\$ 2,348.00	24%	\$ 1,784.48
90594	05	Straight Crawl Tube (2 Deck Span)	EA	\$ 2,348.00	24%	\$ 1,784.48
M90595	05	S Crawl Tube	EA	\$ 2,233.00	24%	\$ 1,697.08
90595	05	S Crawl Tube	EA	\$ 2,233.00	24%	\$ 1,697.08
M90597	05	Fun-L Up Crawl Tube Link	EA	\$ 1,974.00	24%	\$ 1,500.24
90597	05	Fun-L Up Crawl Tube Link	EA	\$ 1,974.00	24%	\$ 1,500.24
90598	05	Hour Glass Climber	EA	\$ 804.00	24%	\$ 611.04
90599	05	Playworx Connector Deck	EA	\$ 810.00	24%	\$ 615.60
90600	05	Playworx 5' Zip Slide (W/O Hood)	EA	\$ 1,272.00	24%	\$ 966.72
90601	05	Wave Bridge Lo (Barrier)	EA	\$ 2,725.00	24%	\$ 2,071.00
90602	05	Wave Bridge Lo (Guardrail)	EA	\$ 2,201.00	24%	\$ 1,672.76
90603	05	Wave Bridge Hi (Barrier)	EA	\$ 2,686.00	24%	\$ 2,041.36
90604	05	Wave Bridge Hi (Guardrail)	EA	\$ 2,163.00	24%	\$ 1,643.88
M90605	05	Punched Steel Crawl Tube (Above)	EA	\$ 4,961.00	24%	\$ 3,770.36
90605	05	Punched Steel Crawl Tube (Above)	EA	\$ 4,961.00	24%	\$ 3,770.36
M90606	05	Punched Steel Crawl Tube (Below)	EA	\$ 5,314.00	24%	\$ 4,038.64
90606	05	Punched Steel Crawl Tube (Below)	EA	\$ 5,314.00	24%	\$ 4,038.64
90608	05	Challenge Canyon Bridge	EA	\$ 2,188.00	24%	\$ 1,662.88
90609	05	Playworx 6' Wavezip Slide (W/O Hood)	EA	\$ 1,461.00	24%	\$ 1,110.36
90610	05	Contoured Panel (Above)	EA	\$ 1,050.00	24%	\$ 798.00
90611	05	Contoured Panel (Below)	EA	\$ 917.00	24%	\$ 696.92
M90612	05	Crawl-In Double Fun-L Up	EA	\$ 2,889.00	24%	\$ 2,195.64
90612	05	Crawl-In Double Fun-L Up	EA	\$ 2,889.00	24%	\$ 2,195.64

U.S. COMMUNITIES PRICE LIST 1805 PLAY EQUIPMENT

Part No.	Part Group	Item Description	Unit	Commercial Price	USC Disc't	USC Net Price
M90613	05	Walk-In Double Fun-L Up	EA	\$ 3,173.00	24%	\$ 2,411.48
90613	05	Walk-In Double Fun-L Up	EA	\$ 3,173.00	24%	\$ 2,411.48
M90614	05	Walk In Double Fun-L Over	EA	\$ 3,173.00	24%	\$ 2,411.48
90614	05	Walk In Double Fun-L Over	EA	\$ 3,173.00	24%	\$ 2,411.48
M90615	05	Fun-L Up & Around	EA	\$ 2,678.00	24%	\$ 2,035.28
90615	05	Fun-L Up & Around	EA	\$ 2,678.00	24%	\$ 2,035.28
M90616	05	Fun-L Up & Across	EA	\$ 2,734.00	24%	\$ 2,077.84
90616	05	Fun-L Up & Across	EA	\$ 2,734.00	24%	\$ 2,077.84
90617	05	Playworx Swerve Slide (W/O Hood)	EA	\$ 1,090.00	24%	\$ 828.40
90618	05	Step Up Platform	EA	\$ 3,476.00	24%	\$ 2,641.76
90619	05	Ergo Climber (4'-0" & 4'-6")	EA	\$ 861.00	24%	\$ 654.36
90620	05	Ergo Climber (5'-0" & 5'-6")	EA	\$ 983.00	24%	\$ 747.08
90621	05	Ergo Climber (6'-0")	EA	\$ 1,079.00	24%	\$ 820.04
90625	05	Inclined Cosmix Climber (Center)	EA	\$ 1,872.00	24%	\$ 1,422.72
M90626	05	Fun-L Crawl Tube Attachment	EA	\$ 2,143.00	24%	\$ 1,628.68
90626	05	Fun-L Crawl Tube Attachment	EA	\$ 2,143.00	24%	\$ 1,628.68
90627	05	Ergo Link (2'-0" Rise)	EA	\$ 716.00	24%	\$ 544.16
90628	05	Ergo Link (3'-0" Rise)	EA	\$ 751.00	24%	\$ 570.76
90629	05	Ergo Link 4'-0" Rise)	EA	\$ 854.00	24%	\$ 649.04
M90630	05	Walk-In Double Funnel Up	EA	\$ 3,322.00	24%	\$ 2,524.72
90630	05	Walk-In Double Funnel Up	EA	\$ 3,322.00	24%	\$ 2,524.72
90631	05	Bubble Panel (Above)	EA	\$ 919.00	24%	\$ 698.44
90632	05	Stego Climber (4'-0" & 4'-6")	EA	\$ 498.00	24%	\$ 378.48
90633	05	Stego Climber (5'-0" & 5'-6")	EA	\$ 571.00	24%	\$ 433.96
90634	05	Stego Climber (6'-0" & 6'-6")	EA	\$ 655.00	24%	\$ 497.80
90635	05	Stego Climber (7'-0" & 7'-6")	EA	\$ 735.00	24%	\$ 558.60
90636	05	Stego Climber (8'-0")	EA	\$ 813.00	24%	\$ 617.88
M90637	05	Tunnel Up	EA	\$ 2,696.00	24%	\$ 2,048.96
90637	05	Tunnel Up	EA	\$ 2,696.00	24%	\$ 2,048.96
90638	05	Spiral Climber (4'-0" & 4'-6")	EA	\$ 719.00	24%	\$ 546.44
90639	05	Spiral Climber (5'-0" & 5'-6")	EA	\$ 753.00	24%	\$ 572.28
90640	05	Spiral Climber (6'-0" & 6'-6")	EA	\$ 840.00	24%	\$ 638.40
90641	05	Spiral Climber (7'-0" & 7'-6")	EA	\$ 923.00	24%	\$ 701.48
90642	05	Spiral Climber (8'-0")	EA	\$ 1,001.00	24%	\$ 760.76
90643	05	Bubble Panel (Below)	EA	\$ 1,059.00	24%	\$ 804.84
90644	18	Net Tunnel	EA	\$ 27,309.00	24%	\$ 20,754.84
90648	05	Punched Steel Stairs (1'-6")	EA	\$ 1,018.00	24%	\$ 773.68
90649	05	Punched Steel Stairs (2'-0")	EA	\$ 1,409.00	24%	\$ 1,070.84
90650	05	Punched Steel Stairs (2'-6")	EA	\$ 1,515.00	24%	\$ 1,151.40
90651	05	Punched Steel Stairs (3'-0")	EA	\$ 1,773.00	24%	\$ 1,347.48
90652	05	3' Step Up Platform	EA	\$ 3,882.00	24%	\$ 2,950.32
90653	05	3'-6"/4'-0" Zip Swerve Slide Left	EA	\$ 1,525.00	24%	\$ 1,159.00
90654	05	3'-6"/4'-0" Zip Swerve Slide Right	EA	\$ 1,525.00	24%	\$ 1,159.00
90655	05	Pod Climber	EA	\$ 966.00	24%	\$ 734.16

U.S. COMMUNITIES PRICE LIST 1805 PLAY EQUIPMENT

Part No.	Part Group	Item Description	Unit	Commercial Price	USC Disc't	USC Net Price
90656	05	Pod Climber (Link)	EA	\$ 1,297.00	24%	\$ 985.72
90657	05	Accessible Steps (2'-0") (Guardrail)	EA	\$ 1,520.00	24%	\$ 1,155.20
90658	05	Accessible Steps (2'-0") (Barrier)	EA	\$ 1,997.00	24%	\$ 1,517.72
90659	05	Accessible Steps (4'-0") (Guardrail)	EA	\$ 2,809.00	24%	\$ 2,134.84
90660	05	Accessible Steps (4'-0") (Barrier)	EA	\$ 3,907.00	24%	\$ 2,969.32
90665	05	Inclined Cosmix Climber (Offset)	EA	\$ 988.00	24%	\$ 750.88
90666	05	Spiral Step Climber (2'-0" & 2'-6")	EA	\$ 645.00	24%	\$ 490.20
90667	05	Spiral Step Climber (3'-0" & 3'-6")	EA	\$ 839.00	24%	\$ 637.64
90668	05	Spiral Step Climber (4'-0" & 4'-6")	EA	\$ 1,035.00	24%	\$ 786.60
90669	05	Spiral Step Climber (5'-0" & 5'-6")	EA	\$ 1,231.00	24%	\$ 935.56
90670	05	Spiral Step Climber (6'-0")	EA	\$ 1,424.00	24%	\$ 1,082.24
90671	05	Wide Access Ramp Link 3 Dk Gr	EA	\$ 8,600.00	24%	\$ 6,536.00
90672	05	Ada Wide Ramp	EA	\$ 8,755.00	24%	\$ 6,653.80
90673	06	Ramp (Guardrail)	EA	\$ 5,572.00	24%	\$ 4,234.72
90674	05	Std Access Ramp Link 3 Dk Gr	EA	\$ 7,226.00	24%	\$ 5,491.76
90676	05	Std Access Ramp Link Gr 2'-6" & 3'	EA	\$ 7,268.00	24%	\$ 5,523.68
90677	05	Std Access Ramp Link Gr 3'-6" & 4'	EA	\$ 7,318.00	24%	\$ 5,561.68
90678	06	Ramp (Guardrail) 1'-6" & 2'	EA	\$ 5,608.00	24%	\$ 4,262.08
90679	06	Ramp (Guardrail) 2'-6" & 3'	EA	\$ 5,644.00	24%	\$ 4,289.44
90680	06	Ramp (Guardrail) 3'-6" & 4'	EA	\$ 5,681.00	24%	\$ 4,317.56
90681	05	Wide Acc Ramp Link Gr 2'-6" & 3'	EA	\$ 8,345.00	24%	\$ 6,342.20
90682	05	Wide Acc Ramp Link Gr 3'-6" & 4'	EA	\$ 8,428.00	24%	\$ 6,405.28
90683	05	Ada Wide Ramp (Guardrail) 1'-6" & 2'	EA	\$ 8,865.00	24%	\$ 6,737.40
90684	05	Ada Wide Ramp (Guardrail) 2'-6" & 3'	EA	\$ 8,812.00	24%	\$ 6,697.12
90685	05	Ada Wide Ramp (Guardrail) 3'-6" & 4'	EA	\$ 9,043.00	24%	\$ 6,872.68
90698	05	Letters Maze Below Deck	EA	\$ 1,285.00	24%	\$ 976.60
90699	05	Alpha Maze Below Deck	EA	\$ 1,489.00	24%	\$ 1,131.64
90700	05	Single Entrance Wilderslide li	EA	\$ 919.00	24%	\$ 698.44
90701	05	Double Entrance Wilderslide li	EA	\$ 1,328.00	24%	\$ 1,009.28
90703	05	Straight Section Wilderslide li	EA	\$ 411.00	24%	\$ 312.36
90704	05	Left Curve Section Wilderslide li	EA	\$ 565.00	24%	\$ 429.40
90705	05	Right Curve Section Wilderslide li	EA	\$ 565.00	24%	\$ 429.40
90706	05	Exit Section Wilderslide li	EA	\$ 564.00	24%	\$ 428.64
90708	05	Helix Spiral (Helix Adapter)	EA	\$ 742.00	24%	\$ 563.92
90709	05	Support Wilderslide li	EA	\$ 176.00	24%	\$ 133.76
90710	05	Slide Support	EA	\$ 182.00	24%	\$ 138.32
90711	06	Steel Drum - Gadget Panel Above Deck	EA	\$ 3,649.00	24%	\$ 2,773.24
90712	06	Airlock Cog - Gadget Panel Above Deck	EA	\$ 2,518.00	24%	\$ 1,913.68
90713	06	Frog Slide Puzzle-Gadget Pnl Above Dk	EA	\$ 1,935.00	24%	\$ 1,470.60
90714	06	3 In A Row - Gadget Panel Above Deck	EA	\$ 2,065.00	24%	\$ 1,569.40
90715	06	Twist Ball Run-Gadget Pnl Above Dk	EA	\$ 1,978.00	24%	\$ 1,503.28
90716	06	Color Wheel - Gadget Panel Above Deck	EA	\$ 2,496.00	24%	\$ 1,896.96
90718	05	Slide Support	EA	\$ 130.00	24%	\$ 98.80
90719	06	Steel Drum - Gadget Panel Below Deck	EA	\$ 3,778.00	24%	\$ 2,871.28

U.S. COMMUNITIES PRICE LIST 1805 PLAY EQUIPMENT

Part No.	Part Group	Item Description	Unit	Commercial Price	USC Disc't	USC Net Price
90720	06	Airlock Cog - Gadget Panel Below Deck	EA	\$ 2,644.00	24%	\$ 2,009.44
90721	06	Frog Slide Puzzle-Gadget Pnl Below Dk	EA	\$ 2,063.00	24%	\$ 1,567.88
90722	06	3 In A Row - Gadget Panel Below Deck	EA	\$ 2,193.00	24%	\$ 1,666.68
90723	06	Twist Ball Run-Gadget Pnl Below Deck	EA	\$ 2,106.00	24%	\$ 1,600.56
90724	06	Color Wheel - Gadget Panel Below Deck	EA	\$ 2,622.00	24%	\$ 1,992.72
90727	06	Memory Reaction Game Panel	EA	\$ 5,828.00	24%	\$ 4,429.28
90728	06	Memory Reaction Game Panel (Below Dk)	EA	\$ 5,942.00	24%	\$ 4,515.92
90729	05	Double Straight (2 Ft Section)	EA	\$ 597.00	24%	\$ 453.72
90730	06	Kinetic Spinner 2 Color Pnl Above Dk	EA	\$ 2,375.00	24%	\$ 1,805.00
90731	06	Kinetic Spinner 2 Color Pnl Below Dk	EA	\$ 2,542.00	24%	\$ 1,931.92
90732	06	Kinetic Spinner 1 Color Pnl Above Dk	EA	\$ 2,097.00	24%	\$ 1,593.72
90736	05	Sun Blossom 2 Color Gadg Pnl Abov Dk	EA	\$ 2,707.00	24%	\$ 2,057.32
90737	05	Sun Blossom 2 Color Gadg Pnl Belo Dk	EA	\$ 2,873.00	24%	\$ 2,183.48
90738	05	Sun Blossom 1 Color Gadg Pnl Above Dk	EA	\$ 2,297.00	24%	\$ 1,745.72
90739	05	Sun Blossom 1 Color Gadg Pnl Below Dk	EA	\$ 2,465.00	24%	\$ 1,873.40
90740	06	Kinetic Spinner 1 Color Pnl Below Dk	EA	\$ 2,266.00	24%	\$ 1,722.16
90750	06	Butterfly Climber	EA	\$ 4,109.00	24%	\$ 3,122.84
90752	06	6' Wildertube Straight	EA	\$ 2,651.00	24%	\$ 2,014.76
90753	06	8' Wildertube Straight	EA	\$ 2,859.00	24%	\$ 2,172.84
90754	06	6' Wildertube 'L'	EA	\$ 2,657.00	24%	\$ 2,019.32
90755	06	6' Wildertube 'L' Reverse	EA	\$ 2,657.00	24%	\$ 2,019.32
90756	06	8' Wildertube 'L'	EA	\$ 2,860.00	24%	\$ 2,173.60
90757	06	8' Wildertube 'L' Reverse	EA	\$ 2,860.00	24%	\$ 2,173.60
90758	06	6' Wildertube 'S'	EA	\$ 2,859.00	24%	\$ 2,172.84
90759	06	6' Wildertube 'S' Reverse	EA	\$ 2,859.00	24%	\$ 2,172.84
90760	06	8' Wildertube 'S'	EA	\$ 3,800.00	24%	\$ 2,888.00
90761	06	8' Wildertube 'S' Reverse	EA	\$ 3,800.00	24%	\$ 2,888.00
90762	05	Long Exit (Use On 7' & 8' Slides)	EA	\$ 771.00	24%	\$ 585.96
90763	10	Triple Wilderslide li Entrance	EA	\$ 2,168.00	24%	\$ 1,647.68
90764	05	Triple Wilderslide li Entrance Ada	EA	\$ 3,196.00	24%	\$ 2,428.96
90766	05	Hex Pod	EA	\$ 1,803.00	24%	\$ 1,370.28
90767	05	6' Wildertube Quick 'L'	EA	\$ 3,534.00	24%	\$ 2,685.84
90768	05	6' Wildertube Quick 'L' Reverse	EA	\$ 3,591.00	24%	\$ 2,729.16
90769	05	8' Wildertube Quick 'L'	EA	\$ 4,213.00	24%	\$ 3,201.88
90770	05	8' Wildertube Quick 'L' Reverse	EA	\$ 4,213.00	24%	\$ 3,201.88
90771	05	6' Wildertube Quick 'S'	EA	\$ 3,133.00	24%	\$ 2,381.08
90772	05	6' Wildertube Quick 'S' Reverse	EA	\$ 3,133.00	24%	\$ 2,381.08
90773	05	8' Wildertube Quick 'S'	EA	\$ 3,619.00	24%	\$ 2,750.44
90774	05	8' Wildertube Quick 'S' Reverse	EA	\$ 3,619.00	24%	\$ 2,750.44
90776	05	Outrigger Wilderslide li	EA	\$ 145.00	24%	\$ 110.20
90777	46	Kidnetix Twirl	EA	\$ 4,766.00	16%	\$ 4,003.44
90778	05	Triple W Spiral	EA	\$ 7,933.00	24%	\$ 6,029.08
90779	05	Over N Under	EA	\$ 4,807.00	24%	\$ 3,653.32
90780	18	Electronic Lead Guitar Above Deck	EA	\$ 3,339.00	24%	\$ 2,537.64

U.S. COMMUNITIES PRICE LIST 1805 PLAY EQUIPMENT

Part No.	Part Group	Item Description	Unit	Commercial Price	USC Disc't	USC Net Price
90781	18	Electronic Bass Guitar Above Deck	EA	\$ 3,260.00	24%	\$ 2,477.60
90782	06	Electronic Drums Above Deck	EA	\$ 3,259.00	24%	\$ 2,476.84
90783	18	Electronic Keyboard Above Deck	EA	\$ 3,260.00	24%	\$ 2,477.60
90784	18	Electronic Synthesiser Above Deck	EA	\$ 3,311.00	24%	\$ 2,516.36
90785	18	Electronic Lead Guitar Below Deck	EA	\$ 3,339.00	24%	\$ 2,537.64
90786	18	Electronic Bass Guitar Below Deck	EA	\$ 3,260.00	24%	\$ 2,477.60
90787	06	Electronic Drums Below Deck	EA	\$ 3,259.00	24%	\$ 2,476.84
90788	18	Electronic Keyboard Below Deck	EA	\$ 3,260.00	24%	\$ 2,477.60
90789	18	Electronic Synthesizer Below Deck	EA	\$ 3,311.00	24%	\$ 2,516.36
90790	05	Sloped Funnel Climber Barrier (Dbl)	EA	\$ 4,465.00	24%	\$ 3,393.40
90791	05	Sloped Funner Climber Guardrail (Dbl)	EA	\$ 3,569.00	24%	\$ 2,712.44
90792	05	Sloped Funnel Climber Timbers(Dbl)	EA	\$ 6,570.00	24%	\$ 4,993.20
90794	15	33' Sky Run Zip Track (Zero G Seat)	EA	\$ 9,523.00	16%	\$ 7,999.32
90795	35	33' Sky Run Zip Track (Zip Seat)	EA	\$ 10,868.00	16%	\$ 9,129.12
90796	15	33' Sky Run Zip Track Add (Zero G)	EA	\$ 8,546.00	16%	\$ 7,178.64
90797	15	33' Sky Run Track Add (Zip Seat)	EA	\$ 10,602.00	16%	\$ 8,905.68
90799	05	Triple W Spiral Ada	EA	\$ 7,933.00	24%	\$ 6,029.08
90804	06	53' Sky Run Zip Track (Zero G)	EA	\$ 12,953.00	24%	\$ 9,844.28
90805	06	53' Sky Run Zip Track (Zip Seat)	EA	\$ 15,146.00	24%	\$ 11,510.96
90806	06	53' Sky Run Zip Track Add (Zero G)	EA	\$ 10,636.00	24%	\$ 8,083.36
90807	06	53' Sky Run Zip Track Add (Zip Seat)	EA	\$ 13,458.00	24%	\$ 10,228.08
90808	05	1' Hex Deck W/Shadow Play Flower	EA	\$ 10,338.00	24%	\$ 7,856.88
90809	05	2' Hex Deck W/Shadow Play Flower	EA	\$ 10,405.00	24%	\$ 7,907.80
90810	05	3' Hex Deck W/Shadow Play Flower	EA	\$ 10,420.00	24%	\$ 7,919.20
90811	05	4' Hex Deck W/Shadow Play Flower	EA	\$ 10,525.00	24%	\$ 7,999.00
90812	05	5' Hex Deck W/Shadow Play Flower	EA	\$ 10,701.00	24%	\$ 8,132.76
90813	05	6' Hex Deck W/Shadow Play Flower	EA	\$ 10,838.00	24%	\$ 8,236.88
90814	05	8' Hex Deck W/Shadow Play Flower	EA	\$ 10,962.00	24%	\$ 8,331.12
90815	05	7' Hex Deck W/Shadow Play Flower	EA	\$ 10,905.00	24%	\$ 8,287.80
90816	05	1' Ada Hex Dk W/Shadow Play Flower	EA	\$ 10,603.00	24%	\$ 8,058.28
90817	05	2' Ada Hex Dk W/Shadow Play Flower	EA	\$ 10,672.00	24%	\$ 8,110.72
90818	05	3' Ada Hex Dk W/Shadow Play Flower	EA	\$ 10,685.00	24%	\$ 8,120.60
90819	05	4' Ada Hex Dk W/Shadow Play Flower	EA	\$ 10,789.00	24%	\$ 8,199.64
90820	05	5' Ada Hex Dk W/Shadow Play Flower	EA	\$ 10,966.00	24%	\$ 8,334.16
90821	05	6' Ada Hex Dk W/Shadow Play Flower	EA	\$ 11,104.00	24%	\$ 8,439.04
90822	05	7' Ada Hex Dk W/Shadow Play Flower	EA	\$ 11,232.00	24%	\$ 8,536.32
90823	05	8' Ada Hex Dk W/Shadow Play Flower	EA	\$ 11,174.00	24%	\$ 8,492.24
90824	05	Offset Xcelerator	EA	\$ 3,878.00	24%	\$ 2,947.28
90837	06	Animal Tracker Roto Gen	EA	\$ 4,390.00	24%	\$ 3,336.40
90838	06	Sounds of Water Roto Gen	EA	\$ 4,332.00	24%	\$ 3,292.32
90840	10	Xcelerator	EA	\$ 3,591.00	24%	\$ 2,729.16
90841	10	Offset Xcelerator	EA	\$ 4,006.00	24%	\$ 3,044.56
90842	05	Single Spiral	EA	\$ 3,996.00	24%	\$ 3,036.96
90843	05	Double Twin Spiral	EA	\$ 7,535.00	24%	\$ 5,726.60

U.S. COMMUNITIES PRICE LIST 1805 PLAY EQUIPMENT

Part No.	Part Group	Item Description	Unit	Commercial Price	USC Disc't	USC Net Price
90844	05	Double With Spiral	EA	\$ 4,445.00	24%	\$ 3,378.20
90845	05	Double With Spiral Reverse	EA	\$ 4,445.00	24%	\$ 3,378.20
90846	05	Triple W/Spiral (Fully Preconfigured)	EA	\$ 11,975.00	24%	\$ 9,101.00
90847	05	Triple Slide W/Spiral ADA	EA	\$ 11,975.00	24%	\$ 9,101.00
90848	06	2 dk span Net Wall Link	EA	\$ 5,199.00	24%	\$ 3,951.24
90849	06	3 dk span Net Wall Link	EA	\$ 9,954.00	24%	\$ 7,565.04
91004	05	Archway (3D)	EA	\$ 709.00	24%	\$ 538.84
90850	05	4D Sail Roof	EA	\$ 13,016.00	24%	\$ 9,892.16
90853	05	Quadratic Shade Canopy	EA	\$ 4,678.00	24%	\$ 3,555.28
90854	05	Equilateral Shade Canopy	EA	\$ 3,645.00	24%	\$ 2,770.20
90855	05	Hexagonal Shade Canopy	EA	\$ 8,272.00	24%	\$ 6,286.72
91005	05	Climber Archway (3D)	EA	\$ 741.00	24%	\$ 563.16
91006	05	Climber Offset Archway (3D)	EA	\$ 651.00	24%	\$ 494.76
91007	05	Climber Archway W/ D-Ring (3D)	EA	\$ 806.00	24%	\$ 612.56
91009	05	Rockscape Archway (3D)	EA	\$ 839.00	24%	\$ 637.64
91010	05	Archway W/ Socket (3D)	EA	\$ 775.00	24%	\$ 589.00
91011	05	Wide Deck Archway (3D)	EA	\$ 1,042.00	24%	\$ 791.92
91012	05	Wide Deck Climber Archway (3D)	EA	\$ 1,037.00	24%	\$ 788.12
91013	05	Wide Deck Archway W/ Socket(3D)	EA	\$ 1,106.00	24%	\$ 840.56
91015	05	Enclosure (3D) Above Deck	EA	\$ 937.00	24%	\$ 712.12
91016	05	Funnel Bridge (3D) 1 Deck Span	EA	\$ 2,997.00	24%	\$ 2,277.72
91017	05	Funnel Bridge (3D) 2 Deck Span	EA	\$ 5,245.00	24%	\$ 3,986.20
91018	05	Arch Bridge (3D) 2 Deck Span	EA	\$ 6,769.00	24%	\$ 5,144.44
91019	05	Arch Bridge (3D) 3 Deck Span	EA	\$ 9,153.00	24%	\$ 6,956.28
91020	05	Mini Arch Bridge (3D)	EA	\$ 3,168.00	24%	\$ 2,407.68
91021	05	Enclosure (3D) Below Deck	EA	\$ 1,043.00	24%	\$ 792.68
91022	05	Suspension Bridge (3D)	EA	\$ 9,476.00	24%	\$ 7,201.76
91023	05	Funnel Suspension Bridge (3D)	EA	\$ 8,507.00	24%	\$ 6,465.32
91024	05	Drivers Panel Above Deck	EA	\$ 732.00	24%	\$ 556.32
91025	05	Shadow Tree 3D Single 0'-6" - 7'0"	EA	\$ 1,698.00	24%	\$ 1,290.48
91026	05	Shadow Tree 3D Tri 0'-6" - 7'0"	EA	\$ 5,094.00	24%	\$ 3,871.44
91027	05	Shadow Tree 3D Quad 0'-6" - 7'0"	EA	\$ 6,791.00	24%	\$ 5,161.16
91028	05	Shadow Tree 3D Pentagonal 0'-6" - 7'0"	EA	\$ 8,489.00	24%	\$ 6,451.64
91029	05	Shadow Tree 3D Hex 0'-6" - 7'0"	EA	\$ 10,186.00	24%	\$ 7,741.36
91030	05	Shadow Grove 3D (6" - 7'-0")	EA	\$ 3,557.00	24%	\$ 2,703.32
91031	05	3'-0" Transfer Platform (3D)	EA	\$ 3,373.00	24%	\$ 2,563.48
91032	05	4'-0" Transfer Platform (3D)	EA	\$ 4,481.00	24%	\$ 3,405.56
91033	05	5'-0" Transfer Platform (3D)	EA	\$ 5,868.00	24%	\$ 4,459.68
91034	05	1'-0" Transfer System (3D)	EA	\$ 1,917.00	24%	\$ 1,456.92
91035	05	2'-0" Transfer System (3D)	EA	\$ 2,573.00	24%	\$ 1,955.48
91036	05	2'-6" Transfer System (3D)	EA	\$ 3,889.00	24%	\$ 2,955.64
91037	05	3'-0" Transfer System (3D)	EA	\$ 4,126.00	24%	\$ 3,135.76
91038	05	4'-0" Transfer System (3D)	EA	\$ 5,029.00	24%	\$ 3,822.04
91039	06	Ramp (3D) 1'-0"	EA	\$ 8,301.00	24%	\$ 6,308.76

U.S. COMMUNITIES PRICE LIST 1805 PLAY EQUIPMENT

Part No.	Part Group	Item Description	Unit	Commercial Price	USC Disc't	USC Net Price
91040	06	Ramp (3D) 1'-6" & 2'-0"	EA	\$ 8,492.00	24%	\$ 6,453.92
91041	06	Ramp (3D) 2'-6" & 3'-0"	EA	\$ 8,522.00	24%	\$ 6,476.72
91042	06	Ramp (3D) 3'-6" & 4'-0"	EA	\$ 8,558.00	24%	\$ 6,504.08
91043	05	Ada Wide Ramp (3D) 1'-0"	EA	\$ 13,309.00	24%	\$ 10,114.84
91044	05	Ada Wide Ramp (3D) 1'-6" & 2'-0"	EA	\$ 13,438.00	24%	\$ 10,212.88
91045	05	Ada Wide Ramp (3D) 2'-6" & 3'-0"	EA	\$ 13,540.00	24%	\$ 10,290.40
91046	05	Ada Wide Ramp (3D) 3'-6" & 4'-0"	EA	\$ 13,643.00	24%	\$ 10,368.68
91049	05	Ramp Link (3D) 1'-6" & 2'-0"	EA	\$ 10,662.00	24%	\$ 8,103.12
91050	05	Shadow Tree 3D Single 7'-6" - 8'-0"	EA	\$ 1,735.00	24%	\$ 1,318.60
91051	05	Shadow Tree 3D Tri 7'-6" - 8'-0"	EA	\$ 5,203.00	24%	\$ 3,954.28
91052	05	Shadow Tree 3D Quad 7'-6" - 8'-0"	EA	\$ 6,937.00	24%	\$ 5,272.12
91053	05	Shadow Tree 3D Pent 7'-6" - 8'-0"	EA	\$ 8,671.00	24%	\$ 6,589.96
91054	05	Shadow Tree 3D Hex 7'-6" - 8'-0"	EA	\$ 10,405.00	24%	\$ 7,907.80
91055	05	Shadow Grove 3D (7'-6" - 8'-0")	EA	\$ 3,467.00	24%	\$ 2,634.92
91056	05	Ramp Link (3D) 2'-6" & 3'-0"	EA	\$ 10,056.00	24%	\$ 7,642.56
91057	05	Ramp Link (3D) 3'-6" & 4'-0"	EA	\$ 10,101.00	24%	\$ 7,676.76
91058	05	Ramp Link (3D) 4'-6" & 5'-0"	EA	\$ 10,144.00	24%	\$ 7,709.44
91059	05	Ramp Link (3D) 5'-6" & 6'-0"	EA	\$ 10,186.00	24%	\$ 7,741.36
91060	05	Ramp Link (3D) 6'-6" & 7'-0"	EA	\$ 10,230.00	24%	\$ 7,774.80
91061	05	Ramp Link (3D) 7'-6" & 8'-0"	EA	\$ 10,271.00	24%	\$ 7,805.96
91062	05	Ada Wide Ramp Link (3D) 1'-6" & 2'-0"	EA	\$ 11,880.00	24%	\$ 9,028.80
91063	05	Ada Wide Ramp Link (3D) 2'-6" & 3'-0"	EA	\$ 11,975.00	24%	\$ 9,101.00
91064	05	Ada Wide Ramp Link (3D) 3'-6" & 4'-0"	EA	\$ 12,058.00	24%	\$ 9,164.08
91065	05	Ada Wide Ramp Link (3D) 4'-6" & 5'-0"	EA	\$ 12,142.00	24%	\$ 9,227.92
91066	05	Ada Wide Ramp Link (3D) 5'-6" & 6'-0"	EA	\$ 12,230.00	24%	\$ 9,294.80
91067	05	Ada Wide Ramp Link (3D) 6'-6" & 7'-0"	EA	\$ 12,321.00	24%	\$ 9,363.96
91068	05	Ada Wide Ramp Link (3D) 7'-6" & 8'-0"	EA	\$ 12,412.00	24%	\$ 9,433.12
91070	15	3'-0" Hillside Wave Zip Slide	EA	\$ 2,637.00	16%	\$ 2,215.08
91071	15	4'-0" Hillside Zip Slide	EA	\$ 2,895.00	16%	\$ 2,431.80
91072	15	5'-0" Hillside Zip Slide	EA	\$ 3,097.00	16%	\$ 2,601.48
91073	15	6'-0" Hillside Wave Zip Slide	EA	\$ 3,295.00	16%	\$ 2,767.80
91074	15	3'-0" Hillside Rumble & Roll Zip Slide	EA	\$ 3,095.00	16%	\$ 2,599.80
91075	15	4'-0" Hillside Double Zip Slide	EA	\$ 3,419.00	16%	\$ 2,871.96
91076	15	5'-0" Hillside Double Zip Slide	EA	\$ 3,719.00	16%	\$ 3,123.96
91077	15	6'-0" Hillside Dueling Wave Zip Slide	EA	\$ 4,029.00	16%	\$ 3,384.36
91078	15	3'-0" Hillside Stainless Steel Slide	EA	\$ 3,830.00	16%	\$ 3,217.20
91079	15	4'-0" Hillside Stainless Steel Slide	EA	\$ 4,136.00	16%	\$ 3,474.24
91080	15	5'-0" Hillside Stainless Steel Slide	EA	\$ 4,440.00	16%	\$ 3,729.60
91081	15	6'-0" Hillside Stainless Steel Slide	EA	\$ 5,752.00	16%	\$ 4,831.68
91082	15	3'-0" Hillside Dbl Ss Slide	EA	\$ 5,672.00	16%	\$ 4,764.48
91083	15	4'-0" Hillside Dbl Ss Slide	EA	\$ 6,203.00	16%	\$ 5,210.52
91084	15	5'-0" Hillside Dbl Ss Slide	EA	\$ 7,055.00	16%	\$ 5,926.20
91085	15	6'-0" Hillside Dbl Ss Slide	EA	\$ 8,771.00	16%	\$ 7,367.64
91088	06	Encl W/ Thundering (3D) Above Deck	EA	\$ 1,244.00	24%	\$ 945.44

U.S. COMMUNITIES PRICE LIST 1805 PLAY EQUIPMENT

Part No.	Part Group	Item Description	Unit	Commercial Price	USC Disc't	USC Net Price
91089	06	Encl W/ Thundering (3D) Below Deck	EA	\$ 1,415.00	24%	\$ 1,075.40
91090	05	Encl Molded Steer Wheel (3D) Above Dk	EA	\$ 1,204.00	24%	\$ 915.04
91091	05	Encl Molded Steer Wheel (3D) Below Dk	EA	\$ 1,314.00	24%	\$ 998.64
91092	05	Encl Solid Steer Wheel (3D) Above Dk	EA	\$ 1,333.00	24%	\$ 1,013.08
91093	05	Encl Solid Steer Wheel (3D) Below Dk	EA	\$ 1,503.00	24%	\$ 1,142.28
91094	06	Half Panel W/ Thundering (3D)	EA	\$ 987.00	24%	\$ 750.12
91095	05	Half Panel Molded Sterring Wheel (3D)	EA	\$ 944.00	24%	\$ 717.44
91096	05	Half Panel Solid Steering Wheel (3D)	EA	\$ 1,119.00	24%	\$ 850.44
91097	05	4'/5' Double Bubble Climber	EA	\$ 1,314.00	24%	\$ 998.64
91100	05	5'-6"/6'-6" Double Bubble Climber	EA	\$ 1,713.00	24%	\$ 1,301.88
91103	05	7'/8' Double Bubble Climber	EA	\$ 1,941.00	24%	\$ 1,475.16
91106	05	Coral Climber (3D) 3'-6" Thru 4'-6"	EA	\$ 1,303.00	24%	\$ 990.28
91107	05	Coral Climber (3D) 5'-0"	EA	\$ 1,307.00	24%	\$ 993.32
91108	05	Coral Climber (3D) 5'-6" Thru 6'-6"	EA	\$ 1,953.00	24%	\$ 1,484.28
91109	05	Coral Climber (3D) 7'-0" Thru 7'-6"	EA	\$ 1,958.00	24%	\$ 1,488.08
91115	05	Coral Link	EA	\$ 2,576.00	24%	\$ 1,957.76
91117	05	Rock Ridge (2 Deck Span)	EA	\$ 6,722.00	24%	\$ 5,108.72
91118	05	Rock Ridge (3 Deck Span)	EA	\$ 9,294.00	24%	\$ 7,063.44
91119	05	Play Port Bridge	EA	\$ 4,445.00	24%	\$ 3,378.20
91120	05	90° Play Port Bridge	EA	\$ 5,894.00	24%	\$ 4,479.44
91121	05	Double Play Port Funnel Bridge	EA	\$ 5,168.00	24%	\$ 3,927.68
91125	06	Kidnetix - Triangle Bridge	EA	\$ 5,925.00	24%	\$ 4,503.00
91126	06	Kidnetix - X Bridge	EA	\$ 8,849.00	24%	\$ 6,725.24
91127	06	Kidnetix - Cliffhanger	EA	\$ 1,641.00	24%	\$ 1,247.16
91129	06	Kidnetix - Large Spider Web	EA	\$ 5,218.00	24%	\$ 3,965.68
91130	06	Kidnetix - Horizontal Net Ladder	EA	\$ 2,978.00	24%	\$ 2,263.28
91131	06	Kidnetix - Cargo Net (Old Lg Hammock)	EA	\$ 9,516.00	24%	\$ 7,232.16
91132	05	Drivers Panel Below Deck	EA	\$ 901.00	24%	\$ 684.76
91135	05	Funnel Crows Nest Telescope Gr	EA	\$ 1,952.00	24%	\$ 1,483.52
91136	05	Funnel Crows Nest Telescope Bar	EA	\$ 2,257.00	24%	\$ 1,715.32
91137	05	Entryway - 3D	EA	\$ 781.00	24%	\$ 593.56
91138	05	High Point / Low Point Entryway - 3D	EA	\$ 836.00	24%	\$ 635.36
91139	05	Entryway - Barrier	EA	\$ 580.00	24%	\$ 440.80
91140	05	High Point Entryway - Barrier	EA	\$ 638.00	24%	\$ 484.88
91141	05	Low Point Entryway - Barrier	EA	\$ 621.00	24%	\$ 471.96
91142	05	Rope Span Entryway - Barrier	EA	\$ 672.00	24%	\$ 510.72
91143	05	Challenge Canyon Entryway - Barrier	EA	\$ 654.00	24%	\$ 497.04
91144	05	High Point Entryway - Guardrail	EA	\$ 501.00	24%	\$ 380.76
91145	05	Low Point Entryway - Guardrail	EA	\$ 501.00	24%	\$ 380.76
91146	05	Entryway - Guardrail	EA	\$ 420.00	24%	\$ 319.20
91147	05	Metal Mirror Panel Above Deck	EA	\$ 1,079.00	24%	\$ 820.04
91148	05	Metal Mirror Panel Below Deck	EA	\$ 1,239.00	24%	\$ 941.64
91149	05	Enclosure - Timbers (Above Deck)	EA	\$ 920.00	24%	\$ 699.20
91150	05	Entryway - Timbers	EA	\$ 789.00	24%	\$ 599.64

U.S. COMMUNITIES PRICE LIST 1805 PLAY EQUIPMENT

Part No.	Part Group	Item Description	Unit	Commercial Price	USC Disc't	USC Net Price
91151	06	Climber Entryway - Timbers	EA	\$ 697.00	24%	\$ 529.72
91154	05	Archway - Timbers	EA	\$ 727.00	24%	\$ 552.52
91155	05	Climber Archway - Timbers	EA	\$ 745.00	24%	\$ 566.20
91157	05	Archway W/ Socket - Timbers	EA	\$ 795.00	24%	\$ 604.20
91158	05	Enclosure - Timbers (Below Deck)	EA	\$ 1,078.00	24%	\$ 819.28
91163	05	Climber Offset Archway - Timbers	EA	\$ 673.00	24%	\$ 511.48
91178	05	3' 0" Transfer Platform - Timbers	EA	\$ 3,554.00	24%	\$ 2,701.04
91179	05	4' 0" Transfer Platform - Timbers	EA	\$ 4,461.00	24%	\$ 3,390.36
91180	05	5' 0" Transfer Platform - Timbers	EA	\$ 6,424.00	24%	\$ 4,882.24
91181	05	4' 0" Plank Climber - Timbers	EA	\$ 617.00	24%	\$ 468.92
91182	05	5' 0" Plank Climber - Timbers	EA	\$ 688.00	24%	\$ 522.88
91183	05	6' 0" Plank Climber - Timbers	EA	\$ 755.00	24%	\$ 573.80
91184	05	7' 0" Plank Climber - Timbers	EA	\$ 899.00	24%	\$ 683.24
91185	05	8' 0" Plank Climber - Timbers	EA	\$ 1,040.00	24%	\$ 790.40
91186	06	1' 0" Ramp Attach-Timbers (3 Dk Span)	EA	\$ 8,755.00	24%	\$ 6,653.80
91187	06	1' 6"-2' Ramp Attach-Timbers 3 Dk Span	EA	\$ 9,191.00	24%	\$ 6,985.16
91188	06	2' 6" - 3' Ramp Attach-Timb 3 Dk Span	EA	\$ 9,226.00	24%	\$ 7,011.76
91189	06	3' 6" - 4' Ramp Attach-Timb 3 Dk Span	EA	\$ 9,266.00	24%	\$ 7,042.16
91190	05	1' 6"-2' Ada Ramp Link-Timb 3 Dk Span	EA	\$ 12,386.00	24%	\$ 9,413.36
91191	05	2' 6"-3' Ada Ramp Link-Timb 3 Dk Span	EA	\$ 12,474.00	24%	\$ 9,480.24
91192	05	3' 6"-4' Ada Ramp Link-Timb 3 Dk Span	EA	\$ 12,562.00	24%	\$ 9,547.12
91193	05	1' 6"-2' Ada Ramp Att-Timb 3 Dk Span	EA	\$ 13,567.00	24%	\$ 10,310.92
91194	05	2' 6"-3' Ada Ramp Att-Timb 3 Dk Span	EA	\$ 13,660.00	24%	\$ 10,381.60
91195	05	3' 6"-4' Ada Ramp Att-Timb 3 Dk Span	EA	\$ 13,756.00	24%	\$ 10,454.56
91196	05	1' 6"-2' Acc Ramp Link-Timb 3 Dk Span	EA	\$ 11,174.00	24%	\$ 8,492.24
91197	05	2' 6"-3' Acc Ramp Link-Timb 3 Dk Span	EA	\$ 11,390.00	24%	\$ 8,656.40
91198	05	3' 6"-4' Acc Ramp Link-Timb 3 Dk Span	EA	\$ 11,441.00	24%	\$ 8,695.16
91199	05	Spiral Stairs Reverse	EA	\$ 3,386.00	24%	\$ 2,573.36
91200	05	1' 0" Transfer System - Timbers	EA	\$ 1,967.00	24%	\$ 1,494.92
91201	05	2' 0" Transfer System - Timbers	EA	\$ 2,885.00	24%	\$ 2,192.60
91202	05	2' 6" Transfer System - Timbers	EA	\$ 4,025.00	24%	\$ 3,059.00
91203	05	3' 0" Transfer System - Timbers	EA	\$ 4,238.00	24%	\$ 3,220.88
91204	05	4' 0" Transfer System - Timbers	EA	\$ 5,308.00	24%	\$ 4,034.08
91205	05	Suspension Bridge - Timbers	EA	\$ 8,713.00	24%	\$ 6,621.88
91206	05	Arch Bridge - Timbers (2 Deck Span)	EA	\$ 7,286.00	24%	\$ 5,537.36
91207	05	Mini Arch Bridge - Timbers	EA	\$ 3,418.00	24%	\$ 2,597.68
91208	05	Climber Entryway - Guardrail	EA	\$ 438.00	24%	\$ 332.88
91209	05	Climber Entryway - Barrier	EA	\$ 539.00	24%	\$ 409.64
91210	05	Climber Entryway - 3D	EA	\$ 735.00	24%	\$ 558.60
91211	05	Funnel Bridge - Timbers (2 Deck Span)	EA	\$ 6,392.00	24%	\$ 4,857.92
91212	05	Gable Roof - Timbers	EA	\$ 3,329.00	24%	\$ 2,530.04
91213	05	Play Port Funnel Bridge - Timbers	EA	\$ 5,194.00	24%	\$ 3,947.44
91214	05	Slant Half Hex Roof - Timbers	EA	\$ 3,168.00	24%	\$ 2,407.68
91215	06	Slant Roof - Timbers	EA	\$ 1,328.00	24%	\$ 1,009.28

U.S. COMMUNITIES PRICE LIST 1805 PLAY EQUIPMENT

Part No.	Part Group	Item Description	Unit	Commercial Price	USC Disc't	USC Net Price
91216	05	24" Slant Hex Roof Extension - Timbers	EA	\$ 206.00	24%	\$ 156.56
91217	05	60" Slant Hex Roof Extension - Timbers	EA	\$ 298.00	24%	\$ 226.48
91218	05	72" Slant Hex Roof Extension - Timbers	EA	\$ 382.00	24%	\$ 290.32
91219	05	Slant Hex Roof - Timbers	EA	\$ 6,336.00	24%	\$ 4,815.36
91220	05	24" Slant Roof Extension - Timbers	EA	\$ 192.00	24%	\$ 145.92
91221	05	66" Slant Roof Extension - Timbers	EA	\$ 279.00	24%	\$ 212.04
91222	06	Chimney - Timbers	EA	\$ 345.00	24%	\$ 262.20
91223	05	3' 0" Plank Climber - Timbers	EA	\$ 448.00	24%	\$ 340.48
91224	05	36" Slant Hex Roof Extension - Timbers	EA	\$ 242.00	24%	\$ 183.92
91225	06	Square Net (Attach)	EA	\$ 11,553.00	24%	\$ 8,780.28
91226	06	Triangle Net (Attach)	EA	\$ 7,204.00	24%	\$ 5,475.04
91227	06	Cube Net (Attach)	EA	\$ 15,385.00	24%	\$ 11,692.60
91228	06	Torsion Net (Attach)	EA	\$ 8,471.00	24%	\$ 6,437.96
91229	05	1' 0" Ada Ramp Att-Timb 3 Dk Span	EA	\$ 12,404.00	24%	\$ 9,427.04
91230	05	4' 6"-5' Acc Ramp Link-Timb 3 Dk Span	EA	\$ 11,442.00	24%	\$ 8,695.92
91231	05	5' 6"-6' Acc Ramp Link-Timb 3 Dk Span	EA	\$ 11,515.00	24%	\$ 8,751.40
91232	05	6' 6"-7' Acc Ramp Link-Timb 3 Dk Span	EA	\$ 11,564.00	24%	\$ 8,788.64
91233	05	7' 6"-8' Acc Ramp Link-Timb 3 Dk Span	EA	\$ 11,613.00	24%	\$ 8,825.88
91234	05	Double Play Port Funnel Bridge Timbers	EA	\$ 5,352.00	24%	\$ 4,067.52
91235	05	4' 6"-5'Ada Ramp Link-Timb 3 Dk Span	EA	\$ 12,563.00	24%	\$ 9,547.88
91236	05	5' 6"-6' Ada Ramp Link-Timb 3 Dk Span	EA	\$ 12,753.00	24%	\$ 9,692.28
91237	05	6' 6"- 7' Ada Ramp Link-Timb 3 Dk Span	EA	\$ 12,853.00	24%	\$ 9,768.28
91238	05	7' 6"-8' Ada Ramp Link-Timb 3 Dk Span	EA	\$ 12,949.00	24%	\$ 9,841.24
91240	05	Gadget Frame (Grd Level)	EA	\$ 552.00	24%	\$ 419.52
91242	15	Roller Table	EA	\$ 11,339.00	16%	\$ 9,524.76
91244	05	3'0" Leaf Scramble Up	EA	\$ 471.00	24%	\$ 357.96
91245	05	3'6" - 5'0" Leaf Scramble Up	EA	\$ 933.00	24%	\$ 709.08
91246	05	5'6" - 6'0" Leaf Scramble Up	EA	\$ 1,396.00	24%	\$ 1,060.96
91247	05	6'6" Leaf Scramble Up	EA	\$ 1,857.00	24%	\$ 1,411.32
91248	05	2'0" - 2'6" Lily Pad Spiral Climber	EA	\$ 658.00	24%	\$ 500.08
91249	05	3'0" - 3'6" Lily Pad Spiral Climber	EA	\$ 853.00	24%	\$ 648.28
91250	05	4'0" - 4'6" Lily Pad Spiral Climber	EA	\$ 1,049.00	24%	\$ 797.24
91251	05	5'0" - 5'6" Lily Pad Spiral Climber	EA	\$ 1,247.00	24%	\$ 947.72
91252	05	6'0" Lily Pad Spiral Climber	EA	\$ 1,445.00	24%	\$ 1,098.20
91253	05	2'0" - 2'6" Sand Dollar Spiral Climber	EA	\$ 581.00	24%	\$ 441.56
91254	05	3'0" - 3'6" Sand Dollar Spiral Climber	EA	\$ 739.00	24%	\$ 561.64
91255	05	4'0" - 4'6" Sand Dollar Spiral Climber	EA	\$ 896.00	24%	\$ 680.96
91256	05	5'0" - 5'6" Sand Dollar Spiral Climber	EA	\$ 1,059.00	24%	\$ 804.84
91257	05	6'0" Sand Dollar Spiral Climber	EA	\$ 1,216.00	24%	\$ 924.16
91258	05	3'0" Wave Scramble Up	EA	\$ 483.00	24%	\$ 367.08
91259	05	3'6" - 5'0" Wave Scramble Up	EA	\$ 958.00	24%	\$ 728.08
91260	05	5'6" - 6'0" Wave Scramble Up	EA	\$ 1,433.00	24%	\$ 1,089.08
91261	05	6'6" Wave Scramble Up	EA	\$ 1,907.00	24%	\$ 1,449.32
91262	05	Squirrel Accent	EA	\$ 456.00	24%	\$ 346.56

U.S. COMMUNITIES PRICE LIST 1805 PLAY EQUIPMENT

Part No.	Part Group	Item Description	Unit	Commercial Price	USC Disc't	USC Net Price
91263	05	Tree Frog Accent	EA	\$ 456.00	24%	\$ 346.56
91264	05	Fish Accent	EA	\$ 329.00	24%	\$ 250.04
91265	05	Turtle Accent	EA	\$ 328.00	24%	\$ 249.28
91268	05	Sprouts Climber	EA	\$ 4,898.00	24%	\$ 3,722.48
91269	05	Sprout Climber	EA	\$ 1,252.00	24%	\$ 951.52
91270	05	Dragonfly Link	EA	\$ 2,948.00	24%	\$ 2,240.48
91271	05	Blue Jay Accent	EA	\$ 349.00	24%	\$ 265.24
91272	05	Wood Pecker Accent	EA	\$ 372.00	24%	\$ 282.72
91273	05	Clown Fish Accent	EA	\$ 379.00	24%	\$ 288.04
91274	05	Starfish Accent	EA	\$ 426.00	24%	\$ 323.76
91275	05	3'0" Thru 4'6" Splash	EA	\$ 1,579.00	24%	\$ 1,200.04
91276	05	5'0" Thru 7'0" Splash	EA	\$ 2,808.00	24%	\$ 2,134.08
91277	22	Rocks Climber	EA	\$ 5,871.00	16%	\$ 4,931.64
91278	22	Rocks With Stump Climber	EA	\$ 5,928.00	16%	\$ 4,979.52
91279	22	Wave Climber	EA	\$ 3,712.00	16%	\$ 3,118.08
91283	18	Coral Climber	EA	\$ 6,211.00	24%	\$ 4,720.36
91284	22	Three Stump Climber	EA	\$ 4,308.00	16%	\$ 3,618.72
91285	22	Notched Log Climber	EA	\$ 4,808.00	16%	\$ 4,038.72
91286	05	Tree Topper	EA	\$ 636.00	24%	\$ 483.36
91287	05	Pine Topper	EA	\$ 633.00	24%	\$ 481.08
91288	05	Seaweed Topper	EA	\$ 761.00	24%	\$ 578.36
91290	05	3'6" - 4'0" Whirlwind	EA	\$ 1,162.00	24%	\$ 883.12
91291	05	4'6" - 5'0" Whirlwind	EA	\$ 1,298.00	24%	\$ 986.48
91292	05	5'6" - 6'0" Whirlwind	EA	\$ 1,440.00	24%	\$ 1,094.40
91293	05	6'6" - 7'0" Whirlwind	EA	\$ 1,581.00	24%	\$ 1,201.56
91294	05	7'6" - 8'0" Whirlwind	EA	\$ 1,826.00	24%	\$ 1,387.76
91295	18	Talking Playground (Nature)	EA	\$ 3,093.00	24%	\$ 2,350.68
91296	18	Talking Playground (Transportation)	EA	\$ 3,093.00	24%	\$ 2,350.68
91243	18	Roller Slide	EA	\$ 11,408.00	24%	\$ 8,670.08
91297	18	Talking Playground (Animals)	EA	\$ 3,093.00	24%	\$ 2,350.68
91298	18	Talking Playground (Music)	EA	\$ 3,093.00	24%	\$ 2,350.68
91299	05	Accent Extension	EA	\$ 279.00	24%	\$ 212.04
91300	05	Topper Extension	EA	\$ 212.00	24%	\$ 161.12
91301	05	Topper With Accent Extension	EA	\$ 359.00	24%	\$ 272.84
91303	05	Cliff Wall Climber	EA	\$ 3,725.00	24%	\$ 2,831.00
91304	05	3'0" 3D Transfer For Gfrc	EA	\$ 2,373.00	24%	\$ 1,803.48
91305	05	4'0" 3D Transfer For Gfrc	EA	\$ 3,388.00	24%	\$ 2,574.88
91306	05	5'0" 3D Transfer For Gfrc	EA	\$ 4,719.00	24%	\$ 3,586.44
91307	05	3'0" Timbers Transfer For Gfrc	EA	\$ 2,702.00	24%	\$ 2,053.52
91308	05	4'0" Timbers Transfer For Gfrc	EA	\$ 3,583.00	24%	\$ 2,723.08
91309	05	5'0" Timbers Transfer For Gfrc	EA	\$ 5,572.00	24%	\$ 4,234.72
91310	05	Shadow Play Tree Single 0'6" - 7'0"	EA	\$ 1,967.00	24%	\$ 1,494.92
91311	05	Shadow Play Tree Tri 0'6" - 7'0"	EA	\$ 5,891.00	24%	\$ 4,477.16
91312	05	Shadow Play Tree Quad 0'6" - 7'0"	EA	\$ 7,852.00	24%	\$ 5,967.52

U.S. COMMUNITIES PRICE LIST 1805 PLAY EQUIPMENT

Part No.	Part Group	Item Description	Unit	Commercial Price	USC Disc't	USC Net Price
91313	05	Shadow Play Tree Pentagon 0'6" - 7'0"	EA	\$ 9,808.00	24%	\$ 7,454.08
91314	05	Shadow Play Tree Hex 0'6" - 7'0"	EA	\$ 11,775.00	24%	\$ 8,949.00
91315	05	Shadow Play Tree Single 7'6" & 8'0"	EA	\$ 2,000.00	24%	\$ 1,520.00
91316	05	Shadow Play Tree Tri 7'6" & 8'0"	EA	\$ 5,989.00	24%	\$ 4,551.64
91317	05	Shadow Play Tree Quad 7'6" & 8'0"	EA	\$ 7,984.00	24%	\$ 6,067.84
91318	05	Shadow Play Tree Pentagon 7'6" & 8'0"	EA	\$ 9,972.00	24%	\$ 7,578.72
91319	05	Shadow Play Tree Hex 7'6" & 8'0"	EA	\$ 11,972.00	24%	\$ 9,098.72
91320	06	Stump Platform	EA	\$ 5,004.00	24%	\$ 3,803.04
91321	05	Erratic Climber 4'0"-5'0"	EA	\$ 517.00	24%	\$ 392.92
91322	05	Erratic Climber 5'6"-6'6"	EA	\$ 585.00	24%	\$ 444.60
91323	05	Erratic Climber 7'0"-8'0"	EA	\$ 693.00	24%	\$ 526.68
91324	05	Erractic Climber W/Hex Net 4'-5'	EA	\$ 1,632.00	24%	\$ 1,240.32
91325	05	Erratic Climber W/Hex Net 5'6"-6'6"	EA	\$ 1,851.00	24%	\$ 1,406.76
91326	10	Erratic Climber W/Hex Net 7'-8'	EA	\$ 2,244.00	24%	\$ 1,705.44
91327	10	Big Stump Climber	EA	\$ 13,566.00	24%	\$ 10,310.16
91328	05	4' Zip Slide W/O Hood	EA	\$ 1,030.00	24%	\$ 782.80
91329	05	4' Swerve Slide (Right) W/O Hood	EA	\$ 947.00	24%	\$ 719.72
91330	05	Mother Tree Connector Deck	EA	\$ 1,211.00	24%	\$ 920.36
91332	05	Mother Tree Transfer Platform	EA	\$ 3,336.00	24%	\$ 2,535.36
91333	05	Climber Offset Entryway (Timbers)	EA	\$ 596.00	24%	\$ 452.96
91334	05	Climber Offset Entryway (Barrier)	EA	\$ 400.00	24%	\$ 304.00
91335	05	Climber Offset Entryway (3D)	EA	\$ 607.00	24%	\$ 461.32
91336	05	Timbers Enclosure W/ Molded Steering Wheel (Above)	EA	\$ 1,161.00	24%	\$ 882.36
91337	05	Timbers Enclosure W/ Molded Steering Wheel (Below)	EA	\$ 1,317.00	24%	\$ 1,000.92
91338	05	Timbers Enclosure W/ Solid Steering Wheel (Above)	EA	\$ 1,333.00	24%	\$ 1,013.08
91339	05	Timbers Enclosure W/ Solid Steering Wheel (Below)	EA	\$ 1,497.00	24%	\$ 1,137.72
91340	06	Timbers Enclosure W/ Thunderring (Above)	EA	\$ 1,196.00	24%	\$ 908.96
91341	06	Timbers Enclosure W/ Thunderring (Below)	EA	\$ 1,351.00	24%	\$ 1,026.76
91343	05	1'6"-2'0" Sensory Wave ADA Wide Ramp Attachment	EA	\$ 21,643.00	24%	\$ 16,448.68
91353	18	1' Sensory Wave Ramp Attach	EA	\$ 14,205.00	24%	\$ 10,795.80
91354	05	1'6"-2'0" Sensory Wave Ramp Attachment	EA	\$ 15,522.00	24%	\$ 11,796.72
91364	05	Sensory Wave Panel w/ chimes	EA	\$ 2,168.00	24%	\$ 1,647.68
91365	05	Sensory Wave Panel w/ stained glass	EA	\$ 1,569.00	24%	\$ 1,192.44
91366	05	PS Sensory Wave Arch	EA	\$ 1,110.00	24%	\$ 843.60
91367	05	PS Sensory Wave Curve	EA	\$ 966.00	24%	\$ 734.16
91368	05	PS SW Transfer Punched Insert	EA	\$ 1,260.00	24%	\$ 957.60
91369	05	PS SW Transfer w/ Roller Insert	EA	\$ 2,703.00	24%	\$ 2,054.28
91370	05	PS Sensory Wave End Transfer	EA	\$ 830.00	24%	\$ 630.80
91371	05	PS Sensory Wave Deck Connect	EA	\$ 456.00	24%	\$ 346.56
91372	05	PS Sensory Wave Return Step	EA	\$ 1,006.00	24%	\$ 764.56
91373	05	PS Sensory Wave Transfer (1' & 1'6")	EA	\$ 1,287.00	24%	\$ 978.12
91374	05	PS Sensory Wave Up & On (3' & 3'6")	EA	\$ 2,635.00	24%	\$ 2,002.60
91375	05	PS Sensory Wave Up & Around (3' & 3'6")	EA	\$ 3,962.00	24%	\$ 3,011.12
91376	05	PS S Wave Double Up & On (5' & 5'6")	EA	\$ 4,091.00	24%	\$ 3,109.16

U.S. COMMUNITIES PRICE LIST 1805 PLAY EQUIPMENT

Part No.	Part Group	Item Description	Unit	Commercial Price	USC Disc't	USC Net Price
91377	05	PS S Wave Up & On LNK (3'-3'6)	EA	\$ 2,361.00	24%	\$ 1,794.36
91378	05	PS S Wave Up & On LNK (4'-4'6)	EA	\$ 2,387.00	24%	\$ 1,814.12
91379	05	PS S Wave Up & On LNK (5'-5'6)	EA	\$ 2,436.00	24%	\$ 1,851.36
91380	05	PS S Wave Up & On LNK (6')	EA	\$ 2,445.00	24%	\$ 1,858.20
91381	05	PS Sensory Wave Up S (3'-3'6)	EA	\$ 4,952.00	24%	\$ 3,763.52
91382	05	PS Sensory Wave Up S (4'-4'6)	EA	\$ 5,033.00	24%	\$ 3,825.08
91383	05	PS Sensory Wave Up S (5'-5'6)	EA	\$ 5,179.00	24%	\$ 3,936.04
91384	05	PS Sensory Wave Up S (6')	EA	\$ 5,251.00	24%	\$ 3,990.76
91385	05	PS S Wave Double Up & On (5'-5'6)	EA	\$ 3,801.00	24%	\$ 2,888.76
91386	05	PS S Wave Double Up & On (6')	EA	\$ 3,820.00	24%	\$ 2,903.20
91387	05	PS S Wave Up & Around (3'-3'6)	EA	\$ 3,735.00	24%	\$ 2,838.60
91388	05	PS S Wave Up & Around (4'-4'6)	EA	\$ 3,788.00	24%	\$ 2,878.88
91389	05	PS S Wave Up & Around (5'-5'6)	EA	\$ 3,887.00	24%	\$ 2,954.12
91390	05	PS S Wave Up & Around (6')	EA	\$ 3,897.00	24%	\$ 2,961.72
91391	05	PS Sensory Wave Up & Over (1'-1'6")	EA	\$ 3,720.00	24%	\$ 2,827.20
91392	05	PS Sensory Wave Up & Over (2'-2'6")	EA	\$ 3,773.00	24%	\$ 2,867.48
91393	05	PS Sensory Wave Up & Over (3'-3'6")	EA	\$ 3,870.00	24%	\$ 2,941.20
91394	05	PS Sensory Wave Up & Over (4'-4'6")	EA	\$ 3,926.00	24%	\$ 2,983.76
91396	05	PS Sensory Wave Footbuck 1' - 1'6"	EA	\$ 252.00	24%	\$ 191.52
91397	05	PS Sensory Wave Footbuck 2' - 2'6"	EA	\$ 278.00	24%	\$ 211.28
91398	05	PS Sensory Wave Footbuck 3' - 3'6"	EA	\$ 327.00	24%	\$ 248.52
91399	05	PS Sensory Wave Footbuck 4' - 4'6"	EA	\$ 355.00	24%	\$ 269.80
91400	05	PS Sensory Wave Footbuck 5' - 5'6"	EA	\$ 405.00	24%	\$ 307.80
91401	05	PS Sensory Wave Footbuck 6'	EA	\$ 404.00	24%	\$ 307.04
91402	05	PS B56Sensory Wave Up & Over (5')+B112	EA	\$ 3,973.00	24%	\$ 3,019.48
91427	05	PS Sensory Wave Transfer (2')	EA	\$ 1,556.00	24%	\$ 1,182.56
91457	05	Sensory Wave Entryway	EA	\$ 509.00	24%	\$ 386.84
91458	05	Sensory Wave Entryway for 2' Deck	EA	\$ 435.00	24%	\$ 330.60
91459	18	Sensory Wave Rock N Raft	EA	\$ 15,559.00	24%	\$ 11,824.84
91460	05	1'6"-2'0" ADA Wide S Wave Ramp Link II	EA	\$ 14,218.00	24%	\$ 10,805.68
91461	05	2'6"-3'0" ADA Wide S Wave Ramp Link II	EA	\$ 14,487.00	24%	\$ 11,010.12
91462	05	3'6"-4'0" ADA Wide S Wave Ramp Link II	EA	\$ 14,561.00	24%	\$ 11,066.36
91463	05	4'6"-5'0" ADA Wide S Wave Ramp Link II	EA	\$ 14,645.00	24%	\$ 11,130.20
91464	05	5'6"-6'0" ADA Wide S Wave Ramp Link II	EA	\$ 14,725.00	24%	\$ 11,191.00
91465	05	6'6"-7'0" ADA Wide S Wave Ramp Link II	EA	\$ 14,809.00	24%	\$ 11,254.84
91466	05	7'6"-8'0" ADA Wide S Wave Ramp Link II	EA	\$ 14,892.00	24%	\$ 11,317.92
91467	05	1' ADA Wide Sensory Wave Ramp Att. II	EA	\$ 13,701.00	24%	\$ 10,412.76
91468	05	1'6"-2'0" ADA Sensory Wave Ramp Att II	EA	\$ 13,793.00	24%	\$ 10,482.68
91469	05	2'6"-3'0" ADA Sensory Wave Ramp Att II	EA	\$ 13,871.00	24%	\$ 10,541.96
91470	05	3'6"-4'0" ADA Sensory Wave Ramp Att II	EA	\$ 13,947.00	24%	\$ 10,599.72
91471	18	1' Sensory Wave Ramp Att. II	EA	\$ 9,217.00	24%	\$ 7,004.92
91472	18	1'6"-2'0" Sensory Wave Ramp Att. II	EA	\$ 9,266.00	24%	\$ 7,042.16
91473	18	2'6"-3'0" Sensory Wave Ramp Att. II	EA	\$ 9,295.00	24%	\$ 7,064.20
91474	18	3'6"-4'0" Sensory Wave Ramp Att. II	EA	\$ 9,327.00	24%	\$ 7,088.52

U.S. COMMUNITIES PRICE LIST 1805 PLAY EQUIPMENT

Part No.	Part Group	Item Description	Unit	Commercial Price	USC Disc't	USC Net Price
91475	05	1'6"-2'0" Sensory Wave Ramp Link II	EA	\$ 13,222.00	24%	\$ 10,048.72
91476	05	2'6"-3'0" Sensory Wave Ramp Link II	EA	\$ 13,325.00	24%	\$ 10,127.00
91477	05	3'6"-4'0" Sensory Wave Ramp Link II	EA	\$ 13,366.00	24%	\$ 10,158.16
91478	05	4'6"-5'0" Sensory Wave Ramp Link II	EA	\$ 13,392.00	24%	\$ 10,177.92
91479	05	5'6"-6'0" Sensory Wave Ramp Link II	EA	\$ 13,427.00	24%	\$ 10,204.52
91480	05	6'6"-7'0" Sensory Wave Ramp Link II	EA	\$ 13,470.00	24%	\$ 10,237.20
91481	05	7'6"-8'0" Sensory Wave Ramp Link II	EA	\$ 13,511.00	24%	\$ 10,268.36
91482	06	D Ring Entryway	EA	\$ 658.00	24%	\$ 500.08
91483	06	PowerScape Connector Deck	EA	\$ 1,313.00	24%	\$ 997.88
91485	06	Slide Enclosure	EA	\$ 859.00	24%	\$ 652.84
100009	16	7/16 Id Bushi	EA	\$ 0.74	24%	\$ 0.56
100228	16	Handrail Assy	EA	\$ 143.00	24%	\$ 108.68
100235	16	Bearings Sealed	EA	\$ 187.00	24%	\$ 142.12
100268	16	Bearing Sealed	EA	\$ 77.00	24%	\$ 58.52
100328	16	Upright	EA	\$ 35.00	24%	\$ 26.60
100334	16	Coil Spring Only	EA	\$ 149.00	24%	\$ 113.24
100367	16	Frame Assy	EA	\$ 139.00	24%	\$ 105.64
100577	35	3 5/8 Alum Slat 72 Lg	EA	\$ 75.00	16%	\$ 63.00
100586	16	Frame Assy	EA	\$ 169.00	24%	\$ 128.44
100594	16	Frame Assy	EA	\$ 129.00	24%	\$ 98.04
100596	16	Hd-328-338-3138-4056	EA	\$ 27.00	24%	\$ 20.52
100599	16	Ball & Cord	EA	\$ 54.00	24%	\$ 41.04
100655	35	Park Bench Slat 8 Lg	EA	\$ 92.00	16%	\$ 77.28
100723	16	Table Angle	EA	\$ 31.00	24%	\$ 23.56
100782	16	Angle Right	EA	\$ 12.40	24%	\$ 9.42
100877	16	Angle Left	EA	\$ 12.40	24%	\$ 9.42
100896	16	Inserts	EA	\$ 4.47	24%	\$ 3.39
101422	16	End Cap-Cast Alum Pre'77'	EA	\$ 13.70	24%	\$ 10.41
101471	16	Cloth Basketball Net	EA	\$ 20.00	24%	\$ 15.20
101959	16	Rubber Spring	EA	\$ 378.00	24%	\$ 287.28
102701	16	Thrust Bearing	EA	\$ 87.00	24%	\$ 66.12
102813	16	Backhoe Casting	EA	\$ 98.00	24%	\$ 74.48
102820	16	1/2 Id Bronze Bushing	EA	\$ 4.48	24%	\$ 3.40
102966	16	6 Hole Conn Plate	EA	\$ 22.00	24%	\$ 16.72
103049	16	Chain 60" Lg.	EA	\$ 35.00	24%	\$ 26.60
103052	16	Chain 65" Lg.	EA	\$ 39.00	24%	\$ 29.64
103391	16	6 Hole Plate Yellow	EA	\$ 25.00	24%	\$ 19.00
103392	16	6 Hole Plate Blue	EA	\$ 25.00	24%	\$ 19.00
104346	16	Plastic Plug Per Print	EA	\$ 8.10	24%	\$ 6.15
105627	16	Top Mtg Plate	EA	\$ 40.00	24%	\$ 30.40
105758	16	Cover Plate Yellow	EA	\$ 30.00	24%	\$ 22.80
105767	16	Cover Brown	EA	\$ 285.00	24%	\$ 216.60
105796	16	Lateral Yellow	EA	\$ 752.00	24%	\$ 571.52
105797	16	Lateral Brown	EA	\$ 752.00	24%	\$ 571.52

U.S. COMMUNITIES PRICE LIST 1805 PLAY EQUIPMENT

Part No.	Part Group	Item Description	Unit	Commercial Price	USC Disc't	USC Net Price
105817	16	Chain 6" Lg.	EA	\$ 3.93	24%	\$ 2.98
105954	16	Alum End Extrusion 12'	EA	\$ 120.00	24%	\$ 91.20
105955	16	W' Panel Alum Deck 24'	EA	\$ 614.00	24%	\$ 466.64
105956	16	Alum Eave Extrusion 24'	EA	\$ 380.00	24%	\$ 288.80
106264	16	Alum Rivet 5/32" Dia	EA	\$ 0.25	24%	\$ 0.19
106787	16	Footbuck Assm	EA	\$ 21.00	24%	\$ 15.96
106913	16	Vinyl Tube	EA	\$ 10.10	24%	\$ 7.67
106994	16	Base Plate	EA	\$ 101.00	24%	\$ 76.76
107921	16	Ties	EA	\$ 2.12	24%	\$ 1.61
109475	16	End Cap - Cast Alum.	EA	\$ 14.30	24%	\$ 10.86
109499	16	Plastic Spacer	EA	\$ 0.68	24%	\$ 0.51
122711	16	Bench Slat 5'-10" Brown	EA	\$ 158.00	24%	\$ 120.08
122712	16	Bench Slat 7'-10" Brown	EA	\$ 176.00	24%	\$ 133.76
122864	16	32 Gal Trash Can W/O Lid	EA	\$ 164.00	24%	\$ 124.64
124511	16	Mtg Brkt 21 5/8" Brown	EA	\$ 27.00	24%	\$ 20.52
124751	16	Base Ass'Y W/Hyd Brake	EA	\$ 3,265.00	24%	\$ 2,481.40
125435	16	Bars - Plain 26" Lg	EA	\$ 8.60	24%	\$ 6.53
125461	16	3/8"Shackle W/Bolt-Pin	EA	\$ 32.00	24%	\$ 24.32
125659	16	#80 Chain 12" Lg	EA	\$ 7.70	24%	\$ 5.85
125880	47	Hdw Comp 7987 & 7988	EA	\$ 112.00	9%	\$ 101.92
126014	16	Clamp Plate 4 1/4"Lg	EA	\$ 3.66	24%	\$ 2.78
126116	16	Bars 24 5/8" Lg	EA	\$ 9.00	24%	\$ 6.84
126117	16	Bars 22 3/4" Lg	EA	\$ 7.80	24%	\$ 5.92
126118	16	Bars 18 3/8" Lg	EA	\$ 7.40	24%	\$ 5.62
126119	16	Bars 23 3/16" Lg	EA	\$ 8.50	24%	\$ 6.46
126775	16	Spring Assembly	EA	\$ 297.00	24%	\$ 225.72
126776	16	Base Plate 10"Lg	EA	\$ 25.00	24%	\$ 19.00
126820	16	Nylon Bushing 3 1/2" Od	EA	\$ 8.40	24%	\$ 6.38
126926	16	3 1/16" Nylon Bearing	EA	\$ 6.60	24%	\$ 5.01
126934	16	Collar 2 1/2"Std Galv 3/4	EA	\$ 20.00	24%	\$ 15.20
127172	16	Alum Ext End Cap 9 5/16"	EA	\$ 14.80	24%	\$ 11.24
127174	16	Alum Ext End Cap 3 5/8"	EA	\$ 8.10	24%	\$ 6.15
127175	16	Plastic Trans Chute Lexan	EA	\$ 323.00	24%	\$ 245.48
127200	16	Hold Down Clamp	EA	\$ 2.27	24%	\$ 1.72
127322	16	Whirl Brake Cover Grey	EA	\$ 86.00	24%	\$ 65.36
127731	16	Base Assy W/Mech Brake	EA	\$ 1,403.00	24%	\$ 1,066.28
127923	16	Chin Bar 45 Deg Adp Bkt R	EA	\$ 74.00	24%	\$ 56.24
127933	16	Adapt Pl 45 Deg Encl L 41"Lg	EA	\$ 60.00	24%	\$ 45.60
128065	16	Verticalical Rung Encl Yel	EA	\$ 380.00	24%	\$ 288.80
128999	16	Dome Cover-Black 20Ga C/R	EA	\$ 813.00	24%	\$ 617.88
129070	16	C Spring Footbuck	EA	\$ 60.00	24%	\$ 45.60
129662	16	#80 Chain 15 7/16" Lg	EA	\$ 9.90	24%	\$ 7.52
131389	46	Jatoba Slat 68 3/4" Lg	EA	\$ 81.00	16%	\$ 68.04
131487	16	Clear Vinyl Tube 14" Lg	EA	\$ 17.00	24%	\$ 12.92

U.S. COMMUNITIES PRICE LIST 1805 PLAY EQUIPMENT

Part No.	Part Group	Item Description	Unit	Commercial Price	USC Disc't	USC Net Price
131904	16	Chain 46 3/8" Lg	EA	\$ 28.00	24%	\$ 21.28
134425	16	1/2"X6" Turnbuckle Body	EA	\$ 26.00	24%	\$ 19.76
135038	16	1/2" Anchor Rod 12" Lg	EA	\$ 4.42	24%	\$ 3.35
135436	16	Tube Slide Entrance Secti	EA	\$ 413.00	24%	\$ 313.88
135437	16	Tube Slide Exit Section	EA	\$ 535.00	24%	\$ 406.60
135438	16	21 3/4" Straight Section	EA	\$ 376.00	24%	\$ 285.76
135439	16	45 3/4" Straight Section	EA	\$ 518.00	24%	\$ 393.68
135440	16	57 3/4" Straight Section	EA	\$ 576.00	24%	\$ 437.76
135446	16	Crawl Tube Panel (Ds/Trm)	EA	\$ 258.00	24%	\$ 196.08
135453	16	30Deg Elbow Slide Section	EA	\$ 393.00	24%	\$ 298.68
135460	16	Crawl Tube Panel P'School	EA	\$ 195.00	24%	\$ 148.20
135486	16	Tube Sl Footbuck 56 1/2"	EA	\$ 75.00	24%	\$ 57.00
135490	16	Durascape Roof	EA	\$ 553.00	24%	\$ 420.28
135499	16	1/4" Cherry-Mate Rivet	EA	\$ 0.86	24%	\$ 0.65
135546	16	Rung Encl Panel W/1-800-#	EA	\$ 296.00	24%	\$ 224.96
135568	16	30Deg Crawl Tube Section	EA	\$ 393.00	24%	\$ 298.68
135610	16	Tube Sl Exit 15Deg Oset	EA	\$ 535.00	24%	\$ 406.60
135728	16	Roller Mechanism Ass'Y	EA	\$ 291.00	24%	\$ 221.16
135729	16	2.2"Od Roller Skate Wheel	EA	\$ 14.90	24%	\$ 11.32
135835	16	Race Car W/Graphics	EA	\$ 1,123.00	24%	\$ 853.48
135836	16	Police Car W/Graphics	EA	\$ 1,084.00	24%	\$ 823.84
136063	16	Hardware-6055,6056,6057	EA	\$ 194.00	24%	\$ 147.44
136079	16	3/16" Alum Rivet Ads66Abs	EA	\$ 0.45	24%	\$ 0.34
136122	16	Bearing For Skate Wheel	EA	\$ 4.56	24%	\$ 3.46
136163	16	13 1/2"X20 5/8"Windshield	EA	\$ 97.00	24%	\$ 73.72
137191	16	Rung 23 3/8" Lg.	EA	\$ 50.00	24%	\$ 38.00
137234	16	30Deg Beveled Washer	EA	\$ 3.13	24%	\$ 2.37
137342	16	Leg 2 Galv Pipe 114 Lg	EA	\$ 163.00	24%	\$ 123.88
137346	16	Muscle Bar 42" Lg.	EA	\$ 59.00	24%	\$ 44.84
137461	16	2" To 1" Tee (1016)	EA	\$ 59.00	24%	\$ 44.84
137610	16	Dome Roof	EA	\$ 948.00	24%	\$ 720.48
137617	16	Mainliner Tunnel	EA	\$ 738.00	24%	\$ 560.88
137618	16	Self Sealing Pop Rivet	EA	\$ 0.43	24%	\$ 0.32
137625	16	Ttt Universal Panel 41.5"	EA	\$ 266.00	24%	\$ 202.16
137926	16	1" Lw Extension 14" Lg	EA	\$ 10.60	24%	\$ 8.05
138169	16	Snail Eye W/Graphic	EA	\$ 185.00	24%	\$ 140.60
138239	16	1 3/16" Plastic Spacer	EA	\$ 12.50	24%	\$ 9.50
138241	16	Rung 25 7/8"Lg	EA	\$ 9.80	24%	\$ 7.44
138451	16	Hdw Comp 10113	EA	\$ 83.00	24%	\$ 63.08
138522	16	Mounting Bracket Ass'Y	EA	\$ 158.00	24%	\$ 120.08
138531	16	Hardware For 10111	EA	\$ 91.00	24%	\$ 69.16
138532	16	Hardware For 10097	EA	\$ 219.00	24%	\$ 166.44
138533	16	Hardware For 10099	EA	\$ 238.00	24%	\$ 180.88
138534	16	Hardware For 10102	EA	\$ 21.00	24%	\$ 15.96

U.S. COMMUNITIES PRICE LIST 1805 PLAY EQUIPMENT

Part No.	Part Group	Item Description	Unit	Commercial Price	USC Disc't	USC Net Price
138535	16	Hardware For 10110	EA	\$ 40.00	24%	\$ 30.40
138551	16	Lexan Bubble 28" Dia	EA	\$ 197.00	24%	\$ 149.72
138554	16	Bubble Encl Panel (Ds/Rp)	EA	\$ 652.00	24%	\$ 495.52
138561	16	Rung Enclosure	EA	\$ 484.00	24%	\$ 367.84
138567	16	Stepping Platform 24"Wd	EA	\$ 590.00	24%	\$ 448.40
138573	16	Hdw Comp 10177	EA	\$ 63.00	24%	\$ 47.88
138649	16	Mega-Loc Clamp	EA	\$ 62.00	24%	\$ 47.12
138652	16	Socket End (Round Pipe)	EA	\$ 21.00	24%	\$ 15.96
138669	16	Plastic Cross Bar-Db'l Sld	EA	\$ 176.00	24%	\$ 133.76
138807	16	Hardware For 10154	EA	\$ 85.00	24%	\$ 64.60
138856	16	Hardware For 10193	EA	\$ 104.00	24%	\$ 79.04
138865	16	Hardware For 10108	EA	\$ 77.00	24%	\$ 58.52
138867	16	Bubble Enclos Panel P'Sch	EA	\$ 586.00	24%	\$ 445.36
138871	16	Connecting Plate	EA	\$ 25.00	24%	\$ 19.00
138986	16	Entrance Arch Ass'Y Rp	EA	\$ 432.00	24%	\$ 328.32
138996	16	3' Exmt Ladder Handrail	EA	\$ 203.00	24%	\$ 154.28
138999	16	6'Exmt Ladder Handr'L	EA	\$ 259.00	24%	\$ 196.84
139089	16	Hardware For 10000	EA	\$ 25.00	24%	\$ 19.00
139105	16	Cover Plate Ass'Y	EA	\$ 17.00	24%	\$ 12.92
139224	16	21 3/4"Tube Sect W/Ports	EA	\$ 421.00	24%	\$ 319.96
139225	16	21 3/4"Crawl Tube W/Ports	EA	\$ 421.00	24%	\$ 319.96
139226	16	45 3/4"Tube Sect W/Ports	EA	\$ 607.00	24%	\$ 461.32
139227	16	57 3/4"Tube Sect W/Ports	EA	\$ 687.00	24%	\$ 522.12
139228	16	57 3/4"Crawl Tube W/Ports	EA	\$ 687.00	24%	\$ 522.12
139229	16	30Deg Crawl Tube W/Ports	EA	\$ 451.00	24%	\$ 342.76
139230	16	30Deg Elbow Sect W/Ports	EA	\$ 451.00	24%	\$ 342.76
139253	16	Filler Kick Plate	EA	\$ 169.00	24%	\$ 128.44
139310	16	Footbuck 53 13/16"Lg	EA	\$ 113.00	24%	\$ 85.88
139320	16	Gasket (Round Pipe)	EA	\$ 1.67	24%	\$ 1.26
139330	16	Hardware For 10001	EA	\$ 25.00	24%	\$ 19.00
139361	16	Aerosol Paint 4.5 Oz.	EA	\$ 18.00	24%	\$ 13.68
139453	16	Hardware For 10194	EA	\$ 20.00	24%	\$ 15.20
140068	16	Open End Ss Dome Hd Rivet	EA	\$ 1.06	24%	\$ 0.80
140094	16	Hardware For 10198	EA	\$ 73.00	24%	\$ 55.48
140158	16	Pin-In Tool Kit	EA	\$ 109.00	24%	\$ 82.84
140195	16	Alum End Cap 3 15/32"	EA	\$ 17.00	24%	\$ 12.92
140199	16	Straight Leg Frame	EA	\$ 176.00	24%	\$ 133.76
140200	16	Alum End Cap Heavy Wall	EA	\$ 36.00	24%	\$ 27.36
140201	16	Alum End Cap	EA	\$ 31.00	24%	\$ 23.56
140212	47	Plast-O-Meric 3 Oz. Tube	EA	\$ 19.00	9%	\$ 17.29
140429	16	Footbuck Assembly - Black	EA	\$ 57.00	24%	\$ 43.32
140651	16	Nylon Bushing 3"Od	EA	\$ 6.90	24%	\$ 5.24
140840	16	4'Coated Chain Cl Ass'Y	EA	\$ 417.00	24%	\$ 316.92
141129	16	Aluminum Steering Wheel,Black	EA	\$ 310.00	24%	\$ 235.60

U.S. COMMUNITIES PRICE LIST 1805 PLAY EQUIPMENT

Part No.	Part Group	Item Description	Unit	Commercial Price	USC Disc't	USC Net Price
141140	16	Coated Chain 46 3/8" Brn	EA	\$ 36.00	24%	\$ 27.36
141268	16	Fire Chief Car Sdle Mate	EA	\$ 1,034.00	24%	\$ 785.84
141296	16	Chain 68"Lg (49 Link)	EA	\$ 40.00	24%	\$ 30.40
141698	16	Hardware For 6051	EA	\$ 264.00	24%	\$ 200.64
141764	16	Db Slide Center Bar W/Tab	EA	\$ 76.00	24%	\$ 57.76
141833	16	Painted Kick Plate	EA	\$ 105.00	24%	\$ 79.80
141834	16	Painted Kick Plate	EA	\$ 107.00	24%	\$ 81.32
141844	16	Punched Step 9 3/4"	EA	\$ 589.00	24%	\$ 447.64
141847	16	Painted Sup Pipe 44 5/8"	EA	\$ 75.00	24%	\$ 57.00
141850	16	Painted Sup Pipe 30 3/8"	EA	\$ 57.00	24%	\$ 43.32
141853	16	Painted Step Handhold	EA	\$ 248.00	24%	\$ 188.48
141874	16	8"Coated Platform	EA	\$ 614.00	24%	\$ 466.64
147013	16	Hardware For 10170/10159	EA	\$ 56.00	24%	\$ 42.56
147029	16	Chain 40 1/2"Lg (29 Link)	EA	\$ 25.00	24%	\$ 19.00
147081	16	Hardware For 10036	EA	\$ 97.00	24%	\$ 73.72
147114	16	3'Coated Chain Cl Ass'Y	EA	\$ 327.00	24%	\$ 248.52
147115	16	5'Coated Chain Cl Ass'Y	EA	\$ 493.00	24%	\$ 374.68
147116	16	Frame Assy	EA	\$ 224.00	24%	\$ 170.24
147221	16	1 1/4"Pvc Pipe 10'Lg	EA	\$ 52.00	24%	\$ 39.52
147222	16	1 1/4"Pvc Coupling	EA	\$ 3.63	24%	\$ 2.75
147238	16	45 3/4"Tube Sect W/Ports	EA	\$ 607.00	24%	\$ 461.32
147452	16	90 Degree Curved Slide	EA	\$ 574.00	24%	\$ 436.24
147531	16	Painted Footbuck	EA	\$ 85.00	24%	\$ 64.60
147532	16	Hdw Comp 10282,10283	EA	\$ 99.00	24%	\$ 75.24
147675	16	3 1/2"Alum Cap(Galv Uprt)	EA	\$ 28.00	24%	\$ 21.28
147677	16	3 1/2"Alum Cap(Alum Uprt)	EA	\$ 28.00	24%	\$ 21.28
147684	16	Race Time Panel 38"Hole	EA	\$ 591.00	24%	\$ 449.16
147697	16	D Ring Assy	EA	\$ 189.00	24%	\$ 143.64
147729	16	Dinosaur Purple	EA	\$ 809.00	24%	\$ 614.84
147731	16	Top Mounting Plate	EA	\$ 93.00	24%	\$ 70.68
147732	16	Bottom Mounting Plate	EA	\$ 93.00	24%	\$ 70.68
147762	16	Straight Tot Slide	EA	\$ 575.00	24%	\$ 437.00
147815	16	36"Rung Assembly 38 7/8Lg	EA	\$ 74.00	24%	\$ 56.24
147820	16	60" Rung Assembly	EA	\$ 80.00	24%	\$ 60.80
147845	16	Log Hop Assembly	EA	\$ 328.00	24%	\$ 249.28
147855	16	Bench Leg	EA	\$ 75.00	24%	\$ 57.00
147862	16	Bench Leg	EA	\$ 76.00	24%	\$ 57.76
147872	16	Handrail	EA	\$ 189.00	24%	\$ 143.64
147874	16	Bench Leg	EA	\$ 71.00	24%	\$ 53.96
147914	16	1/4" Finishing Washer	EA	\$ 0.51	24%	\$ 0.38
147928	16	Hardware For 13100	EA	\$ 85.00	24%	\$ 64.60
147935	16	Hardware For 13137	EA	\$ 31.00	24%	\$ 23.56
147938	16	Hardware For 13138	EA	\$ 27.00	24%	\$ 20.52
151080	16	1 1/2" Extension 8" Lg	EA	\$ 10.00	24%	\$ 7.60

U.S. COMMUNITIES PRICE LIST 1805 PLAY EQUIPMENT

Part No.	Part Group	Item Description	Unit	Commercial Price	USC Disc't	USC Net Price
151083	16	Punched Bar 84 1/2" Lg	EA	\$ 31.00	24%	\$ 23.56
151115	16	Coated Chain 71" Lg	EA	\$ 49.00	24%	\$ 37.24
151116	16	Coated Chain 95" Lg	EA	\$ 65.00	24%	\$ 49.40
151124	16	80 Chain 95" Lg/68 Links	EA	\$ 57.00	24%	\$ 43.32
151129	16	Hardware For 12202	EA	\$ 9.00	24%	\$ 6.84
151292	16	Hdw Comp 13438,C3438	EA	\$ 22.00	24%	\$ 16.72
151296	16	Roof Adapter Ass'Y	EA	\$ 75.00	24%	\$ 57.00
151297	16	Hdw Comp 12030,13330	EA	\$ 327.00	24%	\$ 248.52
151301	16	Enclosure Frame	EA	\$ 219.00	24%	\$ 166.44
151309	16	Tube Slide Rung Enclosure	EA	\$ 240.00	24%	\$ 182.40
151319	16	Hdw Comp 12215	EA	\$ 6.00	24%	\$ 4.56
151320	16	Hdw Comp 12400	EA	\$ 29.00	24%	\$ 22.04
151322	16	Mounting Tab	EA	\$ 45.00	24%	\$ 34.20
151326	16	Hdw Comp 12402	EA	\$ 24.00	24%	\$ 18.24
151404	16	Hardware For 12210-12213	EA	\$ 6.00	24%	\$ 4.56
151470	16	Hdw Comp 12000,12002	EA	\$ 17.00	24%	\$ 12.92
151506	16	Support Pipe 37 3/8"	EA	\$ 51.00	24%	\$ 38.76
151509	16	Support Pipe 45 3/8"	EA	\$ 59.00	24%	\$ 44.84
151512	16	Platform Handhold	EA	\$ 158.00	24%	\$ 120.08
151566	16	Mounting Bracket	EA	\$ 439.00	24%	\$ 333.64
151728	16	Hdw Comp 10376	EA	\$ 18.00	24%	\$ 13.68
151770	16	Tube Support	EA	\$ 124.00	24%	\$ 94.24
151791	16	Hdw Comp 10361	EA	\$ 256.00	24%	\$ 194.56
151861	16	Fire Engine Panel 38"Hole	EA	\$ 628.00	24%	\$ 477.28
151863	16	Rescue 911 Panel 38" Hole	EA	\$ 625.00	24%	\$ 475.00
151895	16	Susp Bridge Mount Bkt	EA	\$ 484.00	24%	\$ 367.84
151904	16	Hdw Comp 12110 Thru 12112	EA	\$ 44.00	24%	\$ 33.44
151915	16	Encl Frame Primetime	EA	\$ 329.00	24%	\$ 250.04
151918	16	Hdw Comp 12551	EA	\$ 25.00	24%	\$ 19.00
151923	16	Hdw Comp 12416	EA	\$ 29.00	24%	\$ 22.04
151940	16	12" Barrier Plate 32 1/4"	EA	\$ 79.00	24%	\$ 60.04
151946	16	Hdw Comp 12436,12437	EA	\$ 16.00	24%	\$ 12.16
151949	16	Mounting Tab	EA	\$ 44.00	24%	\$ 33.44
151992	16	Toss 'N Score W/Numbers	EA	\$ 970.00	24%	\$ 737.20
151995	16	Seat C/O	EA	\$ 215.00	24%	\$ 163.40
152028	16	Step Down Rung	EA	\$ 127.00	24%	\$ 96.52
152099	16	Leg Assy 54 3/4" C/O	EA	\$ 213.00	24%	\$ 161.88
152110	16	Extension 8" Lg	EA	\$ 7.90	24%	\$ 6.00
152111	16	Hdw Comp 12216,12217	EA	\$ 34.00	24%	\$ 25.84
152132	16	Barrier Assy	EA	\$ 339.00	24%	\$ 257.64
152136	16	Barrier Assy	EA	\$ 397.00	24%	\$ 301.72
152144	16	Mounting Tab (Left)	EA	\$ 44.00	24%	\$ 33.44
152145	16	Mounting Tab (Right)	EA	\$ 44.00	24%	\$ 33.44
152147	16	Painted Bench Frame	EA	\$ 144.00	24%	\$ 109.44

U.S. COMMUNITIES PRICE LIST 1805 PLAY EQUIPMENT

Part No.	Part Group	Item Description	Unit	Commercial Price	USC Disc't	USC Net Price
152163	16	Dring Encl-Primetime	EA	\$ 173.00	24%	\$ 131.48
152172	16	Footbuck 54 3/8" Lg	EA	\$ 116.00	24%	\$ 88.16
152340	16	3/4"Dia X30"Lg Galv Stake	EA	\$ 26.00	24%	\$ 19.76
152365	16	Hdw Comp 10456-10461	EA	\$ 187.00	24%	\$ 142.12
152423	16	Suspension Bridge H'Rail	EA	\$ 950.00	24%	\$ 722.00
152424	16	8Mm Chain 114 1/2"	EA	\$ 134.00	24%	\$ 101.84
152425	16	Footboard 17"X 46 11/16"	EA	\$ 361.00	24%	\$ 274.36
152441	16	3/4" Rubber Spacer	EA	\$ 13.70	24%	\$ 10.41
152473	16	Hdw Comp 10315	EA	\$ 928.00	24%	\$ 705.28
152500	16	Square Roof Section	EA	\$ 671.00	24%	\$ 509.96
152501	16	Triangular Roof Section	EA	\$ 599.00	24%	\$ 455.24
152552	16	Space Window Encl Assy	EA	\$ 793.00	24%	\$ 602.68
152557	16	Hdw Comp 12540,12541	EA	\$ 138.00	24%	\$ 104.88
152560	16	Hdw Comp 10018-10021	EA	\$ 87.00	24%	\$ 66.12
152561	16	Hdw Comp 13492-13495	EA	\$ 259.00	24%	\$ 196.84
152609	16	Hdw Comp 10373,10374	EA	\$ 143.00	24%	\$ 108.68
152639	16	30 Deg Elbow Sec W/Ports	EA	\$ 451.00	24%	\$ 342.76
152640	16	30 Deg Crawl Tube W/Windows	EA	\$ 451.00	24%	\$ 342.76
152668	16	Step Rung Assy C/O	EA	\$ 80.00	24%	\$ 60.80
152675	16	Molded Swing Seat	EA	\$ 133.00	24%	\$ 101.08
152705	16	Hdw Comp 10142,10143	EA	\$ 99.00	24%	\$ 75.24
152766	16	Hdw Comp 12314	EA	\$ 142.00	24%	\$ 107.92
152803	16	Sgl Socket Arch C/O	EA	\$ 1,030.00	24%	\$ 782.80
152805	16	Dbl Socket Arch C/O	EA	\$ 1,130.00	24%	\$ 858.80
152821	16	Hdw Comp 12583,12584	EA	\$ 11.00	24%	\$ 8.36
152833	16	Coated Chain 68"Lg(49 Lk)	EA	\$ 48.00	24%	\$ 36.48
152847	16	Interactive Mounting Cap	EA	\$ 50.00	24%	\$ 38.00
152850	16	Base Plate Pkg-1.315"Od	EA	\$ 86.00	24%	\$ 65.36
152851	16	Base Plate Pkg-1.66"Od	EA	\$ 84.00	24%	\$ 63.84
152852	16	Base Plate Pkg-1.90"Od	EA	\$ 87.00	24%	\$ 66.12
152853	16	Base Plate Pkg-2.375"Od	EA	\$ 90.00	24%	\$ 68.40
152854	16	Base Plate Pkg-2.875"Od	EA	\$ 97.00	24%	\$ 73.72
152855	16	Base Plate Pkg-5"Upright	EA	\$ 147.00	24%	\$ 111.72
152856	16	Base Plate Hdw Pkg Sm360	EA	\$ 146.00	24%	\$ 110.96
153026	16	Lexan Skylight 40 13/16Sq	EA	\$ 811.00	24%	\$ 616.36
153119	16	Single Tab C/O	EA	\$ 70.00	24%	\$ 53.20
153133	16	Mech Galvanized Casting	EA	\$ 17.00	24%	\$ 12.92
153134	16	"S"Hook\Casting Assy	EA	\$ 25.00	24%	\$ 19.00
153195	16	28" Bug Eye Bubble	EA	\$ 760.00	24%	\$ 577.60
153198	16	Hdw Comp Toss'N Score	EA	\$ 31.00	24%	\$ 23.56
153332	16	1.029" Rung 26 3/4" Lg	EA	\$ 9.40	24%	\$ 7.14
153651	16	24" St Section 30"Dia	EA	\$ 467.00	24%	\$ 354.92
153653	16	49" Tube Section	EA	\$ 622.00	24%	\$ 472.72
153655	16	30 Deg Elbow Sec 30" Dia	EA	\$ 481.00	24%	\$ 365.56

U.S. COMMUNITIES PRICE LIST 1805 PLAY EQUIPMENT

Part No.	Part Group	Item Description	Unit	Commercial Price	USC Disc't	USC Net Price
153667	16	36" Handhold Assy	EA	\$ 132.00	24%	\$ 100.32
153683	16	Trapeze Bar Assy 19 3/4"	EA	\$ 84.00	24%	\$ 63.84
153731	16	FLIP SLIDE	EA	\$ 1,839.00	24%	\$ 1,397.64
153734	16	Entrance Sectiion 30 Deg	EA	\$ 602.00	24%	\$ 457.52
153738	16	Belt Seat #S115	EA	\$ 154.00	24%	\$ 117.04
153746	16	Fully Enclosed Tot Seat	EA	\$ 299.00	24%	\$ 227.24
153749	16	Crawl Tube Panel 30" Dia	EA	\$ 238.00	24%	\$ 180.88
153789	16	Footbuck Assy C/O	EA	\$ 81.00	24%	\$ 61.56
153792	16	Mounting Bracket	EA	\$ 113.00	24%	\$ 85.88
153844	16	90 Deg Elbow Sec 30" Dia	EA	\$ 565.00	24%	\$ 429.40
153864	16	Coated Chain 64" Lg Brn	EA	\$ 46.00	24%	\$ 34.96
153867	16	Chain 87" Lg	EA	\$ 51.00	24%	\$ 38.76
153868	16	Coated Chain 87" Lg Brn	EA	\$ 59.00	24%	\$ 44.84
153869	16	Coated Chain 63" Lg Brn	EA	\$ 45.00	24%	\$ 34.20
154026	16	Coated Chain Net 43 1/2"	EA	\$ 162.00	24%	\$ 123.12
154027	16	Coated Chain Net 55 7/16"	EA	\$ 198.00	24%	\$ 150.48
154028	16	Coated Chain Net 67 13/16	EA	\$ 235.00	24%	\$ 178.60
154047	16	Small Sign Backing Assy	EA	\$ 152.00	24%	\$ 115.52
154125	16	Bigfoot Slide (Only)	EA	\$ 3,874.00	24%	\$ 2,944.24
154132	16	30Deg Elbow W/Ports	EA	\$ 535.00	24%	\$ 406.60
154133	16	30Deg Crawl Tube W/Ports	EA	\$ 535.00	24%	\$ 406.60
154159	16	Coated Mounting Bkt	EA	\$ 393.00	24%	\$ 298.68
154205	16	Inside Trim-Black	EA	\$ 122.00	24%	\$ 92.72
154206	16	Outside Trim-Black	EA	\$ 121.00	24%	\$ 91.96
154208	16	Nylon Tap-Anchor 1 3/4"Lg	EA	\$ 1.42	24%	\$ 1.07
154236	16	Casting Assy	EA	\$ 68.00	24%	\$ 51.68
154293	16	Table Brace 36 1/8"Lg	EA	\$ 21.00	24%	\$ 15.96
154320	16	Filler Bkt Assy	EA	\$ 79.00	24%	\$ 60.04
154333	16	Footbuck Assy C/O	EA	\$ 120.00	24%	\$ 91.20
154340	16	Hdw Comp 10565,10566	EA	\$ 103.00	24%	\$ 78.28
154351	16	Cross Bar-Bigfoot Slide	EA	\$ 199.00	24%	\$ 151.24
154413	16	Center Bar Assy C/O	EA	\$ 84.00	24%	\$ 63.84
154416	16	Filler	EA	\$ 162.00	24%	\$ 123.12
154428	16	Center Bar 29 3/4" C/O	EA	\$ 90.00	24%	\$ 68.40
154445	16	Support Rung 26 3/16" C/O	EA	\$ 85.00	24%	\$ 64.60
154446	16	Footbuck Assy C/O	EA	\$ 111.00	24%	\$ 84.36
154448	16	Footbuck Assy C/O	EA	\$ 124.00	24%	\$ 94.24
154459	16	Bottom Ring Assy	EA	\$ 532.00	24%	\$ 404.32
154467	16	Footbuck Assy C/O	EA	\$ 117.00	24%	\$ 88.92
154469	16	Footbuck Assy C/O	EA	\$ 116.00	24%	\$ 88.16
154514	16	Hdw Comp 10587	EA	\$ 93.00	24%	\$ 70.68
154521	16	Hdw Comp 10594	EA	\$ 103.00	24%	\$ 78.28
154579	16	Hdw Comp 10598	EA	\$ 131.00	24%	\$ 99.56
154689	16	Hdw Comp 10606,10609	EA	\$ 67.00	24%	\$ 50.92

U.S. COMMUNITIES PRICE LIST 1805 PLAY EQUIPMENT

Part No.	Part Group	Item Description	Unit	Commercial Price	USC Disc't	USC Net Price
154690	16	30 Deg Elbow W/15 Deg Holes	EA	\$ 481.00	24%	\$ 365.56
154759	16	Hdw Comp 12553	EA	\$ 32.00	24%	\$ 24.32
154834	16	Wishbone Bracket	EA	\$ 68.00	24%	\$ 51.68
154835	16	Hdw Comp 10498	EA	\$ 282.00	24%	\$ 214.32
155426	16	Footbuck 30 11/16" Black	EA	\$ 95.00	24%	\$ 72.20
155434	16	Guardrail Assy 115"Lg	EA	\$ 626.00	24%	\$ 475.76
155505	16	Clear P-A-B Tube Section	EA	\$ 2,137.00	24%	\$ 1,624.12
155506	16	Rivet #Balm-8Bpb-8	EA	\$ 1.67	24%	\$ 1.26
155543	16	Enclosure Assy	EA	\$ 186.00	24%	\$ 141.36
155608	16	Smoke P-A-B Tube Section	EA	\$ 2,299.00	24%	\$ 1,747.24
155611	16	Shuttle Stop	EA	\$ 5.30	24%	\$ 4.02
155701	16	Tube Support	EA	\$ 132.00	24%	\$ 100.32
156013	16	Guardrail Assy	EA	\$ 528.00	24%	\$ 401.28
156062	16	Toprail-Single Post Swing	EA	\$ 357.00	24%	\$ 271.32
156079	16	Molded Bolt Guard	EA	\$ 2.12	24%	\$ 1.61
156143	16	Arch Assembly 32 7/8"Wide	EA	\$ 365.00	24%	\$ 277.40
156151	16	Arch Assembly 42 3/8"Wide	EA	\$ 441.00	24%	\$ 335.16
156178	16	Mounting Bracket	EA	\$ 455.00	24%	\$ 345.80
156194	16	Mounting Sleeve 5 1/2"Lg	EA	\$ 37.00	24%	\$ 28.12
156228	16	Dragon Body	EA	\$ 2,868.00	24%	\$ 2,179.68
156229	16	Dragon Head	EA	\$ 2,323.00	24%	\$ 1,765.48
156351	16	Swedged Pipe 37 1/8"Lg	EA	\$ 96.00	24%	\$ 72.96
156391	16	Tube Support 92 7/16"	EA	\$ 126.00	24%	\$ 95.76
156402	16	Rotomolded Tire-Gray	EA	\$ 309.00	24%	\$ 234.84
156409	16	Molded Nose Handle	EA	\$ 13.40	24%	\$ 10.18
156427	16	Piston Panel Assy	EA	\$ 2,107.00	24%	\$ 1,601.32
156496	16	5'Coat Chain Net 82 7/16"	EA	\$ 471.00	24%	\$ 357.96
156497	16	Coated Chain Net 82 7/16"	EA	\$ 484.00	24%	\$ 367.84
156507	16	Hdw Comp 10768	EA	\$ 14.10	24%	\$ 10.71
156554	16	Frame 69 5/16"Lg	EA	\$ 100.00	24%	\$ 76.00
156674	16	Swedged Pipe 33 1/8"Lg	EA	\$ 93.00	24%	\$ 70.68
156713	16	Mounting Bracket	EA	\$ 379.00	24%	\$ 288.04
156749	16	Hdw Comp Dragon	EA	\$ 48.00	24%	\$ 36.48
156778	16	Gametime Sign 5-12 Yr Old	EA	\$ 604.00	24%	\$ 459.04
156872	16	Hdw Comp 10777	EA	\$ 634.00	24%	\$ 481.84
156904	16	Decorative Barrier	EA	\$ 281.00	24%	\$ 213.56
157000	16	Top Clevis 2 3/8" Galv	EA	\$ 18.00	24%	\$ 13.68
157002	16	Top Clevis 3 1/2"Top Rail	EA	\$ 24.00	24%	\$ 18.24
157009	16	Trapeze Pendulum Assy	EA	\$ 29.00	24%	\$ 22.04
157010	16	Pendulum Assy	EA	\$ 31.00	24%	\$ 23.56
157011	16	Btm Clevis 2 3/8"Top Rail	EA	\$ 34.00	24%	\$ 25.84
157012	16	Bottom Clevis Assy	EA	\$ 33.00	24%	\$ 25.08
157014	16	Trapeze Bottom Clevis	EA	\$ 41.00	24%	\$ 31.16
157034	16	Upright Assy 39 5/16"Lg	EA	\$ 175.00	24%	\$ 133.00

U.S. COMMUNITIES PRICE LIST 1805 PLAY EQUIPMENT

Part No.	Part Group	Item Description	Unit	Commercial Price	USC Disct	USC Net Price
157234	16	Footbuck Assy Black	EA	\$ 71.00	24%	\$ 53.96
157327	16	Mount Sleeve 6"Lg Black	EA	\$ 35.00	24%	\$ 26.60
157331	16	Hdw Comp 10846	EA	\$ 670.00	24%	\$ 509.20
157379	16	Hdw Comp 13506	EA	\$ 136.00	24%	\$ 103.36
157457	16	Dbl Trap Toprail 120 1/16	EA	\$ 574.00	24%	\$ 436.24
157544	16	Logo Plate Green	EA	\$ 52.00	24%	\$ 39.52
157593	16	Hdw Comp Gametime Signs	EA	\$ 9.40	24%	\$ 7.14
157594	16	Toad Stool Seat W/Plate	EA	\$ 381.00	24%	\$ 289.56
157704	16	Perm Mount Leg C/O	EA	\$ 205.00	24%	\$ 155.80
157715	16	Leg Assy 42"Lg Alum	EA	\$ 84.00	24%	\$ 63.84
157740	16	16 Oz Grait Remover	EA	\$ 50.00	24%	\$ 38.00
157742	16	8 Oz Graffiti Remover	EA	\$ 40.00	24%	\$ 30.40
157845	16	Flat Recp Top 25"Dia	EA	\$ 190.00	24%	\$ 144.40
157851	16	Port Leg Assy C/O	EA	\$ 215.00	24%	\$ 163.40
157858	16	Hdw Comp 6064	EA	\$ 193.00	24%	\$ 146.68
157860	16	Jumbo Flyer Assy	EA	\$ 1,178.00	24%	\$ 895.28
157867	16	Hdw Comp 1835,P1835	EA	\$ 12.70	24%	\$ 9.65
157941	16	Hdw Comp 10303	EA	\$ 139.00	24%	\$ 105.64
157942	16	Hdw Comp 10304	EA	\$ 173.00	24%	\$ 131.48
157946	16	Hdw Comp 10570	EA	\$ 204.00	24%	\$ 155.04
158193	16	Hdw Comp K/T Panels	EA	\$ 23.00	24%	\$ 17.48
158214	16	Coated Chain Net 60"Lg	EA	\$ 336.00	24%	\$ 255.36
158217	16	Chain Net 68"Lg	EA	\$ 402.00	24%	\$ 305.52
158218	16	Coated Chain Net 82 7/16"	EA	\$ 497.00	24%	\$ 377.72
158223	16	Top Clevis 2 3/8"Top Rail	EA	\$ 32.00	24%	\$ 24.32
158227	16	Trapeze Bottom Clevis	EA	\$ 50.00	24%	\$ 38.00
158244	16	Bubble Panel	EA	\$ 633.00	24%	\$ 481.08
158273	16	Hdw Comp 10067,10068	EA	\$ 328.00	24%	\$ 249.28
158274	16	Hdw Comp 10235-10237	EA	\$ 239.00	24%	\$ 181.64
158279	16	Pin-In Tool Kit(Torx Bit)	EA	\$ 75.00	24%	\$ 57.00
158292	16	Shuttle Stop	EA	\$ 36.00	24%	\$ 27.36
158300	16	Little Foot Slide	EA	\$ 619.00	24%	\$ 470.44
158317	16	Wavy Mirror Panel Ass'Y	EA	\$ 2,005.00	24%	\$ 1,523.80
158320	16	Footbuck Assy 30 13/16"	EA	\$ 86.00	24%	\$ 65.36
158331	16	Trapeze Bar Assy	EA	\$ 72.00	24%	\$ 54.72
158332	16	Tic-Tac-Toe Game Piece	EA	\$ 525.00	24%	\$ 399.00
158365	16	Hdw Comp 12198,12199	EA	\$ 22.00	24%	\$ 16.72
158407	16	Hdw Comp 22003	EA	\$ 9.90	24%	\$ 7.52
158418	16	Bent Rung 25 11/16"Lg	EA	\$ 26.00	24%	\$ 19.76
158530	16	Parallel Bar 70" Hi	EA	\$ 368.00	24%	\$ 279.68
158535	16	Swedged Pipe 10"Lg	EA	\$ 20.00	24%	\$ 15.20
158565	16	Hdw Comp 12478	EA	\$ 77.00	24%	\$ 58.52
158566	16	Hdw Comp 12479	EA	\$ 142.00	24%	\$ 107.92
158603	16	Universal Hood	EA	\$ 411.00	24%	\$ 312.36

U.S. COMMUNITIES PRICE LIST 1805 PLAY EQUIPMENT

Part No.	Part Group	Item Description	Unit	Commercial Price	USC Disc't	USC Net Price
158677	16	Animal Pieces-Set Of 9	EA	\$ 576.00	24%	\$ 437.76
158679	16	Species-Set Of 9	EA	\$ 532.00	24%	\$ 404.32
158766	16	Counting Pieces-Set Of 9	EA	\$ 524.00	24%	\$ 398.24
158850	16	Treescape Deck	EA	\$ 540.00	24%	\$ 410.40
158855	16	3'-0" Access Ladder	EA	\$ 864.00	24%	\$ 656.64
158867	16	4'-0" Access Ladder	EA	\$ 1,001.00	24%	\$ 760.76
158898	16	2'-6"Coated Punched Stair	EA	\$ 576.00	24%	\$ 437.76
158913	16	Punched Steel Platform	EA	\$ 730.00	24%	\$ 554.80
158916	16	Punched Steel Ramp 72 1/8	EA	\$ 1,342.00	24%	\$ 1,019.92
158921	16	8"Punched Step	EA	\$ 433.00	24%	\$ 329.08
158938	16	3'-0"Coated Punched Stair	EA	\$ 681.00	24%	\$ 517.56
158940	16	Punch Step Assy 38 1/8"Sl	EA	\$ 497.00	24%	\$ 377.72
158944	16	Punched Trans Step	EA	\$ 553.00	24%	\$ 420.28
158952	16	Punch 2 Step Assy 36 7/8S	EA	\$ 750.00	24%	\$ 570.00
158955	16	3'-0"Punch Step 67 9/16Sl	EA	\$ 1,398.00	24%	\$ 1,062.48
158978	16	Mini Arch Bridge Deck	EA	\$ 912.00	24%	\$ 693.12
158982	16	Diamond Deck (Punched Steel)	EA	\$ 1,010.00	24%	\$ 767.60
158990	16	Footbuck Assy 30 1/4"Lg	EA	\$ 105.00	24%	\$ 79.80
158994	16	Coated Platform 25"Sq	EA	\$ 386.00	24%	\$ 293.36
158997	16	Crows Nest Punched Plat	EA	\$ 363.00	24%	\$ 275.88
159003	16	Coated Step Assy	EA	\$ 270.00	24%	\$ 205.20
159007	16	Punched Footboard	EA	\$ 320.00	24%	\$ 243.20
159031	16	Slide Platform 53 9/16"Lg	EA	\$ 979.00	24%	\$ 744.04
159053	16	90 Deg Funnel Bdg Deck	EA	\$ 1,057.00	24%	\$ 803.32
159061	16	Punched Walkway 58 15/16"	EA	\$ 526.00	24%	\$ 399.76
159064	16	Punched Walkway 49"Lg	EA	\$ 451.00	24%	\$ 342.76
159083	16	Punched Arch Half 58 7/8"	EA	\$ 1,055.00	24%	\$ 801.80
159194	54	Swivel Assembly Black	EA	\$ 268.00	9%	\$ 243.88
159250	16	Retrofit Tool Kit	EA	\$ 56.00	24%	\$ 42.56
159254	16	P/T Punched Footboard	EA	\$ 248.00	24%	\$ 188.48
159258	16	36"Sq P/T Punched Deck	EA	\$ 578.00	24%	\$ 439.28
159282	16	Punched Mini Arch Bridge	EA	\$ 561.00	24%	\$ 426.36
159301	16	P/T Punch Funnel Bdg 36"	EA	\$ 309.00	24%	\$ 234.84
159311	16	P/T Punched Arch Bridge	EA	\$ 1,491.00	24%	\$ 1,133.16
159312	16	Punched P/T Triangle Deck	EA	\$ 373.00	24%	\$ 283.48
159317	16	Punched P/T Rect Deck	EA	\$ 710.00	24%	\$ 539.60
159326	16	Hdw Comp K/T Top Upright	EA	\$ 8.50	24%	\$ 6.46
159332	16	Surface Mt Foot-Black	EA	\$ 44.00	24%	\$ 33.44
159378	16	Swedged Pipe 48 1/2"Lg	EA	\$ 81.00	24%	\$ 61.56
159389	16	Connect Sleeve 3 1/16"Wd	EA	\$ 62.00	24%	\$ 47.12
159574	16	Chain Net 82 7/16"	EA	\$ 469.00	24%	\$ 356.44
159576	16	Hdw Comp 10991	EA	\$ 291.00	24%	\$ 221.16
159577	16	Chain 2 Links Lg	EA	\$ 4.51	24%	\$ 3.42
159580	16	Side Bar Assy (Left)	EA	\$ 71.00	24%	\$ 53.96

U.S. COMMUNITIES PRICE LIST 1805 PLAY EQUIPMENT

Part No.	Part Group	Item Description	Unit	Commercial Price	USC Disc't	USC Net Price
159582	16	Side Bar Assy (Right)	EA	\$ 71.00	24%	\$ 53.96
159587	16	2 3/16"Od Washer 5/16 Tap	EA	\$ 14.90	24%	\$ 11.32
159709	16	Kidtime Tool Kit	EA	\$ 23.00	24%	\$ 17.48
159800	16	Wave Climber	EA	\$ 534.00	24%	\$ 405.84
159811	16	Gt Stockcar	EA	\$ 1,337.00	24%	\$ 1,016.12
159842	16	Coated 2 Step Assy	EA	\$ 696.00	24%	\$ 528.96
159939	16	2" Sq Tubing Cap	EA	\$ 0.67	24%	\$ 0.50
160118	16	Hdw Comp 17020	EA	\$ 20.00	24%	\$ 15.20
160179	16	Hdw Gt Stockcar	EA	\$ 253.00	24%	\$ 192.28
160180	16	Tube Support 88 9/16"Lg	EA	\$ 141.00	24%	\$ 107.16
160188	16	Punched Seat 96 5/8"Lg	EA	\$ 746.00	24%	\$ 566.96
160191	16	Punched Seat 60 5/8"Lg	EA	\$ 405.00	24%	\$ 307.80
160198	16	Kidcurb-Regrind	EA	\$ 98.00	24%	\$ 74.48
160199	16	90 Deg 30"W/15 Deg Flange	EA	\$ 565.00	24%	\$ 429.40
160200	16	Hdw Comp K/T Bottom Upr	EA	\$ 6.00	24%	\$ 4.56
160202	16	24"St Sec 15 Deg Flange	EA	\$ 467.00	24%	\$ 354.92
160208	16	Sand Cups (Set Of 4)	EA	\$ 48.00	24%	\$ 36.48
160216	16	8"Deck Leg W/1 1/2"Dia	EA	\$ 79.00	24%	\$ 60.04
160217	16	16"Deck Leg W/1 1/2"Dia	EA	\$ 103.00	24%	\$ 78.28
160221	16	90 Deg Upr W/1 1/2"Dia	EA	\$ 118.00	24%	\$ 89.68
160222	16	90 Deg Upr W/Label 1 1/2"	EA	\$ 154.00	24%	\$ 117.04
160223	16	Left 180Deg Upr 1 1/2"Dia	EA	\$ 204.00	24%	\$ 155.04
160224	16	Right 180Deg Upr 1 1/2"	EA	\$ 204.00	24%	\$ 155.04
160230	16	Double Deck W/1 1/2"Hole	EA	\$ 1,106.00	24%	\$ 840.56
160231	16	Hdw Comp K/T Top Upright	EA	\$ 8.90	24%	\$ 6.76
160301	16	Pipe W/Insert 23 1/2"Lg	EA	\$ 26.00	24%	\$ 19.76
160362	16	Hdw Comp Kidcurb	EA	\$ 10.20	24%	\$ 7.75
160410	16	Footbuck 33 3/8"Lg	EA	\$ 70.00	24%	\$ 53.20
160413	16	Hdw Comp Wave Climber	EA	\$ 23.00	24%	\$ 17.48
160428	16	Deck Cap	EA	\$ 14.60	24%	\$ 11.09
160477	16	Hdw Comp Cargo Net Wall	EA	\$ 79.00	24%	\$ 60.04
160478	16	Hdw Comp Cargo Net Wall	EA	\$ 144.00	24%	\$ 109.44
160505	16	8'Punched Seat Assy	EA	\$ 566.00	24%	\$ 430.16
160523	16	Mounting Tab 3 9/16"Wd	EA	\$ 71.00	24%	\$ 53.96
160539	16	Coated Chain 13 1/8"Brown	EA	\$ 18.00	24%	\$ 13.68
160540	16	Hdw Comp 12734	EA	\$ 432.00	24%	\$ 328.32
160634	16	Dbl Slide Mount Pipe	EA	\$ 116.00	24%	\$ 88.16
160645	46	Punched Platform 25 1/2"	EA	\$ 503.00	16%	\$ 422.52
160662	16	Upright Assy 43 5/16"Lg	EA	\$ 196.00	24%	\$ 148.96
160670	16	Punched 2 Step 28 7/8"	EA	\$ 535.00	24%	\$ 406.60
160674	16	Punched 3 Step 43 1/8"	EA	\$ 793.00	24%	\$ 602.68
160693	16	Punched Step Platform	EA	\$ 495.00	24%	\$ 376.20
160695	16	Hdw Comp 18108,18109	EA	\$ 9.60	24%	\$ 7.29
160701	16	Upright Assy 31 5/16"Lg	EA	\$ 149.00	24%	\$ 113.24

U.S. COMMUNITIES PRICE LIST 1805 PLAY EQUIPMENT

Part No.	Part Group	Item Description	Unit	Commercial Price	USC Disc't	USC Net Price
160704	16	Upright Assy 35 5/16"Lg	EA	\$ 175.00	24%	\$ 133.00
160893	16	Punched Seat Assy 72"Lg	EA	\$ 355.00	24%	\$ 269.80
160906	16	Diagonal Brace 28 9/16"Lg	EA	\$ 42.00	24%	\$ 31.92
160938	16	Punched Seat 36"Lg	EA	\$ 225.00	24%	\$ 171.00
160949	16	Punched Receptacle 30 1/8	EA	\$ 864.00	24%	\$ 656.64
160982	16	Punched Pipe 41 1/2"Lg	EA	\$ 25.00	24%	\$ 19.00
161026	16	On-Ground Foot 8 3/4"Blk	EA	\$ 77.00	24%	\$ 58.52
161055	16	Pipe W/Insert 58"Lg	EA	\$ 39.00	24%	\$ 29.64
161057	16	Pipe W/Insert 66"Lg	EA	\$ 42.00	24%	\$ 31.92
161059	16	Pipe W/Insert 74"Lg	EA	\$ 45.00	24%	\$ 34.20
161254	16	P/S Square Deck Hardware	EA	\$ 22.00	24%	\$ 16.72
161255	16	P/S Tri Deck Hardware	EA	\$ 19.00	24%	\$ 14.44
161257	16	P/S Stepped Deck Hardware	EA	\$ 21.00	24%	\$ 15.96
161267	16	Square Deck Hardware	EA	\$ 24.00	24%	\$ 18.24
161268	16	Triangle Deck Hardware	EA	\$ 22.00	24%	\$ 16.72
161290	20	Geo-Textile 2250 Sqft Roll	EA	\$ 638.00	18%	\$ 523.16
161291	20	Geo-Textile 1125 Sqft Roll	EA	\$ 319.00	18%	\$ 261.58
161292	20	Wear Mat 44"x48"	EA	\$ 223.00	18%	\$ 182.86
161294	20	Terraflow Drain 150ft Roll	EA	\$ 443.00	18%	\$ 363.26
161301	16	Trapeze Ring Hanger	EA	\$ 79.00	24%	\$ 60.04
161342	35	Hdw Comp 18015 Funnel Bdg	EA	\$ 130.00	16%	\$ 109.20
161363	16	Hdw Comp Access Ladder	EA	\$ 113.00	24%	\$ 85.88
161478	16	Handle Assy	EA	\$ 71.00	24%	\$ 53.96
161522	16	Hdw Comp P/T Square Deck	EA	\$ 18.00	24%	\$ 13.68
161523	16	Hdw Comp P/T Triangle Dk	EA	\$ 13.70	24%	\$ 10.41
161558	16	Hdw Comp P/T Access Attch	EA	\$ 12.90	24%	\$ 9.80
161572	16	Hdw Comp P/T Punch Stair	EA	\$ 31.00	24%	\$ 23.56
161678	16	H'Rail Assy 88 11/16 "Lg	EA	\$ 252.00	24%	\$ 191.52
161684	16	3'Punched Step 35" Sl	EA	\$ 565.00	24%	\$ 429.40
161695	16	Hdw Comp 18027	EA	\$ 131.00	24%	\$ 99.56
161853	16	D-Shackle W/No Snag Pin	EA	\$ 29.00	24%	\$ 22.04
161937	16	Exit Section	EA	\$ 900.00	24%	\$ 684.00
161938	16	Straight Section	EA	\$ 381.00	24%	\$ 289.56
161939	16	Left Curve Section	EA	\$ 381.00	24%	\$ 289.56
161940	16	Right Curve Section	EA	\$ 381.00	24%	\$ 289.56
162417	16	Rain Wheel Panel-Gray	EA	\$ 1,409.00	24%	\$ 1,070.84
162520	16	Handrail Assy 30" Lg	EA	\$ 562.00	24%	\$ 427.12
162546	16	Attachment Rail 38 13/16"	EA	\$ 271.00	24%	\$ 205.96
162562	16	Attachment Rail 39 1/8"Lg	EA	\$ 202.00	24%	\$ 153.52
162590	16	Cross Bar 45 3/16"(Left)	EA	\$ 428.00	24%	\$ 325.28
162592	16	Cross Bar 45 3/16"(Right)	EA	\$ 428.00	24%	\$ 325.28
162618	16	Entrance Arch Ass'Y	EA	\$ 592.00	24%	\$ 449.92
162672	16	Hdw Comp Transfer Point	EA	\$ 42.00	24%	\$ 31.92
162675	46	Hdw Comp 90Deg Funnel Bdg	EA	\$ 123.00	16%	\$ 103.32

U.S. COMMUNITIES PRICE LIST 1805 PLAY EQUIPMENT

Part No.	Part Group	Item Description	Unit	Commercial Price	USC Disc't	USC Net Price
162679	16	Hdw Comp 12082	EA	\$ 49.00	24%	\$ 37.24
162696	16	Hdw-Wildslide Exit Sec	EA	\$ 7.70	24%	\$ 5.85
162697	16	Hdw-Wildslide Sections	EA	\$ 5.00	24%	\$ 3.80
162699	16	Hdw-Wildslide Exit Sec	EA	\$ 14.40	24%	\$ 10.94
162700	16	Hdw-Wildslide Sections	EA	\$ 7.90	24%	\$ 6.00
162759	16	Hdw Comp 18005,18045	EA	\$ 86.00	24%	\$ 65.36
162779	16	Swedged Extention 29"Lg	EA	\$ 21.00	24%	\$ 15.96
162783	35	Hardware 18007,18017-19	EA	\$ 190.00	16%	\$ 159.60
162785	16	P/S Arch Bridge Hdw	EA	\$ 70.00	24%	\$ 53.20
162796	16	P/S 2'& 3'Access Link Hdw	EA	\$ 40.00	24%	\$ 30.40
162818	16	Hdw Comp 18090	EA	\$ 80.00	24%	\$ 60.80
162964	47	Nylon Locking Collar	EA	\$ 0.55	9%	\$ 0.50
162987	16	Hdw-Saddlemate Mount	EA	\$ 9.50	24%	\$ 7.22
163097	16	Handrail Assy 115"Lg	EA	\$ 1,121.00	24%	\$ 851.96
163101	16	Handrail Assy 58 1/2"Lg	EA	\$ 812.00	24%	\$ 617.12
163115	16	Molded Swing Seat-Black	EA	\$ 84.00	24%	\$ 63.84
163123	16	Handrail Assy (Arch Brdg)	EA	\$ 1,421.00	24%	\$ 1,079.96
163191	16	3'-0"Handrail 96 3/4"Lg	EA	\$ 259.00	24%	\$ 196.84
163235	16	Steering Wheel Assembly	EA	\$ 189.00	24%	\$ 143.64
163277	16	Racetime Steering Wheel	EA	\$ 192.00	24%	\$ 145.92
163307	16	49"Sq Punched Steel Deck	EA	\$ 924.00	24%	\$ 702.24
163317	16	Punched Triangle Deck	EA	\$ 554.00	24%	\$ 421.04
163335	16	6"Stepped Platform	EA	\$ 1,227.00	24%	\$ 932.52
163338	16	12"Stepped Platform	EA	\$ 1,284.00	24%	\$ 975.84
163360	16	Diamond Deck	EA	\$ 1,108.00	24%	\$ 842.08
163420	16	Entry Archway	EA	\$ 484.00	24%	\$ 367.84
163452	16	1/2"Partition Sex Nut	EA	\$ 9.30	24%	\$ 7.06
163473	16	Bottom Plate 12" X 14"Blk	EA	\$ 74.00	24%	\$ 56.24
163519	16	Panel Attachment-Gray Stl	EA	\$ 23.00	24%	\$ 17.48
163635	16	Oset Archway 66 3/8"Lg	EA	\$ 402.00	24%	\$ 305.52
163940	16	Crawl Tube Panel 30"P/S+	EA	\$ 258.00	24%	\$ 196.08
164036	16	Hdw-Wave Climber	EA	\$ 19.00	24%	\$ 14.44
164086	16	Hdw-Toad Stool Climber	EA	\$ 18.00	24%	\$ 13.68
164136	16	Hdw-Megarock	EA	\$ 24.00	24%	\$ 18.24
164200	16	Rung Enclosure	EA	\$ 462.00	24%	\$ 351.12
164395	16	Footboard 39 15/16"Lg	EA	\$ 345.00	24%	\$ 262.20
164531	16	Attachment Rail	EA	\$ 170.00	24%	\$ 129.20
164569	16	Attach Rail 38 5/16"Lg	EA	\$ 162.00	24%	\$ 123.12
164592	16	4'Transfer Handrail 102"	EA	\$ 315.00	24%	\$ 239.40
164609	16	3'Transfer Handrail 90"Lg	EA	\$ 285.00	24%	\$ 216.60
164649	16	Entrance Arch Ass'Y	EA	\$ 437.00	24%	\$ 332.12
164705	16	Hdw-Overhead Climbers	EA	\$ 13.70	24%	\$ 10.41
164720	16	Ladder Assy 105 11/16"Lg	EA	\$ 314.00	24%	\$ 238.64
164746	16	Hdw Comp 10067E,10068E	EA	\$ 253.00	24%	\$ 192.28

U.S. COMMUNITIES PRICE LIST 1805 PLAY EQUIPMENT

Part No.	Part Group	Item Description	Unit	Commercial Price	USC Disc't	USC Net Price
164819	16	Rung Enclosure 44 5/16"Wd	EA	\$ 482.00	24%	\$ 366.32
164867	16	Hdw-Discovery Panel	EA	\$ 10.80	24%	\$ 8.20
164882	16	Enclosure Hardware	EA	\$ 6.70	24%	\$ 5.09
165096	16	Hdw-Bubble Panel	EA	\$ 13.80	24%	\$ 10.48
165124	16	Hdw-Interactive Panel	EA	\$ 32.00	24%	\$ 24.32
165248	16	Hdw-Steering Wheel Encl	EA	\$ 12.70	24%	\$ 9.65
165250	16	Volcano Top W/O Lip	EA	\$ 1,061.00	24%	\$ 806.36
165251	16	Volcano Middle	EA	\$ 851.00	24%	\$ 646.76
165252	16	Volcano Base 6'Att	EA	\$ 1,025.00	24%	\$ 779.00
165258	16	Hdw-Racetime Panel	EA	\$ 112.00	24%	\$ 85.12
165273	16	Funnel Assy 44 1/16"Lg	EA	\$ 214.00	24%	\$ 162.64
165439	16	D Ring 38 5/16"Lg	EA	\$ 182.00	24%	\$ 138.32
165441	16	Mounting Tab	EA	\$ 27.00	24%	\$ 20.52
165605	16	Cross Bar Support-Left	EA	\$ 324.00	24%	\$ 246.24
165611	16	Cross Bar Support-Right	EA	\$ 324.00	24%	\$ 246.24
165612	16	Hdw-Bigfoot Slide	EA	\$ 62.00	24%	\$ 47.12
165670	16	Upright Tab-C/O	EA	\$ 14.10	24%	\$ 10.71
165681	16	Handhold Assy 38 5/16"Lg	EA	\$ 161.00	24%	\$ 122.36
165720	16	Hdw-Wildslide Exit	EA	\$ 11.90	24%	\$ 9.04
165721	16	Hdw-Wildslide Section	EA	\$ 9.80	24%	\$ 7.44
165752	16	Hdw-Access Pkg	EA	\$ 15.00	24%	\$ 11.40
165785	16	D Ring Assy	EA	\$ 178.00	24%	\$ 135.28
165837	16	Handhold Assy 72 1/4"Lg	EA	\$ 192.00	24%	\$ 145.92
165840	16	Hdw Enclosure Panel	EA	\$ 28.00	24%	\$ 21.28
165894	16	Molded Grip #1	EA	\$ 21.00	24%	\$ 15.96
165895	16	Molded Grip #2	EA	\$ 21.00	24%	\$ 15.96
165896	16	Molded Grip #3	EA	\$ 21.00	24%	\$ 15.96
165897	16	Molded Grip #4	EA	\$ 21.00	24%	\$ 15.96
165931	16	Hdw Comp	EA	\$ 3.11	24%	\$ 2.36
165976	16	Hdw-Cargo Net Wall-Single	EA	\$ 79.00	24%	\$ 60.04
165982	16	Hdw-Dragon	EA	\$ 55.00	24%	\$ 41.80
166005	16	Hdw-Tunnel-Up	EA	\$ 137.00	24%	\$ 104.12
166014	16	Hdw-Transfer Point	EA	\$ 44.00	24%	\$ 33.44
166069	16	Hdw-Access Attachment	EA	\$ 12.60	24%	\$ 9.57
166082	16	Adaptive Swing	EA	\$ 346.00	24%	\$ 262.96
166126	16	Hdw-3'Transfer Platform	EA	\$ 55.00	24%	\$ 41.80
166176	16	Chin Bar 41 7/8"Lg	EA	\$ 96.00	24%	\$ 72.96
166180	16	Mounting Tab	EA	\$ 32.00	24%	\$ 24.32
166210	16	Attachment Rail 3 9/16"Wd	EA	\$ 141.00	24%	\$ 107.16
166263	16	Hdw-Tot Slide	EA	\$ 22.00	24%	\$ 16.72
166305	16	Hdw-Enclosure-Metal	EA	\$ 7.20	24%	\$ 5.47
166306	16	Chain Plug Insert	EA	\$ 9.40	24%	\$ 7.14
166352	16	Hdw-Stepped Platform	EA	\$ 218.00	24%	\$ 165.68
166365	16	90Deg Tube W/45*Rd Holes	EA	\$ 619.00	24%	\$ 470.44

U.S. COMMUNITIES PRICE LIST 1805 PLAY EQUIPMENT

Part No.	Part Group	Item Description	Unit	Commercial Price	USC Disc't	USC Net Price
166394	16	Hdw-Suspension Bridge	EA	\$ 177.00	24%	\$ 134.52
166402	16	Punched Step Platform	EA	\$ 1,305.00	24%	\$ 991.80
166494	16	Telescope Assy	EA	\$ 749.00	24%	\$ 569.24
166496	16	1"Od Nylon Bushing	EA	\$ 0.52	24%	\$ 0.39
166498	16	S.S.Shoulder Screw	EA	\$ 11.80	24%	\$ 8.96
166507	16	2'Strut Assy 50 13/16"Lg	EA	\$ 127.00	24%	\$ 96.52
166527	16	Attachment Grate 48"	EA	\$ 539.00	24%	\$ 409.64
166556	16	Attachment Plate 6 5/16"	EA	\$ 27.00	24%	\$ 20.52
166563	16	Crossbar Entry Assy	EA	\$ 288.00	24%	\$ 218.88
166572	16	Footbuck 30 1/16"Lg Black	EA	\$ 61.00	24%	\$ 46.36
166683	51	#H170 Clevis 2 1/8"Lg	EA	\$ 6.20	3%	\$ 6.01
166691	16	Formed Plate	EA	\$ 30.00	24%	\$ 22.80
166765	16	Volcano Top W/Lip	EA	\$ 1,061.00	24%	\$ 806.36
166771	16	Volcano Middle	EA	\$ 851.00	24%	\$ 646.76
166793	16	49"Crawl Tube W/Round Spy	EA	\$ 727.00	24%	\$ 552.52
166794	16	49" Tube Sec W/Round Spy	EA	\$ 727.00	24%	\$ 552.52
166795	16	24"Ct 30"Dia W/Round Spy	EA	\$ 511.00	24%	\$ 388.36
166798	16	24"Sec 30"Dia W/Round Spy	EA	\$ 511.00	24%	\$ 388.36
166799	16	30Deg Elbow W/Round Spy	EA	\$ 535.00	24%	\$ 406.60
166802	16	Hdw-Swivel Meister	EA	\$ 785.00	24%	\$ 596.60
166881	16	Hdw-Adaptive Swing	EA	\$ 70.00	24%	\$ 53.20
166891	16	#80 Chain 71"Lg-51 Links	EA	\$ 43.00	24%	\$ 32.68
166892	16	#80 Chain 63"Lg-46 Links	EA	\$ 39.00	24%	\$ 29.64
166894	16	Lava Handhold Assy	EA	\$ 170.00	24%	\$ 129.20
166911	16	Hdw-Volcano	EA	\$ 182.00	24%	\$ 138.32
166912	16	Hdw-Volcano	EA	\$ 246.00	24%	\$ 186.96
166921	16	#80 Chain 94"Lg- 68Lk	EA	\$ 56.00	24%	\$ 42.56
166922	16	#80 Chain 23 13/16"-17Lk	EA	\$ 17.00	24%	\$ 12.92
166924	16	Hdw-Adaptive Swing	EA	\$ 178.00	24%	\$ 135.28
166937	16	Hdw-Sky-Hi Spiral Slide	EA	\$ 145.00	24%	\$ 110.20
166987	16	Mounting Tab 8 9/16"Lg	EA	\$ 29.00	24%	\$ 22.04
166988	16	Telescope Assy	EA	\$ 845.00	24%	\$ 642.20
167013	16	Footbuck Assy 18 11/16"Bk	EA	\$ 61.00	24%	\$ 46.36
167017	16	15" Tire 26 1/2"Od	EA	\$ 630.00	24%	\$ 478.80
167049	16	Hdw-Rock Wall Climber	EA	\$ 47.00	24%	\$ 35.72
167111	16	Adaptive Swing Safety Blt	EA	\$ 257.00	24%	\$ 195.32
167124	16	Skywheel Bushing	EA	\$ 25.00	24%	\$ 19.00
167161	16	Hdw-Adap Swing Safety Blt	EA	\$ 18.00	24%	\$ 13.68
167191	16	1.029"Extension 25 1/4"Lg	EA	\$ 18.00	24%	\$ 13.68
167192	16	1"Lw Extension 31 1/4"Lg	EA	\$ 23.00	24%	\$ 17.48
167193	16	1 1/4" Ext 31 1/4"Lg	EA	\$ 26.00	24%	\$ 19.76
167194	16	1 1/2" Ext 25 1/4"Lg	EA	\$ 31.00	24%	\$ 23.56
167196	16	3 1/2"Exten 25 1/4"Lg	EA	\$ 144.00	24%	\$ 109.44
167197	16	4" Extension 31 1/4"Lg	EA	\$ 185.00	24%	\$ 140.60

U.S. COMMUNITIES PRICE LIST 1805 PLAY EQUIPMENT

Part No.	Part Group	Item Description	Unit	Commercial Price	USC Disc't	USC Net Price
167322	16	Hdw-Transfer Platform	EA	\$ 47.00	24%	\$ 35.72
167359	16	Hdw-Swing Seat	EA	\$ 36.00	24%	\$ 27.36
167374	46	Tool Kit(Torx Bit) Plus	EA	\$ 47.00	16%	\$ 39.48
167417	16	1.315"Extension Pkg	EA	\$ 9.20	24%	\$ 6.99
167418	16	1.660"Extension Pkg	EA	\$ 9.20	24%	\$ 6.99
167419	16	1.900"Extension Hdw	EA	\$ 7.60	24%	\$ 5.77
167420	16	2.375"Extension Pkg	EA	\$ 9.10	24%	\$ 6.91
167422	16	3.500"Extension Hdw	EA	\$ 7.70	24%	\$ 5.85
167423	16	5.000"Extension Pkg	EA	\$ 9.60	24%	\$ 7.29
167424	16	5"Upright Plate	EA	\$ 17.00	24%	\$ 12.92
167427	16	3"Upright Plate	EA	\$ 17.00	24%	\$ 12.92
167451	16	Safe-T-Grip Chn 94 15/16"	EA	\$ 279.00	24%	\$ 212.04
167523	16	Hdw-Stepped Platform	EA	\$ 47.00	24%	\$ 35.72
167524	16	Hdw-4"Transfer Platform	EA	\$ 68.00	24%	\$ 51.68
168136	16	Wild Slide Exit Section	EA	\$ 552.00	24%	\$ 419.52
168149	16	135Deg Spiral Section	EA	\$ 685.00	24%	\$ 520.60
168185	16	Poly Steering Wheel-Gray	EA	\$ 35.00	24%	\$ 26.60
168188	16	Mount Bkt Assy 4 1/2" Blk	EA	\$ 30.00	24%	\$ 22.80
168262	16	F5 Spiral Slide	EA	\$ 2,088.00	24%	\$ 1,586.88
168284	16	2-5 Age Appropriate Sticker	EA	\$ 3.40	24%	\$ 2.58
168285	16	5-12 Age Appropriate Sticker	EA	\$ 4.04	24%	\$ 3.07
168290	16	Wild Slide Entrance Sec	EA	\$ 1,166.00	24%	\$ 886.16
168449	16	1/4"X3/4"Alum Drive Rivet	EA	\$ 0.98	24%	\$ 0.74
168450	16	Dbl Slide Entrance-Left	EA	\$ 1,167.00	24%	\$ 886.92
168463	16	F5 Spiral Slide Hood	EA	\$ 793.00	24%	\$ 602.68
168470	16	Support Pipe 31 3/4"Lg	EA	\$ 48.00	24%	\$ 36.48
168521	16	Hdw-Spiral Section	EA	\$ 10.80	24%	\$ 8.20
168536	16	Hdw-Entrance Section	EA	\$ 13.40	24%	\$ 10.18
168537	16	Hdw-Dbl Entrance Section	EA	\$ 93.00	24%	\$ 70.68
168547	16	Dbl Slide Entrance-Right	EA	\$ 1,167.00	24%	\$ 886.92
168569	16	Hdw-F5 Spiral Slide	EA	\$ 68.00	24%	\$ 51.68
168570	16	Hdw-F5 Spiral Slide	EA	\$ 68.00	24%	\$ 51.68
168576	16	Truck Assy	EA	\$ 679.00	24%	\$ 516.04
168601	16	Ground Socket 38 5/8" Gry	EA	\$ 179.00	24%	\$ 136.04
168620	16	Step Rung 37 1/2"Lg	EA	\$ 166.00	24%	\$ 126.16
168622	16	3"Sw Toprail 144"Lg	EA	\$ 361.00	24%	\$ 274.36
168652	16	3' Support 64 13/16"Lg	EA	\$ 121.00	24%	\$ 91.96
168654	16	4' Support 76 13/16"Lg	EA	\$ 136.00	24%	\$ 103.36
168660	16	Rung Support 44 5/16"Lg	EA	\$ 182.00	24%	\$ 138.32
168732	16	Hdw-Entrance Section	EA	\$ 17.00	24%	\$ 12.92
168777	16	Hdw-F5 Spiral Slide	EA	\$ 69.00	24%	\$ 52.44
168860	16	Rung Support 53 1/2"Lg	EA	\$ 153.00	24%	\$ 116.28
169163	16	2/5-5/12 Age Appropriate	EA	\$ 4.04	24%	\$ 3.07
169164	16	Astm Warning Label	EA	\$ 3.18	24%	\$ 2.41

U.S. COMMUNITIES PRICE LIST 1805 PLAY EQUIPMENT

Part No.	Part Group	Item Description	Unit	Commercial Price	USC Disc't	USC Net Price
169182	16	Metal Hood Assy 43 15/16"	EA	\$ 263.00	24%	\$ 199.88
169211	16	Hdw-F5 Spiral Slide	EA	\$ 72.00	24%	\$ 54.72
169214	16	Guard Plate 6 1/8X 3 7/8"	EA	\$ 34.00	24%	\$ 25.84
169231	16	Thrust Bearing 2.063"Dia	EA	\$ 132.00	24%	\$ 100.32
169238	16	Flat Wall Top	EA	\$ 525.00	24%	\$ 399.00
169244	16	Half Round Top	EA	\$ 782.00	24%	\$ 594.32
169245	16	Half Round Bottom	EA	\$ 747.00	24%	\$ 567.72
169289	16	Window Housing-Yellow	EA	\$ 10.00	24%	\$ 7.60
169299	16	Flat Mirror	EA	\$ 79.00	24%	\$ 60.04
169308	16	Rubber Boot	EA	\$ 75.00	24%	\$ 57.00
169331	16	Cap-Yellow	EA	\$ 0.74	24%	\$ 0.56
169416	16	Single Gizmo Panel	EA	\$ 132.00	24%	\$ 100.32
169446	16	Collar 2"Dia 304 S.S.	EA	\$ 29.00	24%	\$ 22.04
169447	16	Skywheel Assy	EA	\$ 253.00	24%	\$ 192.28
169451	16	Spring Pin	EA	\$ 3.22	24%	\$ 2.44
169478	16	Upper Ring Assy 58 1/8"	EA	\$ 179.00	24%	\$ 136.04
169532	16	Formed Tab	EA	\$ 16.00	24%	\$ 12.16
169533	16	Wallcano Cap	EA	\$ 48.00	24%	\$ 36.48
169535	16	Strut 124 3/16"Lg	EA	\$ 291.00	24%	\$ 221.16
169560	16	Cosmix Climber-8'	EA	\$ 785.00	24%	\$ 596.60
169583	16	Skywheel Toprail 100 1/2"	EA	\$ 722.00	24%	\$ 548.72
169598	16	Coated Chain 70 3/4"-Gray	EA	\$ 193.00	24%	\$ 146.68
169605	16	Coated Chain 73 1/2"-Gray	EA	\$ 143.00	24%	\$ 108.68
169646	16	Bracket Assy 38 5/8"Lg	EA	\$ 194.00	24%	\$ 147.44
169651	16	Attach Rail 123 11/16"Lg	EA	\$ 241.00	24%	\$ 183.16
169690	16	Hdw-Gizmo Panel	EA	\$ 17.00	24%	\$ 12.92
169693	16	Click Wheel Assy	EA	\$ 75.00	24%	\$ 57.00
169694	16	Answer Wheel W/Graphics	EA	\$ 199.00	24%	\$ 151.24
169695	16	Maze Assy	EA	\$ 134.00	24%	\$ 101.84
169696	16	Echo Chamber Assy	EA	\$ 87.00	24%	\$ 66.12
169702	16	Formed Tab	EA	\$ 22.00	24%	\$ 16.72
169926	16	Formed Tab	EA	\$ 16.00	24%	\$ 12.16
176031	16	Footboard 19 3/16"Lg	EA	\$ 252.00	24%	\$ 191.52
176053	16	Handrail Assy 41 15/16"Lg	EA	\$ 418.00	24%	\$ 317.68
176057	16	Handrail Assy 34 5/8"Lg	EA	\$ 370.00	24%	\$ 281.20
176074	16	Handrail Assy 35 11/16"Lg	EA	\$ 422.00	24%	\$ 320.72
176078	16	Handrail Assy 34 5/8"Lg	EA	\$ 386.00	24%	\$ 293.36
176082	16	Handrail Assy 40 15/16"Lg	EA	\$ 418.00	24%	\$ 317.68
176103	16	Platform Assy 41 3/4"Lg	EA	\$ 475.00	24%	\$ 361.00
176107	16	Coated Platform 41 3/4"	EA	\$ 714.00	24%	\$ 542.64
176116	16	"C" Spring (Black)	EA	\$ 281.00	24%	\$ 213.56
176124	16	Hdw-"C"Spring Loose Fill	EA	\$ 3.63	24%	\$ 2.75
176139	16	Bearing	EA	\$ 266.00	24%	\$ 202.16
176141	16	Giant Wave Climber	EA	\$ 1,047.00	24%	\$ 795.72

U.S. COMMUNITIES PRICE LIST 1805 PLAY EQUIPMENT

Part No.	Part Group	Item Description	Unit	Commercial Price	USC Disc't	USC Net Price
176154	16	6'Zip Wave Slide	EA	\$ 1,410.00	24%	\$ 1,071.60
176155	16	Cosmix Link	EA	\$ 815.00	24%	\$ 619.40
176156	16	Zip Powerscape Hood 39.5"	EA	\$ 508.00	24%	\$ 386.08
176157	16	Zip Primetime Hood 28 5/8	EA	\$ 459.00	24%	\$ 348.84
176166	16	Double Powerscape Hood	EA	\$ 501.00	24%	\$ 380.76
176170	16	Rung Encl Panel 41 3/4"Wd	EA	\$ 365.00	24%	\$ 277.40
176171	16	Rung Encl Panel 31 1/8"Wd	EA	\$ 306.00	24%	\$ 232.56
176177	16	Double Primetime Hood	EA	\$ 487.00	24%	\$ 370.12
176186	16	4'-0" Zip Slide	EA	\$ 1,012.00	24%	\$ 769.12
176187	16	5'-0" Zip Slide	EA	\$ 1,211.00	24%	\$ 920.36
176188	16	4'Double Zip Slide	EA	\$ 1,455.00	24%	\$ 1,105.80
176189	16	5'Double Zip Slide	EA	\$ 1,755.00	24%	\$ 1,333.80
176252	16	Regrind Playcurb-Blk 12"	EA	\$ 69.00	24%	\$ 52.44
176264	16	Panel Cap-Black	EA	\$ 25.00	24%	\$ 19.00
176318	51	#80 Chain 44 1/8"(32Link)	EA	\$ 13.80	3%	\$ 13.38
176364	16	Mini Pod	EA	\$ 101.00	24%	\$ 76.76
176373	16	Chinning Bar 44 9/16"Lg	EA	\$ 105.00	24%	\$ 79.80
176384	16	Footbuck Assy 34 3/8"Lg	EA	\$ 113.00	24%	\$ 85.88
176385	16	Footbuck Assy 32 1/8"Lg	EA	\$ 111.00	24%	\$ 84.36
176387	16	Hdw-Zip Slide	EA	\$ 21.00	24%	\$ 15.96
176399	16	3'-0" Zip Slide	EA	\$ 755.00	24%	\$ 573.80
176400	16	3'-0" Curved Zip Slide	EA	\$ 1,000.00	24%	\$ 760.00
176401	16	3'-0" Rumble & Roll Slide	EA	\$ 1,130.00	24%	\$ 858.80
176405	16	Hdw-Double Zip Slide	EA	\$ 31.00	24%	\$ 23.56
176406	16	Hdw-Dbl Wave Zip Slide	EA	\$ 51.00	24%	\$ 38.76
176407	16	Hdw-Double Zip Slide	EA	\$ 29.00	24%	\$ 22.04
176409	16	Mounting Bkt Assy-Black	EA	\$ 34.00	24%	\$ 25.84
176414	16	Steering Wheel Assy	EA	\$ 182.00	24%	\$ 138.32
176415	16	Hdw-Rung Encl	EA	\$ 70.00	24%	\$ 53.20
176416	16	Hdw-Rung Encl W/Wheel	EA	\$ 42.00	24%	\$ 31.92
176441	16	Rubber Plug-Black	EA	\$ 11.40	24%	\$ 8.66
176444	16	Hdw-Mini Pod	EA	\$ 20.00	24%	\$ 15.20
176453	16	Connection Sleeve	EA	\$ 47.00	24%	\$ 35.72
176511	16	Mini Pod Hanger 79 7/16"	EA	\$ 179.00	24%	\$ 136.04
176516	16	Hdw-Buck-A-Bout	EA	\$ 97.00	24%	\$ 73.72
176572	16	Hdw-Slide	EA	\$ 35.00	24%	\$ 26.60
176573	16	Hdw-Slide	EA	\$ 34.00	24%	\$ 25.84
176575	16	Hdw-Slide	EA	\$ 52.00	24%	\$ 39.52
176659	16	Support Assy 44 5/8"Lg	EA	\$ 141.00	24%	\$ 107.16
176689	16	8'Single Zip Slide	EA	\$ 2,053.00	24%	\$ 1,560.28
176960	16	4-Way Crawl Tube	EA	\$ 1,203.00	24%	\$ 914.28
177006	16	Hdw-Swivel Meister	EA	\$ 490.00	24%	\$ 372.40
177009	16	Hdw-Handhold/Kickplate	EA	\$ 27.00	24%	\$ 20.52
177029	16	Crawl Tube Panel	EA	\$ 252.00	24%	\$ 191.52

U.S. COMMUNITIES PRICE LIST 1805 PLAY EQUIPMENT

Part No.	Part Group	Item Description	Unit	Commercial Price	USC Disc't	USC Net Price
177159	16	Support Pipe Assy 91 7/16	EA	\$ 209.00	24%	\$ 158.84
177171	16	Hdw-Zip Slide	EA	\$ 49.00	24%	\$ 37.24
177207	16	Handhold Assy 32 1/2"Lg	EA	\$ 103.00	24%	\$ 78.28
177218	16	Loose Fill Mount 30 1/4Bk	EA	\$ 170.00	24%	\$ 129.20
177221	16	Swivel Meister Casting	EA	\$ 24.00	24%	\$ 18.24
177276	16	Single Roof	EA	\$ 430.00	24%	\$ 326.80
177429	16	Add-A-Roof Arch Alum P/T	EA	\$ 532.00	24%	\$ 404.32
177574	16	Train Whistle Assy	EA	\$ 533.00	24%	\$ 405.08
177632	16	Single Megarock W/O Hole	EA	\$ 3,198.00	24%	\$ 2,430.48
177720	16	Shovel Casting Drill	EA	\$ 108.00	24%	\$ 82.08
177721	16	Pendulum Assy	EA	\$ 22.00	24%	\$ 16.72
177723	16	#80 Chain 32 3/8"-23Links	EA	\$ 23.00	24%	\$ 17.48
177724	16	Smashed Pipe 20 9/16"Lg	EA	\$ 10.80	24%	\$ 8.20
177823	16	S.S.Chain Net 68"Lg	EA	\$ 849.00	24%	\$ 645.24
177852	16	S.S.Chain Net 82 7/16"Lg	EA	\$ 809.00	24%	\$ 614.84
177923	16	Small Udu	EA	\$ 204.00	24%	\$ 155.04
177924	16	Large Udu	EA	\$ 218.00	24%	\$ 165.68
177925	16	Ashiko	EA	\$ 328.00	24%	\$ 249.28
177926	16	Djembe	EA	\$ 307.00	24%	\$ 233.32
177948	16	Long Grill 40 3/8"Lg	EA	\$ 139.00	24%	\$ 105.64
177952	16	Short Grill 17 5/16"Lg	EA	\$ 94.00	24%	\$ 71.44
177954	16	Bongos	EA	\$ 170.00	24%	\$ 129.20
177989	16	#50 S.S.Chain 25 5/8"Lg	EA	\$ 32.00	24%	\$ 24.32
177990	16	#50 S.S.Chain 87"Lg	EA	\$ 98.00	24%	\$ 74.48
177991	16	#50 S.S.Chain 63"Lg	EA	\$ 73.00	24%	\$ 55.48
177993	16	#50 S.S.Chain 65"Lg	EA	\$ 75.00	24%	\$ 57.00
177994	16	#50 S.S.Chain 46 3/8"Lg	EA	\$ 54.00	24%	\$ 41.04
177997	16	#50 S.S.Chain 71"Lg	EA	\$ 81.00	24%	\$ 61.56
177998	16	#50 S.S.Chain 68"Lg	EA	\$ 78.00	24%	\$ 59.28
177999	16	#50 S.S.Chain 94"Lg	EA	\$ 105.00	24%	\$ 79.80
178037	16	Calabazo	EA	\$ 247.00	24%	\$ 187.72
178042	16	Scraper-Beige	EA	\$ 17.00	24%	\$ 12.92
178044	16	Punched Pipe 41 3/4"Lg	EA	\$ 81.00	24%	\$ 61.56
178050	16	Support Bar 41 3/16"Lg	EA	\$ 90.00	24%	\$ 68.40
178052	16	Scraper Bar 5 1/16"Lg	EA	\$ 30.00	24%	\$ 22.80
178075	16	Long Grill W/Tabs 40 3/8"	EA	\$ 156.00	24%	\$ 118.56
178078	16	Short Grill 21 1/2"Lg	EA	\$ 111.00	24%	\$ 84.36
178084	16	Megahorn	EA	\$ 190.00	24%	\$ 144.40
178129	16	Gt Jams Playbook Qty-1	EA	\$ 26.00	24%	\$ 19.76
178187	16	Triton Pod	EA	\$ 541.00	24%	\$ 411.16
178222	35	Heliocentrix Top Net	EA	\$ 2,044.00	16%	\$ 1,716.96
178223	35	Heliocentrix Btm Net	EA	\$ 6,301.00	16%	\$ 5,292.84
178242	35	Heliocentrix Btm Net	EA	\$ 6,381.00	16%	\$ 5,360.04
178317	16	Ball Cup	EA	\$ 203.00	24%	\$ 154.28

U.S. COMMUNITIES PRICE LIST 1805 PLAY EQUIPMENT

Part No.	Part Group	Item Description	Unit	Commercial Price	USC Disc't	USC Net Price
178343	16	Seat Latch	EA	\$ 78.00	24%	\$ 59.28
178393	16	C'Sink Plate 5 1/2"Lg	EA	\$ 33.00	24%	\$ 25.08
178422	16	Mid Casting	EA	\$ 169.00	24%	\$ 128.44
178463	16	Hdw-Cargo Net Wall	EA	\$ 34.00	24%	\$ 25.84
178464	16	Hdw-Cargo Net Wall	EA	\$ 60.00	24%	\$ 45.60
178465	16	Hdw-Cargo Net Wall	EA	\$ 35.00	24%	\$ 26.60
178478	16	1"Dia Thrust Bearing	EA	\$ 8.40	24%	\$ 6.38
178490	16	Triton Topper	EA	\$ 256.00	24%	\$ 194.56
178509	16	Spacer Bar 93 5/8"Cut	EA	\$ 68.00	24%	\$ 51.68
178531	16	Pendulum Assy	EA	\$ 25.00	24%	\$ 19.00
178612	16	Extra Hardware Ps+	EA	\$ 50.00	24%	\$ 38.00
178613	16	Extra Hardware Pt/Xscape	EA	\$ 47.00	24%	\$ 35.72
178616	16	Formed Frame 49 3/4"Lg	EA	\$ 171.00	24%	\$ 129.96
178634	16	Hdw-Beat Club	EA	\$ 23.00	24%	\$ 17.48
178636	16	Rubber Shroud	EA	\$ 41.00	24%	\$ 31.16
178658	16	X-Pod Step	EA	\$ 232.00	24%	\$ 176.32
178661	16	Rubber Step	EA	\$ 167.00	24%	\$ 126.92
178669	16	Spring #Lc112P 03 S	EA	\$ 18.00	24%	\$ 13.68
178671	16	3/8"S.S.Rod 1 11/16"Lg	EA	\$ 3.57	24%	\$ 2.71
178675	16	Wall Topper	EA	\$ 269.00	24%	\$ 204.44
178749	85	Owner's Kit	EA	\$ 53.00	0%	\$ 53.00
178755	16	Hdw-Triangular Shroud	EA	\$ 52.00	24%	\$ 39.52
178767	46	3/8"S.S.Rod 2 1/8"Lg	EA	\$ 5.50	16%	\$ 4.62
178803	16	Zero G Chair	EA	\$ 640.00	24%	\$ 486.40
178807	16	#80 Chain 122 3/4"/88 Lk	EA	\$ 73.00	24%	\$ 55.48
178848	16	Owner'S Kit - Ps Plus	EA	\$ 70.00	24%	\$ 53.20
178849	16	Owner'S Kit - Xscape	EA	\$ 78.00	24%	\$ 59.28
178852	16	Owners Extra Hdw Ps Plus	EA	\$ 48.00	24%	\$ 36.48
178853	16	Owners Extra Hdw Primetim	EA	\$ 40.00	24%	\$ 30.40
178862	16	Zero G Chair	EA	\$ 632.00	24%	\$ 480.32
178864	16	Enclosure Assy 4 1/16"Wd	EA	\$ 86.00	24%	\$ 65.36
178866	16	#80 Chain 100 5/8"/72 Lk	EA	\$ 60.00	24%	\$ 45.60
178873	16	Handrail Assy 89 1/2"Lg	EA	\$ 248.00	24%	\$ 188.48
178909	16	Entry Archway 41 3/4"Wide	EA	\$ 489.00	24%	\$ 371.64
178931	16	Hdw-Transfer Platform	EA	\$ 51.00	24%	\$ 38.76
178936	16	Entry Archway 32 7/8"Wide	EA	\$ 410.00	24%	\$ 311.60
179013	32	Thunder Ring Assy	EA	\$ 263.00	3%	\$ 255.11
179015	16	Thunder Ring Assy	EA	\$ 211.00	24%	\$ 160.36
179020	16	Handrail Assy 27"	EA	\$ 385.00	24%	\$ 292.60
179025	16	Handrail Assy 41 1/4"	EA	\$ 529.00	24%	\$ 402.04
179087	16	Hdw-Tree Climber	EA	\$ 22.00	24%	\$ 16.72
179097	16	Hdw-Climber	EA	\$ 28.00	24%	\$ 21.28
179182	16	Hdw-Sign	EA	\$ 17.00	24%	\$ 12.92
179233	16	Hdw-Flip Slide	EA	\$ 66.00	24%	\$ 50.16

U.S. COMMUNITIES PRICE LIST 1805 PLAY EQUIPMENT

Part No.	Part Group	Item Description	Unit	Commercial Price	USC Disc't	USC Net Price
179244	16	Horiz Arm Assy 21 7/16"	EA	\$ 75.00	24%	\$ 57.00
179247	16	Left Arm Assy	EA	\$ 209.00	24%	\$ 158.84
179250	16	Hdw-Digger	EA	\$ 80.00	24%	\$ 60.80
179251	16	Hdw-Digger	EA	\$ 78.00	24%	\$ 59.28
179266	16	7/8"Dia Neoprene Washer	EA	\$ 0.71	24%	\$ 0.53
179390	16	1 1/2"Dia Spacer-Black	EA	\$ 14.80	24%	\$ 11.24
179398	16	Rockstep	EA	\$ 176.00	24%	\$ 133.76
179417	16	Footbuck Assy 34 1/2"-Blk	EA	\$ 117.00	24%	\$ 88.92
179493	16	Footbuck Assy 42"Lg	EA	\$ 102.00	24%	\$ 77.52
179497	16	Bolt Guard	EA	\$ 2.12	24%	\$ 1.61
179577	16	Plate 10"Lg	EA	\$ 17.00	24%	\$ 12.92
179581	16	Rubber Spring Assy	EA	\$ 787.00	24%	\$ 598.12
179702	16	Ramp Threshold 41 7/16"Lg	EA	\$ 130.00	24%	\$ 98.80
179776	16	Upright Assy 142 7/8"Lg	EA	\$ 374.00	24%	\$ 284.24
179780	16	1.029"Pipe 66 3/4"Lg	EA	\$ 29.00	24%	\$ 22.04
179787	16	Shade End Casting 2 7/8"D	EA	\$ 57.00	24%	\$ 43.32
179799	16	Chain Plug Insert	EA	\$ 5.50	24%	\$ 4.18
179814	16	Umbrella Brace 39"Lg	EA	\$ 200.00	24%	\$ 152.00
179818	16	Umbrella Arm 91 7/16"Lg	EA	\$ 334.00	24%	\$ 253.84
179887	16	Rock Step Cable 70 5/8"Lg	EA	\$ 344.00	24%	\$ 261.44
179909	16	Attachment Rail 42 3/8"Lg	EA	\$ 144.00	24%	\$ 109.44
179945	16	Discovery Table Seat	EA	\$ 128.00	24%	\$ 97.28
179948	16	Hardware Pkg Umbrella	EA	\$ 272.00	24%	\$ 206.72
200033	16	Footbuck 30 3/4"Lg-Black	EA	\$ 91.00	24%	\$ 69.16
200068	16	Hdw-Merry Musical	EA	\$ 248.00	24%	\$ 188.48
200132	16	Handrail Assy 27 1/2"Lg	EA	\$ 357.00	24%	\$ 271.32
200159	16	Attachment Rail 40 1/2"Lg	EA	\$ 130.00	24%	\$ 98.80
200195	16	Pendulum	EA	\$ 122.00	24%	\$ 92.72
200203	16	P/T Schooner Panel	EA	\$ 405.00	24%	\$ 307.80
200205	16	L-Bracket 2 1/2"Lg	EA	\$ 20.00	24%	\$ 15.20
200208	16	Xscape Pod Hanger 73 3/4"	EA	\$ 166.00	24%	\$ 126.16
200225	16	Hdw-Hanging Pod Link	EA	\$ 517.00	24%	\$ 392.92
200307	16	Climber Assy 72"Lg	EA	\$ 314.00	24%	\$ 238.64
200569	16	5" Alum End Cap	EA	\$ 31.00	24%	\$ 23.56
200614	16	Minipod Supt Assy 11 1/4"	EA	\$ 117.00	24%	\$ 88.92
200715	16	1/4"S.S.Anchor Shackle	EA	\$ 26.00	24%	\$ 19.76
200780	16	Triton Pod	EA	\$ 518.00	24%	\$ 393.68
200829	16	Hybrid Tool Kit Ps +	EA	\$ 86.00	24%	\$ 65.36
200830	16	Hybrid Tool Kit Pt	EA	\$ 81.00	24%	\$ 61.56
200911	16	Swaged Ext 35 1/16"Cut	EA	\$ 91.00	24%	\$ 69.16
201006	16	Rolled Pipe 74 1/2"Lg	EA	\$ 217.00	24%	\$ 164.92
201129	16	Bar W/Insert 8 1/2"Lg	EA	\$ 51.00	24%	\$ 38.76
201149	16	Clevis	EA	\$ 31.00	24%	\$ 23.56
201413	16	Leaf Spinner	EA	\$ 179.00	24%	\$ 136.04

U.S. COMMUNITIES PRICE LIST 1805 PLAY EQUIPMENT

Part No.	Part Group	Item Description	Unit	Commercial Price	USC Disc't	USC Net Price
201426	16	Attachment Pipe 20 9/16"	EA	\$ 11.60	24%	\$ 8.81
201459	16	Chinning Bar Assy 57 1/4"	EA	\$ 80.00	24%	\$ 60.80
201535	47	Upright Topper	EA	\$ 271.00	9%	\$ 246.61
201681	16	Hdw-Leaf Step	EA	\$ 36.00	24%	\$ 27.36
201685	16	Handhold Assy 39 1/8"Lg	EA	\$ 127.00	24%	\$ 96.52
201695	16	Leaf Bracket 11"Lg	EA	\$ 134.00	24%	\$ 101.84
201801	16	Wavy Support 102 3/8"Lg	EA	\$ 251.00	24%	\$ 190.76
201803	16	Swaged Pipe 43 11/16"Lg	EA	\$ 107.00	24%	\$ 81.32
201961	16	End Support 28 7/16-Beige	EA	\$ 85.00	24%	\$ 64.60
202137	16	Coated Platform 53 1/16"	EA	\$ 1,000.00	24%	\$ 760.00
202175	16	Barrier Rail 53 1/4"Lg	EA	\$ 542.00	24%	\$ 411.92
202179	16	Barrier Rail 47 1/16"Lg	EA	\$ 533.00	24%	\$ 405.08
202185	16	4-Way Crawl Tube-Brown	EA	\$ 1,203.00	24%	\$ 914.28
202187	16	Funnel Assy 44 1/16"-Brn	EA	\$ 184.00	24%	\$ 139.84
202319	16	Handhold Reverse 39"Lg	EA	\$ 143.00	24%	\$ 108.68
202323	16	Toprail 144 3/8"Lg-Brown	EA	\$ 652.00	24%	\$ 495.52
202623	16	D-Ring Assy 43 7/16"Lg	EA	\$ 150.00	24%	\$ 114.00
202632	16	Handle-Cardio Walker	EA	\$ 126.00	24%	\$ 95.76
202633	16	Crawl Tube Panel	EA	\$ 322.00	24%	\$ 244.72
202648	16	Ridge Climber	EA	\$ 449.00	24%	\$ 341.24
202699	16	Insect Base Assy-Black	EA	\$ 635.00	24%	\$ 482.60
202707	16	Footbuck Assy 28"Lg-Black	EA	\$ 74.00	24%	\$ 56.24
202990	16	Bracker Support 33 7/16"	EA	\$ 111.00	24%	\$ 84.36
203010	16	Mounting Bracket 21 1/2"	EA	\$ 84.00	24%	\$ 63.84
203182	16	Zoo Bar Assy	EA	\$ 349.00	24%	\$ 265.24
203316	16	Merry-Go-All Seat Section	EA	\$ 618.00	24%	\$ 469.68
203361	16	Ring Handle Assy 23 5/16"	EA	\$ 502.00	24%	\$ 381.52
203440	16	Hdw-Whirl'N Spin	EA	\$ 203.00	24%	\$ 154.28
203568	16	Alum Pin 1 5/8"Lg	EA	\$ 1.50	24%	\$ 1.14
203627	16	River Rock Climber	EA	\$ 1,221.00	24%	\$ 927.96
203801	16	Swirl Cap	EA	\$ 27.00	24%	\$ 20.52
203858	16	Single Zip Slide Hood	EA	\$ 482.00	24%	\$ 366.32
203861	16	Panel Attach True Lock-Mt	EA	\$ 25.00	24%	\$ 19.00
203863	16	Long Grill 39 5/16"Lg	EA	\$ 135.00	24%	\$ 102.60
203866	16	Short Grill 17 5/16"Lg	EA	\$ 102.00	24%	\$ 77.52
203871	16	Hdw-Ashiko & Djembe	EA	\$ 16.00	24%	\$ 12.16
203873	16	Mounting Bar 44"Lg	EA	\$ 92.00	24%	\$ 69.92
203879	16	Hdw-Ganza	EA	\$ 179.00	24%	\$ 136.04
204373	16	Hdw-Panel	EA	\$ 10.40	24%	\$ 7.90
204400	16	Enclosure Assy 44"Lg	EA	\$ 208.00	24%	\$ 158.08
204517	35	Hdw-Roof Extension	EA	\$ 3.14	16%	\$ 2.63
204595	16	Hdw-Ganza	EA	\$ 171.00	24%	\$ 129.96
204603	16	Enclosure Assy 42 3/8"Lg	EA	\$ 170.00	24%	\$ 129.20
204607	16	Ganza W/1 3/8"Hole	EA	\$ 166.00	24%	\$ 126.16

U.S. COMMUNITIES PRICE LIST 1805 PLAY EQUIPMENT

Part No.	Part Group	Item Description	Unit	Commercial Price	USC Disc't	USC Net Price
204611	16	Notched Pipe 44"Lg	EA	\$ 99.00	24%	\$ 75.24
204747	16	Base Assy W/Hyd Brake	EA	\$ 3,783.00	24%	\$ 2,875.08
204754	16	Platform Assy	EA	\$ 2,089.00	24%	\$ 1,587.64
204758	16	Short Crossbar 6 3/16"Lg	EA	\$ 39.00	24%	\$ 29.64
204761	16	Long Crossbar 40 1/8"Lg	EA	\$ 96.00	24%	\$ 72.96
204815	16	Hdw-River Rock Climber	EA	\$ 13.80	24%	\$ 10.48
204879	16	Footbuck Assy 40 1/16"Lg	EA	\$ 119.00	24%	\$ 90.44
204946	16	Post Cap-2 3/8"Dia	EA	\$ 42.00	24%	\$ 31.92
205169	16	Post Assy 39 1/2"Lg	EA	\$ 175.00	24%	\$ 133.00
205172	16	Post Assy 51 1/2"Lg	EA	\$ 207.00	24%	\$ 157.32
205185	16	Treadsafe Step Panel	EA	\$ 100.00	24%	\$ 76.00
205280	16	Use 209548 Swivel T W/Hdw	EA	\$ 80.00	24%	\$ 60.80
205282	47	Tool Kit(Torx Bit)Ps 2012	EA	\$ 51.00	9%	\$ 46.41
205283	16	Hybrid Tool Kit Ps 2012	EA	\$ 82.00	24%	\$ 62.32
205317	16	Ramp Trim Large	EA	\$ 157.00	24%	\$ 119.32
205318	16	Ramp Trim Small	EA	\$ 136.00	24%	\$ 103.36
205943	16	Chin Bar 44 13/16"Lg	EA	\$ 109.00	24%	\$ 82.84
205979	16	48Mm Replacement Bumper	EA	\$ 5.70	24%	\$ 4.33
205996	16	Hdw-Beat Club	EA	\$ 33.00	24%	\$ 25.08
206069	16	Hdw-Drum Circle	EA	\$ 432.00	24%	\$ 328.32
206216	16	Spring Assy-Black	EA	\$ 1,420.00	24%	\$ 1,079.20
206228	16	Fish Body Assy 101 7/8"	EA	\$ 1,111.00	24%	\$ 844.36
206241	16	Fish Tail Assy 73 1/2"Lg	EA	\$ 653.00	24%	\$ 496.28
206248	16	Fish Head Assy 84 11/16"	EA	\$ 766.00	24%	\$ 582.16
206260	16	Support Pipe 40 7/8"Lg	EA	\$ 104.00	24%	\$ 79.04
206261	16	Hdw-Clown Fish	EA	\$ 251.00	24%	\$ 190.76
206668	16	Rowing Machine Seat Repla	EA	\$ 73.00	24%	\$ 55.48
206699	16	3 1/2"Base Cover	EA	\$ 66.00	24%	\$ 50.16
207645	16	Receptacle Slat 29 3/4"Lg	EA	\$ 59.00	24%	\$ 44.84
207646	16	Bench Slat 71 1/4"Lg	EA	\$ 121.00	24%	\$ 91.96
207653	16	Chest Press Old Seat Repl	EA	\$ 72.00	24%	\$ 54.72
207692	16	Center Bench Brace	EA	\$ 40.00	24%	\$ 30.40
207693	16	Hardware Timbers Bench	EA	\$ 25.00	24%	\$ 19.00
207778	16	Seat C/O	EA	\$ 208.00	24%	\$ 158.08
207830	16	Handgrip 1 1/2"Dua Qitele	EA	\$ 6.80	24%	\$ 5.16
208490	16	Hex Topper	EA	\$ 80.00	24%	\$ 60.80
208758	16	Top Rail Assy 145 3/4" Lg	EA	\$ 605.00	24%	\$ 459.80
208806	16	3.5"(11Ga)Toprail 126"Lg	EA	\$ 314.00	24%	\$ 238.64
208960	16	Vine Pod Casting-Metallic	EA	\$ 85.00	24%	\$ 64.60
209075	35	Captain'S Chair Pad	EA	\$ 204.00	16%	\$ 171.36
209129	16	Socket Assy 6"Lg	EA	\$ 37.00	24%	\$ 28.12
209131	16	Formed Tab 6"Lg	EA	\$ 23.00	24%	\$ 17.48
209237	16	Swing Casting	EA	\$ 26.00	24%	\$ 19.76
209426	20	36" Sq Wear Matt 3/4" Thick	EA	\$ 141.00	18%	\$ 115.62

U.S. COMMUNITIES PRICE LIST 1805 PLAY EQUIPMENT

Part No.	Part Group	Item Description	Unit	Commercial Price	USC Disct	USC Net Price
209853	16	#50 Ststl Chain 21 1/16"	EA	\$ 27.00	24%	\$ 20.52
210978	16	Formed Tab	EA	\$ 40.00	24%	\$ 30.40
211721	16	Expression Sw Caution lii	EA	\$ 7.90	24%	\$ 6.00
212521	16	Hdw-1461 -2 3/8"Hanger Pk	EA	\$ 9.40	24%	\$ 7.14
212522	16	Hdw-1463 -5"Hanger Pkg	EA	\$ 9.40	24%	\$ 7.14
212996	16	3.5" Alum Cap(Alum Uprt)	EA	\$ 26.00	24%	\$ 19.76
300196	48	Tire Seat	EA	\$ 93.00	6%	\$ 87.42
304003	16	Exit Section 30" Dia	EA	\$ 877.00	24%	\$ 666.52
307354	16	Clear Bubble 33 7/8" Dia	EA	\$ 408.00	24%	\$ 310.08
800000	16	1/2 Anchor Bolt	EA	\$ 5.70	24%	\$ 4.33
800001	16	3/4 Anchor Bolt	EA	\$ 14.10	24%	\$ 10.71
800074	16	1/2"X2-3/4"Wedge Anchor	EA	\$ 7.60	24%	\$ 5.77
800206	16	5/16 X 1 3/4 Carriage Blt	EA	\$ 0.29	24%	\$ 0.22
800209	16	5/16"X1.5"Carr Bolt Ststl	EA	\$ 1.80	24%	\$ 1.36
800252	16	3/8 X 3/4 Car Bolt G-5	EA	\$ 0.44	24%	\$ 0.33
800253	16	3/8 X 1 Carr Bolt	EA	\$ 0.49	24%	\$ 0.37
800255	16	3/8 X 1-1/2 Carr Bolt	EA	\$ 0.52	24%	\$ 0.39
800256	16	3/8"X2"Car Bolt Gd 5 F/T	EA	\$ 0.70	24%	\$ 0.53
800257	16	3/8"X2" Carriage Bolt	EA	\$ 0.48	24%	\$ 0.36
800258	16	3/8 X 2-1/4 Carr Bolt	EA	\$ 0.49	24%	\$ 0.37
800260	16	3/8"X 2 3/4"Carr Bolt F/T	EA	\$ 0.57	24%	\$ 0.43
800261	16	3/8X3 Carr Bolt	EA	\$ 0.57	24%	\$ 0.43
800262	16	3/8 X 3 1/4 Carriage Bolt	EA	\$ 0.53	24%	\$ 0.40
800269	16	3/8" X 5" Carriage Bolt	EA	\$ 1.47	24%	\$ 1.11
800270	16	3/8"X 4"Carriage Bolt	EA	\$ 2.53	24%	\$ 1.92
800290	16	3/8"X 1 3/4"Carr Bolt	EA	\$ 0.62	24%	\$ 0.47
800307	16	7/16 X 2 Carr Bolt	EA	\$ 0.60	24%	\$ 0.45
800308	16	7/16 X 2-1/4 Carr Bolt	EA	\$ 1.28	24%	\$ 0.97
800309	16	7/16 X 2-1/2 Carr Bolt	EA	\$ 0.75	24%	\$ 0.57
800371	16	1/2"X5-1/2" Carriage Bolt	EA	\$ 1.61	24%	\$ 1.22
800374	16	1/2" X 6"Carriage Bolt	EA	\$ 2.20	24%	\$ 1.67
800376	16	1/2"X6-1/2" Carriage Bolt	EA	\$ 2.66	24%	\$ 2.02
800591	16	3/8"X4 1/8"Closed Eye Blt	EA	\$ 4.69	24%	\$ 3.56
800614	16	1/2"X2 1/2"Close Eye Bolt	EA	\$ 20.00	24%	\$ 15.20
800907	16	5/16 X 2 Hex Hd Bolt	EA	\$ 1.61	24%	\$ 1.22
800908	16	5/16 X 2 1/4"Hh Full Thd	EA	\$ 0.33	24%	\$ 0.25
800909	16	5/16 X 2-1/2 Hex Hd Bolt	EA	\$ 0.37	24%	\$ 0.28
800917	16	5/16"X 5"Hh W/7/8" Thd	EA	\$ 1.13	24%	\$ 0.85
800918	16	5/16"X 6"Hex Hd Bolt Sstl	EA	\$ 3.47	24%	\$ 2.63
801002	16	3/8" X 3/4" Hex Head Bolt	EA	\$ 0.94	24%	\$ 0.71
801003	16	3/8 X 1 Hex Hd Bolt	EA	\$ 0.94	24%	\$ 0.71
801004	16	3/8 X 1-1/4 Hex Hd Bolt	EA	\$ 0.40	24%	\$ 0.30
801005	16	3/8 X 1-1/2 Hex Hd Bolt	EA	\$ 0.55	24%	\$ 0.41
801006	16	3/8 X 1-3/4 Hex Hd Bolt	EA	\$ 0.59	24%	\$ 0.44

U.S. COMMUNITIES PRICE LIST 1805 PLAY EQUIPMENT

Part No.	Part Group	Item Description	Unit	Commercial Price	USC Disc't	USC Net Price
801007	16	3/8 X 2 Hex Hd Bolt	EA	\$ 0.41	24%	\$ 0.31
801009	16	3/8 X 2-1/2 Hex Hd Bolt	EA	\$ 0.52	24%	\$ 0.39
801010	16	3/8 X 2-3/4 Hex Hd Bolt	EA	\$ 0.62	24%	\$ 0.47
801011	16	3/8 X 3 Hh Bolt	EA	\$ 0.67	24%	\$ 0.50
801012	16	3/8 X 3-1/4 Hex Hd Bolt	EA	\$ 0.70	24%	\$ 0.53
801013	16	3/8 X 3-1/2 Hex Hd Bolt	EA	\$ 0.52	24%	\$ 0.39
801014	16	3/8 X 3-3/4 Hex Hd Bolt	EA	\$ 0.75	24%	\$ 0.57
801015	16	3/8"X4" Hex Hd Bolt	EA	\$ 1.28	24%	\$ 0.97
801018	16	3/8 X 4-3/4 Hex Hd Bolt	EA	\$ 2.20	24%	\$ 1.67
801019	16	3/8" X 5" H.H. Bolt	EA	\$ 1.06	24%	\$ 0.80
801020	16	3/8" X 5 1/2" H.H. Bolt	EA	\$ 1.24	24%	\$ 0.94
801021	16	3/8"X 6" Hh Bolt Full Thd	EA	\$ 1.06	24%	\$ 0.80
801025	16	3/8"X2"Hex Head Grade 5	EA	\$ 0.45	24%	\$ 0.34
801026	16	3/8"X 5"Hex Head Bolt Sst	EA	\$ 4.69	24%	\$ 3.56
801027	16	3/8 X 7 Hh Bolt	EA	\$ 3.22	24%	\$ 2.44
801036	16	3/8 X 1-3/4"Hh St Stl	EA	\$ 1.74	24%	\$ 1.32
801048	16	3/8X 1"Gd 5 Shuttle Bolt	EA	\$ 0.33	24%	\$ 0.25
801111	16	7/16" X 3"Hex Head Bolt	EA	\$ 1.28	24%	\$ 0.97
801136	16	7/16X 1-3/4 Hh Bolt	EA	\$ 0.49	24%	\$ 0.37
801200	16	1/2"X2 1/2"Hh W/1"Thread	EA	\$ 1.61	24%	\$ 1.22
801203	16	1/2 X 1 Hex Hd Bolt	EA	\$ 0.66	24%	\$ 0.50
801205	16	1/2 X 1-1/2 Hex Hd Bolt	EA	\$ 0.57	24%	\$ 0.43
801207	16	1/2 X 2 Hex Hd Bolt	EA	\$ 0.75	24%	\$ 0.57
801209	16	1/2 X 2-1/2 Hex Hd Bolt	EA	\$ 0.94	24%	\$ 0.71
801210	16	1/2 X 2-3/4 Hex Hd Bolt	EA	\$ 1.00	24%	\$ 0.76
801212	16	1/2" X 3 1/4"Hh Grade 2	EA	\$ 1.33	24%	\$ 1.01
801213	16	1/2 X 3-1/2 Hex Hd Bolt	EA	\$ 4.93	24%	\$ 3.74
801215	16	1/2 X 4 Hex Hd Bolt	EA	\$ 2.20	24%	\$ 1.67
801221	16	1/2" X 5 1/2" H.H. Bolt	EA	\$ 3.71	24%	\$ 2.81
801254	16	1/2 X 1 1/4 Fine Th Bolt	EA	\$ 1.01	24%	\$ 0.76
801517	16	12Mm X 50Mm H.H.Bolt	EA	\$ 3.47	24%	\$ 2.63
801850	16	3/8 X 1 Hh Self Tap	EA	\$ 0.94	24%	\$ 0.71
802724	16	3/8"X 1 1/2"Sb 1/2"Thread	EA	\$ 14.90	24%	\$ 11.32
802726	16	1/2"X 1 1/4"Shoulder Gd-8	EA	\$ 10.60	24%	\$ 8.05
802727	46	1/2" X 1 1/4"Shoulder Blt	EA	\$ 32.00	16%	\$ 26.88
802730	46	1/2"X 2"Shoulder Screw	EA	\$ 36.00	16%	\$ 30.24
802733	16	1/2"X2 1/2"Shoulder Ststl	EA	\$ 35.00	24%	\$ 26.60
802734	16	1/2"X 2 1/2"H.H. Grade-8	EA	\$ 10.00	24%	\$ 7.60
802736	16	5/16"X 1"S.S.Shoulder Blt	EA	\$ 10.00	24%	\$ 7.60
803437	16	U Bolt 4"Lg	EA	\$ 9.30	24%	\$ 7.06
803441	16	U-Bolt 3 1/2"Lg	EA	\$ 3.36	24%	\$ 2.55
803527	16	14 1/4" Washer Bolt	EA	\$ 3.79	24%	\$ 2.88
804001	16	5/16 Acorn Nut	EA	\$ 0.94	24%	\$ 0.71
804002	16	3/8 Acorn Nut	EA	\$ 1.28	24%	\$ 0.97

U.S. COMMUNITIES PRICE LIST 1805 PLAY EQUIPMENT

Part No.	Part Group	Item Description	Unit	Commercial Price	USC Disct	USC Net Price
804004	16	1/2 Acorn Nut	EA	\$ 3.47	24%	\$ 2.63
804051	16	1/4 Hex Nut	EA	\$ 0.07	24%	\$ 0.05
804052	16	5/16 Hex Nut	EA	\$ 0.07	24%	\$ 0.05
804053	16	3/8 Hex Nut	EA	\$ 0.32	24%	\$ 0.24
804054	16	7/16 Hex Nut	EA	\$ 0.21	24%	\$ 0.15
804055	16	1/2 Hex Nut	EA	\$ 0.70	24%	\$ 0.53
804058	16	3/4 Hex Nut	EA	\$ 0.70	24%	\$ 0.53
804084	16	5/16 Hex Nut St Stl	EA	\$ 0.25	24%	\$ 0.19
804100	16	5/16"Jam Nut	EA	\$ 0.25	24%	\$ 0.19
804108	16	3/8"-16 Jam Nut	EA	\$ 0.07	24%	\$ 0.05
804253	16	7/16"Jam Nut	EA	\$ 0.14	24%	\$ 0.10
804351	16	1/4 Hex Nut Self Lock	EA	\$ 0.14	24%	\$ 0.10
804353	16	3/8" Hex Nut Self Lock	EA	\$ 0.22	24%	\$ 0.16
804355	16	1/2 Hex Lock Nut	EA	\$ 0.37	24%	\$ 0.28
804359	16	5/16"Hex Head Locking Nut	EA	\$ 0.09	24%	\$ 0.06
804365	16	3/8-16 Flange Lock Nut	EA	\$ 0.22	24%	\$ 0.16
804380	16	3/8"Hex Nut Nc Nylock Sst	EA	\$ 0.62	24%	\$ 0.47
804551	16	5/16 T Nut Metal	EA	\$ 1.17	24%	\$ 0.88
804552	16	3/8 T Nut Metal	EA	\$ 1.10	24%	\$ 0.83
804553	16	1/2" T-Nut (Metal)	EA	\$ 2.00	24%	\$ 1.52
804554	16	5/16"-18 Propell Nut	EA	\$ 0.66	24%	\$ 0.50
804555	16	5/16 T Nut (Spanner)	EA	\$ 0.49	24%	\$ 0.37
804556	46	3/8 T Nut (Spanner)	EA	\$ 0.49	16%	\$ 0.41
804557	16	1/2" T-Nut (Spanner)	EA	\$ 2.15	24%	\$ 1.63
804558	16	5/16 T Nut W/3/8 Barrel	EA	\$ 0.49	24%	\$ 0.37
804559	16	1/4" T Nut (Spanner)	EA	\$ 0.75	24%	\$ 0.57
804560	16	3/8 T Nut Stainless Steel	EA	\$ 3.67	24%	\$ 2.78
804562	16	5/16 Tnut 3/8"Barrel Sstl	EA	\$ 5.30	24%	\$ 4.02
804601	16	5/16" T-Nut (Wood)	EA	\$ 0.33	24%	\$ 0.25
804604	16	.38X2.12 Expansion Shield	EA	\$ 4.69	24%	\$ 3.56
804703	16	Avk Threaded Insert 5/16"	EA	\$ 3.15	24%	\$ 2.39
804710	16	3/8" 16 Unc Thread Insert	EA	\$ 1.02	24%	\$ 0.77
804711	16	3/8" Thread Insert .85"Lg	EA	\$ 2.39	24%	\$ 1.81
804716	16	3/8-16 Breakaway Nut	EA	\$ 4.69	24%	\$ 3.56
804804	16	H38Brn 3/8" Barrel Nut	EA	\$ 3.40	24%	\$ 2.58
804810	16	3/8"Hex Insert	EA	\$ 2.00	24%	\$ 1.52
804813	16	5/16" Barrel Nut Ss	EA	\$ 11.00	24%	\$ 8.36
805302	16	1/4"X1 "Alum Drive Rivet	EA	\$ 1.47	24%	\$ 1.11
805614	16	1 1/2"Spring Pin	EA	\$ 0.43	24%	\$ 0.32
806050	16	1/4 X 3/4 Drive Screw	EA	\$ 0.52	24%	\$ 0.39
809693	16	#14 X 1 1/2" Pan Hd Screw	EA	\$ 2.85	24%	\$ 2.16
810053	16	3/8X1.5"Pin-In Bhsc	EA	\$ 0.70	24%	\$ 0.53
811010	16	1/4 X 3/4 Soc Hd Cap Sc	EA	\$ 0.98	24%	\$ 0.74
811012	16	1/4" X 1" Bhscs	EA	\$ 1.27	24%	\$ 0.96

U.S. COMMUNITIES PRICE LIST 1805 PLAY EQUIPMENT

Part No.	Part Group	Item Description	Unit	Commercial Price	USC Disct	USC Net Price
811014	16	1/4" X 1 1/2"Bhcs	EA	\$ 0.94	24%	\$ 0.71
811021	16	1/4" X 2 3/4"Bhcs	EA	\$ 6.50	24%	\$ 4.94
811035	16	5/16"X1/2"But Hd Soc Cap	EA	\$ 1.10	24%	\$ 0.83
811040	16	5/16"X3/4"Btn Hd Soc Sc	EA	\$ 0.74	24%	\$ 0.56
811042	16	5/16"X1"Btn Hd Soc Sc Sst	EA	\$ 0.82	24%	\$ 0.62
811044	16	5/16"X1 1/4"Buthd Soc Set	EA	\$ 0.94	24%	\$ 0.71
811045	16	5/16"X1 1/2"Buthd Soc Sst	EA	\$ 1.09	24%	\$ 0.82
811046	16	5/16"X2" Bh Socket Screw	EA	\$ 1.13	24%	\$ 0.85
811047	16	5/16" X 1 3/4"Bhscs	EA	\$ 1.19	24%	\$ 0.90
811048	16	5/16"X2 1/2"But Hd Soc Sc	EA	\$ 6.70	24%	\$ 5.09
811050	16	3/8 X 1 Button Hd Socket	EA	\$ 1.20	24%	\$ 0.91
811051	16	3/8 X 1-1/4 Button Hd Soc	EA	\$ 1.29	24%	\$ 0.98
811052	16	3/8"X3/4"But Hd Soc Cap	EA	\$ 1.06	24%	\$ 0.80
811053	16	.38X1.5"Button Hd Soc Sc	EA	\$ 1.42	24%	\$ 1.07
811054	16	.38X1.75But Hd Soc Cap Sc	EA	\$ 1.67	24%	\$ 1.26
811055	16	3/8 X 2 Soc Hd Cap Sc	EA	\$ 1.74	24%	\$ 1.32
811056	16	.38X2.25"Button Hd Soc Sc	EA	\$ 1.93	24%	\$ 1.46
811057	16	3/8"X2 1/2"But Hd Soc Scr	EA	\$ 2.00	24%	\$ 1.52
811058	16	3/8" X 2-3/4" Button Hd	EA	\$ 2.33	24%	\$ 1.77
811059	16	3/8"X3"Btn Hd Sock Sc	EA	\$ 3.19	24%	\$ 2.42
811060	16	3/8X3 1/4"But Hd Sock Scr	EA	\$ 6.80	24%	\$ 5.16
811061	16	1/2"X1"But Hd Soc Cap Scr	EA	\$ 3.97	24%	\$ 3.01
811062	34	.5X1.25 But Hd Soc Cap Sc	EA	\$ 9.30	3%	\$ 9.02
811063	16	.5X2" But Hd Soc Cap Scr	EA	\$ 4.61	24%	\$ 3.50
811067	16	1/2"X3"But Hd Soc Cap Sc	EA	\$ 8.50	24%	\$ 6.46
811071	16	1/2"X 5 1/2" Bhscs	EA	\$ 24.00	24%	\$ 18.24
811073	16	.5X1.5 But Hd Soc Cap Scr	EA	\$ 4.32	24%	\$ 3.28
811075	16	3/8"X3 1/2"But Hd Screw	EA	\$ 24.00	24%	\$ 18.24
811076	16	3/8" X 4" Bhscs	EA	\$ 6.00	24%	\$ 4.56
811078	16	3/8"X 1/2"But Hd Screw	EA	\$ 5.90	24%	\$ 4.48
811217	16	1/2" X 3/4"Shoulder Screw	EA	\$ 2.00	24%	\$ 1.52
811220	16	1/2"Soc Hd Shoulder 1 1/4	EA	\$ 12.00	24%	\$ 9.12
811226	16	3/8" X 1" Shoulder Bolt	EA	\$ 1.84	24%	\$ 1.39
811227	16	3/8"X 1 1/4"Shoulder Bolt	EA	\$ 2.53	24%	\$ 1.92
811228	16	3/8"X2 1/2"Hex Cap Sc F/T	EA	\$ 20.00	24%	\$ 15.20
811229	16	3/4"X2 3/4"Soc Hd Grade 8	EA	\$ 3.85	24%	\$ 2.92
811251	16	1/4"-20 C'Sink Cap 3/4"Lg	EA	\$ 1.28	24%	\$ 0.97
811549	16	3/8 X 3/8 Set Screw	EA	\$ 0.45	24%	\$ 0.34
811550	16	3/8 X 1/2 Set Screw	EA	\$ 0.57	24%	\$ 0.43
811559	16	1/2 X 1/2 Set Screw	EA	\$ 0.79	24%	\$ 0.60
811561	16	1/2 X 3/4 Set Screw	EA	\$ 0.87	24%	\$ 0.66
812012	16	1/4X1"Pin-In Bhsc W/Patch	EA	\$ 2.49	24%	\$ 1.89
812022	16	1/4X3"Pin-In Bhsc W/Patch	EA	\$ 3.64	24%	\$ 2.76
812040	16	5/16X 3/4"Pin-In Bhsc W/P	EA	\$ 0.91	24%	\$ 0.69

U.S. COMMUNITIES PRICE LIST 1805 PLAY EQUIPMENT

Part No.	Part Group	Item Description	Unit	Commercial Price	USC Disct	USC Net Price
812042	16	5/16X 1"Pin-In Bhsc W/P	EA	\$ 1.00	24%	\$ 0.76
812044	16	5/16X1.25"Pin-In Bhsc W/P	EA	\$ 1.06	24%	\$ 0.80
812045	16	5/16X1.5"Pin-In Bhsc W/Pa	EA	\$ 2.22	24%	\$ 1.68
812046	16	5/16X2"Pin-In Bhsc W/Patc	EA	\$ 1.42	24%	\$ 1.07
812047	16	5/16X1 3/4"Pin-In W/Pa	EA	\$ 1.93	24%	\$ 1.46
812048	16	5/16X2.5"Pin-In Bhsc W/Pa	EA	\$ 3.38	24%	\$ 2.56
812049	16	3/8"X 1/2"But Hd W/Patch	EA	\$ 1.35	24%	\$ 1.02
812050	16	3/8X1"Pin-In Bhsc W/Patch	EA	\$ 1.35	24%	\$ 1.02
812051	16	3/8X1.25"Pin-In Bhsc W/Pa	EA	\$ 1.43	24%	\$ 1.08
812052	16	3/8X3/4"Pin-In Bhsc W/Pat	EA	\$ 1.09	24%	\$ 0.82
812053	16	3/8X1.5"Pin-In Bhsc W/Pat	EA	\$ 1.62	24%	\$ 1.23
812054	16	3/8X1.75"Pin-In Bhsc W/Pa	EA	\$ 1.76	24%	\$ 1.33
812055	16	3/8X2"Pin-In Bhsc W/Patch	EA	\$ 1.80	24%	\$ 1.36
812056	16	3/8X2.25"Pin-In Bhsc W/Pa	EA	\$ 2.00	24%	\$ 1.52
812057	16	3/8X2.5"Pin-In Bhsc W/Pat	EA	\$ 2.18	24%	\$ 1.65
812058	16	3/8X2.75"Pin-In Bhsc W/Pa	EA	\$ 2.53	24%	\$ 1.92
812059	16	3/8X3"Pin-In Bhsc W/Patch	EA	\$ 2.33	24%	\$ 1.77
812060	16	3/8X3.25"Pin-In Bhsc W/Pa	EA	\$ 2.98	24%	\$ 2.26
812061	32	1/2X1"Pin-In Bhsc W/Patch	EA	\$ 13.90	3%	\$ 13.48
812074	16	1/2X1.75"Pin-In Bhsc W/Pa	EA	\$ 6.10	24%	\$ 4.63
812075	16	3/8X3.5"Pin-In Bhsc W/Pat	EA	\$ 5.70	24%	\$ 4.33
812076	16	3/8 X 3 3/4" Bhsc W/Patch	EA	\$ 9.90	24%	\$ 7.52
812083	16	1/4X1 1/4"Pbhscs	EA	\$ 3.15	24%	\$ 2.39
812637	16	1/4"Pin-In Hex Key (5/32)	EA	\$ 9.40	24%	\$ 7.14
812638	16	3/8"Pin-In Hex Key (7/32)	EA	\$ 12.80	24%	\$ 9.72
812639	16	5/16"Pin-In Hex Key(3/16)	EA	\$ 7.40	24%	\$ 5.62
812640	16	1/2"Pin-In Hex Key (5/16)	EA	\$ 7.70	24%	\$ 5.85
812641	16	1/4"Pin-In Hex Bit (5/32)	EA	\$ 7.10	24%	\$ 5.39
812642	16	3/8"Pin-In Hex Bit (7/32)	EA	\$ 9.60	24%	\$ 7.29
812643	16	5/16"Pin-In Hex Bit(3/16)	EA	\$ 9.60	24%	\$ 7.29
812644	16	1/2"Pin-In Hex Bit (5/16)	EA	\$ 2.66	24%	\$ 2.02
812653	16	1/4"Pin-In Torx Bit(5/32)	EA	\$ 2.12	24%	\$ 1.61
812654	16	5/16"Pin-In Torxbit(3/16)	EA	\$ 2.07	24%	\$ 1.57
812655	16	3/8"Pin-In Torx Bit(7/32)	EA	\$ 2.20	24%	\$ 1.67
812656	16	1/4"Pin-In Torx Key(5/32)	EA	\$ 3.32	24%	\$ 2.52
812657	16	5/16"Pin-In Torxkey(3/16)	EA	\$ 3.98	24%	\$ 3.02
812658	16	3/8"Pin-In Torx Key(7/32)	EA	\$ 4.62	24%	\$ 3.51
816000	16	1/4" Hex Self-Drive Screw	EA	\$ 0.34	24%	\$ 0.25
816017	16	#10X5/8"Pan Hd Ph Tap Scr	EA	\$ 0.07	24%	\$ 0.05
816018	16	#10X3/4" 1-Way Pan Hd Scr	EA	\$ 0.37	24%	\$ 0.28
816048	16	1/4"X 1 1/2"Self Drive	EA	\$ 0.66	24%	\$ 0.50
816049	16	1/4"X1"Hex Hd Selfdrive	EA	\$ 0.75	24%	\$ 0.57
816050	16	3/8"X 1 1/4" Torx Bhscs	EA	\$ 4.97	24%	\$ 3.77
816079	16	3/8"X 1 1/2"Socket Head	EA	\$ 3.63	24%	\$ 2.75

U.S. COMMUNITIES PRICE LIST 1805 PLAY EQUIPMENT

Part No.	Part Group	Item Description	Unit	Commercial Price	USC Disct	USC Net Price
817326	16	1/4 Lockwasher	EA	\$ 0.07	24%	\$ 0.05
817330	16	5/16 Lockwasher	EA	\$ 0.14	24%	\$ 0.10
817334	16	3/8 Lockwasher	EA	\$ 0.14	24%	\$ 0.10
817338	16	7/16 Lockwasher	EA	\$ 0.26	24%	\$ 0.19
817342	16	1/2 Lockwasher	EA	\$ 0.34	24%	\$ 0.25
817354	16	3/4 Lockwasher	EA	\$ 0.86	24%	\$ 0.65
817400	16	7/16"Od #10 Alum Washer	EA	\$ 0.11	24%	\$ 0.08
817401	16	3/8" Flatwasher 1"O.D.	EA	\$ 0.25	24%	\$ 0.19
817403	16	5/16"Flat W/1 1/8"O.D.	EA	\$ 0.37	24%	\$ 0.28
817404	16	5/16"Flatwasher 3/4"Od	EA	\$ 0.21	24%	\$ 0.15
817406	16	5/16" Flatwasher	EA	\$ 0.11	24%	\$ 0.08
817408	16	1/4 Flat Washer	EA	\$ 0.09	24%	\$ 0.06
817410	16	3/8 Flat Washer	EA	\$ 0.11	24%	\$ 0.08
817412	16	1/2 Flat Washer	EA	\$ 0.29	24%	\$ 0.22
817422	16	3/8 Flat Washer 1 1/2" Od	EA	\$ 0.33	24%	\$ 0.25
817423	16	3/8"X 1 1/4"Formed Washer	EA	\$ 2.41	24%	\$ 1.83
817424	16	3/8 Flat Washer 1 1/4" Od	EA	\$ 0.52	24%	\$ 0.39
817425	16	1/2"Flatwasher 1-3/8"O.D	EA	\$ 0.75	24%	\$ 0.57
817449	16	3/8 Flat Washer 1 9/64"Od	EA	\$ 0.62	24%	\$ 0.47
817451	16	3/4"ld Bronze Bearing	EA	\$ 1.57	24%	\$ 1.19
817612	16	3/8 Plastic Washer	EA	\$ 0.22	24%	\$ 0.16
817613	16	3/8"Plastic Spacer	EA	\$ 0.29	24%	\$ 0.22
817738	16	Thrust Washer	EA	\$ 9.90	24%	\$ 7.52
817742	16	1/2"Zinc Coated Washer	EA	\$ 7.50	24%	\$ 5.70
817743	16	3/8"Zinc Coated Washer	EA	\$ 3.52	24%	\$ 2.67
818312	47	3/8"-16 Placing Tool	EA	\$ 24.00	9%	\$ 21.84
818313	16	Tee-Nut Socket	EA	\$ 16.00	24%	\$ 12.16
818317	16	Bronze Bushing 1"Lg	EA	\$ 3.14	24%	\$ 2.38
818319	16	Kidcurb Spike 18"Lg	EA	\$ 10.20	24%	\$ 7.75
818324	16	Flanged Nylon Bushing	EA	\$ 18.00	24%	\$ 13.68
818326	16	4.5Mm Steel Shot-1 Tube	EA	\$ 8.00	24%	\$ 6.08
818331	16	5/16"-16 Placing Tool	EA	\$ 41.00	24%	\$ 31.16
818379	16	Dome Plug 3/8"Thread	EA	\$ 0.67	24%	\$ 0.50
A03650	47	Tru-Loc	EA	\$ 14.80	9%	\$ 13.46
A03861	16	Tru-Loc Panel Attach	EA	\$ 25.00	24%	\$ 19.00
A63515	16	Power Lock Base	EA	\$ 18.00	24%	\$ 13.68
A63517	16	Power Lock Cap	EA	\$ 27.00	24%	\$ 20.52
DH1305	16	5" Al Pip W/Al Cap 6'	EA	\$ 280.00	24%	\$ 212.80
DIU3V6	16	5"Al Pip W/Al Cap 6'	EA	\$ 276.00	24%	\$ 209.76
DIU3V7	16	5"Al Pip W/Al Cap 6'	EA	\$ 274.00	24%	\$ 208.24
FF0152	16	Hardware For Ff0151	EA	\$ 29.00	24%	\$ 22.04
K03861	16	Tru-LOC Panel Attach	EA	\$ 25.00	24%	\$ 19.00
LE2544	16	5"Gv Pip W/O Cap 12'	EA	\$ 495.00	24%	\$ 376.20
LE2545	16	5"Gv Pip W/Al Cap 12'	EA	\$ 519.00	24%	\$ 394.44

U.S. COMMUNITIES PRICE LIST 1805 PLAY EQUIPMENT

Part No.	Part Group	Item Description	Unit	Commercial Price	USC Disc't	USC Net Price
LIH1MJ	16	5"Gv Pip W/O Cap 12'	EA	\$ 464.00	24%	\$ 352.64
LIH1MK	16	5"Gv Pip W/O Cap 12'	EA	\$ 457.00	24%	\$ 347.32
W03861	16	Tru-Loc Panel Attach	EA	\$ 25.00	24%	\$ 19.00
W63515	16	Power Lock Base	EA	\$ 18.00	24%	\$ 13.68
W63517	16	Power Lock Cap	EA	\$ 27.00	24%	\$ 20.52
W63519	16	Panel Attachment	EA	\$ 23.00	24%	\$ 17.48
X12186	16	Fillr Kick Pl 6" Step	EA	\$ 120.00	24%	\$ 91.20
Z03650	16	Tru-Loc	EA	\$ 26.00	24%	\$ 19.76
Z63515	16	Power Lock Base	EA	\$ 18.00	24%	\$ 13.68
Z63517	16	Power Lock Cap	EA	\$ 27.00	24%	\$ 20.52
1R27FU	16	3.5"Al Pip W/ Cap 7'	EA	\$ 234.00	24%	\$ 177.84
1R27FV	16	3.5"Al Pip W/ Cap 7'	EA	\$ 234.00	24%	\$ 177.84
1R27FW	16	3.5"Al Pip W/ Cap 7'	EA	\$ 226.00	24%	\$ 171.76
1R51WZ	16	3.5"Al Pip W/ Cap 7'	EA	\$ 228.00	24%	\$ 173.28

PART GROUP DESCRIPTIONS

05	Principal Components	24%
06	Attendant Products	24%
10	Primary Components	24%
15	Primary Apparatus	16%
18	Adjunct Component	24%
20	Surfacing Accessories	18%
22	Companion Components	16%
32	Component Products	3%
34	Component Extensions	3%
35	Compliment Products	16%
40	Auxiliary Products	6%
42	Associate Products	16%
44	Companion Products	3%
45	Exempt Products	0%
46	Apparatus Products	16%
47	Companion Accessories	9%
48	Affiliate Products	6%
49	Core Products	16%
50	Developmental Products	20%
51	Enhancement Products	3%
52	Adjunct Products	16%
54	Product Extensions	9%
62	Adjunct Accessories	3%
70	Ancillary Components	3%
73	Supplement Products	3%
80	Exempt Accessories	0%
85	Exempt Parts	0%



**U.S. COMMUNITIES 2018 PRICING SCHEDULE
BIGTOYS PRICING LESS 6% U.S.C. DISCOUNT*
SALES SUBJECT TO 3.3% MATERIAL SURCHARGE**

Part No.	Material	Description	MSRP*
Nature & Gardening			
MEC-416	Metal/Plastic	GARDEN BRIDGE	\$1,285.00
EC-022	Wood	GREEN THUMB PLANTER BOX	\$750.00
MEC-022	Metal/Plastic	GREEN THUMB PLANTER BOX	\$840.00
EC-023	Wood	GREEN THUMB POTTING SHED	\$3,213.00
MEC-023	Metal/Plastic	GREEN THUMB POTTING SHED	\$3,642.00
EC-123	Wood	GARDEN BED	\$363.00
Science			
EC-037		TELESCOPE - FREESTANDING	\$210.00
EC-039	Wood	SEASONS PANEL - FREESTANDING	\$824.00
MEC-039	Metal/Plastic	SEASONS PANEL - FREESTANDING	\$804.00
EC-041	Wood	US MAP PANEL - FREESTANDING	\$814.00
MEC-041	Metal/Plastic	US MAP PANEL - FREESTANDING	\$782.00
EC-006	Wood	WEATHER PANEL - FREESTANDING	\$804.00
MEC-006	Metal/Plastic	WEATHER PANEL - FREESTANDING	\$772.00
MEC-240	Metal/Plastic	EXPLORATION & DISCOVERY TABLE	\$482.00
MEC-220	Metal/Plastic	DOUBLE INVESTIGATE TABLE	\$1,108.00
Sand & Water			
MEC-014	Metal/Plastic	TRIPLE WATERWAY	\$2,464.00
MEC-049	Metal/Plastic	DOUBLE WATERWAY	\$1,713.00
EC-100	Wood	SUN SHELTER SANDBOX 8' SQUARE	\$3,642.00
EC-121	Wood	SANDBOX 10' SQUARE (exc. sandy falls rock)	\$2,850.00
EC-125	Wood	SANDBOX 15' OCTAGON (exc. sandy falls rock)	\$4,178.00
EC-124		ELEVATED SAND TABLE	\$1,283.00
EC-129		SCOOP DIGGER	\$1,018.00
EC-129A		ACCESSIBLE SCOOP DIGGER	\$1,007.00
MEC-235		WATER PUMP	\$846.00
MEC-248		WATER PUMP (SURFACE MOUNT)	\$846.00
EC-610		WATER TABLE	\$375.00
EC-008	Wood	LEARNING PUDDLE	\$782.00
MEC-008	Metal/Plastic	LEARNING PUDDLE	\$782.00
EC-026	Wood	ACCESSIBLE LEARNING PUDDLE	\$804.00
MEC-026	Metal/Plastic	ACCESSIBLE LEARNING PUDDLE	\$3,321.00
Music & Movement			
MEC-750		IMBARIMBA* (ships from Durango, CO)	\$4,348.00
MEC-752		MERRY* (ships from Durango, CO)	\$2,427.00
MEC-753		PIPER* (ships from Durango, CO)	\$2,427.00
MEC-754		GRIFFIN* (ships from Durango, CO)	\$3,023.00
MEC-755		PEGASUS* (ships from Durango, CO)	\$4,244.00

Part No.	Material	Description	MSRP*
MEC-756		WEENOTES PKG* (ships from Durango, CO)	\$7,150.00
MEC-757		MELODY* (ships from Durango, CO)	\$1,656.00
MEC-758		RHYTHM* (ships from Durango, CO)	\$1,656.00
MEC-759		FREENOTES PORTABLE STAND* (ships from Durango, CO)	\$249.00
MEC-760		FREENOTES DOUBLE SURFACE MOUNT KIT* (ships from Durango)	\$183.00
MEC-762		FREENOTES SINGLE SURFACE MOUNT KIT* (ships from Durango)	\$92.00
EC-029	Wood	WHISTLE - FREESTANDING	\$447.00
MEC-029	Metal/Plastic	WHISTLE - FREESTANDING	\$393.00
EC-031		RAINWHEEL - FREESTANDING	\$196.00
Music & Movement			
EC-032	Wood	CHIME PANEL - FREESTANDING	\$1,318.00
MEC-032	Metal/Plastic	CHIME PANEL - FREESTANDING	\$1,296.00
EC-110	Wood	XYLOPHONE	\$1,607.00
MEC-110	Metal/Plastic	XYLOPHONE	\$1,607.00
EC-007	Wood	ROCKIN' DRUM - FREESTANDING	\$428.00
MEC-007	Metal/Plastic	ROCKIN' DRUM - FREESTANDING	\$413.00
MEC-751		TUNED DRUMS - INGROUND MOUNT* (ships from Durango, CO)	\$3,002.00
MEC-761		TUNED DRUMS - SURFACE MOUNT* (ships from Durango, CO)	\$3,375.00
MEC-231		SINGLE TOT DRUM* (ships from Charlotte, NC)	\$620.00
MEC-213		TRIPLE DRUM TABLE (IN-GROUND)* (ships from Charlotte, NC)	\$1,428.00
MEC-214		TRIPLE DRUM TABLE (PORTABLE)* (ships from Charlotte, NC)	\$1,480.00
Literacy & Language			
EC-038	Wood	SIGN LANGUAGE PANEL - FREESTANDING	\$610.00
MEC-038	Metal/Plastic	SIGN LANGUAGE PANEL - FREESTANDING	\$589.00
EC-036		TALK TUBES - FREESTANDING	\$434.00
EC-042	Wood	SHAPES PANEL - FREESTANDING	\$1,092.00
MEC-042	Metal/Plastic	SHAPES PANEL - FREESTANDING	\$1,050.00
EC-045	Wood	OBJECT RECOGNITION PANEL - FREESTANDING	\$1,092.00
MEC-045	Metal/Plastic	OBJECT RECOGNITION PANEL - FREESTANDING	\$1,050.00
EC-004	Wood	FIND 'N SEEK - FREESTANDING	\$525.00
MEC-004	Metal/Plastic	FIND 'N SEEK - FREESTANDING	\$555.00
Trike Path - Playhouses & Accessories - Traffic Signs - Village Store Fronts			
M59006	Plastic	5' PLAYHOUSE	\$3,599.00
M50007	Plastic	6' PLAYHOUSE	\$4,713.00
M59004	Plastic	PLAYHOUSE SINK	\$300.00
M59008	Plastic	PLAYHOUSE STOVE	\$310.00
M59014	Plastic	5' PLAYHOUSE SINK/STOVE COMBO	\$514.00
M59018	Plastic	6' PLAYHOUSE SINK/STOVE COMBO	\$514.00
M59017	Plastic	PLAYHOUSE FLOWERBOX	\$386.00
M59001	Plastic	PLAYHOUSE TABLE	\$202.00
EC-018	Wood	PLAYHOUSE WITHOUT FLOOR	\$4,079.00
MEC-018	Metal/Plastic	PLAYHOUSE WITHOUT FLOOR	\$4,328.00
EC-640	Wood	COMPACT PLAYHOUSE	\$5,602.00
MEC-640	Metal/Plastic	COMPACT PLAYHOUSE	\$5,828.00
EC-645	Wood	STANDARD PLAYHOUSE	\$6,716.00
MEC-645	Metal/Plastic	STANDARD PLAYHOUSE	\$6,695.00

Part No.	Material	Description	MSRP*
EC-645-10	Wood	STANDARD PLAYHOUSE - ACCESSIBLE (Not shown in catalog)	\$6,491.00
MEC-645-10	Metal/Plastic	STANDARD PLAYHOUSE - ACCESSIBLE (Not shown in catalog)	\$6,695.00
EC-648	Wood	ACTIVITY PLAYHOUSE	\$7,606.00
MEC-648	Metal/Plastic	ACTIVITY PLAYHOUSE	\$8,141.00
EC-107	Wood	THREE SIDED ARBOR	\$2,999.00
EC-108	Wood	YOUTH SHELTER	\$8,248.00
Trike Path - Playhouses & Accessories - Traffic Signs - Village Store Fronts			
MEC-108	Metal/Plastic	YOUTH SHELTER	\$8,569.00
EC-100A	Wood	PASS THROUGH ARBOR	\$2,678.00
EC-016	Wood	BREEZEWAY PLAYHOUSE	\$3,856.00
MEC-016	Metal/Plastic	BREEZEWAY PLAYHOUSE	\$4,606.00
UP127		RAILROAD CROSSING SIGN (ships from Red Bud, IL.)	\$144.00
UP128		SCHOOL ZONE SIGN (ships from Red Bud, IL.)	\$144.00
UP125		STOP SIGN (ships from Red Bud, IL.)	\$144.00
UP157		DO NOT ENTER SIGN (ships from Red Bud, IL.)	\$144.00
UP126		YEILD SIGN (ships from Red Bud, IL.)	\$144.00
UP129		PACKAGE OF 4 SIGNS - STOP, YIELD, RAILROAD & SCHOOL (from Red Bud)	\$538.00
UP156		DIRECTIONAL ARROW SIGN (ships from Red Bud, IL.)	\$144.00
UP153		HAZARD BARRIER (ships from Red Bud, IL.)	\$196.00
Trike Path - Playhouses & Accessories - Traffic Signs - Village Store Fronts			
UP154		TRIKE PARKING SIGN (ships from Red Bud, IL.)	\$144.00
UP155		NO TRIKES SIGN (ships from Red Bud, IL.)	\$144.00
MEC-215		STREET SIGN	\$482.00
EC-040P	Wood	POST OFFICE PANEL - FREESTANDING	\$824.00
MEC-040P	Metal/Plastic	POST OFFICE PANEL - FREESTANDING	\$804.00
EC-040S	Wood	SCHOOL PANEL - FREESTANDING	\$824.00
MEC-040S	Metal/Plastic	SCHOOL PANEL - FREESTANDING	\$804.00
EC-040F	Wood	FIRE STATION PANEL - FREESTANDNG	\$824.00
MEC-040F	Metal/Plastic	FIRE STATION PANEL - FREESTANDNG	\$804.00
EC-048	Wood	HOUSE PANEL - FREESTANDING	\$621.00
MEC-048	Metal/Plastic	HOUSE PANEL - FREESTANDING	\$600.00
EC-221	Wood	CAFÉ STAND	\$824.00
MEC-221	Metal/Plastic	CAFÉ STAND	\$836.00
EC-241	Wood	DUAL GAS PUMP STATION	\$1,071.00
MEC-241	Metal/Plastic	DUAL GAS PUMP STATION	\$1,060.00
EC-222	Wood	GAS PUMP ON POST	\$428.00
MEC-222	Metal/Plastic	GAS PUMP ON POST	\$528.00
Sensory Motor			
MEC-120		MINIVAN	\$1,821.00
MEC-125		DUO SPRING RIDER	\$1,713.00
MEC-127		MOTORCYCLE SPRING RIDER	\$974.00
MEC-128		DOLPHIN SPRING RIDER	\$942.00
MEC-129		SEA HORSE SPRING RIDER	\$782.00
MEC-130		JUNIOR SYNCHRO SPINNER	\$910.00
EC-109	Wood	EMBANKMENT SLIDE	\$1,949.00
MEC-109	Metal/Plastic	EMBANKMENT SLIDE	\$2,378.00

Part No.	Material	Description	MSRP*
EC-625		MOVING TUNNELS	\$1,210.00
Dramatic Play			
EC-035	Wood	AIRPLANE PANEL - FREESTANDING	\$856.00
MEC-035	Metal/Plastic	AIRPLANE PANEL - FREESTANDING	\$836.00
EC-126		HELICOPTER	\$6,427.00
M59-033		SHIP'S BOW - INGROUND MOUNT	\$1,831.00
M59-034		SHIP'S BOW - SURFACE MOUNT	\$1,831.00
66517		FLIGHT JET	\$3,633.00
M59013	Plastic	FREIGHT TRAIN	\$6,749.00
M59027		SCHOOL BUS	\$3,749.00
M59012		COZY COUPE	\$1,779.00
66506		SAILBOAT SANDBOX	\$3,686.00
59-031	Wood	FLAG TOPPER	\$92.00
M59-031	Metal/Plastic	FLAG TOPPER	\$85.00
M59009		GROUND LEVEL PLATFORM (Not shown in catalog)	\$1,879.00
Math & Counting			
EC-046	Wood	TOUCHMATH PANEL - FREESTANDING	\$1,210.00
MEC-046	Metal/Plastic	TOUCHMATH PANEL - FREESTANDING	\$1,189.00
EC-118	Wood	LABYRINTH	\$1,489.00
MEC-118	Metal/Plastic	LABYRINTH	\$1,425.00
66519		GAME CENTRAL STATION	\$7,119.00
66507		EDUCATIONAL ACTIVITY CENTER	\$5,086.00
EC-043	Wood	FINGER MAZE PANEL - FREESTANDING	\$868.00
MEC-043	Metal/Plastic	FINGER MAZE PANEL - FREESTANDING	\$846.00
EC-044	Wood	CLOCK PANEL - FREESTANDING	\$686.00
MEC-044	Metal/Plastic	CLOCK PANEL - FREESTANDING	\$664.00
Arts			
EC-117	Wood	PAINT 'N PLAY	\$1,414.00
MEC-117	Metal/Plastic	PAINT 'N PLAY	\$1,564.00
EC-117A	Wood	PAINT 'N PLAY DOUBLE SIDED (Not shown in catalog)	\$1,747.00
MEC-117-A	Metal/Plastic	PAINT 'N PLAY DOUBLE SIDED (Not shown in catalog)	\$1,713.00
EC-005	Wood	GALLERY PANEL - FREESTANDING	\$728.00
MEC-005	Metal/Plastic	GALLERY PANEL - FREESTANDING	\$707.00
EC-034	Wood	PUPPET THEATER PANEL - FREESTANDING	\$750.00
MEC-034	Metal/Plastic	PUPPET THEATER PANEL - FREESTANDING	\$728.00
MBT-203	Metal/Plastic	SINGLE ART MURAL	\$922.00
BT-203	Wood	SINGLE ART MURAL	Request quote
BT-205	Wood	SINGLE ART MURAL, PORTABLE	Request quote
MBT-205	Metal/Plastic	SINGLE ART MURAL, PORTABLE	\$941.00
BT-206	Wood	DOUBLE ART MURAL	Request quote
MBT-206	Metal/Plastic	DOUBLE ART MURAL	\$1,157.00
BT-207	Wood	DOUBLE ART MURAL, PORTABLE	Request quote
MBT-207	Metal/Plastic	DOUBLE ART MURAL, PORTABLE	\$1,438.00
Loose Parts			
MEC-203		ECO BLOCKS WITH SOLID LID*	\$1,575.00
MEC-204		ECO BLOCKS WITH SORTER LID*	\$1,949.00

Part No.	Material	Description	MSRP*
Cozy Spots			
MEC-027		CLIMB & DISCOVER CAVE	\$3,322.00
MEC-027N		CLIMB & DISCOVER CAVE (LETTERS & NUMBERS)	\$3,322.00
BT-260		CHATTER BUG	\$792.00
EC-244		PLAYSHELL FUNNY BONES - 4 SHELLS	\$836.00
EC-264		PLAYSHELL FUNNY BONES - 6 SHELLS (not shown in catalog)	\$1,275.00
Gross Motor			
EC-011	Wood	CRAWL THROUGH TUNNEL	\$1,307.00
MEC-011	Metal/Plastic	CRAWL THROUGH TUNNEL	\$1,362.00
EC-105	Wood	BALANCE BEAMS	\$268.00
MEC-105	Metal/Plastic	BALANCE BEAMS	\$289.00
EC-630		STANDARD EC PLYSHELL CLIMBER (Not shown in catalog)	\$1,446.00
EC-635		EXPANDED EC PLYSHELL CLIMBER	\$2,196.00
EC-115	Wood	CHINNING BARS	\$942.00
MEC-115	Metal/Plastic	CHINNING BARS	\$886.00
EC-620	Wood	OVERHEAD LADDER	\$1,350.00
MEC-620	Metal/Plastic	OVERHEAD LADDER	\$1,202.00
Seating & Storage			
MEC-024		FRIENDSHIP TABLE W/ HDPE TOP	\$621.00
MEC-025		FRIENDSHIP TABLE W/ SLAT TOP (not shown in catalog)	\$578.00
BT-001	Wood	PLAYCOUNTER & BENCH	\$1,477.00
MBT-001	Metal/Plastic	PLAYCOUNTER & BENCH	\$1,531.00
BTCS1		BIGTOYS CUSTOM SIGN 1 SIDED	\$1,324.00
BTCS2		BIGTOYS CUSTOM SIGN 2 SIDED	\$1,862.00
MEC-001		KID BENCH	\$321.00
MEC-002		KID SEAT	\$257.00
MEC-003		CAREGIVER BENCH	\$610.00
MEC-019		PLAYPOD READING CIRCLE (Not shown in catalog)	\$2,099.00
6-23 Months			
MEC-009	Metal/Plastic	KINDER CROSSING	\$2,678.00
EC-010	Wood	PEEK 'N PLAY	\$2,892.00
MEC-010	Metal/Plastic	PEEK 'N PLAY	\$3,427.00
EC-012	Wood	TODDLER PULL-UP MIRROR	\$1,082.00
MEC-012	Metal/Plastic	TODDLER PULL-UP MIRROR	\$1,037.00
EC-013	Wood	FREESTANDING BUBBLE PANEL	\$739.00
MEC-013	Metal/Plastic	FREESTANDING BUBBLE PANEL	\$771.00
EC-015	Wood	CRAWL THROUGH PLAYHOUSE	\$4,326.00
MEC-015	Metal/Plastic	CRAWL THROUGH PLAYHOUSE	\$4,392.00
EC-017	Wood	TODDLER PULL-UP BAR	\$493.00
MEC-017	Metal/Plastic	TODDLER PULL-UP BAR	\$549.00
EC-104	Wood	WALL MOUNT MIRROR	\$247.00
MEC-104	Metal/Plastic	WALL MOUNT MIRROR	\$268.00
MEC-242		ROCK & GLIDE SINGLE	\$842.00
MEC-243		ROCK & GLIDE DOUBLE	\$1,038.00
MEC-227		BEAD SENSORY BOX	\$504.00
MEC-226		MIRROR SENSORY BOX	\$504.00

Part No.	Material	Description	MSRP*
MEC-229		WINDOW SENSORY BOX	\$504.00
MEC-228		SHAPES SENSORY BOX	\$504.00
MEC-231		SINGLE TOT DRUM* (ships from Charlotte, NC)	\$620.00
EarlyWorks Structures for children ages 2-5 years			
EC-735	Wood	HAMLET	\$21,269.00
MEC-735	Metal/Plastic	HAMLET	\$25,803.00
EC-434	Wood	RESORT	\$21,066.00
MEC-434	Metal/Plastic	RESORT	\$27,152.00
EC-403	Wood	ROCKY TOP	\$11,844.00
MEC-403	Metal/Plastic	ROCKY TOP	\$14,230.00
EC-401	Wood	DISCOVERY	\$16,467.00
MEC-401	Metal/Plastic	DISCOVERY	\$18,795.00
EC-670-10	Wood	BUNGALOW	\$14,588.00
MEC-670-10	Metal/Plastic	BUNGALOW	\$16,922.00
EC-201	Wood	TOT TOWN	\$7,391.00
MEC-201	Metal/Plastic	TOT TOWN	\$8,141.00
EC-205	Wood	TOT CITY	\$12,930.00
MEC-205	Metal/Plastic	TOT CITY	\$15,318.00
EC-650	Wood	CABANA	\$5,908.00
MEC-650	Metal/Plastic	CABANA	\$6,430.00
EC-650-10	Wood	CABANA - ACCESSIBLE	\$9,673.00
MEC-650-10	Metal/Plastic	CABANA - ACCESSIBLE	\$11,558.00
EC-438	Wood	BURROW	\$22,136.00
MEC-438	Metal/Plastic	BURROW	\$25,774.00
EC-655	Wood	CHALET	\$10,053.00
MEC-655	Metal/Plastic	CHALET	\$12,108.00
EC-690-10	Wood	VILLA - ACCESSIBLE	\$21,961.00
MEC-690-10	Metal/Plastic	VILLA - ACCESSIBLE	\$26,650.00
EC-400	Wood	HIDEAWAY	\$9,163.00
MEC-400	Metal/Plastic	HIDEAWAY	\$10,643.00
EC-402	Wood	BUCKAROO	\$11,097.00
MEC-402	Metal/Plastic	BUCKAROO	\$12,694.00
EC-712	Wood	SS BIGTOY	\$17,728.00
MEC-712	Metal/Plastic	SS BIGTOY	\$20,901.00
EC-420	Wood	MERRIMENT	\$10,463.00
MEC-420	Metal/Plastic	MERRIMENT	\$12,201.00
EC-418	Wood	WEST HILLS	\$13,743.00
MEC-418	Metal/Plastic	WEST HILLS	\$15,758.00
EC-422	Wood	DOUBLE DUTCH	\$14,282.00
MEC-422	Metal/Plastic	DOUBLE DUTCH	\$15,243.00
EC-412	Wood	VICTORY	\$16,239.00
MEC-412	Metal/Plastic	VICTORY	\$18,789.00
EC-413	Wood	DELIGHT	\$18,145.00
MEC-413	Metal/Plastic	DELIGHT	\$20,617.00
EC-421	Wood	HIDE & SEEK	\$26,819.00
MEC-421	Metal/Plastic	HIDE & SEEK	\$32,160.00

Part No.	Material	Description	MSRP*
EarlyWorks Structures Not Shown in Catalog (available on website)			
EC-424	Wood	Borough	\$33,573.00
MEC-424	Metal/Plastic	Borough	\$40,456.00
EC-425	Wood	Hub	\$12,078.00
MEC-425	Metal/Plastic	Hub	\$14,521.00
EC-426	Wood	Nook	\$14,062.00
MEC-426	Metal/Plastic	Nook	\$16,273.00
EC-427	Wood	Laurel	\$27,357.00
MEC-427	Metal/Plastic	Laurel	\$31,273.00
EC-428	Wood	Nest	\$18,915.00
MEC-428	Metal/Plastic	Nest	\$21,630.00
EC-429	Wood	Roost	\$18,040.00
MEC-429	Metal/Plastic	Roost	\$22,673.00
EC-430	Wood	Hideout	\$15,135.00
MEC-430	Metal/Plastic	Hideout	\$19,776.00
EC-431	Wood	Alcove	\$21,951.00
MEC-431	Metal/Plastic	Alcove	\$23,032.00
EC-432	Wood	Fortress	\$28,850.00
MEC-432	Metal/Plastic	Fortress	\$29,641.00
EC-433	Wood	Harbor	\$28,281.00
MEC-433	Metal/Plastic	Harbor	\$29,024.00
EC-435	Wood	Habitat	\$21,581.00
MEC-435	Metal/Plastic	Habitat	\$22,901.00
EC-436	Wood	Greenhouse	\$22,313.00
MEC-436	Metal/Plastic	Greenhouse	\$23,477.00
EC-437	Wood	Cavern	\$21,805.00
MEC-437	Metal/Plastic	Cavern	\$23,161.00
EC-414	Wood	Terrace	\$9,662.00
MEC-414	Metal/Plastic	Terrace	\$11,832.00
EC-405	Wood	Commander	\$13,598.00
MEC-405	Metal/Plastic	Commander	\$15,713.00
EC-805	Wood	Courtyard	\$43,622.00
MEC-805	Metal/Plastic	Courtyard	\$51,996.00
EC-725	Wood	Portico	\$17,302.00
MEC-725	Metal/Plastic	Portico	\$19,978.00
EC-411	Wood	Quest	\$21,060.00
MEC-411	Metal/Plastic	Quest	\$23,584.00
EC-680-10	Wood	Townhouse Accessible	\$19,474.00
MEC-680-10	Metal/Plastic	Townhouse Accessible	\$23,543.00
BigToys Structures for children ages 5-12 years			
BT-5518	Wood	LEGACY	\$47,717.00
MBT-5518	Metal/Plastic	LEGACY	\$54,073.00
BT-804	Wood	HICKORY	\$30,587.00
MBT-804	Metal/Plastic	HICKORY	\$34,054.00
BT-806	Wood	CEDAR	\$33,791.00
MBT-806	Metal/Plastic	CEDAR	\$41,184.00












Part No.	Material	Description	MSRP*
BT-807	Wood	PINE	\$48,329.00
MBT-807	Metal/Plastic	PINE	\$58,411.00
BT-1118-1	Wood	UNITY -ACCESSIBLE	\$28,319.00
MBT-1118-1	Metal/Plastic	UNITY -ACCESSIBLE	\$33,737.00
BT-4805	Wood	LEGEND	\$32,740.00
MBT-4805	Metal/Plastic	LEGEND	\$38,038.00
BT-900	Wood	RAINIER	\$9,931.00
MBT-900	Metal/Plastic	RAINIER	\$10,088.00
BT-2900	Wood	RETREAT	\$22,987.00
MBT-2900	Metal/Plastic	RETREAT	\$26,747.00
BT-916	Wood	MAUNA LOA	\$30,639.00
MBT-916	Metal/Plastic	MAUNA LOA	\$32,882.00
BT-222	Wood	CONUNDRUM	\$48,276.00
MBT-222	Metal/Plastic	CONUNDRUM	\$57,657.00
BT-223	Wood	CONTINUUM	\$55,528.00
MBT-223	Metal/Plastic	CONTINUUM	\$60,012.00
BT-2610	Wood	ACHIEVER	\$25,175.00
MBT-2610	Metal/Plastic	ACHIEVER	\$28,736.00
BT-3416-1	Wood	PINNACLE - ACCESSIBLE	\$21,417.00
MBT-3416-1	Metal/Plastic	PINNACLE - ACCESSIBLE	\$24,508.00
BT-217	Wood	QUADRANT	\$32,067.00
MBT-217	Metal/Plastic	QUADRANT	\$30,741.00
BT-218	Wood	SUNDIAL	\$84,906.00
MBT-218	Metal/Plastic	SUNDIAL	\$98,437.00
BT-212	Wood	CRISS CROSS	\$12,300.00
BigToys Structures for children ages 5-12 years			
MBT-212	Metal/Plastic	CRISS CROSS	\$12,140.00
BT-2107-1	Wood	ESCAPADE - ACCESSIBLE	\$13,620.00
MBT-2107-1	Metal/Plastic	ESCAPADE - ACCESSIBLE	\$15,537.00
BT-210	Wood	CANYON	\$17,964.00
MBT-210	Metal/Plastic	CANYON	\$20,282.00
BT-209	Wood	CASTAWAY	\$26,574.00
MBT-209	Metal/Plastic	CASTAWAY	\$28,770.00
BT-226	Wood	EVERGLADE	\$23,290.00
MBT-226	Metal/Plastic	EVERGLADE	\$27,421.00
BT-213	Wood	ASCEND	\$25,944.00
MBT-213	Metal/Plastic	ASCEND	\$28,020.00
BT-221	Wood	ARCHWAY	\$29,949.00
MBT-221	Metal/Plastic	ARCHWAY	\$33,440.00
BT-220	Wood	OVERPASS	\$32,816.00
MBT-220	Metal/Plastic	OVERPASS	\$37,635.00
BT-225	Wood	BRIDGE STATION	\$36,789.00
MBT-225	Metal/Plastic	BRIDGE STATION	\$41,499.00
BT-216	Wood	KINGDOM	\$36,908.00
MBT-216	Metal/Plastic	KINGDOM	\$40,859.00
BT-219	Wood	CANOPY	\$47,768.00

Part No.	Material	Description	MSRP*
MBT-219	Metal/Plastic	CANOPY	\$54,616.00
BT-214	Wood	SHERPA	\$52,934.00
MBT-214	Metal/Plastic	SHERPA	\$57,874.00
BT-211	Wood	ROBINSON	\$41,405.00
MBT-211	Metal/Plastic	ROBINSON	\$46,067.00
BigToys Structures Not Shown in Catalog (available on website)			
BT-3800	Wood	PIONEER	\$35,386.00
MBT-3800	Metal/Plastic	PIONEER	\$40,362.00
BT-2608	Wood	MOUNTAINEER	\$22,629.00
MBT-2608	Metal/Plastic	MOUNTAINEER	\$25,275.00
BT-802	Wood	HAWTHORNE	\$18,178.00
MBT-802	Metal/Plastic	HAWTHORNE	\$21,344.00
BT-2504	Wood	VISTA	\$14,626.00
MBT-2504	Metal/Plastic	VISTA	\$18,346.00
BigToys Navigator Series for children 5 to 12 years old			
BT-402	Metal/Plastic	NORTH STAR	\$10,113.00
BT-412	Metal/Plastic	TREK	\$30,185.00
BT-409	Metal/Plastic	PEAK ADVENTURE	\$25,218.00
BT-404	Metal/Plastic	COLUMBUS	\$13,299.00
BT-403	Metal/Plastic	SEEKER	\$10,635.00
BT-407	Metal/Plastic	NINA	\$11,951.00
BT-405	Metal/Plastic	PINTA	\$16,053.00
BT-401	Metal/Plastic	VOYAGE	\$20,177.00
BT-408	Metal/Plastic	MAGELLAN	\$13,081.00
BT-410	Metal/Plastic	GLOBAL	\$8,296.00
BT-406	Metal/Plastic	SANTA MARIA (not shown in catalog)	\$17,364.00
BT-411	Metal/Plastic	EXPEDITION (not shown in catalog)	\$20,187.00
BigToys Freestanding for children 5 to 12 years old			
Dynamic Motion			
BT-605	Wood	TURNACROSS	\$13,133.00
MBT-605	Metal/Plastic	TURNACROSS	\$13,496.00
BT-606	Wood	TURNACROSS - COMPACT	\$12,532.00
MBT-606	Metal/Plastic	TURNACROSS - COMPACT	\$12,961.00
BT-610	Wood	DELUXE TURNACROSS	\$16,174.00
MBT-610	Metal/Plastic	DELUXE TURNACROSS	\$16,711.00
BT-611	Wood	DELUXE TURNACROSS COMPACT	\$16,078.00
MBT-611	Metal/Plastic	DELUXE TURNACROSS COMPACT	\$16,559.00
BT-612	Wood	TURNACROSS OPEN END	\$14,997.00
MBT-612	Metal/Plastic	TURNACROSS OPEN END	\$15,425.00
ME05		ROCK 'N CROSS	\$7,037.00
ME08		EPICENTER	\$9,765.00
BT-002		WHIRL & TWIRL	\$662.00
BT-003		WHIRL & TWIRL WITH CLICKER	\$662.00
MBT-410		SYNCHRO SPINNER	\$942.00
MBT-423		SPORT DISK	\$996.00
MBT-427		SPORT BOARD	\$1,993.00

Part No.	Material	Description	MSRP*
MBT-430		SYNCHRO POD	\$418.00
BT-440		MINI CYCLONE	\$1,304.00
BT-441		CYCLONE	\$2,457.00
EC-625		MOVING TUNNELS	\$1,210.00
Climbing			
No.	Material	Name	
BT-314	Wood	CLIMBING WALL	\$4,135.00
MBT-314	Metal/Plastic	CLIMBING WALL	\$4,942.00
BT-314-2	Wood	CLIMBING WALL-OPTION 2	\$8,527.00
MBT-314-2	Metal/Plastic	CLIMBING WALL-OPTION 2	\$9,474.00
BT-314-8	Wood	CLIMBING WALL OPTION 8	\$8,141.00
MBT-314-8	Metal/Plastic	CLIMBING WALL OPTION 8	\$9,636.00
BT-318	Wood	CLIMBING WALL	\$8,034.00
MBT-318	Metal/Plastic	CLIMBING WALL	\$9,298.00
BT-315	Wood	CLIMBING WALL, 4	\$2,785.00
MBT-315	Metal/Plastic	CLIMBING WALL, 4	\$3,428.00
BT-316	Wood	CLIMBING WALL, 5	\$3,321.00
MBT-316	Metal/Plastic	CLIMBING WALL, 5	\$3,540.00
BT-317	Wood	CLIMBING WALL, 6	\$6,641.00
MBT-317	Metal/Plastic	CLIMBING WALL, 6	\$7,205.00
BT-268		PLAYSHELL FORT 8-SIDED BLUE	\$4,188.00
BT-278		PLAYSHELL CIRCULAR CLIMBER	\$1,931.00
BT-254		PLAYSHELL AMPHITHEATER	\$4,217.00
Nets			
MBT-237		Spider Net Small	\$21,470.00
MBT-238		Spider Net Medium	\$27,300.00
MBT-239		Spider Net Large	\$45,281.00
Social Play			
BT-260		CHATTER BUG	\$792.00
BT-264		FUNNY BONES-6 PLAYSHELL	\$1,318.00
BT-100	Wood	INVENT-A-GAME - FREESTANDING	\$504.00
MBT-100	Metal/Plastic	INVENT-A-GAME - FREESTANDING	\$589.00
Overhead			
BT-124	Wood	CHINNING BARS	\$1,210.00
MBT-124	Metal/Plastic	CHINNING BARS	\$1,157.00
BT-366	Wood	HANDRING MAZE	\$4,927.00
MBT-366	Metal/Plastic	HANDRING MAZE	\$5,439.00
BT-376	Wood	HANDRING TRAVERSE 5 RING	\$3,535.00
MBT-376	Metal/Plastic	HANDRING TRAVERSE 5 RING	\$4,090.00
BT-396	Wood	HANDRING TRAVERSE 13 RING	\$5,795.00
MBT-396	Metal/Plastic	HANDRING TRAVERSE 13 RING	\$6,493.00
BT-457	Wood	TRACKRIDE W/O PLATFORMS	\$3,032.00
MBT-457	Metal/Plastic	TRACKRIDE W/O PLATFORMS	\$3,171.00
BT-499	Wood	PUSH AND PULL FREESTANDING	\$3,053.00
MBT-499	Metal/Plastic	PUSH AND PULL FREESTANDING	\$3,139.00
BT-516	Wood	OVERHEAD WAVE LADDER FREESTANDING	\$3,513.00

Part No.	Material	Description	MSRP*
MBT-516	Metal/Plastic	OVERHEAD WAVE LADDER FREESTANDING	\$3,690.00
BT-566	Wood	OVERHEAD CURVED LADDER FREESTANDING	\$3,964.00
MBT-566	Metal/Plastic	OVERHEAD CURVED LADDER FREESTANDING	\$5,035.00
BT-776	Wood	SKYGAME 3 RAILS FREESTANDING	\$5,998.00
MBT-776	Metal/Plastic	SKYGAME 3 RAILS FREESTANDING	\$6,187.00
BT-786	Wood	SKYGAME 5-RAIL FREESTANDING	\$6,716.00
MBT-786	Metal/Plastic	SKYGAME 5-RAIL FREESTANDING	\$7,340.00
Traversing			
BT-520	Wood	PLAYPOD MAZE COMPACT	\$4,177.00
MBT-520	Metal/Plastic	PLAYPOD MAZE COMPACT	\$4,436.00
BT-525	Wood	PLAYPOD MAZE	\$5,313.00
MBT-525	Metal/Plastic	PLAYPOD MAZE	\$5,421.00
BT-530	Wood	PLAYPOD MAZE CURVED	\$6,801.00
MBT-530	Metal/Plastic	PLAYPOD MAZE CURVED	\$7,105.00
BT-535	Wood	PLAYPOD TRAVERSE COMPACT	\$2,818.00
MBT-535	Metal/Plastic	PLAYPOD TRAVERSE COMPACT	\$2,999.00
BT-540	Wood	PLAYPOD TRAVERSE	\$3,545.00
MBT-540	Metal/Plastic	PLAYPOD TRAVERSE	\$3,652.00
BT-545	Wood	PLAYPOD TRAVERSE CURVED	\$3,642.00
MBT-545	Metal/Plastic	PLAYPOD TRAVERSE CURVED	\$3,855.00
Traversing			
BT-600	Wood	CHAIN WALK	\$6,458.00
MBT-600	Metal/Plastic	CHAIN WALK	\$6,673.00
EC-105	Wood	BALANCE BEAMS	\$268.00
MEC-105	Metal/Plastic	BALANCE BEAMS	\$289.00
11-009		PLAYPOD PEDESTAL 6"	\$193.00
11-010		PLAYPOD PEDESTAL 12"	\$199.00
11-011		PLAYPOD PEDESTAL 18"	\$214.00
11-012		PLAYPOD PEDESTAL 24"	\$225.00
BigToys Swings			
86030	Wood	TIRE SWING	\$2,785.00
86031	Metal/Plastic	TIRE SWING	\$2,850.00
BT-205		SINGLE ORB SWING - NOT CPSC	\$6,706.00
BT-206		DOUBLE ORB SWING - NOT CPSC	\$13,279.00
86000	Wood	TO-FRO SWING	\$1,993.00
86001	Metal/Plastic	TO-FRO SWING	\$2,207.00
86002	Wood	TO-FRO SWING W/INFANT SEATS	\$2,142.00
86003	Metal/Plastic	TO-FRO SWING W/INFANT SEATS	\$2,356.00
86018		Inline Single Bay Swing 8'	\$1,114.00
86020		Accessible Inline Single Bay Swing 8'	\$1,382.00
86022		Inline Single Bay Swing 10'	\$1,371.00
86019		Additional Bay 8'	\$782.00
86021		Additional Bay Accessible 8'	\$1,071.00
86023		Additional Bay 10'	\$910.00
209426		Medium Duty Wear Mat	\$141.00
161292		Heavy Duty Wear Mat	\$223.00

Part No.	Material	Description	MSRP*
BigToys Swings			
86015	Galvanized	Belt Seat, 8'	\$193.00
S86015	Stainless	Belt Seat, 8'	\$225.00
86017	Galvanized	Belt Seat, 10'	\$214.00
S86017	Stainless	Belt Seat, 10'	\$252.00
86024	Galvanized	Belt Seat with anti-wrap hanger, 8'	\$251.00
S86024	Stainless	Belt Seat with anti-wrap hanger, 8'	\$465.00
86026	Galvanized	Belt Seat with anti-wrap hanger, 10'	\$461.00
S86026	Stainless	Belt Seat with anti-wrap hanger, 10'	\$491.00
86011	Galvanized	Made for Me, 10'	\$407.00
S86011	Stainless	Made for Me, 10'	\$493.00
86028	Galvanized	Made for Me with anti-wrap hanger, 10'	\$696.00
S86028	Stainless	Made for Me with anti-wrap hanger, 10'	\$718.00
86016	Galvanized	Tot Seat, 8'	\$279.00
S86016	Stainless	Tot Seat, 8'	\$300.00
86025	Galvanized	Tot Seat with anti-wrap hanger, 8'	\$525.00
S86025	Stainless	Tot Seat with anti-wrap hanger, 8'	\$546.00
86010	Galvanized	Made for Me, 8'	\$396.00
S86010	Stainless	Made for Me, 8'	\$482.00
86027	Galvanized	Made for Me with anti-wrap hanger, 8'	\$686.00
S86027	Stainless	Made for Me with anti-wrap hanger, 8'	\$707.00
86014	Galvanized	One-For-All, 8'	\$311.00
S86014	Stainless	One-For-All, 8'	\$372.00
86029	Galvanized	One-For-All with anti-wrap hanger, 8'	\$557.00
S86029	Stainless	One-For-All with anti-wrap hanger, 8'	\$677.00
BigToys Accessories			
BTST	GALVANIZED STAKE PACKAGE		\$18.00
NCB	12" NATURE BORDER		\$112.00
NCBAC	ACCESS NATURE BORDER W/ADAPT		\$554.00
NCBL	NATURE BORDER ADAPTOR L		\$78.00
NCBR	NATURE BORDER ADAPTOR R		\$78.00
PT12C	12" BORDER CONNECTOR		\$61.00
PT412	12" BORDER		\$61.00
PT48	8" BORDER		\$57.00
PT8C	8" BORDER CONNECTOR		\$62.00
PTAC	ACCESS BORDER		\$407.00
PTAC1	ACCESS BORDER W/ADAPT		\$579.00
PTLA	BORDER ADAPTER L		\$97.00
PTRA	BORDER ADAPTER R		\$97.00
Z99111	21" Metal Footer		\$171.00
Z99112	33" Metal Footer		\$214.00
Z99113	45" Metal Footer		\$257.00

DB = Direct Bury or In-Ground SM = Surface Mount	MSRP	PICTURE / COLOR
Melody - 9 note resonated xylophone, aluminum keys in a recycled plastic frame, 2 mallets, 1 brown recycled plastic post.	\$1,656 DB \$1,744 SM	 LIME GREEN body
Merry –11 note resonated metallophone, aluminum resonators & bars 2 mallets, 2 brown recycled plastic posts.	\$2,432 DB \$2,608 SM	 GREEN spacers
Pagoda Bells - 8 stainless steel bells, 2 mallets, 1 round brown recycled plastic post	\$3,452 DB \$3,540 SM	 SILVER Aluminum
Pegasus - 23 note resonated metallophone, aluminum bars, 2 mallets, 2 brown recycled plastic posts	\$4,224 DB \$4,400 SM	 GREEN spacers
Piper –11 note resonated marimba, aluminum resonators, fiberglass bars, 2 mallets, 2 brown recycled plastic posts.	\$2,416 DB \$2,592 SM	 BROWN spacers
Rhythm - 9 note resonated marimba, fiberglass keys, recycled plastic frame, 2 mallets, 1 brown recycled plastic post.	\$1,656 DB \$1,744 SM	 CHERRYWOOD body
Serenade * – 15 note color coded chimes in powder coated aluminum with 6 page song book, 2 mallets with built in holders, 2 recycled plastic posts. NEW	\$4,200 DB \$4,376 SM	 MULTI colored chimes
Swirl – 26 note resonated aluminum chimes, 2 mallets, 2 brown recycled plastic posts. Surface mount available with Steel Posts ONLY – see options page	\$5,248 DB	 ORANGE spacers
Tuned Drums -Set of 5 PVC hand drums with caps in 2 sizes Normal or Toddler Tuned Drums —includes mount kit & all hardware - Surface Mount(SM) Drum bodies – GREEN ONLY Caps colors – Rainbow, Moss, or Taupe caps	\$2,988 DB \$3,352 SM	 GREEN / RAINBOW  GREEN / NATURAL
Yantzee –10 bass note resonated metallophone, aluminum bars, 2 mallets, 2 brown recycled plastic posts.	\$4,000 DB \$4,176 SM	 BLUE frame & spacers
Manta Ray -36 note metallophone, aluminum chimes, powder coated steel frame, 4 mallets for in-ground or surface mount.	\$4,360 DB or SM	 SILVER Aluminum/Steel

Collections - Save \$\$ off MSRP individual prices	MSRP	Chosen for the variety of harmonic sounds and styles
<u>Flower Collection</u> - 4 Flowers – Saves \$497	\$2,999	Standard Colors Only
All 4 flowers in Turquoise, Orange, Blue and Yellow – 1 mallet each		In-Ground or Surface Mount
<u>Weenotes Collection</u> - 3 Weenotes – Saves \$700	\$7,152	Standard Options Only NO SUBSTITUTIONS
Griffin – Tan, with 2 recycled plastic posts & 2 mallets for in-ground install		
Merry – Green, with 2 recycled plastic posts & 2 mallets for in-ground install		
Piper – Brown, with 2 recycled plastic posts & 2 mallets for in-ground install		
<u>Starter Collection</u> – 3 Instruments- Saves \$1,000	\$9,448	Standard Options and Colors Only NO SUBSTITUTIONS
Duet - Blue, with 2 recycled plastic posts & 2 mallets for in-ground install		
Drums – Set of 5 in Green with rainbow or natural caps for in-ground install		
Yantzee – Blue, 2 recycled plastic posts & 2 mallets for in-ground install		
<u>Deluxe Collection</u> – 4 Instruments – Saves \$1,800	\$14,784	Standard Options and Colors Only NO SUBSTITUTIONS
Imbarimba –Yellow, 2 recycled plastic posts & 2 mallets for in-ground install		
Swirl – Orange, 2 recycled plastic posts & 2 mallets for in-ground install		
Yantzee – Blue, 2 recycled plastic posts & 2 mallets for in-ground install		
Drums – Set of 5 in Green with rainbow or natural caps for in-ground install		
<u>Premium Collection</u> – 5 Instruments – Saves \$2,400	\$19,680	Standard Options and Colors Only NO SUBSTITUTIONS
Contrabass Chimes – 7 chimes, 2 mallets poles & 4 mallets for in-ground install		
Imbarimba –Yellow, 2 recycled plastic posts & 2 mallets for in-ground install		
Swirl – Orange, 2 recycled plastic posts & 2 mallets for in-ground install		
Pegasus - Green, 2 recycled plastic posts & 2 mallets for in-ground install		
Drums – Set of 5 in Green with rainbow or natural caps for in-ground install		
<u>Sculptural Collection</u> – 6 Instruments – Saves \$2,400	\$20,332	Standard Options and Colors Only NO SUBSTITUTIONS
Contrabass Chimes – 7 chimes, 2 mallets poles & 4 mallets for in-ground install	Lilypad Cymbals –Silver, 1 steel post & 3 mallets for in-ground	
Pagoda Bells - Silver, 1 round steel post & 2 mallets for in-ground install	Aria – Silver, 1 steel post & 2 mallets for in-ground install	
Manta Ray -Silver, Steel frame & 4 mallets for in-ground or surface mount.	Swirl – Orange, 2 steel posts & 2 mallets for in-ground install	

CUSTOM INSTRUMENT OPTIONS		MSRP	4-6 week lead time
CONTRABASS CHIMES: Normal Height Only			
Additional Mallet Pole with 2 mallets		\$476	
DRUMS: In 2 sizes – Normal or Toddler Height - specify height when ordering			
Slim Portable Stand		\$1000	
Individual Drum with Cap – Specify size & color cap		\$688	
Replacement Caps – Specify size & color		\$152 each	
CADENCE–DUET-IMBARIMBA-PEGASUS-SERENADE-YANTZEE:			Normal or Toddler
Steel Posts – Surface Mount or In-ground - Silver		\$600	
Portable stand with engraved instrument name		\$276	
LILYPAD CYMBALS: Normal or Toddler Height - please specify			
Steel Post – Surface Mount or In-ground - Silver		\$300	
Portable stand with engraved instrument name		\$200	
MANTA RAY:			
Portable Stand with engraved instrument name		\$500	
PAGODA BELLS: Normal or Toddler Height - please specify			
Steel Posts – Surface Mount or In-ground - Silver		\$300	
Portable stand with engraved instrument name		\$200	
SWIRL: Normal or Toddler Height - please specify			
Steel Posts – Surface Mount or In-ground - Silver		\$800	
Wall Mountable (hardware provided) replaces posts			
MERRY – PIPER - JACK - JILL: Normal or Toddler Height - please specify			
Steel Posts – Surface Mount or In-ground - Silver		\$600	
Portable stand with engraved instrument name		\$276	
GRIFFIN: Normal or Toddler Height - please specify			
Steel Posts – Surface Mount or In-ground - Silver		\$800	
Wall Mountable (hardware provided) replaces posts			
Portable stand with engraved instrument name		\$276	
ARIA-MELODY- RHYTHM: Normal or Toddler Height - please specify			
Steel Post – Surface Mount or In-ground - Silver		\$300	
Portable stand with engraved instrument name		\$200	
COLOR CHANGE FOR POWDER COATED PARTS ONLY – Posts/frames		\$600	
MALLETS - Please specify instrument - mallets are made specifically for each instrument – they are different for most instruments, but price is the same.		\$88(ea) or\$176(set)	Inclusive Mallets – 95.00 ea or 190.00set

**U.S. COMMUNITIES 2018 PRICING SCHEDULE
SNUG PRODUCTS
6% U.S.C. DISCOUNT**

Part Number		Description	MSRP*
4024	SNUG-PRM	Primary Kit	\$ 3,499.00
4025	SNUG-EMT	Elementary Kit	\$ 5,399.00
4026	SNUG-IMD	Intermediate Kit	\$ 8,999.00
4027	SNUG-ADV	Advanced Kit	\$ 12,999.00
4028	SNUG-EXP	Expert Kit	\$ 19,999.00
400000	SNUG-BP	Bump	\$ 317.00
400119	SNUG-CN	Cone (blue)	\$ 713.00
400117	SNUG-CNY	Cone (yellow)	\$ 709.00
400122	SNUG-COG	COG	\$ 310.00
400004	SNUG-PD	SNUG PAD	\$ 386.00
400001	SNUG-SPD	SNUG SPIDER Connector	\$ 232.00
400011	SNUG-WL	SNUG WALL	\$ 825.00
400026	SNUG-WV	Wave	\$ 467.00
4021	SNUG-LPR	SNUG LOOP Ring KIT	\$ 3,759.00
4022	SNUG-CLP	SNUG COMPACT LOOP KIT	\$ 5,389.00
4023	SNUG-FLP	SNUG FULL LOOP KIT	\$ 10,999.00
4009	SNUG-MMD	SNUG MINI MOUND	\$ 1,559.00
4010	SNUG-MMDP	SNUG MINI MOUND PLUS	\$ 2,089.00
4011	SNUG-MD	Standard Mound	\$ 3,089.00
4012	SNUG-MDP	Snug Standar Mount Plus	\$ 4,289.00
4013	SNUG-MDX	SNUG MOUND EXTENDED	\$ 4,799.00
4004	SNUG-STOR	Storage Unit	\$ 2,499.00
400123	SNUG-50NL	Set of 50 Noodles*	\$ 549.00





U.S. COMMUNITIES 2018 PRICING SCHEDULE

ULTRAPLAY PRODUCTS

***6% U.S.C. DISCOUNT**

Product No.	Product Description	Weight	MSRP*
Structures for children 2-5 or 5-12 years			
UPLAY-014-P	Pike's Peak (playful)	1974	\$ 13,599.00
UPLAY-014-N	Pike's Peak (natural)	1974	\$ 13,599.00
UPLAY-009-P	Carson's Canyon (playful)	1858	\$ 11,529.00
UPLAY-009-N	Carson's Canyon (natural)	1858	\$ 11,529.00
UPLAY-003-P	Signal Springs (playful)	830	\$ 9,099.00
UPLAY-003-N	Signal Springs (natural)	830	\$ 9,099.00
UPLAY-007-P	Cumberland Gap (playful)	1919	\$ 12,139.00
UPLAY-007-N	Cumberland Gap (natural)	1919	\$ 12,139.00
UPLAY-001-P	South Fork (playful)	959	\$ 5,239.00
UPLAY-001-N	South Fork (natural)	959	\$ 5,239.00
UPLAY-004-P	Hamilton Ridge (playful)	1100	\$ 6,869.00
UPLAY-004-N	Hamilton Ridge (natural)	1100	\$ 6,869.00
UPLAY-002-P	Deer Creek (playful)	1047	\$ 6,499.00
UPLAY-002-N	Deer Creek (natural)	1047	\$ 6,499.00
UPLAY-017-P	Hawk's Nest (playful)	1284	\$ 7,749.00
UPLAY-017-N	Hawk's Nest (natural)	1284	\$ 7,749.00
UPLAY-019-P	Falcon's Roost (playful)	1773	\$ 11,339.00
UPLAY-019-N	Falcon's Roost (natural)	1773	\$ 11,339.00
UPLAY-030P	Keegan's Kastle (playful)	2047	\$ 12,149.00
UPLAY-030N	Keegan's Kastle (natural)	2047	\$ 12,149.00
Footer Kits for 2-5 or 5-12 structures			
33-12-0047	South Fork Anchor Bolt	10	\$ 124.41
33-12-0084	South Fork In-Ground kit	62	\$ 245.69
33-12-0085	Deer Creek Anchor Bolt	11	\$ 155.78
33-12-0086	Deer Creek In-ground Kit	79	\$ 330.05
33-12-0087	Signal Springs Anchor Bolt	12	\$ 187.14
33-12-0088	Signal Springs In-Ground Kit	88	\$ 339.79
33-12-0089	Hamilton Ridge Anchor Bolt	11	\$ 155.78
33-12-0090	Hamilton Ridge In-Ground Kit	79	\$ 329.33
33-12-0053	Cumberland Gap Anchor Bolt	15	\$ 225.50
33-12-0095	Cumberland Gap In-Ground Kit	106	\$ 412.97
33-12-0097	Carson's Canyon Anchor Bolt	14	\$ 235.24
33-12-0098	Carson's Canyon In-Ground Kit	114	\$ 480.73
33-12-0132	Pike's Peak Anchor Bolt	15	\$ 249.87
33-12-0104	Pike's Peak In-Ground Kit	123	\$ 517.52
33-12-0134	Hawk's Nest Anchor Bolt	27	\$ 184.50
33-12-0135	Hawk's Next In-Ground Kit	79	\$ 282.90
33-12-0140	Falcon's Roost Anchor Bolt	39	\$ 265.48

Product No.	Product Description	Weight	MSRP*
33-12-0141	Falcon's Roost In-Ground Kit	114	\$ 408.98
33-12-0170	Keegans Kastle Anchor Bolt	11	\$ 209.00
33-12-0172	Keegans Kastle In-Ground Kit	120	\$ 469.00
Structures for children 5-12 years			
UPLAY-079-P	Boulder Point (playful)	2056	\$ 13,769.00
UPLAY-079-N	Boulder Point (natural)	2056	\$ 13,769.00
UPLAY-006-P	Maddie's Chase (playful)	1448	\$ 8,949.00
UPLAY-006-N	Maddie's Chase (natural)	1448	\$ 8,949.00
UPLAY-008-P	Bighorn (playful)	1720	\$ 10,359.00
UPLAY-008-N	Bighorn (natural)	1720	\$ 10,359.00
UPLAY-005-P	Timber Glen (playful)	1329	\$ 8,369.00
UPLAY-005-N	Timber Glen (natural)	1329	\$ 8,369.00
UPLAY-012-P	Rainbow Lake (playful)	2202	\$ 13,869.00
UPLAY-012-N	Rainbow Lake (natural)	2202	\$ 13,869.00
UPLAY-015-P	Slide Mountain (playful)	2289	\$ 14,399.00
UPLAY-015-N	Slide Mountain (natural)	2289	\$ 14,399.00
UPLAY-016-P	Clingman's Dome (playful)	2449	\$ 14,639.00
UPLAY-016-N	Clingman's Dome (natural)	2449	\$ 14,639.00
UPLAY-078-P	Aiden's Pass (playful)	1499	\$ 9,409.00
UPLAY-078-N	Aiden's Pass (natural)	1499	\$ 9,409.00
UPLAY-080-P	Big Sky (playful)	2285	\$ 15,689.00
UPLAY-080-N	Big Sky (natural)	2285	\$ 15,689.00
Footer Kits for 5-12 structures			
33-12-0054	Bighorn Anchor Bolt	15	\$ 197.60
33-12-0096	Bighorn In-Ground Kit	110	\$ 372.08
33-12-0081	Aiden's Pass Anchor Bolt	5	\$ 187.58
33-12-0130	Aiden's Pass In-Ground Kit	110	\$ 438.70
33-12-0091	Timber Glen Anchor Bolt	12	\$ 182.96
33-12-0092	Timber Glen In-Ground Kit	88	\$ 360.70
33-12-0093	Maddie's Chase Anchor Bolt	14	\$ 208.05
33-12-0094	Maddie's Chase In-Ground Kit	106	\$ 438.70
33-12-0055	Rainbow Lake Anchor Bolt	20	\$ 249.87
33-12-0101	Rainbow Lake In-Ground Kit	132	\$ 517.52
33-12-0082	Boulder Point Anchor Bolt	8	\$ 260.33
33-12-0110	Boulder Point In-Ground Kit	136	\$ 543.25
33-12-0105	Slide Mountain Anchor Bolt	18	\$ 323.90
33-12-0106	Slide Mountain In-Ground Kit	158	\$ 678.53
33-12-0107	Clingman's Dome Anchor Bolt	18	\$ 308.42
33-12-0108	Clingman's Dome In-Ground Kit	149	\$ 637.55
33-12-0083	Big Sky Anchor Bolt	9	\$ 287.51
33-12-0129	Big Sky In-Grond Kit	149	\$ 595.53
Add-On Accessories for UPlayToday			
02-07-5014-YLW	Bench Panel Assembly (playful)	35	\$ 326.98
02-07-5014-GRN	Bench Panel Assembly (natural)	35	\$ 326.98
02-07-5009-YLW	Drums & Rain Wheel Set Assembly (playful)	18	\$ 255.23
02-07-5009-GRN	Drums & Rain Wheel Set Assembly (natural)	18	\$ 255.23
UltraPlay Swings			

Product No.	Product Description	Weight	MSRP*
PBP-8-2SC-BLU	Double Bay Bipod Swing Set w/2 strap seats & 2 tot seats - Blue yokes	425	\$ 1,809.00
PBP-8-2SC-GRN	Double Bay Bipod Swing Set w/2 strap seats & 2 tot seats - Green yokes	425	\$ 1,809.00
PBP-8-2S-BLU	Double Bay Bipod Swing Set w/4 strap seats - Blue yokes	415	\$ 1,659.00
PBP-8-2S-GRN	Double Bay Bipod Swing Set w/4 strap seats - Green yokes	415	\$ 1,659.00
PBP-8-2C-BLU	Double Bay Bipod Swing Set w/4 tot seats - Blue yokes	430	\$ 1,939.00
PBP-8-2C-GRN	Double Bay Bipod Swing Set w/4 tot seats - Green yokes	430	\$ 1,939.00
PBP-8-1S-BLU	Single Bay Bipod Swing Set w/2 strap seats - Blue yokes	260	\$ 999.00
PBP-8-1S-GRN	Single Bay Bipod Swing Set w/2 strap seats - Green yokes	250	\$ 999.00
PBP-8-1C-BLU	Single Bay Bipod Swing Set w/2 tot seats - Blue yokes	260	\$ 1,129.00
PBP-8-1C-GRN	Single Bay Bipod Swing Set w/2 tot seats - Green yokes	250	\$ 1,129.00
02-07-0101	Infant Swing Seat, Chains, Hangers and S Hooks	21	\$ 274.00
02-07-0100	Strap Swing Seat, Chains, Hangers and S Hooks	18	\$ 209.00
55-451RB	Infant Swing Seat	8	\$ 136.00
55-451	Strap Swing Seat	5	\$ 49.00
101692	48" x 48" Rubber Wear Mat	60	\$ 222.00
UltraPlay Freestanding			
66524	Sand Spot	88	\$ 909.00
66575P	Paint & Play (playful)	81	\$ 869.00
66575N	Paint & Play (natural)	81	\$ 869.00
66506	Sailboat Sandbox	325	\$ 3,686.00
EC-126	Helicopter	580	\$ 6,427.00
66517	Flight Jet	559	\$ 3,633.00
66503	Cat's Den	228	\$ 3,509.00
66507	Educational Activity Center	389	\$ 5,086.00
66519	Game Central Station	540	\$ 7,119.00
MEC-046	TouchMath Panel	165	\$ 1,189.00
UP127	Railroad Crossing Sign	10	\$ 144.00
UP128	School Zone Sign	10	\$ 144.00
UP125	Stop Sign	10	\$ 144.00
UP126	Yield Sign	10	\$ 144.00
UP129	Set 4 Directional Signs - includes Stop, Yield, School and Railroad Signs	40	\$ 538.00
UP153	Trike Hazard Barrier Sign	10	\$ 196.00
UP154	Trike Parking Sign	10	\$ 144.00
UP155	No Trikes Sign	10	\$ 144.00
UP156	Trike Directional Arrow Sign	10	\$ 144.00
UP157	Trike Do Not Enter Sign	10	\$ 144.00
TZBAL-8	Zig Zag Balance Beam	50	\$ 529.00
UP100	Whirl & Twirl	34	\$ 662.00
UP101	Whirl & Twirl w/clicker	35	\$ 662.00
UP120	Climb & Discover Cave, Inground (Letter & Number Handholds) Playful	672	\$ 3,322.00
UP121	Climb & Discover Cave, Inground (Standard Handholds) Natural	672	\$ 3,322.00
60858	Climb & Discover Cave Surface Mount Plates only	12	\$ 62.00
UP158	Mountain Twist	242	\$ 1,899.00
02-07-0057-RED	Freestanding crawl tunnel kit (Red)	90	\$ 999.00
02-07-0057-GRN	Freestanding crawl tunnel kit (Green)	90	\$ 999.00
02-07-0079	Crawl Tunnel Inground mount kit	12	\$ 79.00
02-07-0053	Horse spring rider kit	55	\$ 529.00
02-07-0054	Truck spring rider kit	55	\$ 529.00
02-07-0055	Spring see-saws kit	90	\$ 629.00

Product No.	Product Description	Weight	MSRP*
02-07-0187	Universal spring rider footer kit See-Saws, Horse & Truck Spring Riders	38	\$ 109.00
SLIDE-P	Freestanding 4' slide (playful)	450	\$ 2,479.00
PJHLAD	Horizontal Ladder 2-5 (Junior) (BLUE)	150	\$ 739.00
PHLAD	Horizontal Ladder 5-12 (BLUE)	220	\$ 1,059.00
02-01-0025	JHLAD Tire Boost Package	75	\$ 539.00
PMOON	GeoDome	160	\$ 1,159.00



U.S. COMMUNITIES 2018 PRICING SCHEDULE
DISCOVERY CENTERS
***6% U.S.C. DISCOUNT**

Part No.	Description	Weight	MSRP*
DC-SS/02-08-0163	Super Sprout, no roof w/anchor bolt	270	\$ 2,089.00
DC-SS/02-08-0164	Super Sprout, no roof w/ground spike	278	\$ 2,089.00
DC-SSR/02-08-0163	Super Sprout, w/roof, w/anchor bolt	352	\$ 2,609.00
DC-SSR/02-08-0164	Super Sprout, w/roof, w/ground spike	370	\$ 2,609.00
02-08-0165	Super Sprout In Ground Package	39	\$ 143.00
DC-SEED/02-08-0166	Seedling, no roof w/anchor bolt	410	\$ 2,939.00
DC-SEED/02-08-0167	Seedling, no roof w/ground spike	420	\$ 2,939.00
DC-SEEDR/02-08-0166	Seeling, w/roof, w/anchor bolt	492	\$ 3,489.00
DC-SEEDR-N/02-08-0166	Seeling, w/roof (natural), w/anchor bolt	492	\$ 3,489.00
DC-SEEDR/02-08-0167	Seeling, w/roof, w/Ground spike	502	\$ 3,489.00
DC-SEEDR-N/02-08-0167	Seeling, w/roof (natural), w/Ground spike	502	\$ 3,489.00
02-08-0168	Seedling In Ground Package	39	\$ 217.00
DC-SAPR/02-08-0170	Sapling - Includes Ground Spike	698	\$ 4,119.00
DC-SAPR/02-08-0169	Sapling - Includes Anchor Bolt	680	\$ 4,119.00
02-08-0171	Sapling In-Ground Package	78	\$ 359.00
DC-PLAY/02-08-0186	Ground Level Playhouse - Includes Anchor Bolt	314	\$ 2,359.00
DC-PLAY/02-08-0187	Ground Level Playhouse - Includes Ground Spike	314	\$ 2,359.00
02-08-0188	Ground Level Playhouse In-Ground Package		\$ 194.00
DC-1SM/02-08-0200	Discovery Center 1, No Roof - Includes Ground Spike	415	\$ 2,519.00
DC-1SM/02-08-0201	Discovery Center 1, No Roof - Includes Anchor Bolt	415	\$ 2,519.00
02-08-0202	Discovery Center 1 Inground	29	\$ 134.00
DC-2MDR/02-08-0203	Discovery Center 2, With Roof - Includes Ground Spike	688	\$ 4,199.00
DC-2MDR/02-08-0204	Discovery Center 2, With Roof - Includes Anchor Bolt	688	\$ 4,199.00
02-08-0205	Discovery Center 2 Inground	47	\$ 219.00
DC-4LG/02-08-0206	Discovery Center 4 - Includes Ground Spike	875	\$ 6,279.00
DC-4LG/02-08-0207	Discovery Center 4 - Includes Anchor Bolt	875	\$ 6,279.00
02-08-0208	Discovery Center 4 Inground	64	\$ 279.00
DC-5XLG/02-08-0209	Discovery Center 5 - Includes Ground Spike	1140	\$ 7,649.00
DC-5XLG-N/02-08-0209	Discovery Center 5 (natural) - Includes Ground Spike	1140	\$ 7,649.00
DC-5XLG/02-08-0210	Discovery Center 5 - Includes Anchor Bolt	1140	\$ 7,649.00
DC-5XLG-N/02-08-0210	Discovery Center 5 (natural) - Includes Anchor Bolt	1140	\$ 7,649.00
02-08-0211	Discovery Center 5 Inground	73	\$ 355.00



U.S. COMMUNITIES 2018 PRICING SCHEDULE
EARLY PLAY PRODUCTS
***6% U.S.C. DISCOUNT**

Part No.	Description	MSRP*
UP 130	Crawl N Toddle CT Playful	\$ 2,276
UP 131	Crawl N Toddle CT Natural	\$ 2,276
UP 132	Crawl N Toddle SD Playful	\$ 2,276
UP 133	Crawl N Toddle SD Natural	\$ 2,276
UP 134	Crawl N Toddle In-ground	\$ 165
UP 135	Crawl N Toddle Surface Mount	\$ 88
UP 136	Cruise-a-Long CT Playful	\$ 1,956
UP 137	Cruise-a-Long CT Natural	\$ 1,956
UP 138	Cruise-a-Long SD Playful	\$ 1,956
UP 139	Cruise-a-Long SD Natural	\$ 1,956
UP 140	Cruise-a-Long In-ground	\$ 112
UP 141	Cruise-a-Long Surface Mount	\$ 61
UP 142	Learn-a-Lot 4-panel Playful	\$ 2,732
UP 143	Learn-a-Lot 4-panel Natural	\$ 2,732
UP 144	Learn-a-Lot 4-panel In-Ground	\$ 112
UP 145	Learn-a-Lot 4-panel Surface Mount	\$ 61
UP 146	The Big Outdoors	\$ 2,991
UP 147	The Big Outdoors - In-ground	\$ 132
UP 148	The Big Outdoors Surface mount	\$ 61
UP 149	Learn a Lot 2 panel Playful	\$ 1,759
UP 150	Learn a Lot 2 panel Natural	\$ 1,759
UP 151	Learn-a-Lot 2-panel In-Ground	\$ 88
UP 152	Learn-a-Lot 2-panel Surface Mount	\$ 49



U.S. COMMUNITIES 2018 PRICING SCHEDULE
NATUREROCKS PRODUCTS
***6% U.S.C. DISCOUNT**

Part No.	Description	Weight	MSRP*
SND-SM	NatureROCKS SANDSTONE BOULDER - SMALL	1,544	\$4,302.00
SND-MD	NatureROCKS SANDSTONE BOULDER - MEDIUM	2,223	\$10,293.00
SND-LG	NatureROCKS SANDSTONE BOULDER - LARGE	3,850	\$16,727.00
GRN-SM	NatureROCKS GRANITE BOULDER - SMALL	1,350	\$4,086.00
GRN-MD	NatureROCKS GRANITE BOULDER - MEDIUM	3,000	\$9,254.00
GRN-LG	NatureROCKS GRANITE BOULDER - LARGE	5,100	\$15,966.00
4LT	NatureROCKS 4' LOG TUNNEL	1,300	\$3,655.00
6LT	NatureROCKS 6' LOG TUNNEL	1,545	\$4,947.00
8FT	NatureROCKS 8' FALLEN TREE BALANCE BEAM	650	\$3,763.00
4HL	NatureROCKS 4' HALF LOG BALANCE BEAM	1,300	\$1,718.00
6HL	NatureROCKS 6' HALF LOG BALANCE BEAM	1,545	\$2,148.00
3TST	NatureROCKS TREE STUMPS - SET OF 3 (2-5 yr.)	759	\$2,471.00
UP500	NatureROCKS TREE STUMPS - SET OF 3 (5-12 yr.)	1,186	\$2,794.00
5TSL	NatureROCKS TREE SLICES - SET OF 5	340	\$1,287.00
3SB	NatureROCKS STEPPING BOULDERS - SET OF 3 (2-5 yr)	480	\$1,933.00
UP501	NatureROCKS STEPPING BOULDERS - SET OF 3 (5-12 yr).	1,300	\$2,148.00
5ST	NatureROCKS STEPPING TURTLES - SET OF 5	1,300	\$1,287.00
4LB	NatureROCKS 4' LOG BENCH	555	\$1,933.00
6LB	NatureROCKS 6' LOG BENCH	725	\$2,579.00
UP502	NatureROCKS SPIDER MOUNTAIN	4,200	\$14,781.00
UP503	NatureROCKS PIKE'S PEAK	1,370	\$5,172.00
UP504	NatureROCKS MOUNT HAYDEN	2,900	\$13,838.00
UP505	NatureROCKS SIERRA NEVADA	8,400	\$29,013.00
UP506	NatureROCKS MOUNT MCKINLEY	4,000	\$11,567.00
UP507	NatureROCKS THE ROCKIES	5,200	\$21,209.00
UP508	NatureROCKS CASCADE RANGE	11,300	\$44,560.00



GameTime Division
 PlayCore Wisconsin, Inc.
 150 Playcore Drive SE
 Fort Payne, AL 35967
 Tel: 800.235.2440

GAMETIME U.S. COMMUNITIES PRICE LIST 1805 FITNESS EQUIPMENT

Part No.	Part Group	Item Description	Unit	Commercial Price	USC Disc't	USC Net Price
CCA-01	45	40 Yard Single	EA	\$ 9,306.00	9%	\$ 8,468.46
CCP-01	34	CC Timing	EA	\$ 5,657.00	9%	\$ 5,147.87
CCA-02	45	40 Yard Double	EA	\$ 15,189.00	9%	\$ 13,821.99
CCP-02	34	CC Timing	EA	\$ 5,657.00	9%	\$ 5,147.87
CCP-03	34	CC Timing	EA	\$ 5,657.00	9%	\$ 5,147.87
4600	47	Fitkid-Elementary	EA	\$ 11,449.00	9%	\$ 10,418.59
4601	47	Fitkid-Junior High	EA	\$ 11,144.00	9%	\$ 10,141.04
4602	47	Fitkid-Senior High	EA	\$ 11,638.00	9%	\$ 10,590.58
4610	47	Fitkid-Elementary	EA	\$ 11,732.00	9%	\$ 10,676.12
4625	47	Balance Beam	EA	\$ 374.00	9%	\$ 340.34
4626	47	Therapeutic Balance Beam	EA	\$ 936.00	9%	\$ 851.76
4627	47	Parallel Bar 30"	EA	\$ 534.00	9%	\$ 485.94
4628	47	Parallel Bar 36"	EA	\$ 561.00	9%	\$ 510.51
4629	47	Parallel Bar 40"	EA	\$ 564.00	9%	\$ 513.24
4630	47	Parallel Bar 42"	EA	\$ 628.00	9%	\$ 571.48
4631	47	Parallel Bar 46"	EA	\$ 637.00	9%	\$ 579.67
4632	47	Parallel Bar 50"	EA	\$ 647.00	9%	\$ 588.77
4633	47	Parallel Bar 54"	EA	\$ 657.00	9%	\$ 597.87
S8645	47	Adult Fitness Unit	EA	\$ 7,336.00	9%	\$ 6,675.76
8645	47	Adult Fitness Unit	EA	\$ 8,989.00	9%	\$ 8,179.99
13171	47	Itrack Exercise Guide Frame	EA	\$ 643.00	9%	\$ 585.13
S13174	47	Joint Use Chin-Up Bar Station	EA	\$ 875.00	9%	\$ 796.25
13189	47	Fitness Rack	EA	\$ 6,721.00	9%	\$ 6,116.11
13190	47	Trapeze Rack	EA	\$ 6,497.00	9%	\$ 5,912.27
13196	47	Climbing Wall (9')	EA	\$ 3,551.00	9%	\$ 3,231.41
13197	47	Climbing Wall (10')	EA	\$ 3,861.00	9%	\$ 3,513.51
13198	47	Trapeze Rack	EA	\$ 4,959.00	9%	\$ 4,512.69
13199	47	Trapeze Rack (Aab)	EA	\$ 3,644.00	9%	\$ 3,316.04
G13201	47	3 1/2" Uprt Ass'Y Galv 3'	EA	\$ 105.00	9%	\$ 95.55
13201	47	3 1/2" Uprt Ass'Y Alum 3'	EA	\$ 105.00	9%	\$ 95.55
G13202	47	3 1/2" Uprt Ass'Y Galv 4'	EA	\$ 128.00	9%	\$ 116.48
13202	47	3 1/2" Uprt Ass'Y Alum 4'	EA	\$ 131.00	9%	\$ 119.21
G13203	47	3 1/2" Uprt Ass'Y Galv 5'	EA	\$ 150.00	9%	\$ 136.50
13203	47	3 1/2" Uprt Ass'Y Alum 5'	EA	\$ 158.00	9%	\$ 143.78
G13204	47	3 1/2" Uprt Ass'Y Galv 6'	EA	\$ 173.00	9%	\$ 157.43
13204	47	3 1/2" Uprt Ass'Y Alum 6'	EA	\$ 184.00	9%	\$ 167.44
G13210	47	3 1/2" Uprt Ass'Y Galv 7'	EA	\$ 195.00	9%	\$ 177.45
13210	47	3 1/2" Uprt Ass'Y Alum 7'	EA	\$ 210.00	9%	\$ 191.10

U.S. COMMUNITIES PRICE LIST 1805 FITNESS EQUIPMENT

Part No.	Part Group	Item Description	Unit	Commercial Price	USC Disc't	USC Net Price
G13211	47	3 1/2" Uprt Ass'Y Galv 8'	EA	\$ 218.00	9%	\$ 198.38
13211	47	3 1/2" Uprt Ass'Y Alum 8'	EA	\$ 236.00	9%	\$ 214.76
G13212	47	3 1/2" Uprt Ass'Y Galv 9'	EA	\$ 240.00	9%	\$ 218.40
13212	47	3 1/2" Uprt Ass'Y Alum 9'	EA	\$ 262.00	9%	\$ 238.42
G13213	47	3 1/2" Uprt Ass'Y Galv 10'	EA	\$ 263.00	9%	\$ 239.33
13213	47	3 1/2" Uprt Ass'Y Alum 10'	EA	\$ 288.00	9%	\$ 262.08
G13216	47	3 1/2" Uprt Ass'Y Galv 11'	EA	\$ 286.00	9%	\$ 260.26
13216	47	3 1/2" Uprt Ass'Y Alum 11'	EA	\$ 315.00	9%	\$ 286.65
G13217	47	3 1/2" Uprt Ass'Y Galv 12'	EA	\$ 308.00	9%	\$ 280.28
13217	47	3 1/2" Uprt Ass'Y Alum 12'	EA	\$ 341.00	9%	\$ 310.31
G13222	47	3 1/2" Uprt Ass'Y Galv 13'	EA	\$ 331.00	9%	\$ 301.21
13222	47	3 1/2" Uprt Ass'Y Alum 13'	EA	\$ 367.00	9%	\$ 333.97
G13223	47	3 1/2" Uprt Ass'Y Galv 14'	EA	\$ 353.00	9%	\$ 321.23
13223	47	3 1/2" Uprt Ass'Y Alum 14'	EA	\$ 393.00	9%	\$ 357.63
13243	47	Adult Climbing Wall Sign Package	EA	\$ 279.00	9%	\$ 253.89
13246I	47	Hand Cycle (Inground Mount)	EA	\$ 4,359.00	9%	\$ 3,966.69
13246S	47	Hand Cycle (Surface Mount)	EA	\$ 4,290.00	9%	\$ 3,903.90
13246F	47	Hand Cycle (Footing Mount)	EA	\$ 4,186.00	9%	\$ 3,809.26
13248I	47	Recumbent Cycle (Inground Mount)	EA	\$ 4,008.00	9%	\$ 3,647.28
13248S	47	Recumbent Cycle (Surface Mount)	EA	\$ 3,938.00	9%	\$ 3,583.58
13248F	47	Recumbent Cycle (Footing Mount)	EA	\$ 3,835.00	9%	\$ 3,489.85
13250I	47	Upright Cycle (Inground Mount)	EA	\$ 3,727.00	9%	\$ 3,391.57
13250S	47	Upright Cycle (Surface Mount)	EA	\$ 3,593.00	9%	\$ 3,269.63
13250F	47	Upright Cycle (Footing Mount)	EA	\$ 3,554.00	9%	\$ 3,234.14
13252	47	Inground Mount Package	EA	\$ 213.00	9%	\$ 193.83
13255I	47	Elliptical (Inground Mount)	EA	\$ 4,701.00	9%	\$ 4,277.91
13255S	47	Elliptical (Surface Mount)	EA	\$ 4,673.00	9%	\$ 4,252.43
13255F	47	Elliptical (Footing Mount)	EA	\$ 4,528.00	9%	\$ 4,120.48
13271I	47	Chest Press - Ada (In-Ground Mount)	EA	\$ 5,109.00	9%	\$ 4,649.19
13271S	47	Chest Press - Ada (Surface Mount)	EA	\$ 4,834.00	9%	\$ 4,398.94
13271F	47	Chest Press - Ada (Footing Mount)	EA	\$ 4,865.00	9%	\$ 4,427.15
13272I	47	Lat Pull Down - Ada (In-Ground Mount)	EA	\$ 5,127.00	9%	\$ 4,665.57
13272S	47	Lat Pull Down - Ada (Surface Mount)	EA	\$ 4,852.00	9%	\$ 4,415.32
13272F	47	Lat Pull Down - Ada (Footing Mount)	EA	\$ 4,883.00	9%	\$ 4,443.53
13274I	47	Vertical Press - Ada (In-Ground Mount)	EA	\$ 5,106.00	9%	\$ 4,646.46
13274S	47	Vertical Press - Ada (Surface Mount)	EA	\$ 4,829.00	9%	\$ 4,394.39
13274F	47	Vertical Press - Ada (Footing Mount)	EA	\$ 4,862.00	9%	\$ 4,424.42
13275	47	Plyometric Box (6")	EA	\$ 478.00	9%	\$ 434.98
13276	47	Plyometric Box (12")	EA	\$ 503.00	9%	\$ 457.73
13277	47	Plyometric Box (18")	EA	\$ 530.00	9%	\$ 482.30
13278	47	Plyometric Box (24")	EA	\$ 556.00	9%	\$ 505.96
13279	47	Balance Plank Station	EA	\$ 274.00	9%	\$ 249.34
13280	47	Balance Board Station	EA	\$ 480.00	9%	\$ 436.80
13285	47	Chin-Up Station	EA	\$ 297.00	9%	\$ 270.27

U.S. COMMUNITIES PRICE LIST 1805 FITNESS EQUIPMENT

Part No.	Part Group	Item Description	Unit	Commercial Price	USC Disc't	USC Net Price
13295	47	Push-Up Station	EA	\$ 287.00	9%	\$ 261.17
13296	47	Horizontal Chin-Up Station	EA	\$ 752.00	9%	\$ 684.32
G13297	47	3 1/2"Uprrt Ass'Y Galv 15'	EA	\$ 339.00	9%	\$ 308.49
13297	47	3 1/2"Uprrt Ass'Y Alum 15'	EA	\$ 408.00	9%	\$ 371.28
13298I	47	Hand Cycle (Accessible) - In-Grd Mount	EA	\$ 4,277.00	9%	\$ 3,892.07
13298F	47	Hand Cycle (Accessible) -Footing Mount	EA	\$ 4,033.00	9%	\$ 3,670.03
13298S	47	Hand Cycle (Accessible) - Surf Mount	EA	\$ 4,105.00	9%	\$ 3,735.55
13555I	47	Chest Press (Single) - In-Ground Mount	EA	\$ 3,681.00	9%	\$ 3,349.71
13555S	47	Chest Press (Single) - Surface Mount	EA	\$ 3,547.00	9%	\$ 3,227.77
13555F	47	Chest Press (Single) - Footing	EA	\$ 3,508.00	9%	\$ 3,192.28
13556I	47	Lat Pull Down (Single) - In-Ground Mount	EA	\$ 3,817.00	9%	\$ 3,473.47
13556S	47	Lat Pull Down (Single) - Surface Mount	EA	\$ 3,701.00	9%	\$ 3,367.91
13556F	47	Lat Pull Down (Single) - Footing	EA	\$ 3,644.00	9%	\$ 3,316.04
13557F	47	Vertical Press (Single)	EA	\$ 3,595.00	9%	\$ 3,271.45
13557I	47	Vertical Press (Single)	EA	\$ 3,801.00	9%	\$ 3,458.91
13557S	47	Vertical Press (Single)	EA	\$ 3,674.00	9%	\$ 3,343.34
13558I	47	Shoulder Rotator (In-Ground)	EA	\$ 3,664.00	9%	\$ 3,334.24
13558S	47	Shoulder Rotator (Surface Mount)	EA	\$ 3,509.00	9%	\$ 3,193.19
13558F	47	Shoulder Rotator (Footing)	EA	\$ 3,491.00	9%	\$ 3,176.81
13559I	47	Leg Press (Single)	EA	\$ 3,875.00	9%	\$ 3,526.25
13559S	47	Leg Press (Single)	EA	\$ 3,737.00	9%	\$ 3,400.67
13559F	47	Leg Press (Single)	EA	\$ 3,702.00	9%	\$ 3,368.82
13560I	47	Captain'S Chair - In-Ground Mount	EA	\$ 3,076.00	9%	\$ 2,799.16
13560S	47	Captain'S Chair - Surface Mount	EA	\$ 2,907.00	9%	\$ 2,645.37
13560F	47	Captain'S Chair - Footing	EA	\$ 2,923.00	9%	\$ 2,659.93
13561I	47	Sit Up/ Back Extension	EA	\$ 3,856.00	9%	\$ 3,508.96
13561S	47	Sit Up/ Back Extension	EA	\$ 3,491.00	9%	\$ 3,176.81
13561F	47	Sit Up/ Back Extension	EA	\$ 3,326.00	9%	\$ 3,026.66
13562I	47	Cardio Walker (In Ground)	EA	\$ 3,875.00	9%	\$ 3,526.25
13562S	47	Cardio Walker (Surface Mount)	EA	\$ 3,184.00	9%	\$ 2,897.44
13562F	47	Cardio Walker (Footer)	EA	\$ 3,192.00	9%	\$ 2,904.72
13563I	47	Leg Extension (In Ground)	EA	\$ 2,614.00	9%	\$ 2,378.74
13563S	47	Leg Extension (Surface Mount)	EA	\$ 2,502.00	9%	\$ 2,276.82
13563F	47	Leg Extension (Footer)	EA	\$ 2,320.00	9%	\$ 2,111.20
13565	47	Fitness Sign Post For Sticker	EA	\$ 190.00	9%	\$ 172.90
13566i	47	Roman Chair Squat	EA	\$ 1,504.00	9%	\$ 1,368.64
13566s	47	Roman Chair Squat	EA	\$ 1,504.00	9%	\$ 1,368.64
13566f	47	Roman Chair Squat	EA	\$ 1,289.00	9%	\$ 1,172.99
13567	47	Vault Bar Station	EA	\$ 386.00	9%	\$ 351.26
13569	47	Step-Up Fitness Station	EA	\$ 1,289.00	9%	\$ 1,172.99
13570	47	Sit-Up Station	EA	\$ 1,182.00	9%	\$ 1,075.62
13571	47	Push Up Station	EA	\$ 752.00	9%	\$ 684.32
13572	47	Parallel Bar Station	EA	\$ 698.00	9%	\$ 635.18
13573	47	Log Hop Station	EA	\$ 1,182.00	9%	\$ 1,075.62

U.S. COMMUNITIES PRICE LIST 1805 FITNESS EQUIPMENT

Part No.	Part Group	Item Description	Unit	Commercial Price	USC Disc't	USC Net Price
13574	47	Knee Lift Station	EA	\$ 537.00	9%	\$ 488.67
13575	47	Joint Use Chin-Up Bar Station	EA	\$ 1,074.00	9%	\$ 977.34
13576	47	Hurdle Station	EA	\$ 386.00	9%	\$ 351.26
13577	47	Assisted Horizontal Chin Up Station	EA	\$ 1,676.00	9%	\$ 1,525.16
13578	47	High Jump Station	EA	\$ 688.00	9%	\$ 626.08
13579	47	Body Curl Station	EA	\$ 1,451.00	9%	\$ 1,320.41
13580	47	Bench Dip Station	EA	\$ 1,353.00	9%	\$ 1,231.23
13581	47	Balance Beam Station	EA	\$ 429.00	9%	\$ 390.39
13582I	47	Chin Up Hi In Ground Mt	EA	\$ 1,289.00	9%	\$ 1,172.99
13582S	47	Chin Up Hi Surface Mt	EA	\$ 2,364.00	9%	\$ 2,151.24
13583I	47	Chin Up Low In Ground	EA	\$ 1,289.00	9%	\$ 1,172.99
13583S	47	Chin Up Low Surface Mt	EA	\$ 2,364.00	9%	\$ 2,151.24
13584I	47	Chin up Accessible In Ground Mt	EA	\$ 1,289.00	9%	\$ 1,172.99
13584S	47	Chin up Accessible Surface Mt	EA	\$ 2,364.00	9%	\$ 2,151.24
13585I	47	Chin Up Hi Lo Combo In Ground	EA	\$ 2,041.00	9%	\$ 1,857.31
13585S	47	Chin Up Hi Lo Combo Surface Mt	EA	\$ 3,868.00	9%	\$ 3,519.88
13586I	47	Horizontal Chin Up In ground	EA	\$ 1,289.00	9%	\$ 1,172.99
13586S	47	Horizontal Chin Up Surface Mt	EA	\$ 2,901.00	9%	\$ 2,639.91
13587I	47	Push Up Hi In ground	EA	\$ 966.00	9%	\$ 879.06
13587S	47	Push Up Hi Surface Mt	EA	\$ 2,256.00	9%	\$ 2,052.96
13588I	47	Push Up Lo In ground	EA	\$ 966.00	9%	\$ 879.06
13588S	47	Push Up Lo Surface Mt	EA	\$ 2,256.00	9%	\$ 2,052.96
13589I	47	Push Up Hi/Lo In ground	EA	\$ 1,612.00	9%	\$ 1,466.92
13589S	47	Push Up Hi/Lo Surface Mt	EA	\$ 3,116.00	9%	\$ 2,835.56
13590I	47	Combo Fitness Hub In ground	EA	\$ 3,868.00	9%	\$ 3,519.88
13590S	47	Combo Fitness Hub Surface Mt	EA	\$ 5,696.00	9%	\$ 5,183.36
13591	47	Fitness Overhead Ladder	EA	\$ 3,686.00	9%	\$ 3,354.26
13600	47	Floating Boards (Pro)	EA	\$ 11,219.00	9%	\$ 10,209.29
13601	47	Sway Steps (Pro)	EA	\$ 16,254.00	9%	\$ 14,791.14
13603	47	Traverse Wall (Pro)	EA	\$ 11,414.00	9%	\$ 10,386.74
13604	47	Corridor (Pro)	EA	\$ 15,343.00	9%	\$ 13,962.13
13608	47	Agility Trainer	EA	\$ 2,984.00	9%	\$ 2,715.44
13610	47	Half Rounds	EA	\$ 850.00	9%	\$ 773.50
13611	47	Corridor (Youth)	EA	\$ 10,552.00	9%	\$ 9,602.32
13612	47	Sway Steps (Youth)	EA	\$ 12,129.00	9%	\$ 11,037.39
13613	47	Floating Boards (Youth)	EA	\$ 10,354.00	9%	\$ 9,422.14
13614	47	Up & Over (Youth)	EA	\$ 3,742.00	9%	\$ 3,405.22
13615	47	Balance Walk	EA	\$ 2,349.00	9%	\$ 2,137.59
13617	47	Traverse Wall (Youth)	EA	\$ 7,525.00	9%	\$ 6,847.75
13619	47	Up & Over (Pro)	EA	\$ 5,084.00	9%	\$ 4,626.44
13620	47	Pro 3000 Welcome Sign (Std)	EA	\$ 1,762.00	9%	\$ 1,603.42
13621	47	Pro 3000 Welcome Sign (Custom)	EA	\$ 2,051.00	9%	\$ 1,866.41
13622	47	Pro 4000 Welcome Sign (Std)	EA	\$ 1,762.00	9%	\$ 1,603.42
13623	47	Pro 4000 Welcome Sign (Custom)	EA	\$ 2,051.00	9%	\$ 1,866.41

U.S. COMMUNITIES PRICE LIST 1805 FITNESS EQUIPMENT

Part No.	Part Group	Item Description	Unit	Commercial Price	USC Disc't	USC Net Price
13624	47	Pro 5000 Welcome Sign (Std)	EA	\$ 1,762.00	9%	\$ 1,603.42
13625	47	Pro 5000 Welcome Sign (Custom)	EA	\$ 2,051.00	9%	\$ 1,866.41
13626	47	40 Yard Dash Sign (Std)	EA	\$ 1,940.00	9%	\$ 1,765.40
13627	47	40 Yard Dash Sign (Custom)	EA	\$ 2,051.00	9%	\$ 1,866.41
13628	47	Youth 3000 Welcome Sign (Std)	EA	\$ 1,760.00	9%	\$ 1,601.60
13629	47	Youth 3000 Welcome Sign (Custom)	EA	\$ 2,051.00	9%	\$ 1,866.41
13630	47	Youth 4000 Welcome Sign (Std)	EA	\$ 1,762.00	9%	\$ 1,603.42
13631	47	Youth 4000 Welcome Sign (Custom)	EA	\$ 2,051.00	9%	\$ 1,866.41
13632	47	Youth 5000 Welcome Sign (Std)	EA	\$ 1,762.00	9%	\$ 1,603.42
13633	47	Youth 5000 Welcome Sign (Custom)	EA	\$ 2,051.00	9%	\$ 1,866.41
13634	47	40 Yard Dash Scoreboard Pkg (Dbl)	EA	\$ 14,442.00	9%	\$ 13,142.22
13636	47	Photo Booth	EA	\$ 11,383.00	9%	\$ 10,358.53
13638	47	40 Yard Dash Scoreboard Pkg (Sgl)	EA	\$ 8,559.00	9%	\$ 7,788.69
13639	47	40 Yard Dash Scoreboard Upright	EA	\$ 747.00	9%	\$ 679.77
13640	47	Challenge Course Timing Scorebd Pkg	EA	\$ 4,075.00	9%	\$ 3,708.25
13641	47	Challenge Course Timing Uprt Pkg	EA	\$ 1,582.00	9%	\$ 1,439.62
13642	47	Pro 3000	EA	\$ 72,748.00	9%	\$ 66,200.68
13643	47	Pro 4000	EA	\$ 77,188.00	9%	\$ 70,241.08
13644	47	Pro 5000	EA	\$ 100,823.00	9%	\$ 91,748.93
13645	47	Youth 3000	EA	\$ 59,532.00	9%	\$ 54,174.12
13646	47	Youth 4000	EA	\$ 67,447.00	9%	\$ 61,376.77
13647	47	Youth 5000	EA	\$ 85,114.00	9%	\$ 77,453.74
13649	47	Start & Stop Bollard Pro Non-Timing	EA	\$ 446.00	9%	\$ 405.86
13650	47	Start & Stop Bollard Youth Non-Timing	EA	\$ 445.00	9%	\$ 404.95
13651	47	Challenge Course Timing Upr Pkg	EA	\$ 1,582.00	9%	\$ 1,439.62
13652	47	U-Turn Ramp	EA	\$ 8,478.00	9%	\$ 7,714.98
13653	47	Ninja Steps Pro	EA	\$ 12,695.00	9%	\$ 11,552.45
13654	47	Ninja Steps Youth	EA	\$ 8,360.00	9%	\$ 7,607.60
13655	47	Vault Wall	EA	\$ 3,192.00	9%	\$ 2,904.72
14900	47	Assisted Balance Walk	EA	\$ 1,545.00	9%	\$ 1,405.95
14901	47	Assisted Step Trainer	EA	\$ 2,889.00	9%	\$ 2,628.99
14902	47	Assisted Functional Trainer	EA	\$ 2,192.00	9%	\$ 1,994.72
14903	47	Step Around Station	EA	\$ 1,850.00	9%	\$ 1,683.50
14904	47	Skill Trainer	EA	\$ 2,486.00	9%	\$ 2,262.26
14911	47	Thrive 250	EA	\$ 10,077.00	9%	\$ 9,170.07
14911S	47	Thrive 250 Surface Mount	EA	\$ 10,077.00	9%	\$ 9,170.07
14912	47	Thrive 450	EA	\$ 20,255.00	9%	\$ 18,432.05
14912S	47	Thrive 450 Surface Mount	EA	\$ 20,255.00	9%	\$ 18,432.05
14914	47	Chin-Up Step-Up Station	EA	\$ 194.00	9%	\$ 176.54
15504	47	Parallel Bar (Accessible)	EA	\$ 1,308.00	9%	\$ 1,190.28
FT17004	15	Fit Team	EA	\$ 15,020.00	9%	\$ 13,668.20
FT17006	15	City Fit	EA	\$ 30,211.00	9%	\$ 27,492.01
FT17007	15	Circuit Training	EA	\$ 25,539.00	9%	\$ 23,240.49
FT17201	15	Fit Corner	EA	\$ 10,003.00	9%	\$ 9,102.73

U.S. COMMUNITIES PRICE LIST 1805 FITNESS EQUIPMENT

Part No.	Part Group	Item Description	Unit	Commercial Price	USC Disc	USC Net Price
FT18000	15	Harbor Fit	EA	\$ 28,834.00	9%	\$ 26,238.94
FT18001	15	Training Zone	EA	\$ 61,759.00	9%	\$ 56,200.69
FT18006	15	Fit City	EA	\$ 30,458.00	9%	\$ 27,716.78
FT18007	15	Training Circuit	EA	\$ 25,786.00	9%	\$ 23,465.26

WaterFit Series


WHERE THE GYM MEETS WATER

The newest trend in aquatic fitness. This European-influenced, versatile aquatic exercise equipment uses water as a natural form of resistance for an effective, low-impact workout that is perfect for rehabilitation patients or water enthusiasts. The bicycle, trampoline, and treadmill are lightweight for easy placement and removal from the water; and come in a wide variety of colors. **WaterFit** your way into shape with these aquatic fitness products for an intense, yet therapeutic workout.

- *Heavy duty polypropylene construction*
- *Lightweight*
- *Used in depths from 3.9 - 5.5 feet*
- *Low maintenance*
- *2-year limited warranty*



Available Colors




2018 WaterFit Series Price Schedule

WHERE THE GYM MEETS THE WATER

Part Number	Description	MSRP	US Comm
WF-BIKE	WaterFit Bike	\$ 2,240.00	\$ 2,016
WF-JUMP	WaterFit Trampoline	\$ 1,581.00	\$ 1,423
WF-RUN	WaterFit Treadmill	\$ 2,295.00	\$ 2,066

Available Colors





**Colorado Time Systems
US Communities 2018
Price List**

Configuration	Retail	US Communities	Part #
6-lane, 1 watch per lane	\$2,485.00	\$2,236.50	WTS-D1061
6-lane, 2 watches per lane	\$3,385.00	\$3,046.50	WTS-D1062
6-lane, 3 watches per lane	\$4,275.00	\$3,847.50	WTS-D1063
8-lane, 1 watch per lane	\$2,840.00	\$2,556.00	WTS-D1081
8-lane, 2 watches per lane	\$4,080.00	\$3,672.00	WTS-D1082
8-lane, 3 watches per lane	\$5,350.00	\$4,815.00	WTS-D1083
10-lane, 1 watch per lane	\$3,065.00	\$2,758.50	WTS-D1101
10-lane, 2 watches per lane	\$4,690.00	\$4,221.00	WTS-D1102
10-lane, 3 watches per lane	\$6,285.00	\$5,656.50	WTS-D1103
Dolphin Accessories			
Dolphin Base Unit	\$645.00	\$580.50	R-1004-0505
Dolphin Stopwatch	\$195.00	\$175.50	R-1004-0506
Dolphin Starter	\$325.00	\$292.50	R-1004-0507
Start Systems & Accessories			
Infinity Start System	\$940.00	\$846.00	INF-SSM
Championship Start System - Wired	\$1,395.00	\$1,255.50	SS
Tripod for Championship/Infinity Start Systems	\$195.00	\$175.50	TR-3
Additional External Speaker	\$195.00	\$175.50	R-INF-SP125/R-SP-125
Kit-Dolphin starter to Infinity	\$115.00	\$103.50	K-DSS-1
Kit-Dolphin starter to Champ	\$115.00	\$103.50	K-DSS-2
Scoreboard Options			
Portable scoreboard 5" led digits - Displays Event/Heat (TOP), Displays Lane, Place, Time (Bottom)	\$2,265.00	\$2,038.50	P01-1-0001
Dolphin Wireless Adapter	\$580.00	\$522.00	K-DSCB
Portable scoreboard 5" led digits - Displays Lane, Place, Time (Top/Bottom)	\$2,265.00	\$2,038.50	P01-1-0002
Dolphin Wireless Adapter	\$580.00	\$522.00	K-DSCB

Each Dolphin System includes the handheld watches (quantities as specified), a base unit with USB cable to connect to laptop, Dolphin Hy-Tek interface module, a starter unit and carrying case. If a customer has a Colorado Start System that they will be utilizing, the cable from the starter to the start system must be purchased separately. The Dolphin Hy-Tek interface module cannot be purchased separately.

If you have any questions, please do not hesitate to contact your sales representative



2018 RoadRunner Price Schedule

Cross Country and Track Wireless Timing

U.S. COMMUNITIES 2018 PRICE LIST COLORADO TIME SYSTEMS

Wireless Track Timing System			
Part No.	Description	MSRP	US Communities
WTS-RRT06	6-Lane Wireless Track Timing System	\$ 2,448.00	\$ 2,203.00
WTS-RRT08	8-Lane Wireless Track Timing System	\$ 2,780.00	\$ 2,502.00
Wireless Cross Country Timing System			
Part No.	Description	MSRP	US Communities
WTS-RRXC1	Cross Country Wireless Timing System	\$ 638.00	\$ 574.00
WTS-RRXC1S	Cross Country Wireless Timing System w/starter Unit	\$ 867.00	\$ 780.00
WTS-RRXC2S	Cross Country Wireless Timing System w/starter Unit and backup timer	\$ 1,046.00	\$ 941.00
Additional Parts and Accessories			
Part No.	Description	MSRP	US Communities
R-1004-0526	Lane Timer	\$ 175.00	\$ 158.00
R-1004-0524	Starter	\$ 245.00	\$ 221.00
R-1004-0525	Group Timer	\$ 175.00	\$ 158.00
R-1004-0528	PCIF	\$ 215.00	\$ 194.00
R-1004-0529	Repeater	\$ 347.00	\$ 312.00
TR-4	Replacement Tripod for Repeater	\$ 128.00	\$ 115.00
Scoreboard Options			
Part No.	Description	MSRP	US Communities
P01-1-0001	Two-line mini LED Scoreboard will display Event/Heat and Lane/Place/Time and includes 3in legs and handle for easy portability.	\$ 2,270.00	\$ 2,043.00
P01-1-0002	Two-line mini LED Scoreboard will display Lane/Place/Time and includes 3in legs and handle for easy portability.	\$ 2,270.00	\$ 2,043.00
MK-11	Pipe stand for one mini scoreboard	\$ 170.00	\$ 153.00
MK-12	Pipe stand for two mini scoreboards	\$ 230.00	\$ 207.00
R-1004-0544	Kit- Scoreboard Adapter - must be ordered separately	\$ 580.00	\$ 522.00
PA-0017	6-Lane Multiline Scoreboard, Displays Lanes 1-6 and Event/Heat - Can be permanently mounted or portable	\$ 6,305.00	\$ 5,675.00
PA-0018	8-Lane Multiline Scoreboard, Displays Lanes 1-8 and Event/Heat - Can be permanently mounted or portable	\$ 7,982.00	\$ 7,184.00
CAD-MINI-4	Single Sided Portable Caddy for 6-Lane Multiline Scoreboard	\$ 1,071.00	\$ 964.00
CAD-MINI-5	Single Sided Portable Caddy for 8-Lane Multiline Scoreboard	\$ 1,265.00	\$ 1,139.00



U.S. COMMUNITIES 2018 PRICING SCHEDULE EVERLAST PRODUCTS

Item Number	Product Description	Commercial Price	USC Discount	USC Price
8' H Standard Traverse Walls				
ECStd8H4pnls	Standard 8'x4' - Panels and Holds only	\$ 460.00	10%	\$ 414.00
ECStd8H20pnls	Standard 8'x20' - Panels and Holds only	\$ 2,300.00	10%	\$ 2,070.00
ECStd8H40pnls	Standard 8'x40' - Panels and Holds only	\$ 4,600.00	10%	\$ 4,140.00
ECStd8H4pkg2mats	Standard 8'x4' - Package with 2" mats	\$ 734.00	10%	\$ 660.60
ECStd8H20pkg2mats	Standard 8'x20' - Package with 2" mats	\$ 3,670.00	10%	\$ 3,303.00
ECStd8H40pkg2mats	Standard 8'x40' - Package with 2" mats	\$ 7,220.00	10%	\$ 6,498.00
10' High Standard Traverse Walls				
ECStd10H4pnls	Standard 10'x4' - Panels and Holds only	\$ 550.00	10%	\$ 495.00
ECStd10H20pnls	Standard 10'x20' - Panels and Holds only	\$ 2,662.00	10%	\$ 2,395.80
ECStd10H40pnls	Standard 10'x40' - Panels and Holds only	\$ 5,324.00	10%	\$ 4,791.60
ECStd10H4pkg2mats	Standard 10'x4' - Package with 2" mats	\$ 830.00	10%	\$ 747.00
ECStd10H20pkg2mats	Standard 10'x20' - Package with 2" mats	\$ 4,150.00	10%	\$ 3,735.00
ECStd10H40pkg2mats	Standard 10'x40' - Package with 2" mats	\$ 8,189.00	10%	\$ 7,370.10
8' H Magna Traverse Walls				
ECMagna8H4pnls	Magna 8'x4' - Panels and Holds only	\$ 525.00	10%	\$ 472.50
ECMagna8H20pnls	Magna 8'x20' - Panels and Holds only	\$ 2,625.00	10%	\$ 2,362.50
ECMagna8H40pnls	Magna 8'x40' - Panels and Holds only	\$ 5,250.00	10%	\$ 4,725.00
ECMagna8H4pkg2mats	Magna 8'x4' - Package with 2" mats	\$ 813.00	10%	\$ 731.70
ECMagna8H20pkg2mats	Magna 8'x20' - Package with 2" mats	\$ 4,065.00	10%	\$ 3,658.50
ECMagna8H40pkg2mats	Magna 8'x40' - Package with 2" mats	\$ 8,130.00	10%	\$ 7,317.00
10' High Magna Traverse Walls				
ECMagna10H4pnls	Magna 10'x4' - Panels and Holds only	\$ 608.00	10%	\$ 547.20
ECMagna10H20pnls	Magna 10'x20' - Panels and Holds only	\$ 3,040.00	10%	\$ 2,736.00
ECMagna10H40pnls	Magna 10'x40' - Panels and Holds only	\$ 6,080.00	10%	\$ 5,472.00
ECMagna10H4pkg2mats	Magna 10'x4' - Package with 2" mats	\$ 904.00	10%	\$ 813.60
ECMagna10H20pkg2mats	Magna 10'x20' - Package with 2" mats	\$ 4,520.00	10%	\$ 4,068.00
ECMagna10H40pkg2mats	Magna 10'x40' - Package with 2" mats	\$ 9,040.00	10%	\$ 8,136.00
8' H Relief-Feature Traverse Walls				
ECRel8H4pnls	Relief-Feature 8'x4' - Panels and Holds only	\$ 689.00	10%	\$ 620.10
ECRel8H20pnls	Relief-Feature 8'x20' - Panels and Holds only	\$ 3,445.00	10%	\$ 3,100.50
ECRel8H40pnls	Relief-Feature 8'x40' - Panels and Holds only	\$ 6,890.00	10%	\$ 6,201.00
ECRel8H4pkg2mats	Relief-Feature 8'x4' - Package with 2" mats	\$ 986.00	10%	\$ 887.40
ECRel8H20pkg2mats	Relief-Feature 8'x20' - Package with 2" mats	\$ 4,930.00	10%	\$ 4,437.00
ECRel8H40pkg2mats	Relief-Feature 8'x40' - Package with 2" mats	\$ 9,860.00	10%	\$ 8,874.00
10' High Relief-Feature Traverse Walls				
ECRel10H4pnls	Relief-Feature 10'x4' - Panels and Holds only	\$ 772.00	10%	\$ 694.80
ECRel10H20pnls	Relief-Feature 10'x20' - Panels and Holds only	\$ 3,860.00	10%	\$ 3,474.00
ECRel10H40pnls	Relief-Feature 10'x40' - Panels and Holds only	\$ 7,720.00	10%	\$ 6,948.00
ECRel10H4pkg2mats	Relief-Feature 10'x4' - Package with 2" mats	\$ 1,068.00	10%	\$ 961.20
ECRel10H20pkg2mats	Relief-Feature 10'x20' - Package with 2" mats	\$ 5,340.00	10%	\$ 4,806.00
ECRel10H40pkg2mats	Relief-Feature 10'x40' - Package with 2" mats	\$ 10,680.00	10%	\$ 9,612.00

Item Number	Product Description	Commercial Price	USC Discount	USC Price
8' H Magna Relief-Feature Traverse Walls				
ECMagRel8H4pnls	Magna Relief-Feature 8'x4' - Panels and Holds only	\$ 744.00	10%	\$ 669.60
ECMagRel8H20pnls	Magna Relief-Feature 8'x20' - Panels and Holds only	\$ 3,720.00	10%	\$ 3,348.00
ECMagRel8H40pnls	Magna Relief-Feature 8'x40' - Panels and Holds only	\$ 7,440.00	10%	\$ 6,696.00
ECMagRel8H4pkg2mats	Magna Relief-Feature 8'x4' - Package with 2" mats	\$ 1,061.00	10%	\$ 954.90
ECMagRel8H20pkg2mats	Magna Relief-Feature 8'x20' - Package with 2" mats	\$ 5,305.00	10%	\$ 4,774.50
ECMagRel8H40pkg2mats	Magna Relief-Feature 8'x40' - Package with 2" mats	\$ 10,610.00	10%	\$ 9,549.00
10' High Magna Relief-Feature Traverse Walls				
ECMagRel10H4pnls	Magna Relief-Feature 10'x4' - Panels and Holds only	\$ 815.00	10%	\$ 733.50
ECMagRel10H20pnls	Magna Relief-Feature 10'x20' - Panels and Holds only	\$ 4,075.00	10%	\$ 3,667.50
ECMagRel10H40pnls	Magna Relief-Feature 10'x40' - Panels and Holds only	\$ 8,150.00	10%	\$ 7,335.00
ECMagRel10H4pkg2mats	Magna Relief-Feature 10'x4' - Package with 2" mats	\$ 1,111.00	10%	\$ 999.90
ECMagRel10H20pkg2mats	Magna Relief-Feature 10'x20' - Package with 2" mats	\$ 5,555.00	10%	\$ 4,999.50
ECMagRel10H40pkg2mats	Magna Relief-Feature 10'x40' - Package with 2" mats	\$ 11,110.00	10%	\$ 9,999.00
8' H Sandstone Relief-Feature Traverse Walls				
ECSandRel8H4pnls	Sandstone Relief-Feature 8'x4' - Panels and Holds only	\$ 862.00	10%	\$ 775.80
ECSandRel8H20pnls	Sandstone Relief-Feature 8'x20' - Panels and Holds only	\$ 4,192.00	10%	\$ 3,772.80
ECSandRel8H40pnls	Sandstone Relief-Feature 8'x40' - Panels and Holds only	\$ 8,384.00	10%	\$ 7,545.60
ECSandRel8H4pkg2mats	Sandstone Relief-Feature 8'x4' - Package with 2" mats	\$ 1,136.00	10%	\$ 1,022.40
ECSandRel8H20pkg2mats	Sandstone Relief-Feature 8'x20' - Package with 2" mats	\$ 5,680.00	10%	\$ 5,112.00
ECSandRel8H40pkg2mats	Sandstone Relief-Feature 8'x40' - Package with 2" mats	\$ 11,360.00	10%	\$ 10,224.00
10' High Sandstone Relief-Feature Traverse Walls				
ECSandRel10H4pnls	Sandstone Relief-Feature 10'x4' - Panels and Holds only	\$ 1,091.00	10%	\$ 981.90
ECSandRel10H20pnls	Sandstone Relief-Feature 10'x20' - Panels and Holds only	\$ 5,335.00	10%	\$ 4,801.50
ECSandRel10H40pnls	Sandstone Relief-Feature 10'x40' - Panels and Holds only	\$ 10,670.00	10%	\$ 9,603.00
ECSandRel10H4pkg2mats	Sandstone Relief-Feature 10'x4' - Package with 2" mats	\$ 1,359.00	10%	\$ 1,223.10
ECSandRel10H20pkg2mats	Sandstone Relief-Feature 10'x20' - Package with 2" mats	\$ 6,795.00	10%	\$ 6,115.50
ECSandRel10H40pkg2mats	Sandstone Relief-Feature 10'x40' - Package with 2" mats	\$ 13,590.00	10%	\$ 12,231.00
8' High Discovery Dry Erase Traverse Walls				
ECDiscDE4pnls	Discovery Dry Erase 8'x4' - Panels and Holds only	\$ 686.00	10%	\$ 617.40
ECDiscDE20pnls	Discovery Dry Erase 8'x20' - Panels and Holds only	\$ 3,430.00	10%	\$ 3,087.00
ECDiscDE40pnls	Discovery Dry Erase 8'x40' - Panels and Holds only	\$ 6,860.00	10%	\$ 6,174.00
ECDiscDE4pkg2mats	Discovery Dry Erase 8'x4' - Package with 2" mats	\$ 982.00	10%	\$ 883.80
ECDiscDE20pkg2mats	Discovery Dry Erase 8'x20' - Package with 2" mats	\$ 4,910.00	10%	\$ 4,419.00
ECDiscDE40pkg2mats	Discovery Dry Erase 8'x40' - Package with 2" mats	\$ 9,820.00	10%	\$ 8,838.00
8' High Discovery Blackboard Traverse Walls				
ECDiscBB4pnls	Discovery Blackboard 8'x4' - Panels and Holds only	\$ 1,100.00	10%	\$ 990.00
ECDiscBB20pnls	Discovery Blackboard 8'x20' - Panels and Holds only	\$ 5,500.00	10%	\$ 4,950.00
ECDiscBB40pnls	Discovery Blackboard 8'x40' - Panels and Holds only	\$ 11,000.00	10%	\$ 9,900.00
ECDiscBB4pkg2mats	Discovery Blackboard 8'x4' - Package with 2" mats	\$ 1,396.00	10%	\$ 1,256.40
ECDiscBB20pkg2mats	Discovery Blackboard 8'x20' - Package with 2" mats	\$ 6,980.00	10%	\$ 6,282.00
ECDiscBB40pkg2mats	Discovery Blackboard 8'x40' - Package with 2" mats	\$ 13,960.00	10%	\$ 12,564.00
8' High Superior Traverse Walls				
ECSup8H4pnls	Superior Rock 8'x4' - Panels and Holds only	\$ 1,045.00	10%	\$ 940.50
ECSup8H20pnls	Superior Rock 8'x20' - Panels and Holds only	\$ 5,225.00	10%	\$ 4,702.50
ECSup8H40pnls	Superior Rock 8'x40' - Panels and Holds only	\$ 10,450.00	10%	\$ 9,405.00
ECSup8H4pkg2mats	Superior 8'x4' - Package with 2" mats	\$ 1,341.00	10%	\$ 1,206.90
ECSup8H20pkg2mats	Superior 8'x20' - Package with 2" mats	\$ 6,705.00	10%	\$ 6,034.50
ECSup8H40pkg2mats	Superior 8'x40' - Package with 2" mats	\$ 13,410.00	10%	\$ 12,069.00

Item Number	Product Description	Commercial Price	USC Discount	USC Price
8' High Adaptive Traverse Walls				
ECAdapt4pnls	Adaptive 8'x4' - Panels and Holds only	\$ 1,418.00	10%	\$ 1,276.20
ECAdapt12pnls	Adaptive 8'x12' - Panels and Holds only	\$ 4,193.00	10%	\$ 3,773.70
ECAdapt20pnls	Adaptive 8'x20' - Panels and Holds only	\$ 6,972.00	10%	\$ 6,274.80
ECAdapt4pkg	Adaptive 8'x4' - Package with 2" mats	\$ 1,710.00	10%	\$ 1,539.00
ECAdapt20pkg	Adaptive 8'x20' - Package with 2" mats	\$ 5,363.00	10%	\$ 4,826.70
ECAdapt40pkg	Adaptive 8'x40' - Package with 2" mats	\$ 8,552.00	10%	\$ 7,696.80
8' Mural Wall Traverse Walls				
20MURAL.Stock.Pkg2	20' Mural Wall Package (Mountain or Ocean)	\$ 5,790.00	10%	\$ 5,211.00
40MURAL.Stock.Pkg2	40' Mural Wall Package (Mountain or Ocean)	\$ 11,580.00	10%	\$ 10,422.00
20MURAL.Custom.Pkg2	20' Mural Wall Package Custom Image/logo	\$ 6,123.00	10%	\$ 5,510.70
40MURAL.Custom.Pkg2	40' Mural Wall Package Custom Image/logo	\$ 12,247.00	10%	\$ 11,022.30
360 Freestanding Tower				
360.8Pnl.pkg	360 Pkg. 8 pnls	\$ 9,735.00	10%	\$ 8,761.50
360.TTower.pkg.Std	360 Pkg. Tyke Tower Std.	\$ 5,312.00	10%	\$ 4,780.80
Wall Upgrades & Additions				
MATCCC	Mat Custom Color Charge	\$ 30.00	10%	\$ 27.00
PNLCCC	Panel Custom Color	\$ 30.00	10%	\$ 27.00
Playground Walls				
EC.Playwall.6std	Playground Wall 6' Pnls (12'x6')	\$ 4,250.00	10%	\$ 3,825.00
EC.Playwall.6std.add	Playground Wall 6' Additional Panel	\$ 1,416.00	10%	\$ 1,274.40
EC.Playwall.8std	Playground Wall 8' Pnls (12'x8')	\$ 5,355.00	10%	\$ 4,819.50
EC.Playwall.8std.add	Playground Wall 8' Additional Panel	\$ 1,784.00	10%	\$ 1,605.60
EC.PlaygdPnl	Outside Panel 8x4' Pnls w/holds	\$ 650.00	10%	\$ 585.00
Clear Playground Wall				
EC.Playwall.6clr	PlayGround Wall Clear 6' (12'x6')	\$ 7,221.00	10%	\$ 6,498.90
EC.Playwall.6clr.add	Playground Wall 6' Clear Additional Panel	\$ 2,648.00	10%	\$ 2,383.20
EC.Playwall.8clr	Playground Wall Clear 8' (12'x8')	\$ 7,764.00	10%	\$ 6,987.60
EC.Playwall.8clr.add	Playground Wall 8' Clear Additional Panel	\$ 2,889.00	10%	\$ 2,600.10
Mat Locking System				
EC.Mats.Cordless.4.2	2" Mats 6'x4' Cordless Matlocking System	\$ 296.00	10%	\$ 266.40
EC.Mats.Cordless.20.2	2" Mats 6'x20' Cordless Matlocking System	\$ 1,480.00	10%	\$ 1,332.00
EC.Mats.Cordless.40.2	2" Mats 6'x40' Cordless Matlocking System	\$ 2,960.00	10%	\$ 2,664.00
EC.Mats.Cordless.4.3	3" Mats 6'x4' Cordless Matlocking System	\$ 356.00	10%	\$ 320.40
EC.Mats.Cordless.20.3	3" Mats 6'x20' Cordless Matlocking System	\$ 1,780.00	10%	\$ 1,602.00
EC.Mats.Cordless.40.3	3" Mats 6'x40' Cordless Matlocking System	\$ 3,560.00	10%	\$ 3,204.00
Activities / Curriculum				
CURR.Assessment	Assessment Package	\$ 243.00	10%	\$ 218.70
CURR.CWBW	Choose Well, Be Well	\$ 180.00	10%	\$ 162.00
CURR.CAA	Climb Across America	\$ 180.00	10%	\$ 162.00
CURR.C4C	Climbing for Character	\$ 233.00	10%	\$ 209.70
CURR.CTW	Climbing The Walls Activity	\$ 119.00	10%	\$ 107.10
Safari Jungle Gym				
Play Pieces without mats				
JG.MonkeyBars	Monkey Bars	\$ 1,733.00	10%	\$ 1,559.70
JG.WildWeb	Wild Web	\$ 1,964.00	10%	\$ 1,767.60
JG.SwingSteppers	Swing Steppers	\$ 2,529.00	10%	\$ 2,276.10
JG.PlankWalk	Plank Walk	\$ 1,954.00	10%	\$ 1,758.60
JG.CircleSteppers	Disc Steppers	\$ 2,300.00	10%	\$ 2,070.00

Item Number	Product Description	Commercial Price	USC Discount	USC Price
<u>Packages w/mats</u>				
JG.MonkeyBars.2pkg	Monkey Bars Package w/2" mats	\$ 2,522.00	10%	\$ 2,269.80
JG.WildWeb.2pkg	Wild Web Package w/2" mats	\$ 2,752.00	10%	\$ 2,476.80
JG.SwingSteppers.2pkg	Swing Steppers w/2" mats	\$ 3,314.00	10%	\$ 2,982.60
JG.PlankWalk.2pkg	Plank Walk w/2" mats	\$ 2,739.00	10%	\$ 2,465.10
JG.CircleSteppers.2pkg	Disc Steppers w/2" mats	\$ 3,085.00	10%	\$ 2,776.50
Team Building				
Team.AllAboard	All Aboard Challenge	\$ 335.00	10%	\$ 301.50
Team.BridgeConnect	Bridge Connection	\$ 291.00	10%	\$ 261.90
Team.DinoEgg	Dinosaur Egg Transfer	\$ 214.00	10%	\$ 192.60
Team.LoseMarbles	Don't Lose Your Marble	\$ 79.00	10%	\$ 71.10
Team.HumanLadder	Human Ladder	\$ 126.00	10%	\$ 113.40
Team.MarbleMaze	Marble Maze	\$ 181.00	10%	\$ 162.90
Team.MemoryMaze	Memory Maze	\$ 125.00	10%	\$ 112.50
Team.MeteoriteMission	Meteorite Mission	\$ 165.00	10%	\$ 148.50
Team.Porthole	Porthole Escape Attach	\$ 101.00	10%	\$ 90.90
Team.SinkingRaft	Sinking Raft	\$ 402.00	10%	\$ 361.80
Team.SpidersWeb	Spider's Web	\$ 366.00	10%	\$ 329.40
Team.ToxicWaste	Toxic Waste Transfer	\$ 139.00	10%	\$ 125.10
Hand Holds				
HH.BEG.Blue	HH- Beginner Holds – Blue (10)	\$ 104.00	10%	\$ 93.60
HH.BEG.Green	HH- Beginner Holds – Green (10)	\$ 104.00	10%	\$ 93.60
HH.INT.Yellow	HH- Intermediate Holds – Yellow (10)	\$ 86.00	10%	\$ 77.40
HH.ADV.Red	HH- Advanced Holds – Red (10)	\$ 60.00	10%	\$ 54.00
HH.Alpha.Bolt	HH - Alphabet Bolt-on (26) Blue	\$ 149.00	10%	\$ 134.10
HH.Alpha.Single.Bolt	HH - Alphabet Single Letter Bolt-on Blue	\$ 7.00	10%	\$ 6.30
HH.Num.Single.Bol	HH- Number Bolt-on per set (10) Red	\$ 73.00	10%	\$ 65.70
HH.Character.1	HH- Climbing for Char. Set 1 (34)	\$ 184.00	10%	\$ 165.60
HH.Character.2	HH- Climbing for Char. Set 2 (29)	\$ 147.00	10%	\$ 132.30
HH.Critterz	HH- Critterz (10) Bolt On	\$ 81.00	10%	\$ 72.90
HH.Alpha.EZ	HH - Easymount Alphabet (26) Blue	\$ 149.00	10%	\$ 134.10
HH.Numbers.EZ	HH- Easymount Number (10) Red	\$ 70.00	10%	\$ 63.00
HH.Let/Num.EZ	HH- Easymount Letter/Number (1)	\$ 7.20	10%	\$ 6.48
HH.Retro.1	HH - Retro Mix 1 Blue (10) Bolt-on *	\$ 81.00	10%	\$ 72.90
HH.Retro.2	HH - Retro Mix 2 Purple (10) Bolt-on *	\$ 81.00	10%	\$ 72.90
HH.Retro.3	HH - Retro Mix 3 Red (10) Bolt-on *	\$ 81.00	10%	\$ 72.90
HH.Retro.4	HH - Retro Mix 4 Yellow (10) Bolt-on *	\$ 81.00	10%	\$ 72.90
HH.Classic.Jumbos5	HH - Classic Jumbos 5 Orange (10) Bolt-on Beginner *	\$ 86.00	10%	\$ 77.40
HH.Classic.Jumbos15	HH - Classic Jumbos 15 Orange (10) Bolt-on Beginner *	\$ 86.00	10%	\$ 77.40
HH.Classic.Jumbos17	HH - Classic Jumbos 17 Green (10) Bolt-on Beginner	\$ 86.00	10%	\$ 77.40
HH.Classic.Jumbos20	HH - Classic Jumbos 20 Yellow (10) Bolt-on Beginner	\$ 86.00	10%	\$ 77.40
HH.Classic.Keystone5	HH - Classic Keystone 5 Purple (10) Bolt-on Intermediate *	\$ 74.00	10%	\$ 66.60
HH.Classic.Keystone25	HH - Classic Keystone 25 Yellow (10) Bolt-on Intermediate	\$ 74.00	10%	\$ 66.60
HH.Classic.Keystone26	HH - Classic Keystone 26 Red (10) Bolt-on Intermediate	\$ 74.00	10%	\$ 66.60
HH.Classic.Keystone28	HH - Classic Keystone 28 Yellow (10) Bolt-on Intermediate *	\$ 74.00	10%	\$ 66.60
HH.RockRealistic	HH - Classic Rock Realis. c 1 (10) Bolt-on Intermediate*	\$ 74.00	10%	\$ 66.60
HH.Classic.Poprocks11	HH - Classic Poprocks 11 Green (10) Bolt-on Advanced	\$ 48.00	10%	\$ 43.20
HH.Classic.Poprocks13	HH - Classic Poprocks 13 Red (10) Bolt-on Advanced *	\$ 48.00	10%	\$ 43.20

Item Number	Product Description	Commercial Price	USC Discount	USC Price
Accessories				
ACC.TWCC	Traverse Wall Challenge Course	\$ 370.00	10%	\$ 333.00
ACC.BallHolder.10	Ball Holder (10) Set	\$ 171.00	10%	\$ 153.90
ACC.BallHolder.1	Ball Holder (1)	\$ 20.00	10%	\$ 18.00
ACC.PegPouch	Activity Pouch	\$ 22.00	10%	\$ 19.80
ACC.DiscPlates	Discovery Plates (10)	\$ 235.00	10%	\$ 211.50
ACC.MagnaFlags	Magna Flags (10)	\$ 83.00	10%	\$ 74.70
ACC.OutletFrame.Double	Outlet Frame Double	\$ 29.00	10%	\$ 26.10
ACC.OutletFrame.Single	Outlet Frame Single	\$ 29.00	10%	\$ 26.10
ACC.ClimbRules	Climbing Rules Sign	\$ 35.00	10%	\$ 31.50
ACC.HBOLT.Plain	H-Bolts 1-3/4" HH Plain (10)	\$ 5.00	10%	\$ 4.50
ACC.HBOLT.Zinc	H-Bolts 1-3/4" HH Zinc (10)	\$ 10.00	10%	\$ 9.00
ACC.HTNUTS.Zinc	H-T-Nuts Zinc Plated (50)	\$ 24.00	10%	\$ 21.60
ACC.TTTPaint	Tip Top Texture Paint (gallon)	\$ 48.00	10%	\$ 43.20
ACC.516.Allen	Allen Wrench 5/16" (HH)	\$ 11.00	10%	\$ 9.90
ACC.732.Allen	Allen Wrench 7/32 (tab)	\$ 11.00	10%	\$ 9.90
ACC.Star.Allen	Allen Wrench Star Security	\$ 11.00	10%	\$ 9.90
WeeKidz Challenge Course and Balance Beams				
WK.CC	WeeKidz Challenge Course	\$ 546.00	10%	\$ 491.40
WK.BB.FullSet	WeeKidz Balance Bm. Complete-5	\$ 344.00	10%	\$ 309.60
WK.BB.Alpha	WeeKidz Balance Bm Alpha-3	\$ 230.00	10%	\$ 207.00
WK.BB.Numbers	WeeKidz Balance Bm. Numbers-1	\$ 79.00	10%	\$ 71.10
WK.BB.Shapes	WeeKidz Balance Bm. Shapes-1	\$ 79.00	10%	\$ 71.10
WK.BB.FoodGroups	WeeKidz Balance Bm. Food Group-5	\$ 344.00	10%	\$ 309.60
WK.BB.Chinese	WeeKidz Balance Bm. Lang.-Chinese-1	\$ 79.00	10%	\$ 71.10
WK.BB.French	WeeKidz Balance Bm. Lang.-French-1	\$ 79.00	10%	\$ 71.10
WK.BB.Spanish	WeeKidz Balance Bm. Lang.-Spanish-1	\$ 79.00	10%	\$ 71.10
WK.BB.WorldLang	WeeKidz Balance Bm. Lang. Full-set (3)	\$ 230.00	10%	\$ 207.00
WK.BB.PuzzleLarge	WeeKidz Puzzle Bm. Lg. Set (5)	\$ 252.00	10%	\$ 226.80
WK.BB.PuzzleMed	WeeKidz Puzzle Bm. Med Set (4)	\$ 215.00	10%	\$ 193.50
WeeKidz Walls				
WK.Std4pkg2mats	WeeKidz Trav. Wall Std. 2" Pkg. (1)	\$ 815.00	10%	\$ 733.50
WK.Std12pkg2mats	WeeKidz Trav. Wall Std. 2" Pkg. (3)	\$ 2,445.00	10%	\$ 2,200.50
WK.Std20pkg2mats	WeeKidz Trav. Wall Std. 2" Pkg. (5)	\$ 3,892.00	10%	\$ 3,502.80
WK.Adapt.pnls.1	WeeKidz Adaptive DE Panels (1)	\$ 1,275.00	10%	\$ 1,147.50
WK.Adapt.pnls.3	WeeKidz Adaptive DE Panels (3)	\$ 3,769.00	10%	\$ 3,392.10
WK.Adapt.pnls.5	WeeKidz Adaptive DE Panels (5)	\$ 6,262.00	10%	\$ 5,635.80
WeeKidz Beginner Walls				
WK.Begin4pkg2mats	WeeKidz Beginner Wall Std. 2" Pkg. (1)	\$ 1,030.00	10%	\$ 927.00
WK.Begin12pkg2mats	WeeKidz Beginner Wall Std. 2" Pkg. (3)	\$ 2,985.00	10%	\$ 2,686.50
WK.Begin20pkg2mats	WeeKidz Beginner Wall Std. 2" Pkg. (5)	\$ 4,975.00	10%	\$ 4,477.50
StartFIT				
SFIT.DirectMount	StartFit System DIRECT MOUNT	\$ 687.00	10%	\$ 618.30
SFIT.FullSet	StartFit System Full Set	\$ 515.00	10%	\$ 463.50
SFIT.SmallSet	StartFit System Small Set	\$ 306.00	10%	\$ 275.40
StartFIT Carts				
SFIT.K2	StartFIT Class Cart K-2	\$ 2,834.00	10%	\$ 2,550.60
SFIT.35	StartFIT Class Cart 3-5	\$ 2,717.00	10%	\$ 2,445.30
SFIT.Fit	StartFIT Fitness Cart	\$ 2,658.00	10%	\$ 2,392.20

Item Number	Product Description	Commercial Price	USC Discount	USC Price
SFIT.Warmup	StartFIT Warmup Cart	\$ 2,126.00	10%	\$ 1,913.40



U.S. COMMUNITIES 2018 PRICING SCHEDULE POWER SYSTEMS PRODUCTS

Part No.	Description	MSRP PRICE	USC PRICE
08000	10in 4lb Kevlar Medicine Ball	\$ 91.39	\$ 82.25
08001	10in 6lb Kevlar Medicine Ball	\$ 96.69	\$ 87.02
08002	10in 8lb Kevlar Medicine Ball	\$ 101.69	\$ 91.52
08003	10in 10lb Kevlar Medicine Ball	\$ 106.69	\$ 96.02
08004	10in 12lb Kevlar Medicine Ball	\$ 111.69	\$ 100.52
08005	10in 14lb Kevlar Medicine Ball	\$ 116.99	\$ 105.29
08006	10in 16lb Kevlar Medicine Ball	\$ 121.99	\$ 109.79
08007	10in 18lb Kevlar Medicine Ball	\$ 126.99	\$ 114.29
08008	10in 20lb Kevlar Medicine Ball	\$ 131.99	\$ 118.79
08024	18in 40lb Kevlar Medicine Ball	\$ 182.69	\$ 164.42
08025	18in 60lb Kevlar Medicine Ball	\$ 202.99	\$ 182.69
08026	18in 80lb Kevlar Medicine Ball	\$ 223.39	\$ 201.05
08027	18in 100lb Kevlar Medicine Ball	\$ 263.99	\$ 237.59
08028	18in 125lb Kevlar Medicine Ball	\$ 289.39	\$ 260.45
08029	18in 150lb Kevlar Medicine Ball	\$ 314.69	\$ 283.22
08030	1.5in x 30ft Kevlar Conditioning Ropes	\$ 263.99	\$ 237.59
08031	1.5in x 50ft Kevlar Conditioning Ropes	\$ 375.69	\$ 338.12
08032	2in x 30ft Kevlar Conditioning Ropes	\$ 334.99	\$ 301.49
08033	2in x 50ft Kevlar Conditioning Ropes	\$ 497.39	\$ 447.65
08034	10lb Kevlar Sandbag	\$ 152.39	\$ 137.15
08035	15lb Kevlar Sandbag	\$ 157.39	\$ 141.65
08036	20lb Kevlar Sandbag	\$ 162.39	\$ 146.15
08037	25lb Kevlar Sandbag	\$ 167.69	\$ 150.92
08038	30lb Kevlar Sandbag	\$ 172.69	\$ 155.42
08039	35lb Kevlar Sandbag	\$ 177.69	\$ 159.92
08040	40lb Kevlar Sandbag	\$ 182.69	\$ 164.42
08041	45lb Kevlar Sandbag	\$ 187.99	\$ 169.19
08042	50lb Kevlar Sandbag	\$ 192.99	\$ 173.69
08043	60lb Kevlar Sandbag	\$ 202.99	\$ 182.69
08044	5lb Kevlar Sand Disc	\$ 30.69	\$ 27.62
08045	10lb Kevlar Sand Disc	\$ 40.69	\$ 36.62
08046	15lb Kevlar Sand Disc	\$ 50.99	\$ 45.89
08047	20lb Kevlar Sand Disc	\$ 60.99	\$ 54.89
08048	25lb Kevlar Sand Disc	\$ 71.39	\$ 64.25
08049	30lb Kevlar Sand Disc	\$ 81.39	\$ 73.25
08050	35lb Kevlar Sand Disc	\$ 91.39	\$ 82.25
08051	40lb Kevlar Sand Disc	\$ 101.69	\$ 91.52
08052	45lb Kevlar Sand Disc	\$ 111.69	\$ 100.52

Part No.	Description	MSRP PRICE	USC PRICE
08053	50lb Kevlar Sand Disc	\$ 121.99	\$ 109.79
08054	75lb Kevlar Sand Disc	\$ 147.39	\$ 132.65
08055	100lb Kevlar Sand Disc	\$ 172.69	\$ 155.42
08056	5lb Kevlar Sand Disc with Grip	\$ 45.69	\$ 41.12
08057	10lb Kevlar Sand Disc with Grip	\$ 55.99	\$ 50.39
08058	15lb Kevlar Sand Disc with Grip	\$ 65.99	\$ 59.39
08059	20lb Kevlar Sand Disc with Grip	\$ 76.39	\$ 68.75
08060	25lb Kevlar Sand Disc with Grip	\$ 86.39	\$ 77.75
08061	30lb Kevlar Sand Disc with Grip	\$ 96.69	\$ 87.02
08062	35lb Kevlar Sand Disc with Grip	\$ 106.69	\$ 96.02
08063	40lb Kevlar Sand Disc with Grip	\$ 116.99	\$ 105.29
08064	45lb Kevlar Sand Disc with Grip	\$ 126.99	\$ 114.29
08065	50lb Kevlar Sand Disc with Grip	\$ 137.39	\$ 123.65
08066	75lb Kevlar Sand Disc with Grip	\$ 157.39	\$ 141.65
08067	100lb Kevlar Sand Disc with Grip	\$ 182.69	\$ 164.42
10004	Power Chute - Small - Black	\$ 49.99	\$ 31.24
10014	Power Chute - Medium - Black	\$ 56.99	\$ 38.47
10024	Power Chute - Large - Black	\$ 60.39	\$ 37.74
10198	Predator Belt	\$ 43.69	\$ 27.31
10210	Power Harness w/Standard Waist Belt	\$ 36.99	\$ 23.86
10222	Accelerator 150	\$ 188.99	\$ 160.64
10224	Accelerator 105	\$ 147.39	\$ 132.65
10226	Power Builder	\$ 91.39	\$ 84.54
10249	Additional Belt for Power Builder	\$ 38.69	\$ 33.85
10290	Power Harness w/Shoulder Harness	\$ 44.99	\$ 30.37
10302	Speed Harness w/Std Belts & Med Tubing	\$ 101.69	\$ 86.44
10304	Speed Harness w/Std Belts & Heavy Tubing	\$ 101.69	\$ 91.52
10306	Speed Harness w/Shoulder Harness & Med Tubing	\$ 104.69	\$ 88.99
10308	Speed Harness w/Shoulder Harness & Heavy Tubing	\$ 104.69	\$ 88.99
10360	Standard Waist Belt Only	\$ 35.39	\$ 22.12
10365	XXLarge Waist Belt Only	\$ 32.99	\$ 20.62
10390	Power Sled Std Belt & Leads Only	\$ 70.69	\$ 44.18
10395	Power Sled Shoulder Strap & Leads Only	\$ 68.69	\$ 44.99
10402	Handle for Power Sled	\$ 160.39	\$ 100.24
10413	Power Sled Only	\$ 192.39	\$ 120.24
10420	Power Sled w/Std Waist Belt & Leads	\$ 192.39	\$ 126.02
10424	Monster Sled w/Shoulder Harness & Lead	\$ 405.39	\$ 265.53
10425	Monster Sled Only	\$ 405.39	\$ 265.53
10428	Monster Sled Shoulder Harness & Lead	\$ 70.69	\$ 44.18
10440	Power Sled w/Shoulder Harness & Leads	\$ 192.39	\$ 126.02
10441	The Tank	\$ 1,725.69	\$ 1,553.12
10442	6 Foot Universal Storage/Dip/Plyo Rack	\$ 2,073.39	\$ 1,866.05
10493	Vertimax - Youth Waist Harness	\$ 59.99	\$ 53.99
10498	VertiMax - V8 Standard	\$ 3,235.99	\$ 2,912.39
10499	VertiMax - V8 Large	\$ 3,444.99	\$ 3,100.49
10502	Vertimax - V8 EX Standard	\$ 4,461.99	\$ 4,015.79

Part No.	Description	MSRP PRICE	USC PRICE
10503	Vertimax - V8 EX Large	\$ 4,664.99	\$ 4,198.49
10691	Reebok Plyostack - 3in	\$ 166.99	\$ 116.89
10692	Reebok Plyostack - 6in	\$ 199.99	\$ 139.99
10696	Reebok Slam Ball - 5lb	\$ 46.99	\$ 28.19
10697	Reebok Slam Ball - 10lb	\$ 52.99	\$ 31.79
10698	Reebok Slam Ball - 15lb	\$ 58.99	\$ 35.39
10699	Reebok Slam Ball - 20lb	\$ 64.99	\$ 38.99
10700	Reebok Slam Ball - 25lb	\$ 68.99	\$ 41.39
10701	Reebok Slam Ball - 30lb	\$ 71.99	\$ 43.19
10704	Reebok Pro Flat Bench	\$ 219.99	\$ 131.99
10707	Reebok Tri Fold Mat	\$ 60.99	\$ 45.74
10708	Reebok Functional Mat	\$ 62.99	\$ 37.79
10709	Reebok Suspension Rings	\$ 99.99	\$ 59.99
10715	Reebok Dumbbell - 25lb	\$ 49.99	\$ 31.49
10716	Reebok Dumbbell - 30lb	\$ 58.99	\$ 38.34
10717	Reebok Dumbbell - 35lb	\$ 68.99	\$ 43.46
10718	Reebok Dumbbell - 40lb	\$ 78.99	\$ 49.76
10719	Reebok Dumbbell - 45lb	\$ 88.99	\$ 56.06
10720	Reebok Dumbbell - 50lb	\$ 97.99	\$ 60.75
10721	Reebok Dumbbell - 55lb	\$ 102.99	\$ 72.09
10722	Reebok Dumbbell - 60lb	\$ 111.99	\$ 78.39
10723	Reebok Dumbbell - 70lb	\$ 130.99	\$ 91.69
10724	Reebok Dumbbell - 80lb	\$ 149.99	\$ 104.99
10725	Reebok Dumbbell - 90lb	\$ 167.99	\$ 117.59
10726	Reebok Dumbbell - 100lb	\$ 176.99	\$ 123.89
10727	Reebok Kettlebell - 9lb	\$ 52.99	\$ 31.79
10728	Reebok Kettlebell - 13lb	\$ 64.99	\$ 38.99
10729	Reebok Kettlebell - 18lb	\$ 82.99	\$ 49.79
10730	Reebok Kettlebell - 35lb	\$ 101.99	\$ 61.19
10731	Reebok Kettlebell - 44lb	\$ 108.99	\$ 65.39
10732	Reebok Kettlebell - 53lb	\$ 128.99	\$ 77.39
10733	Reebok Kettlebell - 62lb	\$ 148.99	\$ 89.39
10734	Reebok Kettlebell - 70lb	\$ 173.99	\$ 104.39
10735	Reebok Kettlebell - 80lb	\$ 193.99	\$ 120.27
10736	Reebok Kettlebell - 88lb	\$ 219.99	\$ 131.99
10737	Reebok Kettlebell - 97lb	\$ 322.99	\$ 193.79
10738	Reebok Double Grip Medicine Ball - 10lb	\$ 75.99	\$ 53.19
10739	Reebok Double Grip Medicine Ball - 15lb	\$ 84.99	\$ 59.49
10740	Reebok Double Grip Medicine Ball - 20lb	\$ 89.99	\$ 62.99
10741	Reebok Double Grip Medicine Ball - 22lb	\$ 96.99	\$ 67.89
10743	Reebok Step	\$ 97.69	\$ 67.41
10744	Reebok Deck	\$ 192.99	\$ 119.65
10745	Reebok Core Board	\$ 195.99	\$ 137.19
10748	Reebok Premium Kettlebell - 5lb	\$ 52.99	\$ 31.79
10749	Reebok Premium Kettlebell - 10lb	\$ 68.99	\$ 41.39
10750	Reebok Premium Kettlebell - 20lb	\$ 82.99	\$ 49.79

Part No.	Description	MSRP PRICE	USC PRICE
10751	Reebok Premium Kettlebell - 30lb	\$ 92.99	\$ 55.79
10752	Reebok Premium Kettlebell - 40lb	\$ 108.99	\$ 65.39
10753	Reebok Premium Kettlebell - 50lb	\$ 128.99	\$ 77.39
10754	Reebok Yoga Mat	\$ 23.99	\$ 14.39
10755	Reebok Elite Yoga Mat Orange	\$ 64.99	\$ 38.99
10756	Reebok Elite Yoga Mat Pink	\$ 64.99	\$ 38.99
10757	Reebok Pilates Mat	\$ 59.99	\$ 35.99
10758	Reebok Studio Mat	\$ 39.99	\$ 23.99
10759	Reebok Combat Leather Training Glove - 10oz - Red/Black	\$ 81.39	\$ 61.04
10760	Reebok Combat Leather Training Glove - 12oz - Red/Black	\$ 81.39	\$ 61.04
10761	Reebok Combat Leather Training Glove - 14oz - Red/Black	\$ 81.39	\$ 61.04
10762	Reebok Combat Leather Training Glove - 16oz - Red/Black	\$ 81.39	\$ 56.97
10763	Reebok Combat Strike Pad	\$ 104.69	\$ 78.52
10764	Reebok Combat Upper Cut Bag	\$ 202.99	\$ 142.09
10765	Reebok Combat Thai Bag	\$ 355.39	\$ 266.54
10766	Reebok Combat Heavy Bag - 130lb	\$ 405.99	\$ 284.19
10767	Reebok Combat 4ft Bag 80lb	\$ 284.39	\$ 199.07
10768	Reebok Combat Focus Pads	\$ 50.99	\$ 35.69
10769	Reebok Combat Thai Pad (Single Unit)	\$ 71.39	\$ 47.12
10770	Reebok Combat Body Shield	\$ 172.69	\$ 120.88
10772	Reebok Combat Grappling Bag	\$ 253.99	\$ 177.79
10773	Reebok TriRig	\$ 7,866.39	\$ 5,506.47
10774	Reebok PowerStation	\$ 7,866.39	\$ 5,506.47
10890	Shoulder Harness Only	\$ 33.39	\$ 20.87
10895	Torso Trainer Cord Only	\$ 39.99	\$ 24.99
10953	Adjustable Lateral Plyo Box	\$ 405.39	\$ 253.37
10995	Leapfrog	\$ 46.99	\$ 41.12
11000	Leg Speed Builder	\$ 64.39	\$ 40.24
11028	Roll Out Ladder 15 ft.	\$ 80.39	\$ 72.35
11029	Double Roll Out Ladder 15 ft.	\$ 125.99	\$ 113.39
11030	Travel Fit Stick	\$ 21.39	\$ 18.18
11031	Predator Sled	\$ 470.99	\$ 423.89
11032	Tomahawk Sack	\$ 70.39	\$ 63.35
11033	Tomahawk Sack Pro	\$ 101.69	\$ 86.44
11034	Slastix Body Weight Trainer	\$ 157.39	\$ 133.78
11035	Spine Anchor System 48 in.	\$ 152.39	\$ 137.15
11036	Spine Anchor System 78 in.	\$ 172.69	\$ 155.42
11190	XD Kevlar® Medicine Ball 4 lb.	\$ 89.99	\$ 80.99
11191	XD Kevlar® Medicine Ball 6 lb.	\$ 93.99	\$ 84.59
11192	XD Kevlar® Medicine Ball 8 lb .	\$ 98.99	\$ 89.09
11193	XD Kevlar® Medicine Ball 10 lb.	\$ 104.99	\$ 94.49
11194	XD Kevlar® Medicine Ball 12 lb.	\$ 108.99	\$ 98.09
11195	XD Kevlar® Medicine Ball 14 lb.	\$ 115.99	\$ 104.39
11196	XD Kevlar® Medicine Ball 16 lb.	\$ 120.99	\$ 108.89
11197	XD Kevlar® Medicine Ball 18 lb.	\$ 131.99	\$ 118.79
11198	XD Kevlar® Medicine Ball 20 lb.	\$ 137.39	\$ 123.65

Part No.	Description	MSRP PRICE	USC PRICE
11199	XD Kevlar® Medicine Ball 25 lb.	\$ 142.39	\$ 128.15
11200	XD Kevlar® Medicine Ball 30 lb.	\$ 147.39	\$ 132.65
11201	14in 35lb Kevlar Medicine Ball	\$ 157.39	\$ 141.65
11202	14in 40lb kevlar medicine Ball	\$ 162.39	\$ 146.15
11203	14in 45lb kevlar medicine ball	\$ 167.69	\$ 150.92
11204	14in 50lb kevlar medicine ball	\$ 172.69	\$ 155.42
11220	Revolver Rope - Aluminum	\$ 44.99	\$ 38.24
11221	Revolver Rope - Plastic	\$ 21.99	\$ 19.79
12000	Dual Resistance Harness	\$ 41.39	\$ 25.87
12030	Bullet Belt - Pop Feature	\$ 43.39	\$ 36.88
12035	Bullet Belt - Pop/Rip Feature	\$ 76.69	\$ 69.02
12040	Bullet Belt - Partner Pack (2 Belts & Pop Feature)	\$ 84.39	\$ 71.73
12042	Bullet Belt - Partner Pack (2 Belts & Pop/Rip Feature)	\$ 115.99	\$ 104.39
12055	Speed-Vest 10 lb.	\$ 105.99	\$ 103.34
13082	Uni-Vest 10 lb. - Short	\$ 138.99	\$ 125.09
13092	Uni-Vest 20 lb. - Long	\$ 234.99	\$ 211.49
13095	Uni-Vest Additional Weights - 10 weights (1/2 lb. ea.)	\$ 32.39	\$ 29.15
13096	Shoe Irons	\$ 45.69	\$ 41.12
13227	VersaFit Vest 10 lb.	\$ 82.99	\$ 53.53
13228	VersaFit Vest 20 lb.	\$ 103.69	\$ 66.88
13229	VersaFit Vest 40 lb.	\$ 134.39	\$ 86.68
13242	Infinity Vest 6 lb. - Blue	\$ 64.39	\$ 42.18
13244	Infinity Vest 10 lb. - Black	\$ 75.69	\$ 49.58
13275	The Accelerator 360	\$ 136.69	\$ 126.44
13290	Hyper Vest Pro - Small	\$ 202.99	\$ 182.69
13292	Hyper Vest Pro - Medium	\$ 202.99	\$ 182.69
13294	Hyper Vest Pro - Large	\$ 202.99	\$ 182.69
13296	Hyper Vest Pro - Extra Large	\$ 202.99	\$ 182.69
13298	Additional 5lb Weights for Hyper Vest Pro	\$ 40.69	\$ 36.62
13320	PowerWave - Super (15 lb)	\$ 159.99	\$ 143.99
13322	PowerWave - Spartan (26 lb)	\$ 189.99	\$ 170.99
13324	PowerWave - Beast (44 lb)	\$ 223.39	\$ 201.05
13325	Wave20 Class Pack w/ Rack - 10 Pack	\$ 1,786.39	\$ 1,607.75
13326	Wave20 Class Pack w/ Rack - 20 Pack	\$ 3,571.99	\$ 3,214.79
13327	Wave20 Class Pack w/ Rack - 30 Pack	\$ 5,358.39	\$ 4,822.55
13328	Wave20 Class Pack - 10 Pack	\$ 1,483.99	\$ 1,335.59
13329	Wave20 Class Pack - 20 Pack	\$ 2,967.99	\$ 2,671.19
13330	Wave20 Class Pack - 30 Pack	\$ 4,451.99	\$ 4,006.79
13331	Beast Reps Class Pack w/ Rack - 10 Pack	\$ 2,045.39	\$ 1,840.85
13332	Beast Reps Class Pack w/ Rack - 20 Pack	\$ 4,089.69	\$ 3,680.72
13333	Beast Reps Class Pack w/ Rack - 30 Pack	\$ 6,134.69	\$ 5,521.22
13334	Beast Reps Class Pack - 10 Pack	\$ 1,742.99	\$ 1,568.69
13335	Beast Reps Class Pack - 20 Pack	\$ 3,485.69	\$ 2,788.55
13336	Beast Reps Class Pack - 30 Pack	\$ 5,228.39	\$ 4,182.71
13385	Sandbell Filled 2 lb.	\$ 13.39	\$ 12.05
13386	Sandbell Filled 4 lb.	\$ 17.39	\$ 15.65

Part No.	Description	MSRP PRICE	USC PRICE
13387	Sandbell Filled 6 lb.	\$ 20.39	\$ 18.35
13388	Sandbell Filled 8 lb.	\$ 25.39	\$ 22.85
13393	Sandbell Filled 10 lb.	\$ 30.69	\$ 27.62
13395	Sandbell Filled 12 lb.	\$ 35.69	\$ 32.12
13397	Sandbell Filled 15 lb.	\$ 43.69	\$ 39.32
13399	Sandbell Filled 20 lb.	\$ 57.99	\$ 52.19
13401	Sandbell Filled 25 lb.	\$ 71.39	\$ 64.25
13403	Sandbell Filled 30 lb.	\$ 84.39	\$ 75.95
13405	Sandbell Filled 40 lb.	\$ 106.69	\$ 96.02
13407	Sandbell Filled 50 lb.	\$ 202.99	\$ 182.69
13430	Power Grip Bag 30 lb.	\$ 59.99	\$ 37.49
13440	Power Grip Bag 40 lb.	\$ 75.99	\$ 47.49
13443	Sandrobe - 15 lb	\$ 172.69	\$ 155.42
13445	Sandrobe - 30 lb	\$ 188.99	\$ 170.09
13450	Power Grip Bag 50 lb.	\$ 87.99	\$ 54.99
13452	SteelBell 5 lb.	\$ 29.99	\$ 26.99
13453	SteelBell 10 lb.	\$ 49.99	\$ 44.99
13454	SteelBell 15 lb.	\$ 69.99	\$ 62.99
13455	SteelBell 20 lb.	\$ 89.99	\$ 80.99
13456	SteelBell 25 lb.	\$ 109.99	\$ 98.99
13457	SteelBell 30 lb.	\$ 129.99	\$ 116.99
13458	SteelBell 40 lb.	\$ 159.99	\$ 143.99
13459	SteelBell 50 lb.	\$ 189.99	\$ 170.99
13481	Versafit Log 10 lb.	\$ 103.69	\$ 66.88
13482	Versafit Log 20 lb.	\$ 113.69	\$ 73.33
13483	Versafit Log 30 lb.	\$ 124.39	\$ 80.23
13484	Versafit Log 40 lb.	\$ 134.39	\$ 86.68
13485	Versafit Log 50 lb.	\$ 155.39	\$ 100.23
13558	Hydro Power Ball - 40 cm	\$ 141.99	\$ 88.74
13560	Hydro Power Ball - 50 cm	\$ 152.99	\$ 95.62
13564	Hydro Power Bag - 20 kg.	\$ 115.99	\$ 84.09
13566	Hydro Power Bag - 30 kg.	\$ 122.99	\$ 86.71
13581	Ultimate Sandbag - Power Package Elite	\$ 104.69	\$ 104.69
13582	Ultimate Sandbag - Strength Package Elite	\$ 136.39	\$ 136.39
13583	Ultimate Sandbag - Advanced Package Elite	\$ 178.69	\$ 160.82
13584	Ultimate Sandbag - Power Package Elite - Pink	\$ 104.69	\$ 94.22
13589	Ultimate Sandbag High Octane Sports Conditioning	\$ 30.69	\$ 27.62
13590	Ultimate Sandbag Women's Total Body Power Program	\$ 29.99	\$ 26.99
13642	Power Training Rope 30 ft. x 1.5 in. Diameter - Black	\$ 107.99	\$ 78.29
13644	Power Training Rope 40 ft. x 1.5 in. Diameter - Black	\$ 130.99	\$ 88.42
13646	Power Training Rope 50 ft. x 1.5 in. Diameter - Black	\$ 144.99	\$ 105.12
13652	Power Training Rope 30 ft. x 2 in. Diameter - Black	\$ 169.69	\$ 114.54
13654	Power Training Rope 40 ft. x 2 in. Diameter - Black	\$ 196.99	\$ 132.97
13656	Power Training Rope 50 ft. x 2 in. Diameter - Black	\$ 229.99	\$ 166.74
13660	Power Training Rope 30 ft. x 1.5 in. Diameter - White	\$ 124.39	\$ 77.74
13662	Power Training Rope 40 ft. x 1.5 in. Diameter - White	\$ 124.99	\$ 84.37

Part No.	Description	MSRP PRICE	USC PRICE
13664	Power Training Rope 50 ft. x 1.5 in. Diameter - White	\$ 144.99	\$ 97.87
13666	Power Training Rope 30 ft. x 2 in. Diameter - White	\$ 154.99	\$ 96.87
13668	Power Training Rope 40 ft. x 2 in. Diameter - White	\$ 208.99	\$ 141.07
13670	Power Training Rope 50 ft. x 2 in. Diameter - White	\$ 259.69	\$ 185.68
13688	Rope Hanger	\$ 36.39	\$ 22.74
13690	Rope Anchor	\$ 28.99	\$ 18.12
13692	Battle Rope Anchor Station	\$ 372.39	\$ 240.19
13766	VITL Kit	\$ 202.39	\$ 182.15
13771	The Son of the Beast Battle Rope - 47 lb. 10 ft.	\$ 79.39	\$ 63.51
13772	The Son of the Beast Battle Rope - 47 lb. 10 ft. (Pair)	\$ 157.39	\$ 141.65
13773	The Son of the Beast Battle Rope - 77 lb. 10 ft.	\$ 101.69	\$ 81.35
13774	The Son of the Beast Battle Rope - 77 lb. 10 ft. (Pair)	\$ 202.99	\$ 162.39
13775	The Son of the Beast Battle Rope - 105 lb. 10 ft.	\$ 125.99	\$ 100.79
13776	The Son of the Beast Battle Rope - 105 lb. 10 ft. (Pair)	\$ 251.99	\$ 226.79
13777	The Son of the Beast Battle Rope - 150 lb. 10 ft.	\$ 147.39	\$ 117.91
13778	The Son of the Beast Battle Rope - 150 lb. 10 ft. (Pair)	\$ 293.39	\$ 234.71
13781	The Beast Slastix Battle Rope - 47 lb. 20 ft.	\$ 147.39	\$ 132.65
13783	The Beast Slastix Battle Rope - 77 lb. 20 ft.	\$ 198.99	\$ 179.09
13785	The Beast Slastix Battle Rope - 105 lb. 20 ft.	\$ 230.39	\$ 195.83
13787	The Beast Slastix Battle Rope - 150 lb. 20 ft.	\$ 261.99	\$ 222.69
14500	Elevation Training Mask 2.0 - Small	\$ 81.69	\$ 73.52
14502	Elevation Training Mask 2.0 - Medium	\$ 81.69	\$ 73.52
14504	Elevation Training Mask 2.0 - Large	\$ 81.69	\$ 73.52
18120	Oslo 1000W	\$ 12.99	\$ 12.34
18123	Robic SC-877 Complete Training Timer	\$ 52.99	\$ 47.69
18128	Gymboss	\$ 20.39	\$ 18.35
18132	SC-522 Digital Count-Up & Countdown Timer	\$ 16.39	\$ 14.75
18140	Twelve Memory Stopwatch	\$ 26.39	\$ 23.75
18222	Robic M903 Wall Timer	\$ 313.69	\$ 282.32
18226	4 Digit Timer	\$ 202.99	\$ 187.77
18228	6 Digit Timer	\$ 304.69	\$ 281.84
20100	Pro Power Jumper w/Standard Belt & Regular Tubing	\$ 418.39	\$ 261.49
20104	Pro Power Jumper w/XXL Belt & Regular Tubing	\$ 418.39	\$ 261.49
20112	Pro Power Jumper w/Shoulder Harness & Regular Tubing	\$ 418.39	\$ 261.49
20116	Pro Power Jumper Platform Only	\$ 425.99	\$ 266.24
20122	Power Jumper Regular Tubing Only - 32 in. Long	\$ 94.39	\$ 87.31
20124	Power Jumper Long Tubing Only - 37 in. Long	\$ 94.39	\$ 87.31
20152	Economy Power Jumper w/Standard Belt	\$ 75.69	\$ 47.31
20153	Economy Power Jumper Tubing Only	\$ 67.39	\$ 42.12
20155	Economy Power Jumper w/XXL Belt	\$ 75.69	\$ 47.31
20158	Economy Power Jumper w/Shoulder Harness	\$ 75.69	\$ 47.31
20508	Power-Plyo Box 6 in.	\$ 115.39	\$ 75.58
20514	Power-Plyo Box 12 in. RED	\$ 125.39	\$ 82.13
20520	Power-Plyo Box 18 in. RED	\$ 140.99	\$ 92.35
20526	Power-Plyo Box 24 in. RED	\$ 158.39	\$ 103.75
20532	Power-Plyo Box 30 in. RED	\$ 174.99	\$ 114.62

Part No.	Description	MSRP PRICE	USC PRICE
20538	Power-Plyo Box 36 in. RED	\$ 196.69	\$ 122.93
20544	Power-Plyo Box 42 in. RED	\$ 220.39	\$ 137.74
20552	Power-Plyo Box Starter Set (1 ea. 12, 18, 24, 30 In.)	\$ 466.39	\$ 305.49
20562	Power-Plyo Box Advanced Set (1 ea. 12, 18, 24, 30, 36, 42 In.)	\$ 822.99	\$ 514.37
20570	42 in. Adjustable Power-Plyo Box	\$ 482.99	\$ 301.87
20575	30 in. Adjustable Power-Plyo Box	\$ 405.39	\$ 253.37
20602	Premium Power-Plyo Box 12 in. BLACK	\$ 155.39	\$ 100.23
20604	Premium Power-Plyo Box 18 in. BLACK	\$ 186.39	\$ 120.22
20606	Premium Power-Plyo Box 24 in. BLACK	\$ 206.99	\$ 133.51
20608	Premium Power-Plyo Box 30 in. BLACK	\$ 237.99	\$ 148.74
20610	Premium Power-Plyo Box Set (1 ea. 12, 18, 24, 30 In.)	\$ 671.99	\$ 433.43
20640	Safe Edge Plyo Box - Small (12x16x20)	\$ 144.99	\$ 134.12
20642	Safe Edge Plyo Box - Medium (16x20x24)	\$ 155.39	\$ 143.74
20644	Safe Edge Plyo Box - Large (20x24x30)	\$ 186.39	\$ 172.41
20650	Safe Edge Plyo Box - Small - Custom (12x16x20)	\$ 144.99	\$ 134.12
20652	Safe Edge Plyo Box - Medium - Custom (16x20x24)	\$ 155.39	\$ 143.74
20654	Safe Edge Plyo Box - Large- Custom (20x24x30)	\$ 186.39	\$ 172.41
20670	Power Systems Foam Plyobox - 3 in	\$ 129.39	\$ 80.87
20672	Power Systems Foam Plyobox - 6 in	\$ 155.39	\$ 111.10
20674	Power Systems Foam Plyobox - 12 in	\$ 232.99	\$ 173.58
20676	Power Systems Foam Plyobox - 18 in	\$ 294.99	\$ 219.77
20678	Power Systems Foam Plyobox - 24 in	\$ 372.39	\$ 277.43
20680	Power Systems Foam Plyoboxes (set of 5)	\$ 1,171.39	\$ 884.40
20690	Power Systems 3 in 1 Plyo Box	\$ 165.69	\$ 103.56
20700	Plyo-Safe G2 Plyo Block Set (1 ea. 12 in., 18 in., 24 in.)	\$ 1,592.39	\$ 1,472.96
20705	Plyo-Safe G2 Plyo Block Set (1 ea. 3 in., 6 in., 12 in., 18 in., 24 in.)	\$ 1,911.69	\$ 1,768.31
20751	2 in 1 Flip and Plyo 100lb	\$ 912.69	\$ 821.42
20752	2 in 1 Flip and Plyo 150lb	\$ 1,064.99	\$ 958.49
20753	2 in 1 Flip and Plyo 200lb	\$ 1,216.99	\$ 1,034.44
20754	2 in 1 Flip and Plyo 250lb	\$ 1,369.39	\$ 1,163.98
20756	3-in-1 Foam Plyo Box 16"x20"x24"	\$ 303.69	\$ 273.32
20757	3-in-1 Foam Plyo Box 20"x24"x30"	\$ 465.99	\$ 419.39
20758	Functional Hex Plyo 6"	\$ 283.39	\$ 255.05
20759	Functional Hex Plyo 12"	\$ 374.69	\$ 337.22
20760	Functional Hex Plyo 18"	\$ 505.69	\$ 455.12
20761	Functional Hex Plyo 24"	\$ 587.69	\$ 499.54
20763	Foam Vault Box	\$ 607.99	\$ 516.79
20765	PS Squat Rack	\$ 659.99	\$ 560.99
20770	Modular Storage Rack (Small)	\$ 2,500.00	\$ 2,125.00
20771	Modular Storage Rack (Medium)	\$ 3,650.00	\$ 3,102.50
20772	Modular Storage Rack (Large)	\$ 4,650.00	\$ 3,952.50
21055	PlyoBack Reflex Rebounder	\$ 655.39	\$ 589.85
21060	Medicine Ball Rebounder	\$ 447.69	\$ 284.28
21148	Premium Slide Board 8 ft. Only (2 Box Item)	\$ 506.99	\$ 316.87
21149	Premium Slide Board 8 ft. w/Booties	\$ 506.99	\$ 332.08
21158	Pro Slide Board 8 ft.	\$ 192.39	\$ 120.24

Part No.	Description	MSRP PRICE	USC PRICE
21161	Pro Slide Board 8 ft. w/Booties	\$ 192.39	\$ 120.24
21215	Slide Board Booties - Standard Pair (men's sizes 5-12)	\$ 21.99	\$ 13.74
21560	Super Bungie	\$ 129.39	\$ 119.69
21561	Super Bungie Only	\$ 128.39	\$ 118.76
21572	Pro Waist Belt Cinch Strap	\$ 46.69	\$ 42.02
21574	Pro Padded Harness	\$ 36.39	\$ 33.66
21576	Pro Ankle Cinch Strap	\$ 31.39	\$ 29.04
21578	Pro Thigh Cinch Strap	\$ 34.39	\$ 31.81
21580	Pro Bungie Handle	\$ 19.69	\$ 17.23
21582	Tie-Off Strap	\$ 8.69	\$ 8.04
21586	Turfcordz Safety Cord Tubing 8 ft. - Light - Red	\$ 50.99	\$ 45.89
21588	Turfcordz Safety Cord Tubing 8 ft. - Medium - Blue	\$ 53.99	\$ 48.59
21590	Turfcordz Safety Cord Tubing 8 ft. - Heavy - Black	\$ 56.99	\$ 48.44
21594	Turfcordz Bungie Cordz 6 ft. - Light	\$ 53.99	\$ 48.59
21596	Turfcordz Bungie Cordz 6 ft. - Medium	\$ 61.39	\$ 55.25
21598	Turfcordz Bungie Cordz 6 ft. - Heavy	\$ 96.39	\$ 86.75
21606	Turfcordz Bungie Cordz 10 ft. - Light	\$ 64.39	\$ 54.73
21608	Turfcordz Bungie Cordz 10 ft. - Medium	\$ 80.69	\$ 68.59
21610	Turfcordz Bungie Cordz 10 ft. - Heavy	\$ 128.39	\$ 109.13
22050	Plyo Hurdles (Set of 4)	\$ 170.99	\$ 123.97
22100	Power Hurdle	\$ 41.39	\$ 30.01
22150	Power Hurdle - Starter Set (4 Hurdles)	\$ 162.39	\$ 117.73
22200	Power Hurdle - Advanced Set (8 Hurdles)	\$ 319.69	\$ 231.78
22505	Wall-Mounted Vertical Jump Tester	\$ 71.99	\$ 44.99
22510	Long Jump Tester	\$ 341.69	\$ 213.56
22550	Vertec	\$ 649.99	\$ 649.99
22560	Wall-Mounted Vertec	\$ 627.39	\$ 577.20
22565	Wall-Mounted Vertec Bracket Only WHEN ORDERING ITEM # 22565 THE WALL MOUNTED VERTEC BRACKET ONLY THEY (THE MANUFACTURER) NEEDS TO KNOW IF THE VERTEC WAS PURCHASED BEFORE OR AFTER MAY 1ST 2005. AND THAT INFORMATION NEEDS TO BE WRITTEN ON THE PO.	\$ 288.39	\$ 259.55
22580	Just Jump	\$ 638.99	\$ 591.07
23000	Balega Hidden Comfort Sock - S White	\$ 12.69	\$ 7.37
23001	Balega Hidden Comfort Sock - M White	\$ 12.69	\$ 7.37
23002	Balega Hidden Comfort Sock - L White	\$ 12.69	\$ 7.37
23003	Balega Hidden Comfort Sock - XL White	\$ 12.69	\$ 7.37
23004	Balega Hidden Comfort Sock - S Black	\$ 12.69	\$ 7.37
23005	Balega Hidden Comfort Sock - M Black	\$ 12.69	\$ 7.37
23006	Balega Hidden Comfort Sock - L Black	\$ 12.69	\$ 7.37
23007	Balega Hidden Comfort Sock - XL Black	\$ 12.69	\$ 7.37
23989	PowerForce Medicine Ball - 6lb	\$ 67.39	\$ 42.12
23990	PowerForce Medicine Ball - 8lb	\$ 72.69	\$ 45.43
23991	PowerForce Medicine Ball - 10lb	\$ 77.69	\$ 48.56
23992	PowerForce Medicine Ball - 12lb	\$ 82.99	\$ 51.87
23993	PowerForce Medicine Ball - 14lb	\$ 87.99	\$ 54.99
23994	PowerForce Medicine Ball - 16lb	\$ 93.39	\$ 58.37

Part No.	Description	MSRP PRICE	USC PRICE
23995	PowerForce Medicine Ball - 18lb	\$ 98.69	\$ 61.68
23996	PowerForce Medicine Ball - 20lb	\$ 108.69	\$ 67.93
23997	PowerForce Medicine Ball - 25lb	\$ 113.69	\$ 71.06
23998	PowerForce Medicine Ball - 30lb	\$ 119.39	\$ 74.62
24004	Dynamax Medicine Ball - Stinger I 4 lb.	\$ 70.99	\$ 63.89
24006	Dynamax Medicine Ball - Stinger II 6 lb.	\$ 75.99	\$ 68.39
24008	Dynamax Medicine Ball - Accelerator I 8 lb.	\$ 79.99	\$ 71.99
24010	Dynamax Medicine Ball - Accelerator II 10 lb.	\$ 81.99	\$ 73.79
24012	Dynamax Medicine Ball - Stout I 12 lb.	\$ 88.99	\$ 80.09
24014	Dynamax Medicine Ball - Stout II 14 lb.	\$ 92.99	\$ 79.04
24016	Dynamax Medicine Ball - Hefty I 16 lb.	\$ 98.99	\$ 84.14
24018	Dynamax Medicine Ball - Hefty II 18 lb.	\$ 102.99	\$ 87.54
24020	Dynamax Medicine Ball - Burlly 20 lb.	\$ 109.99	\$ 93.49
24021	Dynamax Medicine Ball - Burlly II - 25 lb.	\$ 134.39	\$ 120.95
24023	Dynamax Medicine Ball - Husky - 30 lb.	\$ 145.99	\$ 131.39
24025	Mega Medicine Ball Storage Rack	\$ 191.39	\$ 140.67
24026	3 Tier Mega Medicine Ball Rack	\$ 465.39	\$ 300.18
24035	Power Rack	\$ 362.39	\$ 269.98
24094	Dynamax MMA Medicine Ball - Stout II 14 lb. - Black w/ Red Label	\$ 118.39	\$ 106.55
24110	Mega Medicine Ball Storage Rack w/ Dynamax Medicine Balls - 1 ea. 6, 8, 10, 12, 14, 16, 18, 20 lb.	\$ 847.99	\$ 763.19
24115	Dynamax Coach's Kit - (2) 4lb, (2) 6lb, (2) 8lb, (2) 14lb, (2) 16lb, 18lb, 20lb Balls	\$ 1,154.99	\$ 1,039.49
25100	Power Rope-Ball 2 lb.	\$ 50.99	\$ 31.87
25101	Power Rope-Ball 4 lb.	\$ 70.69	\$ 45.60
25102	Power Rope-Ball 6 lb.	\$ 84.99	\$ 54.82
25103	Power Rope-Ball 8 lb.	\$ 95.39	\$ 61.53
25104	Power Rope-Ball 10 lb.	\$ 112.69	\$ 72.69
25105	Power Rope-Ball 12 lb.	\$ 127.39	\$ 82.17
25108	Power Rope-Ball 15 lb.	\$ 147.99	\$ 95.45
25109	Power Rope-Ball 18 lb.	\$ 165.69	\$ 106.87
25202	Elite Power Med-Ball 2 lb.	\$ 26.99	\$ 17.68
25204	Elite Power Med-Ball 4 lb.	\$ 32.39	\$ 21.22
25206	Elite Power Med-Ball 6 lb.	\$ 43.69	\$ 28.62
25208	Elite Power Med-Ball 8 lb.	\$ 53.99	\$ 35.36
25210	Elite Power Med-Ball 10 lb.	\$ 61.39	\$ 40.21
25212	Elite Power Med-Ball 12 lb.	\$ 71.69	\$ 46.96
25215	Elite Power Med-Ball 15 lb.	\$ 78.69	\$ 51.54
25218	Elite Power Med-Ball 18 lb.	\$ 89.39	\$ 58.55
25220	Elite Power Med-Ball 20 lb.	\$ 101.69	\$ 66.61
25225	Elite Power Med-Ball 25 lb.	\$ 112.69	\$ 73.81
25230	Elite Power Med-Ball 30 lb.	\$ 128.39	\$ 90.51
25234	Basic Power Med-Ball 2 lb.	\$ 16.99	\$ 12.32
25236	Basic Power Med-Ball 4 lb.	\$ 20.99	\$ 15.22
25238	Basic Power Med-Ball 6 lb.	\$ 28.99	\$ 21.02
25240	Basic Power Med-Ball 8 lb.	\$ 37.99	\$ 27.54
25242	Basic Power Med-Ball 10 lb.	\$ 41.99	\$ 30.44

Part No.	Description	MSRP PRICE	USC PRICE
25244	Basic Power Med-Ball 12 lb.	\$ 49.99	\$ 36.24
25246	Basic Power Med-Ball 15 lb.	\$ 53.99	\$ 39.14
25248	Basic Power Med-Ball 18 lb.	\$ 62.99	\$ 45.67
25252	Basic Power Med-Ball 20 lb.	\$ 70.99	\$ 51.47
25254	Basic Power Med-Ball 25 lb.	\$ 78.99	\$ 57.27
25256	Basic Power Med-Ball 30 lb.	\$ 91.99	\$ 71.29
25288	Non-Bounce Med-Ball 8 lb.	\$ 59.99	\$ 37.49
25294	Non-Bounce Med-Ball 15 lb.	\$ 79.99	\$ 49.99
25354	Power Toss Football 2 lb.	\$ 37.39	\$ 23.37
25356	Power Toss Football 3 lb.	\$ 43.69	\$ 28.62
25430	MEGA Slam Ball 10 lb.	\$ 33.39	\$ 21.87
25432	MEGA Slam Ball 15 lb.	\$ 38.39	\$ 25.15
25434	MEGA Slam Ball 20 lb.	\$ 43.69	\$ 28.62
25435	MEGA Slam Ball 25 lb.	\$ 48.99	\$ 32.09
25436	MEGA Slam Ball 30 lb.	\$ 59.39	\$ 38.90
25437	MEGA Slam Ball 35 lb.	\$ 64.39	\$ 42.18
25438	MEGA Slam Ball 40 lb.	\$ 74.69	\$ 48.92
25439	MEGA Slam Ball 45 lb.	\$ 79.69	\$ 52.20
25440	MEGA Slam Ball 50 lb.	\$ 84.99	\$ 55.67
25450	Premium Slam Ball - 4 lb	\$ 38.39	\$ 24.76
25452	Premium Slam Ball - 6 lb	\$ 43.69	\$ 28.18
25454	Premium Slam Ball - 8 lb	\$ 48.99	\$ 31.60
25456	Premium Slam Ball - 10 lb	\$ 53.99	\$ 34.82
25458	Premium Slam Ball - 15 lb	\$ 59.39	\$ 38.31
25460	Premium Slam Ball - 20 lb	\$ 64.39	\$ 41.53
25462	Premium Slam Ball - 25 lb	\$ 69.69	\$ 44.95
25464	Premium Slam Ball - 30 lb	\$ 79.69	\$ 51.40
25480	Pro-Elite Medicine Ball 2	\$ 25.99	\$ 23.39
25481	Pro-Elite Medicine Ball 4	\$ 30.99	\$ 27.89
25482	Pro-Elite Medicine Ball 6	\$ 41.99	\$ 37.79
25483	Pro-Elite Medicine Ball 8	\$ 51.99	\$ 46.79
25484	Pro-Elite Medicine Ball 10	\$ 58.99	\$ 53.09
25485	Pro-Elite Medicine Ball 12	\$ 68.99	\$ 62.09
25486	Pro-Elite Medicine Ball 15	\$ 75.99	\$ 68.39
25487	Pro-Elite Medicine Ball 18	\$ 85.99	\$ 77.39
25488	Pro-Elite Medicine Ball 20	\$ 97.99	\$ 88.19
25489	Pro-Elite Medicine Ball 25	\$ 108.99	\$ 98.09
25490	Pro-Elite Medicine Ball 30	\$ 123.99	\$ 111.59
26007	Power Throw-Ball - Baseball Size - 7 oz.	\$ 14.69	\$ 9.18
26014	Power Throw-Ball - Baseball Size - 14 oz.	\$ 15.69	\$ 9.81
26021	Power Throw-Ball - Baseball Size - 21 oz.	\$ 16.69	\$ 11.27
26025	Power Throw-Ball - Baseball Size - Complete Set & Bag	\$ 43.69	\$ 27.31
26027	Power Throw-Ball - Baseball Size - 7 oz. - 10 Pack	\$ 98.69	\$ 74.02
26028	Power Throw-Ball - Baseball Size - 14 oz. - 10 Pack	\$ 106.39	\$ 79.79
26029	Power Throw-Ball - Baseball Size - 21 oz. - 10 Pack	\$ 113.99	\$ 85.49
26107	Power Throw-Ball - Softball Size - 7 oz.	\$ 14.69	\$ 9.18

Part No.	Description	MSRP PRICE	USC PRICE
26114	Power Throw-Ball - Softball Size - 14 oz.	\$ 15.69	\$ 10.59
26121	Power Throw-Ball - Softball Size - 21 oz.	\$ 16.69	\$ 11.27
26125	Power Throw-Ball - Softball Size - Complete Set & Bag	\$ 43.69	\$ 27.31
26151	Soft Touch Med Ball 1 lb.	\$ 9.99	\$ 7.74
26152	Soft Touch Med Ball 2 lb.	\$ 10.99	\$ 7.97
26153	Soft Touch Med Ball 3 lb.	\$ 11.99	\$ 8.69
26154	Soft Touch Med Ball 4 lb.	\$ 12.99	\$ 9.42
26155	Soft Touch Med Ball 5 lb.	\$ 13.99	\$ 10.14
26156	Soft Touch Med Ball 6 lb.	\$ 14.99	\$ 10.87
26158	Soft Touch Med Ball 8 lb.	\$ 15.99	\$ 9.99
26161	Soft Touch Med Ball 10 lb.	\$ 16.99	\$ 13.17
26164	Soft Touch Med Ball 4 lb. - 4 Pack	\$ 72.69	\$ 45.43
26165	Soft Touch Med Ball 5 lb. - 4 Pack	\$ 77.69	\$ 48.56
26166	Soft Touch Med Ball 6 lb. - 4 Pack	\$ 85.99	\$ 53.74
26168	Soft Touch Med Ball 8 lb. - 4 Pack	\$ 94.39	\$ 58.99
26170	Soft Touch Med Ball 10 lb. - 4 Pack	\$ 116.39	\$ 72.74
27148	Ultra 4 Tier Med Ball Tower - Black (2 Box Item)	\$ 434.69	\$ 289.07
27150	Med Ball Tree - Black	\$ 103.69	\$ 67.92
27155	Premium Med Ball Tree - Black (2 Box Item)	\$ 310.39	\$ 200.20
27163	Secure Cart - Black	\$ 458.39	\$ 300.25
27164	Secure Cart - Gray	\$ 458.39	\$ 300.25
27180	Double Med Ball Tree - Black	\$ 133.39	\$ 87.37
27187	Wall-Mounted Med Ball Rack	\$ 186.39	\$ 122.09
27188	3-Tier Med Ball Rack (2 Box Item)	\$ 219.39	\$ 143.70
27189	3 Tier Med Ball Rack - Gray - (2 Box Item)	\$ 219.39	\$ 137.12
27190	Med Ball Tree - Gray	\$ 106.69	\$ 69.88
27192	Double Med Ball Tree - Gray	\$ 133.39	\$ 87.37
27194	Premium Med Ball Tree - Gray (2 Box Item)	\$ 319.69	\$ 215.79
27273	Med Ball Tree w/ Basic Power Med-Ball Balls - 1 ea. 4, 6, 8, 10, 12 lb.	\$ 275.39	\$ 180.38
27274	Med-Ball Tree (Gray) with 5 Basic Balls - 4, 6, 8, 10, 12 lb.	\$ 283.69	\$ 185.82
27275	Med Ball Tree w/ Basic Power Med-Ball Balls - 1 ea. 12, 15, 18, 20, 25 lb.	\$ 435.69	\$ 285.38
27276	Med-Ball Tree (Gray) with 5 Basic Balls - 12, 15, 18, 20, 25 lb.	\$ 435.69	\$ 285.38
27277	Med Ball Tree w/ Elite Power-Med Balls - 1 ea. 4, 6, 8, 10, 12 lb.	\$ 330.99	\$ 216.80
27278	Med-Ball Tree (Gray) with 5 Elite Balls - 4, 6, 8, 10, 12 lb.	\$ 330.99	\$ 206.87
27279	Med Ball Tree w/ Elite Power-Med Balls - 1 ea. 12, 15, 18, 20, 25 lb.	\$ 494.39	\$ 323.83
27280	Med-Ball Tree (Gray) with 5 Elite Balls - 12, 15, 18, 20, 25 lb.	\$ 494.39	\$ 308.99
27281	Double Med Ball Tree w/ Basic Power Med-Ball Balls - 1 ea. 4, 6, 8, 10, 12, 15, 18, 20, 25, 30 lb.	\$ 711.39	\$ 465.96
27282	Double Med-Ball Tree (Gray) with 10 Basic Balls - 4, 6, 8, 10, 12, 15, 18, 20, 25, 30 lb.	\$ 711.39	\$ 444.62
27283	Double Med Ball Tree w/ Elite Power-Med Balls - 1 ea. 4, 6, 8, 10, 12, 15, 18, 20, 25, 30 lb.	\$ 822.99	\$ 539.06
27284	Double Med-Ball Tree (Gray) with 10 Elite Balls - 4, 6, 8, 10, 12, 15, 18, 20, 25, 30 lb.	\$ 822.99	\$ 539.06
27285	Premium Med Ball Tree w/ Basic Power Med-Ball Balls - 1 ea. 4, 30 lb. - 2 ea. 6, 8, 10, 12, 15, 18, 20, 25 lb.	\$ 1,347.39	\$ 869.07

Part No.	Description	MSRP PRICE	USC PRICE
27286	Premium Med-Ball Tree (Gray) with 20 Basic Balls - (1)4, (2)6, (2)8, (2)10, (2)12, (2)15, (2)18, (2)20, (2)25, (1)30 lb.	\$ 1,347.39	\$ 842.12
27287	Premium Med Ball Tree w/ Elite Power-Med Balls - 1 ea. 4, 30 lb. - 2 ea. 6, 8, 10, 12, 15, 18, 20, 25 lb.	\$ 1,552.99	\$ 970.62
27288	Premium Med-Ball Tree (Gray) with 20 Elite Balls - (1)4, (2)6, (2)8, (2)10, (2)12, (2)15, (2)18, (2)20, (2)25, (1)30 lb.	\$ 1,552.99	\$ 1,001.68
28102	Power Grip-Ball 2 lb.	\$ 35.69	\$ 22.31
28104	Power Grip-Ball 4 lb.	\$ 38.69	\$ 24.18
28106	Power Grip-Ball 6 lb.	\$ 40.69	\$ 25.43
28108	Power Grip-Ball 8 lb.	\$ 48.99	\$ 30.62
28110	Power Grip-Ball 10 lb.	\$ 54.99	\$ 34.37
28112	Power Grip-Ball 12 lb.	\$ 58.39	\$ 36.49
28115	Power Grip-Ball 15 lb.	\$ 66.39	\$ 41.49
28120	Power Grip-Ball 20 lb.	\$ 81.69	\$ 51.06
28306	CorBall Plus 6 lb.	\$ 44.69	\$ 29.27
28308	CorBall Plus 8 lb.	\$ 49.99	\$ 31.24
28310	CorBall Plus 10 lb.	\$ 56.99	\$ 36.19
28312	CorBall Plus 12 lb.	\$ 62.39	\$ 39.62
28314	CorBall Plus 14 lb.	\$ 70.69	\$ 46.30
28316	CorBall Plus 16 lb.	\$ 74.69	\$ 48.92
28318	CorBall Plus 18 lb.	\$ 79.69	\$ 52.20
28320	CorBall Plus 20 lb.	\$ 84.99	\$ 55.67
28322	CorBall Plus 25 lb.	\$ 96.39	\$ 61.21
28324	CorBall Plus 30 lb.	\$ 106.69	\$ 78.42
30070	6X Hurdle	\$ 44.99	\$ 43.64
30074	Speed Hurdles Pro	\$ 66.99	\$ 64.98
30090	Short Cone Set (Set of 40)	\$ 53.99	\$ 35.36
30100	Step Hurdle 12 in.	\$ 11.69	\$ 7.31
30150	Step Hurdle 18 in.	\$ 16.69	\$ 10.93
30152	Step Hurdle 24 in.	\$ 19.69	\$ 12.90
30200	Step Hurdle 6 in.	\$ 10.69	\$ 7.00
30201	Step Hurdle - 6 in. - Standard Training Set (Set of 12)	\$ 121.39	\$ 75.87
30202	Step Hurdle - 12 in. - Standard Training Set (Set of 12)	\$ 133.39	\$ 83.37
30203	Step Hurdle - 18 in. - Standard Training Set (Set of 12)	\$ 194.69	\$ 121.68
30204	Step Hurdle - 24 in. - Standard Training Set (Set of 12)	\$ 230.99	\$ 144.37
30213	Carry Strap for Step Hurdles	\$ 10.69	\$ 6.68
30218	Hurdle Riser	\$ 6.99	\$ 4.37
30265	Portable Hurdle Spacing Device	\$ 9.99	\$ 6.74
30275	VersaStep Hurdle 6 in. (Set of 6)	\$ 85.99	\$ 53.74
30276	VersaStep Hurdle 6 in.	\$ 15.69	\$ 9.81
30277	VersaStep Hurdle 12 in. (Set of 6)	\$ 96.39	\$ 60.24
30278	VersaStep Hurdle 12 in.	\$ 17.69	\$ 11.06
30280	Quick Cone Hurdle Set	\$ 85.99	\$ 53.74
30282	Smart Hurdle I (Set of 6)	\$ 99.99	\$ 89.99
30284	Smart Hurdle II (Set of 6)	\$ 122.69	\$ 104.29
30286	Smart Hurdle III	\$ 66.99	\$ 56.94
30288	Smart Hurdle IV	\$ 77.39	\$ 65.78

Part No.	Description	MSRP PRICE	USC PRICE
30290	Smart Hurdle V	\$ 80.69	\$ 68.59
30292	Smart Cart	\$ 490.39	\$ 453.61
30298	Power Stepper - Basic	\$ 24.99	\$ 16.12
30301	Power Stepper - Intermediate - Light Blue	\$ 26.99	\$ 17.41
30306	Power Stepper - Advanced - Purple	\$ 28.99	\$ 18.70
30308	Power Stepper - Elite	\$ 31.39	\$ 20.25
30375	Pro Lateral Resistor	\$ 29.99	\$ 25.49
30376	Pro Lateral Resistor - Replacement Tube Only	\$ 6.39	\$ 3.83
30400	Reaction Belt - Long	\$ 15.69	\$ 9.81
30402	Reaction Belt - Short	\$ 13.69	\$ 8.56
30550	Reflex Ball	\$ 10.69	\$ 6.68
30560	Jumbo Reflex Ball	\$ 11.69	\$ 7.31
30580	Quick Ladder Pro	\$ 64.39	\$ 59.24
30600	Cone Hurdle Set (Set of 4)	\$ 133.39	\$ 86.04
30620	Agility Domes Set (Set of 40)	\$ 67.39	\$ 42.12
30633	Agility Trainer Pro (Set of 10)	\$ 101.69	\$ 86.44
30646	Pro Agility Poles (set of 6)	\$ 134.39	\$ 90.71
30650	Pro Agility Ladder 30 ft.	\$ 93.39	\$ 59.30
30652	Pro Agility Ladder 15 ft.	\$ 59.39	\$ 40.09
30682	Indoor Agility Ladder	\$ 62.39	\$ 40.87
30683	Indoor Agility Ladder 30 Ft	\$ 82.99	\$ 51.87
30692	Agility Ladder 15 ft.	\$ 46.69	\$ 29.18
30694	Agility Ladder 30 ft.	\$ 78.69	\$ 49.18
30696	Impulse Agility Ladder	\$ 75.69	\$ 47.31
30700	Dot Drill Mat	\$ 53.99	\$ 40.22
30704	Smart Indoor Ladder	\$ 96.99	\$ 87.29
30745	Indoor Agility Rings (Set of 12)	\$ 37.39	\$ 24.49
30750	Agility Rings (Set of 12)	\$ 51.99	\$ 32.49
30760	Agility Dots (Set of 12)	\$ 41.39	\$ 26.70
30790	High-Step Runner Replacement Cords Only	\$ 47.99	\$ 29.99
30792	High Step Runner Frame Only - Blk/Gray	\$ 298.99	\$ 276.57
30794	High-Step Runner Blk/Gry	\$ 319.69	\$ 215.79
30906	Agility Cone 6 in.	\$ 2.99	\$ 1.96
30909	Agility Cone 9 in.	\$ 3.39	\$ 2.22
30912	Agility Cone 12 in.	\$ 4.39	\$ 2.88
30915	Agility Cone 15 in.	\$ 4.99	\$ 3.17
30920	Collapsible Cone 6 in.	\$ 5.39	\$ 3.37
30922	Collapsible Cone 9 in.	\$ 5.39	\$ 3.37
30924	Collapsible Cone 12 in.	\$ 6.39	\$ 3.99
30956	Soft Agility Cone 6 in.	\$ 7.39	\$ 4.62
30959	Soft Agility Cone 9 in.	\$ 8.69	\$ 5.43
30962	Soft Agility Cone 12 in.	\$ 10.69	\$ 6.68
34901	Airope Original	\$ 32.39	\$ 20.89
34902	Airope Pro	\$ 40.39	\$ 26.05
34905	Airope Home Exercise - DVD	\$ 27.99	\$ 25.19
34907	Airope Group Action - DVD	\$ 27.39	\$ 24.65

Part No.	Description	MSRP PRICE	USC PRICE
34909	Airope Group Sampler - DVD	\$ 27.39	\$ 24.65
34911	Airope Assault for the Fitness Professional - DVD	\$ 27.99	\$ 25.19
34912	Airope Home Kit	\$ 56.99	\$ 35.62
34914	Airope Personal Trainer Kit	\$ 90.39	\$ 56.49
34916	Airope Personal Trainer Group Kit	\$ 218.39	\$ 136.49
34918	Airope Small Group Kit	\$ 391.99	\$ 244.99
34920	Airope Group Kit	\$ 727.99	\$ 454.99
35014	Leather Jump Rope 7 ft.	\$ 17.69	\$ 11.06
35015	Leather Jump Rope 8 ft.	\$ 17.69	\$ 11.06
35020	Leather Jump Rope 9 ft.	\$ 16.69	\$ 10.43
35025	Leather Jump Rope 10 ft.	\$ 17.69	\$ 11.06
35035	SKLZ Speed Rope	\$ 28.99	\$ 26.09
35058	Pro-Vinyl Jump Rope - 8 ft. - Red	\$ 11.99	\$ 8.69
35059	Pro-Vinyl Jump Rope - 9 ft. - Blue	\$ 12.99	\$ 9.42
35060	Pro-Vinyl Jump Rope - 10 ft. - Black	\$ 13.99	\$ 8.74
35096	Speed Rope - 6 ft.	\$ 5.39	\$ 3.37
35097	Speed Rope - 7 ft.	\$ 5.39	\$ 3.37
35098	Speed Rope - 8 ft.	\$ 5.39	\$ 3.37
35099	Speed Rope - 9 ft.	\$ 6.39	\$ 3.99
35100	Speed Rope - 10 ft.	\$ 6.39	\$ 3.99
35101	Speed Rope - 11 ft.	\$ 6.39	\$ 3.99
35206	Beaded Jump Rope 6 ft.	\$ 6.39	\$ 3.99
35207	Beaded Jump Rope 7 ft.	\$ 6.39	\$ 3.99
35218	Beaded Jump Rope 8 ft.	\$ 6.39	\$ 3.99
35219	Beaded Jump Rope 9 ft.	\$ 7.39	\$ 4.62
35220	Beaded Jump Rope 10 ft.	\$ 7.39	\$ 4.62
35318	Speed Bead Rope 8 ft.	\$ 13.99	\$ 8.74
35319	Speed Bead Rope 9 ft.	\$ 14.69	\$ 9.18
35320	Speed Bead Rope 10 ft.	\$ 14.99	\$ 9.37
35408	Superope 8 ft.	\$ 23.99	\$ 22.19
35409	Superope 9 ft.	\$ 23.99	\$ 22.19
35410	Superope 10 ft.	\$ 28.39	\$ 26.26
35414	Lifeline Heavy Weighted Speed Rope	\$ 19.99	\$ 16.99
35416	Lifeline Extra Heavy Speed Rope	\$ 26.39	\$ 22.43
35500	PoweRope 1/2 lb. - 9 ft.	\$ 27.99	\$ 17.49
35501	PoweRope 1 lb. - 9 ft.	\$ 31.39	\$ 19.62
35502	PoweRope 2 lb. - 9 ft.	\$ 34.39	\$ 21.49
35503	PoweRope 3 lb. - 9 ft.	\$ 51.99	\$ 32.49
35504	PoweRope 4 lb. - 9 ft.	\$ 56.99	\$ 35.62
35505	PoweRope 1/2 lb. - 8 ft.	\$ 27.99	\$ 17.49
35506	PoweRope 1 lb. - 8 ft.	\$ 31.39	\$ 19.62
35507	PoweRope 2 lb. - 8 ft.	\$ 34.39	\$ 21.49
35508	PoweRope 3 lb. - 10 ft.	\$ 51.99	\$ 32.49
35509	PoweRope 4 lb. - 10 ft.	\$ 56.99	\$ 35.62
40060	Chin-Up Bar	\$ 156.99	\$ 105.97
40062	Premium Pull Up Bar	\$ 239.99	\$ 149.99

Part No.	Description	MSRP PRICE	USC PRICE
40063	Premium Pull Up Bar - Additional Bar	\$ 133.39	\$ 83.37
40065	Adjustable Chin-Up Bar	\$ 217.39	\$ 135.87
40210	Adjustable Step-Up Box	\$ 213.39	\$ 139.77
40420	Olympic Bar Holder	\$ 106.69	\$ 76.28
40440	Plate Rack - Olympic	\$ 120.39	\$ 77.65
40474	Troy Horizontal Plate Holder	\$ 335.99	\$ 302.39
40520	Hand-Forearm Blaster	\$ 106.69	\$ 66.68
40530	Premium Forearm Exerciser	\$ 64.39	\$ 42.18
40678	Promaxima P-130B Pro Trainer 3 Weight Stack Multi Gym	\$ 6,606.39	\$ 5,945.75
40703	Three-Way Utility Bench	\$ 668.99	\$ 602.09
40704	Four-Way Utility Bench	\$ 750.39	\$ 675.35
40705	Sissy squat	\$ 465.99	\$ 419.39
40706	Quarter cage squat stand	\$ 963.39	\$ 867.05
46325	SpaceStation Summit - 3500	\$ 11,371.99	\$ 7,789.81
46326	SpaceStation Summit - 3500 - Custom Order	\$ 11,371.99	\$ 7,789.81
46327	SpaceStation Summit - 2500	\$ 8,270.39	\$ 6,823.07
46328	Spacestation Summit - 2500 - Custom Order	\$ 8,270.39	\$ 6,823.07
46329	Spacestation Summit 3500 with Accessory Kit	\$ 11,810.69	\$ 8,562.75
46331	Spacestation Summit 2500 with Accessory Kit	\$ 8,765.69	\$ 6,355.13
46333	Spacestation Summit 1500 with Accessory Kit	\$ 6,735.69	\$ 4,883.38
46335	SpaceStation Summit - 1500	\$ 6,202.69	\$ 4,255.67
46336	SpaceStation Summit - 1500 - Custom Order	\$ 6,202.69	\$ 4,475.24
46337	Step Attachment for Space Station Summit	\$ 207.39	\$ 191.84
46338	Dip Attachment for Space Station Summit	\$ 207.39	\$ 191.84
46339	Accessory Kit for Spacestation Summit	\$ 645.69	\$ 442.30
48001	Centurion 23TX3 Commercial Treadmill - Model CV-S23T w/LED Console	\$ 5,473.99	\$ 4,926.59
48002	Centurion 23TX3 Commercial Treadmill - Model CV-S23TX w/15 in. HD LCD TV	\$ 6,611.39	\$ 5,950.25
48011	Centurion SX3 Commercial Stepmill	\$ 7,231.69	\$ 6,508.52
48016	Centurion 25EX3 Commercial Elliptical - Model CV-25E w/LED Console	\$ 4,647.39	\$ 4,182.65
48017	Centurion S25EX3 Commercial Elliptical - Model CV-S25EX w/15 in. HD LCD TV	\$ 5,685.39	\$ 5,685.39
48021	Centurion S25RX3 Recumbent Bike - Model CV-S25R w/LED Console	\$ 3,100.69	\$ 2,790.62
48022	Centurion S25RX3 Recumbent Bike - Model CV-S25RX w/15 in. HD LCD TV	\$ 4,134.39	\$ 3,720.95
48026	Centurion 25UX3 Upright Bike - Model CV-S25U w/LED Console	\$ 3,100.69	\$ 2,790.62
48027	Centurion 25UX3 Upright Bike - Model CV-S25UX w/15 in. HD LCD TV	\$ 4,134.39	\$ 3,720.95
48041	Viper Commercial Treadmill	\$ 3,100.69	\$ 2,790.62
48046	Viper Elliptical Trainer	\$ 2,480.39	\$ 2,232.35
48130	Pro Maxima Raptor Series P-1050 Horizontal Bench Press	\$ 2,992.99	\$ 2,693.69
48131	Pro Maxima Raptor SeriesP-1100 Rear Deltoid/ Pectoral Fly	\$ 3,097.39	\$ 2,168.17
48132	Pro Maxima Raptor Series P-1000 Chest Press	\$ 2,786.39	\$ 2,507.75
48140	Pro Maxima Raptor Series P-2200 Unilateral Shoulder Press	\$ 2,992.99	\$ 2,693.69
48142	Pro Maxima Raptor Series P-2000 Shoulder Press	\$ 2,786.39	\$ 2,507.75
48146	Pro Maxima Raptor Series P-4500 Hi Cable Lat PullFrame color:	\$ 2,786.39	\$ 2,507.75
48148	Pro Maxima Raptor Series P-4100 Hi/Lat Pull	\$ 2,786.39	\$ 2,507.75
48150	Pro Maxima Raptor Series P-4200 Seated Cable Row	\$ 2,786.39	\$ 2,507.75
48152	Pro Maxima Raptor Series P-4000 Seated Row	\$ 2,786.39	\$ 2,507.75
48154	Pro Maxima Raptor Series P-3000 Bicep CurlFrame color:	\$ 2,786.39	\$ 2,507.75

Part No.	Description	MSRP PRICE	USC PRICE
48156	Pro Maxima Raptor Series P-3100 Tricep Extension	\$ 2,786.39	\$ 2,507.75
48160	Pro Maxima Raptor Series P-6100 Abdominal CurlFrame color:	\$ 2,786.39	\$ 2,507.75
48162	Pro Maxima Raptor Series P-6000 Lower Back	\$ 2,786.39	\$ 2,507.75
48164	Pro Maxima Raptor Series P-6200 Rotary Torso	\$ 2,786.39	\$ 2,507.75
48166	Pro Maxima Raptor Series P-5100 Leg Extension	\$ 2,786.39	\$ 2,507.75
48168	Pro Maxima Raptor Series P-5300 Seated Leg Curl	\$ 2,786.39	\$ 2,507.75
48170	Pro Maxima Raptor Series P-5200 Prone Leg CurlFrame color:	\$ 2,786.39	\$ 2,507.75
48172	Pro Maxima Raptor Series P-5400 Glute Press	\$ 2,786.39	\$ 2,507.75
48176	Pro Maxima P-5900 Standing Calf Raise	\$ 3,298.39	\$ 2,968.55
48178	Pro Maxima P-5000 Seated Leg Press	\$ 3,298.39	\$ 2,968.55
48180	Pro Maxima Raptor Series P-5600 30 Degree Leg Press/Calf	\$ 3,303.39	\$ 2,973.05
48186	Pro Maxima Raptor Series P-8000 8-Way Neck MachineFrame color:	\$ 2,786.39	\$ 2,507.75
48190	Pro Maxima Raptor Series P-4300 Lat Pulldown/Seated Row	\$ 2,992.99	\$ 2,693.69
48194	Pro Maxima P-6500 Abdominal/Back Extension	\$ 3,504.99	\$ 3,154.49
48196	Pro Maxima P-5500 Dual Leg Extension/Curl	\$ 3,504.99	\$ 3,154.49
48198	Pro Maxima P-5800 Combo Leg Extension/Curl	\$ 3,298.39	\$ 2,968.55
48200	Pro Maxima Raptor Series P-7200 Adjustable Cable Cross Over	\$ 2,992.99	\$ 2,693.69
48202	Pro Maxima Raptor Series CM-335 Multi Functional Trainer	\$ 3,360.39	\$ 3,024.35
48204	Pro Maxima CM-325 Multi Functional Trainer	\$ 4,026.99	\$ 3,624.29
48218	Pro Maxima Raptor Series P-6550 Abdominal and Back Extension	\$ 2,992.99	\$ 2,693.69
48224	Pro Maxima P-107 Hi-Lat Pull/Low Row	\$ 2,275.69	\$ 2,048.12
48298	Pro Maxima CM-336 Multi Functional Trainer	\$ 2,992.99	\$ 2,693.69
48300	Pro Maxima P-143 Multi-Hip w/ ROM	\$ 2,803.99	\$ 2,523.59
48324	Pro Maxima Raptor Series P-1250 Combonation Chest Press	\$ 2,992.99	\$ 2,693.69
48326	Pro Maxima Raptor Series P-1350 All Purpose Press	\$ 2,992.99	\$ 2,693.69
48330	Pro Maxima Performance Plus P-235 Total Body GymFrame color:	\$ 7,231.69	\$ 6,508.52
48364	Pro Maxima Rage Cage Frame color:	\$ 15,505.99	\$ 13,955.39
48400	Pro Maxima Outlaw Rack Frame color:	\$ 4,647.39	\$ 4,182.65
48416	Pro Maxima PL-570 Ultra Pro Full Rack	\$ 3,303.39	\$ 2,973.05
48426	Pro Maxima Equalizer	\$ 5,117.39	\$ 4,605.65
48430	Pro Maxima PL-300 Pro Double Sided Half Rack w/2 x 6 ft. x 8 ft. Oak Center Pla. ormsFrame color:LOGO? Y/N	\$ 9,299.39	\$ 8,369.45
48432	Pro Maxima PL-310 Pro Double Sided Half Rack w/6 ft. x 8 ft. Oak Center PlatformFrame color:LOGO? Y/N	\$ 8,265.39	\$ 7,438.85
48434	Pro Maxima PL-320 Double Sided Half Rack	\$ 2,998.39	\$ 2,698.55
48438	Pro Maxima PL-340 Pro Half RackFrame color:	\$ 1,545.69	\$ 1,391.12
48440	Pro Maxima PL-350 Pro Half Rack w/6 ft. x 8 ft. Oak Center PlatformFrame color:LOGO? Y/N	\$ 3,819.99	\$ 3,437.99
48442	Pro Maxima PL-360 Pro Full Power RackFrame color:	\$ 1,756.69	\$ 1,581.02
48444	Pro Maxima PL-365 Pro Full Power Rack w/Rubber PlatformFrame color:	\$ 2,893.99	\$ 2,604.59
48446	Pro Maxima PL-370 Pro Full Power Rack w/6 ft. x 8 ft. Oak Center PlatformFrame color:LOGO? Y/N	\$ 4,134.39	\$ 3,720.95
48448	Pro Maxima PL-390 Pro Multi RackFrame color:	\$ 1,756.69	\$ 1,581.02
48450	Pro Maxima PL-395 Pro Multi Rack w/6 ft. x 8 ft. Oak Center PlatformFrame color:LOGO? Y/N	\$ 4,134.39	\$ 3,720.95
48454	Pro Maxima PL-220D Dip Attachment	\$ 336.39	\$ 302.75
48456	Pro Maxima PL-302 Multi Grip Chin UpFrame color:	\$ 412.69	\$ 371.42

Part No.	Description	MSRP PRICE	USC PRICE
48458	Pro Maxima PL-303 Band AttachmentFrame color:	\$ 205.99	\$ 185.39
48462	Pro Maxima PL-308 Oak Platform with InsertLOGO? Y/N	\$ 3,308.39	\$ 2,977.55
48464	Pro Maxima PL-321 Double Land MineFrame color:	\$ 361.39	\$ 325.25
48466	Pro Maxima PL-322 Single Land MineFrame color:	\$ 288.69	\$ 259.82
48468	Pro Maxima PL-380 Technique TraysFrame color:	\$ 1,032.99	\$ 929.69
48470	Pro Maxima PL-505 Bumper Storage w/ Chalk Holder Platform AttachmentFrame color:	\$ 464.39	\$ 417.95
48480	Pro Maxima FW-163 Competition Power Rack w/Wide Angle Base & Weight Storage RackFrame color:	\$ 929.69	\$ 836.72
48482	Pro Maxima FW-113 Compeon Power Rack w/Wide Angle BaseFrame color:	\$ 826.39	\$ 743.75
48484	Pro Maxima FW-74 Wide Power Rack w/Band AttachmentFrame color:	\$ 722.69	\$ 650.42
48486	Pro Maxima FW-97 Deluxe Power Rack w/ Weight Storage & Band AttachmentFrame color:	\$ 619.69	\$ 557.72
48490	Pro Maxima FW-28A Power Rack w/o Rubber BaseFrame color:	\$ 516.39	\$ 464.75
48492	Pro Maxima FW-10 Squat Rack Frame color:	\$ 412.69	\$ 371.42
48494	Pro Maxima PL-127 Squat Rack w/Weight StorageFrame color:	\$ 826.39	\$ 743.75
48498	Pro Maxima PL-22 Power Squat Rack w/Weight StorageFrame color:	\$ 722.69	\$ 650.42
48510	Pro Maxima FW-24 Adjustable Squat Stand w/Cross Member & Weight StorageFrame color:	\$ 516.39	\$ 464.75
48512	Pro Maxima FW-7 Adjustable Squat StandFrame color:	\$ 443.69	\$ 399.32
48520	Pro Maxima FW-11 Seated Calf	\$ 619.69	\$ 557.72
48524	Pro Maxima FW-20 Inverted Leg Press	\$ 1,649.39	\$ 1,484.45
48534	Pro Maxima FW-89 Combo Prone Leg Curl/ Seated	\$ 672.39	\$ 605.15
48536	Pro Maxima PLR-950 7-percent Angled Heavy Duty Smith Machine w/1 in. Case Hardened Guide RodFrame color:	\$ 2,992.99	\$ 2,693.69
48562	Pro Maxima PL-205 Glute and Ham Developer	\$ 1,545.69	\$ 1,391.12
48576	Promaxima FW-18 T-Bar Row	\$ 455.39	\$ 409.85
48578	Pro Maxima PLR-450 Seated Preacher CurlFrame color:	\$ 620.69	\$ 558.62
48598	Pro Maxima PLR-150 Olympic Bench Press w/Spotter Stand & Weight Storage	\$ 929.69	\$ 836.72
48600	Pro Maxima PLR-100 Olympic Incline Bench Press	\$ 827.39	\$ 744.65
48602	Pro Maxima PLR-200 Olympic Shoulder Press w/Spotter Stand & Weight Storage	\$ 929.69	\$ 836.72
48604	Pro Maxima PLR-300 Olympic Decline Bench w/Weight Storage	\$ 929.69	\$ 836.72
48620	Pro Maxima FW-8 Olympic Bench Frame color:	\$ 309.39	\$ 278.45
48622	Pro Maxima FW-115 Flat Bench	\$ 310.39	\$ 279.35
48630	Pro Maxima FW-91 Incline Bench	\$ 335.99	\$ 302.39
48634	Pro Maxima FW-128 Shoulder Press	\$ 413.69	\$ 372.32
48648	Pro Maxima PLR-775 Glute/ Hamstring Bench	\$ 930.69	\$ 837.62
48650	Pro Maxima PL-41 Glute/Ham BenchFrame color:	\$ 929.69	\$ 836.72
48654	Pro Maxima FW-40 Glute/Ham DeveloperFrame color:	\$ 608.99	\$ 548.09
48658	Pro Maxima FW-136 Dual Abdominal / Back ExtensionFrame color:	\$ 722.69	\$ 650.42
48662	Pro Maxima FW-78 Back ExtensionFrame color:	\$ 516.39	\$ 464.75
48668	Pro Maxima FW-56 Abdominal Bench Sit UpFrame color:	\$ 361.39	\$ 325.25
48670	Pro Maxima FW-30 Adjustable Sit Up BenchFrame color:	\$ 361.39	\$ 325.25
48676	Pro Maxima FW-32 Abdominal CrunchFrame color:	\$ 236.99	\$ 213.29
48678	Pro Maxima FW-57 Adjustable Abdominal BenchFrame color:	\$ 412.69	\$ 371.42
48680	Pro Maxima PLR-700 Adjustable Decline BenchFrame color:	\$ 619.69	\$ 557.72
48686	Pro Maxima PLR-495 Hip Flexion/Dip/Chin Up/Push Up	\$ 930.69	\$ 837.62

Part No.	Description	MSRP PRICE	USC PRICE
48688	Promaxim PL-70 Dual Abdominal & Dip StationFrame color:	\$ 929.69	\$ 836.72
48692	Pro Maxima FW-141 4-Board Ladder RackFrame color:	\$ 443.69	\$ 399.32
48694	Pro Maxima FW-143 Sit Up BoardFrame color:	\$ 474.99	\$ 427.49
48696	Pro Maxima FW-144 Hump Board Frame color:	\$ 619.69	\$ 557.72
48698	Pro Maxima FW-142 Ladder Rack Frame color:	\$ 288.69	\$ 259.82
48700	Pro Maxima PLR-600 Flat Work Bench w/WheelsFrame color:	\$ 309.39	\$ 278.45
48702	Pro Maxima FW-66 Shoulder Press Stool w/Reversible SeatFrame color:	\$ 267.99	\$ 241.19
48704	Pro Maxima PL-94 Flat Work BenchFrame color:	\$ 205.99	\$ 185.39
48706	Pro Maxima FW-35 Flat Work BenchFrame color:	\$ 185.39	\$ 166.85
48708	Pro Maxima FW-36 Squat Stool Frame color:	\$ 236.99	\$ 213.29
48710	Pro Maxima PL-128 Pro Style Adjustable BenchFrame color:	\$ 615.69	\$ 554.12
48711	Promaxima PL-129 Adjustable Workbench w/Lock & Dock System Frame color:	\$ 1,032.99	\$ 929.69
48712	Pro Maxima PLR-800 Seated Utility Bench w/WheelsFrame color:	\$ 412.69	\$ 371.42
48718	Pro Maxima FW-150 Deluxe Adjustable BenchFrame color:	\$ 516.39	\$ 464.75
48720	Pro Maxima FW-25 Adjustable Incline Bench	\$ 309.39	\$ 278.45
48722	Pro Maxima PL-123 Adjustable Power BenchFrame color:	\$ 691.69	\$ 622.52
48724	Pro Maxima FW-110 Dumbbell Incline Bench w/WheelsFrame color:	\$ 412.69	\$ 371.42
48738	Pro Maxima FW-58 3 Tier Dumbbell Rack	\$ 527.69	\$ 474.92
48740	Pro Maxima FW-58A 3-Tier Dumbbell Rack w/Saddles	\$ 677.69	\$ 609.92
48756	Pro Maxima PLR-500 2-Tier Dumbbell Rack w/Saddles - 10 Pair	\$ 718.69	\$ 646.82
48790	Pro Maxima FW-48 Bar Holder	\$ 191.39	\$ 172.25
48794	Pro Maxima FW-139 Horizontal Bumper Plate Rack	\$ 578.99	\$ 521.09
48804	Pro Maxima FW-119 Rubber Lifting Platform 6 ft. x 8 ft.LOGO? Y/N	\$ 1,032.99	\$ 929.69
48812	Pro Maxima FW-147 Solid Oak Center Platform 8 ft. x 8 ft.LOGO? Y/N	\$ 2,428.69	\$ 2,185.82
48814	Pro Maxima FW-149 Solid Oak Center Platform 6 ft. x 8 ft.LOGO? Y/N	\$ 2,273.39	\$ 2,046.05
48844	Pro Maxima Raptor RPL-64 Hip Abduction	\$ 1,752.39	\$ 1,577.15
48884	Pro Maxima PL-66 Unilateral Leg Press	\$ 3,505.99	\$ 3,155.39
48926	Pro Maxima FW-RX31 3-Tier Dumbbell RackFrame color:BlackWhiteGray	\$ 672.39	\$ 605.15
48931	Pro Maxima CM-335 Dual Adjustable Pulley System	\$ 4,538.69	\$ 4,084.82
48933	Pro Maxima P-4400 Weight Assited Chin/Dip	\$ 3,616.69	\$ 3,255.02
48950	Pro Maxima Beast Box	\$ 1,860.99	\$ 1,674.89
48955	Pro Maxima PL-501 Bar Catch Attachment	\$ 77.69	\$ 69.92
48956	Pro Maxima AC-56 Multi-Level Bar Hooks	\$ 119.39	\$ 107.45
48960	Power Runner with Adjustable Chest Pad	\$ 2,938.69	\$ 2,644.82
50050	Cambered Squat Bar	\$ 310.39	\$ 206.41
50060	Fat Bar - Short	\$ 124.39	\$ 81.48
50070	Fat Bar - Long	\$ 155.39	\$ 101.78
50080	Multi Grip Bar	\$ 320.69	\$ 210.05
50090	Premium Kettlebell Rack - Studio	\$ 392.99	\$ 257.41
50095	Premium Kettlebell Rack - Club (2 Box Item)	\$ 532.69	\$ 348.91
50178	KOR Kettleball 5 lb	\$ 49.99	\$ 32.24
50180	KOR Kettleball 8 lb.	\$ 54.99	\$ 35.47
50182	KOR Kettleball 10 lb.	\$ 59.69	\$ 38.50
50184	KOR Kettleball 12 lb.	\$ 64.39	\$ 41.53
50186	KOR Kettleball 15 lb.	\$ 69.99	\$ 45.14
50188	KOR Kettleball 20 lb.	\$ 84.39	\$ 54.43

Part No.	Description	MSRP PRICE	USC PRICE
50190	KOR Kettleball 25 lb.	\$ 98.69	\$ 63.66
50192	KOR Kettleball 30 lb.	\$ 109.69	\$ 75.14
50194	KOR Kettleball 35 lb.	\$ 118.99	\$ 87.46
50201	Kettlebell 5 lb.	\$ 19.39	\$ 15.03
50202	Kettlebell 8 lb.	\$ 24.99	\$ 15.62
50203	Kettlebell 10 lb.	\$ 30.69	\$ 19.18
50204	Kettlebell 12 lb.	\$ 31.99	\$ 19.99
50205	Kettlebell 15 lb.	\$ 36.69	\$ 22.93
50207	Kettlebell 18 lb.	\$ 39.99	\$ 24.99
50209	Kettlebell 20 lb.	\$ 43.99	\$ 27.49
50212	Kettlebell 12 lb.	\$ 35.99	\$ 22.49
50213	Kettlebell 25 lb.	\$ 50.99	\$ 31.87
50214	Kettlebell 30 lb.	\$ 55.99	\$ 34.99
50216	Kettlebell 35 lb.	\$ 65.39	\$ 40.87
50217	Kettlebell 40 lb.	\$ 72.39	\$ 45.24
50218	Kettlebell 18 lb.	\$ 40.99	\$ 25.62
50219	Kettlebell 45 lb.	\$ 81.69	\$ 51.06
50221	Kettlebell 50 lb.	\$ 91.69	\$ 57.31
50222	Kettlebell 55 lb.	\$ 101.99	\$ 73.94
50223	Kettlebell 60 lb.	\$ 111.99	\$ 69.99
50226	Kettlebell 70 lb.	\$ 122.39	\$ 76.49
50228	Kettlebell 80 lb.	\$ 124.99	\$ 90.62
50231	Kettlebell 90 lb.	\$ 134.99	\$ 88.42
50233	Kettlebell 100 lb.	\$ 152.99	\$ 104.80
50302	Ultra Kettlebell 5 lb.	\$ 24.69	\$ 16.67
50304	Ultra Kettlebell 8 lb.	\$ 28.69	\$ 25.10
50306	Ultra Kettlebell 10 lb.	\$ 31.39	\$ 21.19
50308	Ultra Kettlebell 12 lb.	\$ 32.99	\$ 22.27
50311	Ultra Kettlebell 15 lb.	\$ 37.99	\$ 25.64
50313	Ultra Kettlebell 18 lb.	\$ 40.69	\$ 27.47
50314	Ultra Kettlebell 20 lb.	\$ 43.39	\$ 29.29
50316	Ultra Kettlebell 25 lb.	\$ 48.69	\$ 32.87
50319	Ultra Kettlebell 30 lb.	\$ 54.39	\$ 36.71
50321	Ultra Kettlebell 35 lb.	\$ 59.99	\$ 40.49
50322	Ultra Kettlebell 40 lb.	\$ 65.99	\$ 61.04
50324	Ultra Kettlebell 45 lb.	\$ 72.69	\$ 64.33
50326	Ultra Kettlebell 50 lb.	\$ 77.99	\$ 69.02
50328	Ultra Kettlebell 55 lb.	\$ 83.39	\$ 57.96
50329	Ultra Kettlebell 60 lb.	\$ 88.99	\$ 61.85
50331	Ultra Kettlebell 70 lb.	\$ 100.99	\$ 72.21
50332	Ultra Kettlebell 80 lb.	\$ 112.99	\$ 81.92
50333	Ultra Kettlebell 90 lb.	\$ 123.99	\$ 91.13
50334	Ultra Kettlebell 100 lb.	\$ 135.99	\$ 108.11
50351	Premium Kettlebell 5 lb.	\$ 37.39	\$ 24.12
50352	Premium Kettlebell 8 lb.	\$ 43.69	\$ 28.18
50353	Premium Kettlebell 10 lb.	\$ 47.69	\$ 30.76

Part No.	Description	MSRP PRICE	USC PRICE
50354	Premium Kettlebell 12 lb	\$ 48.99	\$ 31.60
50355	Premium Kettlebell 15 lb.	\$ 53.99	\$ 34.82
50356	Premium Kettlebell 18 lb.	\$ 56.99	\$ 36.76
50357	Premium Kettlebell 20 lb.	\$ 61.39	\$ 39.60
50358	Premium Kettlebell 25 lb.	\$ 68.69	\$ 44.31
50359	Premium Kettlebell 30 lb.	\$ 76.69	\$ 47.93
50360	Premium Kettlebell 35 lb.	\$ 83.99	\$ 55.01
50361	Premium Kettlebell 40 lb.	\$ 90.39	\$ 56.49
50362	Premium Kettlebell 45 lb.	\$ 99.69	\$ 63.30
50363	Premium Kettlebell 50 lb.	\$ 106.69	\$ 70.95
50388	Cardio Barbell Spring Collar	\$ 6.39	\$ 4.95
50401	Syn Rings	\$ 50.99	\$ 45.89
50435	Standard Spring Collar	\$ 11.69	\$ 7.31
50436	Standard Spring Collar (Pair)	\$ 9.69	\$ 6.06
50440	Olympic Spring Collar (pair)	\$ 13.69	\$ 8.56
50442	Olympic Spring Collar	\$ 14.69	\$ 9.18
50450	Olympic Muscle Clamps (pair)	\$ 51.99	\$ 46.79
50465	Husker Power Locks (Pair)	\$ 62.39	\$ 56.15
50466	Husker Power Locks	\$ 62.39	\$ 37.43
50472	Lock-Jaw Pro Barbell Collar - Red	\$ 37.99	\$ 36.09
50473	Lock-Jaw Pro Barbell Collar	\$ 43.99	\$ 37.39
50475	Lock-Jaw Barbell Collar - Olympic	\$ 35.99	\$ 32.39
50476	Lock-Jaw Barbell Collar - Olympic - Red	\$ 35.99	\$ 32.39
50478	Lock-Jaw Barbell Collar - Standard	\$ 31.69	\$ 28.52
50479	Lock-Jaw HEX 30mm Barbell Collar	\$ 15.39	\$ 11.54
50481	Competition Kettlebell 8 kg.	\$ 40.39	\$ 31.30
50482	Competition Kettlebell 10 kg.	\$ 42.99	\$ 35.47
50483	Competition Kettlebell 12 kg.	\$ 44.99	\$ 37.12
50484	Competition Kettlebell 14 kg.	\$ 48.99	\$ 43.36
50485	Competition Kettlebell 16 kg.	\$ 54.99	\$ 48.12
50486	Competition Kettlebell 18 kg.	\$ 58.99	\$ 52.80
50487	Competition Kettlebell 20 kg.	\$ 64.99	\$ 58.17
50488	Competition Kettlebell 22 kg.	\$ 68.99	\$ 61.75
50489	Competition Kettlebell 24 kg.	\$ 73.99	\$ 66.22
50490	Competition Kettlebell 26 kg.	\$ 79.99	\$ 71.59
50491	Competition Kettlebell 28 kg.	\$ 84.99	\$ 76.07
50492	Competition Kettlebell 32 kg.	\$ 97.99	\$ 71.04
50493	Competition Kettlebell 36 kg.	\$ 117.99	\$ 85.54
50494	Competition Kettlebell 40 kg.	\$ 134.99	\$ 120.82
50495	Competition Kettlebell 44 kg.	\$ 174.99	\$ 147.87
50496	Competition Kettlebell 48 kg.	\$ 214.99	\$ 170.92
50528	Utility Bench	\$ 182.39	\$ 123.11
50562	Bamboo Bar	\$ 288.99	\$ 260.09
50564	Earthquake Bar	\$ 288.99	\$ 260.09
50710	Single Grip Handle Strap	\$ 15.69	\$ 10.28
50715	Double Grip Handle Strap	\$ 31.39	\$ 19.62

Part No.	Description	MSRP PRICE	USC PRICE
50735	Single Tricep Rope	\$ 20.99	\$ 13.75
50740	Pro Tricep Rope	\$ 27.99	\$ 18.05
50745	Super Tricep Rope	\$ 41.39	\$ 26.70
50750	Nylon Thigh Strap	\$ 20.99	\$ 13.12
50755	Abdominal Crunch Strap	\$ 35.39	\$ 22.12
50760	Nylon Ankle / Wrist Strap	\$ 15.69	\$ 10.12
50765	Pro Nylon Ankle / Wrist Strap	\$ 23.99	\$ 14.99
50771	Spiral Strength Singles	\$ 62.99	\$ 56.69
50774	Spiral Strength Dually	\$ 79.39	\$ 71.45
50792	Handle for Strength Band - Private Label (Part Only)	\$ 4.39	\$ 3.18
50793	Anchor Strap for Strength Band - Private Label (Part Only)	\$ 3.39	\$ 2.46
51101	Green Series 6000 - Treadmill with AC Motor	\$ 4,647.39	\$ 4,182.65
51104	Green Series 6000 - Treadmill with DC Motor	\$ 4,130.39	\$ 3,717.35
51107	Green Series 6000 - Elliptical	\$ 3,716.69	\$ 3,345.02
51110	Green Series 6000 - Recumbent Cycle	\$ 3,096.69	\$ 2,787.02
51113	Green Series 6000 - Upright Cycle	\$ 2,786.39	\$ 2,507.75
51116	Green Series 6000 - Indoor Cycle	\$ 1,855.99	\$ 1,670.39
51119	Green Series 7000 - Treadmill with Built in Digital TV	\$ 8,265.39	\$ 7,438.85
51122	Green Series 7000 - Treadmill with LED Console	\$ 7,231.69	\$ 6,508.52
51125	Green Series 7000 - Elliptical with Built in Digital TV	\$ 8,036.69	\$ 7,233.02
51128	Green Series 7000 - Elliptical with LED Console	\$ 6,197.69	\$ 5,577.92
51131	Green Series 7000 - Recumbent Cycle with Built in Digital TV	\$ 5,784.99	\$ 5,206.49
51134	Green Series 7000 - Recumbent Cycle with LED Console	\$ 4,130.39	\$ 3,717.35
51137	Green Series 7000 - Upright Cycle with Built in Digital TV	\$ 5,510.99	\$ 4,959.89
51140	Green Series 7000 - Upright Cycle with LED Console	\$ 3,819.99	\$ 3,437.99
51143	Green Series 7000 - Indoor Cycle	\$ 2,269.39	\$ 2,042.45
51160	HiTrainer ATP	\$ 7,099.99	\$ 6,389.99
51161	HiTrainer ATP+	\$ 8,114.99	\$ 7,303.49
51162	HiTrainer Pro	\$ 17,253.99	\$ 15,528.59
51170	Octane AirdyneX Bike	\$ 1,217.39	\$ 1,095.65
51171	Octane Airdyne Pro Bike	\$ 1,014.39	\$ 912.95
55883	Power Systems Urethane Plate 2.5LB (Black)	\$ 9.69	\$ 6.35
55884	Power Systems Urethane Plate 5LB (Black)	\$ 16.69	\$ 10.93
55885	Power Systems Urethane Plate 10LB (Black)	\$ 32.39	\$ 21.22
55886	Power Systems Urethane Plate 25LB (Black)	\$ 78.69	\$ 51.54
55887	Power Systems Urethane Plate 35LB (Black)	\$ 109.69	\$ 68.56
55888	Power Systems Urethane Plate 45LB (Black)	\$ 140.99	\$ 88.12
55889	Power Systems Bumper Plate 10LB (Black)	\$ 46.69	\$ 30.58
55890	Power Systems Bumper Plate 25LB (Black)	\$ 62.39	\$ 40.87
55891	Power Systems Bumper Plate 35LB (Black)	\$ 72.69	\$ 47.61
55892	Power Systems Bumper Plate 45LB (Black)	\$ 82.99	\$ 54.36
55893	Power Systems Bumper Plate 55LB (Black)	\$ 93.39	\$ 61.17
55894	Power Systems Olympic Bumper Plate 5KG (Grey)	\$ 56.99	\$ 37.33
55895	Power Systems Olympic Bumper Plate 10KG (Green)	\$ 67.39	\$ 44.14
55896	Power Systems Olympic Bumper Plate 15KG (Yellow)	\$ 77.69	\$ 48.56
55897	Power Systems Olympic Bumper Plate 20KG (Blue)	\$ 98.69	\$ 64.64

Part No.	Description	MSRP PRICE	USC PRICE
55898	Power Systems Olympic Bumper Plate 25KG (Red)	\$ 119.39	\$ 74.62
55899	Power Systems CardioBarbell Set	\$ 165.69	\$ 103.56
55901	Power Systems CardioBarbell Plate 2.5LB	\$ 17.69	\$ 13.71
55902	Power Systems CardioBarbell Plate 5LB	\$ 27.99	\$ 21.69
55903	Power Systems CardioBarbell Plate 10LB	\$ 52.99	\$ 41.07
55904	Power Systems CardioBarbell Bar	\$ 42.69	\$ 36.07
55905	Power Systems CardioBarbell Storage Rack (10 Set)	\$ 289.69	\$ 224.51
55906	Power Systems CardioBarbell Storage Rack (20 Set)	\$ 620.69	\$ 481.03
55907	Power Systems CardioBarbell (10 Set w/ Rack)	\$ 1,652.39	\$ 1,396.27
55908	Power Systems CardioBarbell (20 Set w/ Rack)	\$ 3,339.39	\$ 2,654.82
55912	The AXLE	\$ 274.39	\$ 249.98
55913	AXLE Bar	\$ 152.39	\$ 152.39
55914	AXLE Wheel	\$ 131.99	\$ 131.99
55915	AXLE Foot Straps	\$ 35.69	\$ 35.69
55918	AXLE Collars	\$ 30.69	\$ 30.69
55919	Axle Storage Rack - Holds 6 Axle units	\$ 308.99	\$ 308.99
55921	Power Systems Urethane Plate Set - Axle (6 Set)	\$ 689.69	\$ 689.69
55923	AXLE Foot Anchor - Plastic	\$ 34.99	\$ 34.99
56101	Troy Urethane Logo Dumbbell 5 lb	\$ 139.99	\$ 125.99
56102	Troy Urethane Logo Dumbbell 7.5 lb	\$ 139.99	\$ 125.99
56103	Troy Urethane Logo Dumbbell 10 lb	\$ 149.99	\$ 134.99
56104	Troy Urethane Logo Dumbbell 12.5 lb	\$ 149.99	\$ 134.99
56105	Troy Urethane Logo Dumbbell 15 lb	\$ 162.39	\$ 146.15
56106	Troy Urethane Logo Dumbbell 17.5 lb	\$ 162.39	\$ 146.15
56107	Troy Urethane Logo Dumbbell 20 lb	\$ 184.39	\$ 165.95
56108	Troy Urethane Logo Dumbbell 22.5 lb	\$ 184.39	\$ 165.95
56109	Troy Urethane Logo Dumbbell 25 lb	\$ 207.39	\$ 186.65
56110	Troy Urethane Logo Dumbbell 27.5 lb	\$ 207.39	\$ 186.65
56111	Troy Urethane Logo Dumbbell 30 lb	\$ 236.99	\$ 213.29
56112	Troy Urethane Logo Dumbbell 32.5 lb	\$ 236.99	\$ 213.29
56113	Troy Urethane Logo Dumbbell 35 lb	\$ 240.99	\$ 216.89
56114	Troy Urethane Logo Dumbbell 37.5 lb	\$ 240.99	\$ 216.89
56115	Troy Urethane Logo Dumbbell 40 lb	\$ 254.69	\$ 229.22
56116	Troy Urethane Logo Dumbbell 42.5 lb	\$ 254.69	\$ 229.22
56117	Troy Urethane Logo Dumbbell 45 lb	\$ 268.99	\$ 242.09
56118	Troy Urethane Logo Dumbbell 47.5 lb	\$ 268.99	\$ 242.09
56119	Troy Urethane Logo Dumbbell 50 lb	\$ 280.69	\$ 252.62
56120	Troy Urethane Logo Dumbbell 52.5 lb	\$ 280.69	\$ 252.62
56121	Troy Urethane Logo Dumbbell 55 lb	\$ 300.99	\$ 270.89
56122	Troy Urethane Logo Dumbbell 60 lb	\$ 322.99	\$ 290.69
56123	Troy Urethane Logo Dumbbell 65 lb	\$ 349.69	\$ 314.72
56124	Troy Urethane Logo Dumbbell 70 lb	\$ 376.69	\$ 339.02
56125	Troy Urethane Logo Dumbbell 75 lb	\$ 398.39	\$ 358.55
56126	Troy Urethane Logo Dumbbell 80 lb	\$ 419.99	\$ 377.99
56127	Troy Urethane Logo Dumbbell 85 lb	\$ 462.39	\$ 416.15
56128	Troy Urethane Logo Dumbbell 90 lb	\$ 483.99	\$ 435.59

Part No.	Description	MSRP PRICE	USC PRICE
56129	Troy Urethane Logo Dumbbell 95 lb	\$ 505.99	\$ 455.39
56130	Troy Urethane Logo Dumbbell 100 lb	\$ 548.39	\$ 493.55
56131	Troy Urethane Logo Dumbbell 105 lb	\$ 574.99	\$ 517.49
56132	Troy Urethane Logo Dumbbell 110 lb	\$ 597.69	\$ 537.92
56133	Troy Urethane Logo Dumbbell 115 lb	\$ 606.99	\$ 546.29
56134	Troy Urethane Logo Dumbbell 120 lb	\$ 650.39	\$ 585.35
56135	Troy Urethane Logo Dumbbell 125 lb	\$ 655.69	\$ 590.12
56136	Troy Urethane Logo Dumbbell 130 lb	\$ 655.69	\$ 590.12
56137	Troy Urethane Logo Dumbbell 135 lb	\$ 688.69	\$ 619.82
56138	Troy Urethane Logo Dumbbell 140 lb	\$ 731.39	\$ 658.25
56139	Troy Urethane Logo Dumbbell 145 lb	\$ 762.99	\$ 686.69
56140	Troy Urethane Logo Dumbbell 150 lb	\$ 774.69	\$ 697.22
56150	Troy 12 Sided Rubber Dumbbell 3 lb.	\$ 10.39	\$ 7.79
56151	Troy 12 Sided Rubber Dumbbell 5 lb.	\$ 14.39	\$ 10.79
56152	Troy 12 Sided Rubber Dumbbell 8 lb.	\$ 21.39	\$ 16.04
56153	Troy 12 Sided Rubber Dumbbell 10 lb.	\$ 27.39	\$ 20.54
56154	Troy 12 Sided Rubber Dumbbell 12 lb.	\$ 33.69	\$ 25.27
56155	Troy 12 Sided Rubber Dumbbell 15 lb.	\$ 40.69	\$ 30.52
56156	Troy 12 Sided Rubber Dumbbell 20 lb.	\$ 47.99	\$ 38.39
56157	Troy 12 Sided Rubber Dumbbell 25 lb.	\$ 59.99	\$ 47.99
56158	Troy 12 Sided Rubber Dumbbell 30 lb.	\$ 71.99	\$ 57.59
56159	Troy 12 Sided Rubber Dumbbell 35 lb.	\$ 82.99	\$ 62.24
56160	Troy 12 Sided Rubber Dumbbell 40 lb.	\$ 94.99	\$ 71.24
56161	Troy 12 Sided Rubber Dumbbell 45 lb.	\$ 106.99	\$ 80.24
56162	Troy 12 Sided Rubber Dumbbell 50 lb.	\$ 118.99	\$ 89.24
56163	Troy 12 Sided Rubber Dumbbell 55 lb.	\$ 130.99	\$ 98.24
56164	Troy 12 Sided Rubber Dumbbell 60 lb.	\$ 142.99	\$ 107.24
56165	Troy 12 Sided Rubber Dumbbell 65 lb.	\$ 153.99	\$ 115.49
56166	Troy 12 Sided Rubber Dumbbell 70 lb.	\$ 165.99	\$ 124.49
56167	Troy 12 Sided Rubber Dumbbell 75 lb.	\$ 177.99	\$ 133.49
56168	Troy 12 Sided Rubber Dumbbell 80 lb.	\$ 188.99	\$ 141.74
56169	Troy 12 Sided Rubber Dumbbell 85 lb.	\$ 204.99	\$ 153.74
56170	Troy 12 Sided Rubber Dumbbell 90 lb.	\$ 214.99	\$ 161.24
56171	Troy 12 Sided Rubber Dumbbell 95 lb.	\$ 224.99	\$ 168.74
56172	Troy 12 Sided Rubber Dumbbell 100 lb.	\$ 236.99	\$ 177.74
56173	Troy 12 Sided Rubber Dumbbell 105 lb.	\$ 248.69	\$ 223.82
56174	Troy 12 Sided Rubber Dumbbell 110 lb.	\$ 260.99	\$ 234.89
56175	Troy 12 Sided Rubber Dumbbell 115 lb.	\$ 272.99	\$ 245.69
56176	Troy 12 Sided Rubber Dumbbell 120 lb.	\$ 284.99	\$ 256.49
56177	Troy 12 Sided Rubber Dumbbell 125 lb.	\$ 295.99	\$ 266.39
56190	VTX 12 Sided Cast Dumbbell 5 lb.	\$ 10.69	\$ 9.62
56191	VTX 12 Sided Cast Dumbbell 10 lb.	\$ 19.69	\$ 17.72
56192	VTX 12 Sided Cast Dumbbell 15 lb.	\$ 31.39	\$ 28.25
56193	VTX 12 Sided Cast Dumbbell 20 lb.	\$ 36.39	\$ 32.75
56194	VTX 12 Sided Cast Dumbbell 25 lb.	\$ 41.39	\$ 37.25
56195	VTX 12 Sided Cast Dumbbell 30 lb.	\$ 51.99	\$ 46.79

Part No.	Description	MSRP PRICE	USC PRICE
56196	VTX 12 Sided Cast Dumbbell 35 lb.	\$ 62.39	\$ 56.15
56197	VTX 12 Sided Cast Dumbbell 40 lb.	\$ 72.69	\$ 65.42
56198	VTX 12 Sided Cast Dumbbell 45 lb.	\$ 82.99	\$ 74.69
56199	VTX 12 Sided Cast Dumbbell 50 lb.	\$ 93.39	\$ 84.05
56200	VTX 12 Sided Cast Dumbbell 55 lb.	\$ 98.69	\$ 88.82
56201	VTX 12 Sided Cast Dumbbell 60 lb.	\$ 108.69	\$ 97.82
56202	VTX 12 Sided Cast Dumbbell 65 lb.	\$ 112.69	\$ 101.42
56203	VTX 12 Sided Cast Dumbbell 70 lb.	\$ 123.39	\$ 111.05
56204	VTX 12 Sided Cast Dumbbell 75 lb.	\$ 133.39	\$ 120.05
56205	VTX 12 Sided Cast Dumbbell 80 lb.	\$ 143.99	\$ 129.59
56206	VTX 12 Sided Cast Dumbbell 85 lb.	\$ 154.39	\$ 138.95
56207	VTX 12 Sided Cast Dumbbell 90 lb.	\$ 164.69	\$ 148.22
56208	VTX 12 Sided Cast Dumbbell 95 lb.	\$ 170.99	\$ 153.89
56209	VTX 12 Sided Cast Dumbbell 100 lb.	\$ 174.99	\$ 157.49
56220	Troy Urethane Dumbbell 5 lb	\$ 139.99	\$ 125.99
56221	Troy Urethane Dumbbell 7.5 lb	\$ 139.99	\$ 125.99
56222	Troy Urethane Dumbbell 10 lb	\$ 149.99	\$ 134.99
56223	Troy Urethane Dumbbell 12.5 lb	\$ 149.99	\$ 134.99
56224	Troy Urethane Dumbbell 15 lb	\$ 162.39	\$ 146.15
56225	Troy Urethane Dumbbell 17.5 lb	\$ 162.39	\$ 146.15
56226	Troy Urethane Dumbbell 20 lb	\$ 184.39	\$ 165.95
56227	Troy Urethane Dumbbell 22.5 lb	\$ 184.39	\$ 165.95
56228	Troy Urethane Dumbbell 25 lb	\$ 207.39	\$ 186.65
56229	Troy Urethane Dumbbell 27.5 lb	\$ 207.39	\$ 186.65
56230	Troy Urethane Dumbbell 30 lb	\$ 236.99	\$ 213.29
56231	Troy Urethane Dumbbell 32.5 lb	\$ 236.99	\$ 213.29
56232	Troy Urethane Dumbbell 35 lb	\$ 240.99	\$ 216.89
56233	Troy Urethane Dumbbell 37.5 lb	\$ 240.99	\$ 216.89
56234	Troy Urethane Dumbbell 40 lb	\$ 254.69	\$ 229.22
56235	Troy Urethane Dumbbell 42.5 lb	\$ 254.69	\$ 229.22
56236	Troy Urethane Dumbbell 45 lb	\$ 268.99	\$ 242.09
56237	Troy Urethane Dumbbell 47.5 lb	\$ 268.99	\$ 242.09
56238	Troy Urethane Dumbbell 50 lb	\$ 280.69	\$ 252.62
56239	Troy Urethane Dumbbell 52.5 lb	\$ 280.69	\$ 252.62
56240	Troy Urethane Dumbbell 55 lb	\$ 300.99	\$ 270.89
56241	Troy Urethane Dumbbell 60 lb	\$ 322.99	\$ 290.69
56242	Troy Urethane Dumbbell 65 lb	\$ 349.69	\$ 314.72
56243	Troy Urethane Dumbbell 70 lb	\$ 376.69	\$ 339.02
56244	Troy Urethane Dumbbell 75 lb	\$ 398.39	\$ 358.55
56245	Troy Urethane Dumbbell 80 lb	\$ 419.99	\$ 377.99
56246	Troy Urethane Dumbbell 85 lb	\$ 462.39	\$ 416.15
56247	Troy Urethane Dumbbell 90 lb	\$ 483.99	\$ 435.59
56248	Troy Urethane Dumbbell 95 lb	\$ 505.99	\$ 455.39
56249	Troy Urethane Dumbbell 100 lb	\$ 548.39	\$ 493.55
56250	Troy Urethane Dumbbell 105 lb	\$ 574.99	\$ 517.49
56251	Troy Urethane Dumbbell 110 lb	\$ 597.69	\$ 537.92

Part No.	Description	MSRP PRICE	USC PRICE
56252	Troy Urethane Dumbbell 115 lb	\$ 606.99	\$ 546.29
56253	Troy Urethane Dumbbell 120 lb	\$ 650.39	\$ 585.35
56254	Troy Urethane Dumbbell 125 lb	\$ 655.69	\$ 590.12
56255	Troy Urethane Dumbbell 130 lb	\$ 655.69	\$ 590.12
56256	Troy Urethane Dumbbell 135 lb	\$ 688.69	\$ 619.82
56257	Troy Urethane Dumbbell 140 lb	\$ 731.39	\$ 658.25
56258	Troy Urethane Dumbbell 145 lb	\$ 762.99	\$ 686.69
56259	Troy Urethane Dumbbell 150 lb	\$ 774.69	\$ 697.22
56289	Dynabell 5 Tier Single Rack	\$ 318.69	\$ 286.82
56290	MoveStrong Dynabell 10 lb	\$ 143.99	\$ 129.59
56292	MoveStrong Dynabell 20 lb	\$ 174.99	\$ 157.49
56294	MoveStrong Dynabell 30 lb	\$ 205.99	\$ 185.39
56296	MoveStrong Dynabell 40 lb	\$ 236.99	\$ 213.29
56298	MoveStrong Dynabell 50 lb	\$ 267.99	\$ 241.19
60054	Landmine	\$ 258.69	\$ 169.44
60055	Landmine w/Wide Handle	\$ 294.99	\$ 193.22
60056	Wide Handle for Landmine	\$ 41.39	\$ 26.28
60286	Neoprene / Vinyl Dumbbell Storage Rack w/44 Pairs of Premium Neoprene Coated DBs	\$ 750.69	\$ 559.26
60398	Elite Urethane Olympic Plate 35 lb.	\$ 104.99	\$ 76.12
60400	Elite Urethane Olympic Plate 45 lb.	\$ 134.99	\$ 97.87
60849	Premium Bumper Plate 10 lb. - Green (pair) [VTX]	\$ 124.39	\$ 88.32
60852	Premium Bumper Plate 25 lb. - Yellow (pair) [VTX]	\$ 170.99	\$ 123.11
60853	Premium Bumper Plate 35 lb. - Blue (pair) [VTX]	\$ 224.39	\$ 161.56
60854	Premium Bumper Plate 45 lb. - Red (pair) [VTX]	\$ 245.39	\$ 176.68
60857	VTX Solid Rubber Bumper Plate 10 lb. - Green	\$ 53.99	\$ 48.59
60858	VTX Solid Rubber Bumper Plate 25 lb. - Yellow	\$ 85.99	\$ 77.39
60859	VTX Solid Rubber Bumper Plate 35 lb. - Blue	\$ 128.39	\$ 115.55
60860	VTX Solid Rubber Bumper Plate 45 lb. - Red	\$ 106.69	\$ 96.02
60862	VTX Solid Rubber Bumper Plate 10 lb. - Black	\$ 121.39	\$ 109.25
60864	VTX Solid Rubber Bumper Plate 25 lb. - Black	\$ 52.99	\$ 47.69
60865	VTX Solid Rubber Bumper Plate 35 lb. - Black	\$ 71.39	\$ 64.25
60866	VTX Solid Rubber Bumper Plate 45 lb. - Black	\$ 94.69	\$ 85.22
60872	Premium Solid Rubber Bumper Plates - 10 lb. - Black - (1 Pair) [VTX]	\$ 82.99	\$ 59.75
60874	Premium Solid Rubber Bumper Plates - 25 lb. - Black - (1 Pair) [VTX]	\$ 113.69	\$ 81.86
60875	Premium Solid Rubber Bumper Plates - 35 lb. - Black - (1 Pair) [VTX]	\$ 149.99	\$ 107.99
60876	Premium Solid Rubber Bumper Plates - 45 lb. - Black - (1 Pair) [VTX]	\$ 197.69	\$ 142.34
60965	Diamond Pro 10 lb Bumper Plate	\$ 17.69	\$ 15.92
60967	Diamond Pro 15 lb Bumper Plate	\$ 26.99	\$ 24.29
60969	Diamond Pro 25 lb Bumper Plate	\$ 44.69	\$ 40.22
60971	Diamond Pro 35 lb Bumper Plate	\$ 62.39	\$ 56.15
60973	Diamond Pro 45 lb Bumper Plate	\$ 79.69	\$ 71.72
60975	Diamond Pro 55 lb Bumper Plate	\$ 97.39	\$ 87.65
61080	Elite Urethane Dumbbell 90 lb.	\$ 383.99	\$ 239.99
61088	Olympic Grip Plate 2.5 lb.	\$ 7.39	\$ 4.99
61090	Olympic Grip Plate 5 lb.	\$ 13.69	\$ 8.56

Part No.	Description	MSRP PRICE	USC PRICE
61092	Olympic Grip Plate 10 lb.	\$ 21.99	\$ 15.06
61094	Olympic Grip Plate 25 lb.	\$ 51.99	\$ 35.09
61096	Olympic Grip Plate 35 lb.	\$ 71.69	\$ 46.96
61098	Olympic Grip Plate 45 lb.	\$ 92.39	\$ 62.36
61102	Pro Olympic Plate 2.5 lb. - Black	\$ 5.39	\$ 3.37
61105	Pro Olympic Plate 5 lb. - Black	\$ 8.69	\$ 5.87
61110	Pro Olympic Plate 10 lb. - Black	\$ 14.69	\$ 10.50
61125	Pro Olympic Plate 25 lb. - Black	\$ 33.39	\$ 24.88
61135	Pro Olympic Plate 35 lb. - Black	\$ 45.69	\$ 35.41
61145	Pro Olympic Plate 45 lb. - Black	\$ 60.39	\$ 44.99
61403	Super-Hex Dumbbell 3 lb.	\$ 5.99	\$ 4.34
61500	Rubber Octagonal Dumbbell 100 lb.	\$ 154.39	\$ 107.30
61503	Rubber Octagonal Dumbbell 3 lb.	\$ 7.39	\$ 5.51
61504	Rubber Octagonal Dumbbell 4 lb	\$ 8.69	\$ 6.47
61505	Rubber Octagonal Dumbbell 5 lb.	\$ 9.69	\$ 7.22
61506	Rubber Octagonal Dumbbell 6 lb	\$ 10.69	\$ 7.96
61507	Rubber Octagonal Dumbbell 7 lb	\$ 11.69	\$ 8.71
61508	Rubber Octagonal Dumbbell 8 lb.	\$ 13.69	\$ 10.20
61509	Rubber Octagonal Dumbbell 9 lb	\$ 14.69	\$ 11.38
61510	Rubber Octagonal Dumbbell 10 lb.	\$ 16.69	\$ 12.27
61512	Rubber Octagonal Dumbbell 12 lb	\$ 20.99	\$ 15.22
61515	Rubber Octagonal Dumbbell 15 lb.	\$ 24.99	\$ 18.12
61520	Rubber Octagonal Dumbbell 20 lb.	\$ 33.39	\$ 23.54
61525	Rubber Octagonal Dumbbell 25 lb.	\$ 41.39	\$ 29.18
61530	Rubber Octagonal Dumbbell 30 lb.	\$ 48.99	\$ 35.03
61535	Rubber Octagonal Dumbbell 35 lb.	\$ 56.99	\$ 40.18
61540	Rubber Octagonal Dumbbell 40 lb.	\$ 65.39	\$ 46.10
61545	Rubber Octagonal Dumbbell 45 lb.	\$ 73.69	\$ 51.95
61550	Rubber Octagonal Dumbbell 50 lb.	\$ 80.69	\$ 57.69
61555	Rubber Octagonal Dumbbell 55 lb.	\$ 84.99	\$ 60.77
61560	Rubber Octagonal Dumbbell 60 lb.	\$ 92.99	\$ 68.35
61565	Rubber Octagonal Dumbbell 65 lb.	\$ 100.39	\$ 72.78
61570	Rubber Octagonal Dumbbell 70 lb.	\$ 107.99	\$ 73.97
61575	Rubber Octagonal Dumbbell 75 lb.	\$ 115.99	\$ 82.93
61580	Rubber Octagonal Dumbbell 80 lb.	\$ 123.69	\$ 90.91
61585	Rubber Octagonal Dumbbell 85 lb.	\$ 130.99	\$ 97.59
61590	Rubber Octagonal Dumbbell 90 lb.	\$ 138.99	\$ 96.60
61595	Rubber Octagonal Dumbbell 95 lb.	\$ 146.69	\$ 99.02
61601	Premium Neoprene Coated Dumbbell 1 lb.	\$ 3.39	\$ 2.12
61602	Premium Neoprene Coated Dumbbell 2 lb.	\$ 4.39	\$ 2.83
61603	Premium Neoprene Coated Dumbbell 3 lb.	\$ 5.39	\$ 3.58
61604	Premium Neoprene Coated Dumbbell 4 lb.	\$ 4.99	\$ 3.67
61605	Premium Neoprene Coated Dumbbell 5 lb.	\$ 6.69	\$ 4.98
61606	Premium Neoprene Coated Dumbbell 6 lb.	\$ 6.99	\$ 5.56
61607	Premium Neoprene Coated Dumbbell 7 lb.	\$ 7.99	\$ 6.35
61608	Premium Neoprene Coated Dumbbell 8 lb.	\$ 9.99	\$ 7.84

Part No.	Description	MSRP PRICE	USC PRICE
61609	Premium Neoprene Coated Dumbbell 9 lb.	\$ 10.99	\$ 8.74
61610	Premium Neoprene Coated Dumbbell 10 lb.	\$ 11.99	\$ 9.53
61612	Premium Neoprene Coated Dumbbell 12 lb.	\$ 13.99	\$ 11.12
61615	Premium Neoprene Coated Dumbbell 15 lb.	\$ 16.99	\$ 13.51
61622	Standard Plate 2.5 lb.	\$ 3.99	\$ 2.77
61625	Standard Plate 5 lb.	\$ 6.99	\$ 4.93
61627	Standard Plate 7.5 lb.	\$ 9.99	\$ 7.24
61630	Standard Plate 10 lb.	\$ 12.99	\$ 9.42
61636	Standard Rubber Plate 2.5 lb.	\$ 5.39	\$ 3.37
61637	Standard Rubber Plate 5 lb.	\$ 9.69	\$ 6.44
61639	Standard Rubber Plate 10 lb.	\$ 16.69	\$ 12.27
61701	Deluxe Vinyl Coated Dumbbell 1 lb.	\$ 3.39	\$ 2.19
61702	Deluxe Vinyl Coated Dumbbell 2 lb.	\$ 4.39	\$ 2.83
61703	Deluxe Vinyl Coated Dumbbell 3 lb.	\$ 5.39	\$ 3.53
61704	Deluxe Vinyl Coated Dumbbell 4 lb.	\$ 6.39	\$ 4.38
61705	Deluxe Vinyl Coated Dumbbell 5 lb.	\$ 7.39	\$ 5.51
61706	Deluxe Vinyl Coated Dumbbell 6 lb.	\$ 8.69	\$ 6.47
61707	Deluxe Vinyl Coated Dumbbell 7 lb.	\$ 9.69	\$ 7.22
61708	Deluxe Vinyl Coated Dumbbell 8 lb.	\$ 11.69	\$ 8.59
61709	Deluxe Vinyl Coated Dumbbell 9 lb.	\$ 12.69	\$ 9.07
61710	Deluxe Vinyl Coated Dumbbell 10 lb.	\$ 13.69	\$ 10.20
61712	Deluxe Vinyl Coated Dumbbell 12 lb.	\$ 16.69	\$ 12.43
61715	Deluxe Vinyl Coated Dumbbell 15 lb.	\$ 19.69	\$ 14.67
61725	Neoprene / Vinyl Dumbbell Storage Rack w/44 Pairs of Deluxe Vinyl Coated DBs	\$ 629.99	\$ 500.84
61726	Neoprene / Vinyl Dumbbell Storage Rack w/44 Pairs of Apple Vinyl DBs	\$ 872.69	\$ 650.15
61730	Diamond Pro - Power Bar	\$ 239.99	\$ 215.99
61733	Diamond Pro - IWF 20kg Bar	\$ 219.39	\$ 197.45
61736	Diamond Pro - IWF 15kg Bar	\$ 201.69	\$ 181.52
61739	Diamond Pro - Select 20kg Bar	\$ 365.99	\$ 329.39
61742	Diamond Pro - Select 15kg Bar	\$ 299.99	\$ 269.99
61751	Pro Power-Bar w/ Pro Olympic Plates - 2 ea. 2.5, 10, 25, 35, 45 lb. - 4 ea. 5 lb.	\$ 502.69	\$ 364.45
61765	6 ft Curl Bar	\$ 144.99	\$ 130.49
61775	Neoprene / Vinyl Horizontal Dumbbell 4-Tier Rack	\$ 213.99	\$ 138.02
61776	Neoprene Vinyl Horizontal DB Rack w/Neoprene DB (Set 1-15 lb.)	\$ 410.69	\$ 297.75
61777	Neoprene / Vinyl Horizontal DB Rack w/Apple Vinyl DB (Set 1-15 lb.)	\$ 461.39	\$ 357.58
61778	Neoprene / Vinyl Horizontal 4-Tier DB Rack w/Vinyl DB (Set 1-15 lb.)	\$ 410.69	\$ 318.28
61786	Neoprene / Vinyl Dumbbell Vertical Rack w/Neoprene DB (Set 1-15 lb.)	\$ 409.69	\$ 297.03
61787	Neoprene / Vinyl Dumbbell Vertical Rack w/Vinyl DB (Set 1-15 lb.)	\$ 409.69	\$ 292.93
61788	Neoprene / Vinyl Dumbbell Vertical Rack	\$ 228.99	\$ 147.70
61791	Neoprene / Vinyl Dumbbell Vertical Rack w/Apple Vinyl DB (Set 1-15 lb.)	\$ 461.39	\$ 343.74
61795	Power Systems 3 Tier Dumbbell Rack	\$ 507.69	\$ 456.92
61796	Horizontal Dumbbell Rack (2 Box Item)	\$ 325.99	\$ 213.52
61799	Premium Dumbbell Storage Rack	\$ 310.39	\$ 231.24
61800	Pro Power Bar - 1500 lb. Capacity - Black	\$ 303.99	\$ 199.11
61805	Pro Power Bar - 1500 lb. Capacity - Nickel	\$ 301.99	\$ 197.80
61810	Pro Power Bar - 700 lb. Capacity - Black	\$ 231.99	\$ 151.95

Part No.	Description	MSRP PRICE	USC PRICE
61815	Pro Power Bar - 700 lb. Capacity - Nickel	\$ 229.99	\$ 150.64
61820	Premium Olympic Bar	\$ 341.69	\$ 223.81
61830	Short Olympic Bar	\$ 150.99	\$ 98.90
61838	Pro Olympic Curl Bar	\$ 103.69	\$ 66.88
61845	Pro Olympic Tricep Bar	\$ 76.99	\$ 58.90
61850	Aluminum Training Bar	\$ 188.99	\$ 118.12
61855	Super Deadlift Bar	\$ 192.39	\$ 126.02
61858	Hex Bar	\$ 171.99	\$ 126.41
61860	CardioBarbell Set Standard - Black - 51 in. Bar	\$ 106.69	\$ 66.68
61863	CardioBarbell - Black Plates Only	\$ 53.99	\$ 39.14
61894	CardioBarbell Standard w/10 Barbell Sets & Storage Rack - 51 in. Bar	\$ 1,347.39	\$ 842.12
61895	CardioBarbell Standard w/20 Barbell Sets & Storage Rack - 51 in. Bar	\$ 2,481.39	\$ 1,550.87
61896	Cable Attachment Bar Storage Rack	\$ 272.39	\$ 178.42
61898	Cable Attachment Bar Storage Rack w/ 12 Cable Attachment Bars	\$ 754.99	\$ 471.87
61906	Collars for Premium CardioBarbell 51 in. Bar - Steel	\$ 21.99	\$ 13.74
61907	Premium CardioBarbell Collar - Black	\$ 15.99	\$ 9.99
61909	CardioBarbell 51in. Bar Only	\$ 47.69	\$ 29.81
61910	Deluxe CardioBarbell Plates Only	\$ 80.69	\$ 58.50
61912	Deluxe CardioBarbell Set - 51 in. Bar	\$ 144.99	\$ 90.62
61916	Deluxe CardioBarbell 10 Set Storage Rack Only	\$ 229.99	\$ 143.74



GameTime Division
 PlayCore Wisconsin, Inc.
 150 Playcore Drive SE
 Fort Payne, AL 35967
 Tel: 800.235.2440

GAMETIME U.S. COMMUNITIES PRICE LIST 1805 SITE FURNISHINGS

Part No.	Part Group	Item Description	Unit	Commercial Price	USC Disc't	USC Net Price
49	70	Family Sized Grill	EA	\$ 652.00	3%	\$ 632.44
51	70	Economy Stove Permanent	EA	\$ 236.00	3%	\$ 228.92
60	70	Waist-Hi Stove, Permanent	EA	\$ 300.00	3%	\$ 291.00
P252	70	Two-Leg Port. Bench 6' Painted	EA	\$ 826.00	3%	\$ 801.22
252	70	Two-Leg Portable Bench, 6'	EA	\$ 482.00	3%	\$ 467.54
P253	70	Two-Leg Port. Bench 8' Painted	EA	\$ 916.00	3%	\$ 888.52
253	70	Two-Leg Portable Bench, 8'	EA	\$ 565.00	3%	\$ 548.05
P328	70	Two Leg Port. Frames Painted	EA	\$ 238.00	3%	\$ 230.86
328	70	Two-Leg Portable Frames-Pair	PR	\$ 178.00	3%	\$ 172.66
P338	70	Welded St.Leg Frames Painted	EA	\$ 186.00	3%	\$ 180.42
338	70	Welded St.Leg Bench Frames-Pr	PR	\$ 143.00	3%	\$ 138.71
P532	70	Welded St.Leg Bench, 6'Ptd.	EA	\$ 779.00	3%	\$ 755.63
532	70	Welded St. Leg Bench, 6'	EA	\$ 444.00	3%	\$ 430.68
P533	70	Welded Straight Leg Bench, 8' Painted	EA	\$ 872.00	3%	\$ 845.84
533	70	Welded Straight Leg Bench, 8'	EA	\$ 531.00	3%	\$ 515.07
P574	70	Standard Frames Only	EA	\$ 454.00	3%	\$ 440.38
574	70	Table Frames 1 5/8"Od	EA	\$ 266.00	3%	\$ 258.02
P592	70	6' Table With Wood Slats	EA	\$ 670.00	3%	\$ 649.90
592	70	Std Pic Tbl 6' W/Wood Seat/Top	EA	\$ 511.00	3%	\$ 495.67
P593	70	8' Table With Wood Slats	EA	\$ 761.00	3%	\$ 738.17
593	70	Std Pic Tbl 8' W/Wood Seat/Top	EA	\$ 582.00	3%	\$ 564.54
598	70	Std Aluminum Picnic Table, 6'	EA	\$ 738.00	3%	\$ 715.86
599	70	Std Aluminum Picnic Table, 8'	EA	\$ 886.00	3%	\$ 859.42
677	70	6' Painted Picnic Table	EA	\$ 1,097.00	3%	\$ 1,064.09
678	70	8' Painted Picnic Table	EA	\$ 1,299.00	3%	\$ 1,260.03
705	70	Portable Bike Rack 5'	EA	\$ 326.00	3%	\$ 316.22
707	70	Permanent Bike Rack 5'	EA	\$ 328.00	3%	\$ 318.16
710	70	Portable Bike Rack 10'	EA	\$ 536.00	3%	\$ 519.92
711	70	Permanent Bike Rack 10'	EA	\$ 537.00	3%	\$ 520.89
720	70	Portable Bike Rack 20'	EA	\$ 1,021.00	3%	\$ 990.37
721	70	Permanent Bike Rack 20'	EA	\$ 1,037.00	3%	\$ 1,005.89
730	70	Portable Bike Rack 30'	EA	\$ 1,516.00	3%	\$ 1,470.52
731	70	Permanent Bike Rack 30'	EA	\$ 1,521.00	3%	\$ 1,475.37
756	70	Picnic Table Anchor Kit	EA	\$ 9.80	3%	\$ 9.50
P766	70	6'Wood Picnic Table	EA	\$ 712.00	3%	\$ 690.64
766	70	Wood Top And Seats, 6'	EA	\$ 544.00	3%	\$ 527.68
P768	70	8'Wood Picnic Table	EA	\$ 808.00	3%	\$ 783.76
768	70	Picnic Table	EA	\$ 618.00	3%	\$ 599.46

U.S. COMMUNITIES PRICE LIST 1805 SITE FURNISHINGS

Part No.	Part Group	Item Description	Unit	Commercial Price	USC Disc't	USC Net Price
P769	70	Hd Frames Only (Painted)	EA	\$ 495.00	3%	\$ 480.15
769	70	End Frames Only (Set)	SET	\$ 326.00	3%	\$ 316.22
P796	70	6' H.D. Picnic Table Painted	EA	\$ 1,205.00	3%	\$ 1,168.85
796	70	H D Picnic Table, 6' Alum	EA	\$ 812.00	3%	\$ 787.64
P798	70	8'Alum Picnic Table	EA	\$ 1,423.00	3%	\$ 1,380.31
798	70	H D Picnic Table, 8' Alum	EA	\$ 1,001.00	3%	\$ 970.97
UL1180	70	Inground Pedestal Mount	EA	\$ 61.00	3%	\$ 59.17
P1308	70	H.D. Accessible Picnic Table W/ Alum	EA	\$ 1,335.00	3%	\$ 1,294.95
1308	70	H.D. Accessible Picnic Table W/ Alum	EA	\$ 937.00	3%	\$ 908.89
P1309	70	H.D. Accessible Picnic Table W/ Wood	EA	\$ 763.00	3%	\$ 740.11
1309	70	H.D. Accessible Picnic Table W/ Wood	EA	\$ 594.00	3%	\$ 576.18
UF1546	70	6' Rwd Bench W/ Inground Base	EA	\$ 1,482.00	3%	\$ 1,437.54
UF1547	70	6' Rwd Bench W/ Inground Base & Arm	EA	\$ 1,533.00	3%	\$ 1,487.01
UF1556	70	6' Rwd Bench W/ Flush Mt Base	EA	\$ 1,500.00	3%	\$ 1,455.00
UF1557	70	6' Rwd Bench W/ Flush Mt Base & Arm	EA	\$ 1,554.00	3%	\$ 1,507.38
M1818	70	Timbers Trash Receptacle Portable	EA	\$ 792.00	3%	\$ 768.24
1818	70	Timbers Trash Receptacle Portable	EA	\$ 792.00	3%	\$ 768.24
M1819	70	Timbers Trash Receptacle Permanent	EA	\$ 741.00	3%	\$ 718.77
1819	70	Timbers Trash Receptacle Permanent	EA	\$ 741.00	3%	\$ 718.77
M1820	70	Timbers Straight Leg Park Bench	EA	\$ 581.00	3%	\$ 563.57
1820	70	Timbers Straight Leg Park Bench	EA	\$ 581.00	3%	\$ 563.57
M1821	70	Timbers Two Leg Portable Bench	EA	\$ 632.00	3%	\$ 613.04
1821	70	Timbers Two Leg Portable Bench	EA	\$ 632.00	3%	\$ 613.04
UF1996	70	6' Jatoba Victorian W/Arms	EA	\$ 1,421.00	3%	\$ 1,378.37
UF1998	70	8' Jatoba Victorian W/Arms	EA	\$ 1,520.00	3%	\$ 1,474.40
UF1999	70	8' Jatoba Victorian W/Arms - Double	EA	\$ 2,412.00	3%	\$ 2,339.64
UL2050	70	Receptacle Top Connector Pkg	EA	\$ 40.00	3%	\$ 38.80
UF2106	70	6' Jatoba Victorian	EA	\$ 1,105.00	3%	\$ 1,071.85
UF2108	70	8' Jatoba Victorian	EA	\$ 1,154.00	3%	\$ 1,119.38
2108	70	Player Bench, 8' Perm	EA	\$ 202.00	3%	\$ 195.94
2115	70	Player Bench, 15' Perm	EA	\$ 341.00	3%	\$ 330.77
2125	70	Stationary Alum Park Bench, 15'	EA	\$ 657.00	3%	\$ 637.29
2126	70	Stationary Alum Park Bench, 6'	EA	\$ 318.00	3%	\$ 308.46
2128	70	Stationary Alum Park Bench, 8'	EA	\$ 380.00	3%	\$ 368.60
P2132	70	6' Wld. Alum. Angle Leg Bench	EA	\$ 749.00	3%	\$ 726.53
2132	70	6' Wld. Alum. Angle Leg Bench	EA	\$ 453.00	3%	\$ 439.41
P2133	70	8' Wld. Alum. Angle Leg Bench	EA	\$ 841.00	3%	\$ 815.77
2133	70	8' Wld. Alum. Angle Leg Bench	EA	\$ 542.00	3%	\$ 525.74
2136	70	Portable Alum Park Bench, 6'	EA	\$ 340.00	3%	\$ 329.80
2138	70	Portable Alum Park Bench, 8'	EA	\$ 405.00	3%	\$ 392.85
2145	70	Portable Alum Park Bench, 15'	EA	\$ 695.00	3%	\$ 674.15
2156	70	Player Bench, 6' Port	EA	\$ 277.00	3%	\$ 268.69
2158	70	Player Bench, 8' Port	EA	\$ 317.00	3%	\$ 307.49
2165	70	Player Bench, 15' Port	EA	\$ 513.00	3%	\$ 497.61

U.S. COMMUNITIES PRICE LIST 1805 SITE FURNISHINGS

Part No.	Part Group	Item Description	Unit	Commercial Price	USC Disc't	USC Net Price
2435SP	70	Galv Food Crt Tbl Surf Mt	EA	\$ 2,369.00	3%	\$ 2,297.93
UF3001	70	Concealed Mount Hardware	EA	\$ 67.00	3%	\$ 64.99
P3138	70	Wld. Angle Leg Bench Frames	EA	\$ 157.00	3%	\$ 152.29
3138	70	Wld. Angle Leg Prk Bnch.	EA	\$ 152.00	3%	\$ 147.44
UF3544	70	4' Perf Bench W/O Arm - Ingrd Mount	EA	\$ 986.00	3%	\$ 956.42
UF3546	70	6' Perf Bench W/O Arm - Ingrd Mount	EA	\$ 1,436.00	3%	\$ 1,392.92
UF3548	70	8' Metal Bench W/O Arm Ing	EA	\$ 1,920.00	3%	\$ 1,862.40
UF3554	70	4' Perf Bench W/O Arm-Surf Mount	EA	\$ 1,006.00	3%	\$ 975.82
UF3556	70	6' Perf Bench W/O Arm - Surface Mount	EA	\$ 1,458.00	3%	\$ 1,414.26
UF3558	70	8' Perf Bench W/O Arm - Surface Mount	EA	\$ 1,947.00	3%	\$ 1,888.59
UF3644	70	4' Perf Bench W/ Arm - Inground Mount	EA	\$ 1,119.00	3%	\$ 1,085.43
UF3646	70	6' Perf Bench W/ Arm - Inground Mount	EA	\$ 1,789.00	3%	\$ 1,735.33
UF3648	70	8' Perf Bench W/ Arm - Inground Mount	EA	\$ 1,957.00	3%	\$ 1,898.29
UF3649	70	8' Double Perf Bench W/ Arm-Ingrnd Mt	EA	\$ 1,973.00	3%	\$ 1,913.81
UF3654	70	4' Perf Bench W/ Arm-Surface Mount	EA	\$ 1,139.00	3%	\$ 1,104.83
UF3656	70	6' Perf Bench W/ Arm-Surface Mount	EA	\$ 1,810.00	3%	\$ 1,755.70
UF3658	70	8' Perf Bench W/ Arm-Surface Mount	EA	\$ 1,982.00	3%	\$ 1,922.54
UF3659	70	8' Double Perf Bench W/ Arm-Surf Mt	EA	\$ 1,998.00	3%	\$ 1,938.06
3680	85	Sealed Shade Drawings	EA	\$ 550.00	0%	\$ 550.00
UF3744	70	4' Perf Seat - Inground Mount	EA	\$ 717.00	3%	\$ 695.49
UF3746	70	6' Perf Seat - Inground Mount	EA	\$ 992.00	3%	\$ 962.24
UF3748	70	8' Perf Seat - Inground Mount	EA	\$ 1,382.00	3%	\$ 1,340.54
UF3754	70	4' Perf Seat - Surface Mount	EA	\$ 737.00	3%	\$ 714.89
UF3756	70	6' Perf Seat - Surface Mount	EA	\$ 1,013.00	3%	\$ 982.61
UF3758	70	8' Perf Seat - Surface Mount	EA	\$ 1,402.00	3%	\$ 1,359.94
UL3911	70	24" X 30" High Recept. W/ Side Deposit	EA	\$ 1,319.00	3%	\$ 1,279.43
UL3917	70	24" X 36" High Recept W/Side Deposit	EA	\$ 1,206.00	3%	\$ 1,169.82
UL3931	70	30" X 36" High Recept W/Side Deposit	EA	\$ 1,687.00	3%	\$ 1,636.39
P4046	70	6' Wld. Wood Angle Leg Bench	EA	\$ 375.00	3%	\$ 363.75
PR4046	70	6' Wld. Redwood Angle Leg Bench	EA	\$ 775.00	3%	\$ 751.75
R4046	70	6' Wld. Redwood Angle Leg Bench	EA	\$ 770.00	3%	\$ 746.90
4046	70	6' Wld. Wood Angle Leg Bench	EA	\$ 372.00	3%	\$ 360.84
P4047	70	8' Wld. Wood Angle Leg Bench	EA	\$ 648.00	3%	\$ 628.56
4047	70	8' Wld. Wood Angle Leg Bench	EA	\$ 643.00	3%	\$ 623.71
P4056	70	Two-Leg Port Bench 6' Painted W/Wood	EA	\$ 450.00	3%	\$ 436.50
PR4056	70	Two-Leg Port. Bench 6' Painted W/Rw	EA	\$ 852.00	3%	\$ 826.44
R4056	70	6' 2-Leg Portable Bench (Redwood)	EA	\$ 798.00	3%	\$ 774.06
4056	70	Two-Leg Portable Bench, 6'(Wood)	EA	\$ 398.00	3%	\$ 386.06
P4066	70	Welded Straight Leg Bench 6' Painted	EA	\$ 406.00	3%	\$ 393.82
PR4066	70	Welded Straight Leg Bench 6' Painted	EA	\$ 805.00	3%	\$ 780.85
R4066	70	6' Welded Straight Bench (Redwood)	EA	\$ 761.00	3%	\$ 738.17
4066	70	Welded Straight Leg Bench, 6'(Wood)	EA	\$ 363.00	3%	\$ 352.11
P4067	70	Welded Straight Leg Bench 8' Painted	EA	\$ 677.00	3%	\$ 656.69
4067	70	Welded Straight Leg Bench, 8'(Wood)	EA	\$ 635.00	3%	\$ 615.95

U.S. COMMUNITIES PRICE LIST 1805 SITE FURNISHINGS

Part No.	Part Group	Item Description	Unit	Commercial Price	USC Disc't	USC Net Price
P4068	70	Two-Leg Port. Bench 8' Painted	EA	\$ 724.00	3%	\$ 702.28
4068	70	Two-Leg Portable Bench, 8' (Wood)	EA	\$ 671.00	3%	\$ 650.87
UF4544	70	4' Bench W/O Arm - Inground Mount	EA	\$ 1,272.00	3%	\$ 1,233.84
UF4546	70	6' Bench W/O Arm - Inground Mount	EA	\$ 1,859.00	3%	\$ 1,803.23
UF4554	70	4' Bench W/O Arm - Surface Mount	EA	\$ 1,293.00	3%	\$ 1,254.21
UF4556	70	6' Bench W/O Arm - Surface Mount	EA	\$ 1,879.00	3%	\$ 1,822.63
UF4644	70	4' Bench W/ Arm - Inground Mount	EA	\$ 1,268.00	3%	\$ 1,229.96
UF4646	70	6' Bench W/ Arm - Inground Mount	EA	\$ 1,887.00	3%	\$ 1,830.39
UF4654	70	4' Bench W/ Arm - Surface Mt	EA	\$ 1,291.00	3%	\$ 1,252.27
UF4656	70	6' Bench W/ Arm - Surface Mt	EA	\$ 1,908.00	3%	\$ 1,850.76
R4732	70	20 Gal Receptacle(1X4) Portable	EA	\$ 506.00	3%	\$ 490.82
4732	70	Rustic Rec 20 Gal Port 1X4	EA	\$ 464.00	3%	\$ 450.08
R4741	70	32 Gal Receptacle(2X4) Permanent	EA	\$ 1,137.00	3%	\$ 1,102.89
4741	70	32 Gal Receptacle Perm 2X4	EA	\$ 1,012.00	3%	\$ 981.64
UF4744	70	4' Seat - Inground Mount	EA	\$ 854.00	3%	\$ 828.38
UF4746	70	6' Seat - Inground Mount	EA	\$ 1,195.00	3%	\$ 1,159.15
UF4754	70	4' Seat - Surface Mount	EA	\$ 875.00	3%	\$ 848.75
UF4756	70	6' Seat - Surface Mount	EA	\$ 1,216.00	3%	\$ 1,179.52
UL4911	70	24" X 30" High Recept. W/ Side Deposit	EA	\$ 1,346.00	3%	\$ 1,305.62
UL4917	70	24" X 36" High Recept. W/Side Deposit	EA	\$ 1,335.00	3%	\$ 1,294.95
UL4931	70	30" X 36" Recept. W/Side Deposit	EA	\$ 1,431.00	3%	\$ 1,388.07
F7700	70	9 Pos Loop Rack Flush Mount	EA	\$ 363.00	3%	\$ 352.11
7700	70	9 Position Loop Bike Rack	EA	\$ 297.00	3%	\$ 288.09
F7702	70	7 Pos Loop Rack Flush Mount	EA	\$ 314.00	3%	\$ 304.58
7702	70	7 Position Loop Bike Rack	EA	\$ 250.00	3%	\$ 242.50
F7703	70	5 Pos Loop Rack Flush Mount	EA	\$ 246.00	3%	\$ 238.62
7703	70	5 Position Loop Bike Rack	EA	\$ 181.00	3%	\$ 175.57
UF8006	70	6' Bench - Jatoba	EA	\$ 2,284.00	3%	\$ 2,215.48
UF8008	70	8'Jatoba Bristol Bench	EA	\$ 2,455.00	3%	\$ 2,381.35
UF8106	70	6' Jatoba Bristol Seat	EA	\$ 1,633.00	3%	\$ 1,584.01
UL8250	70	24" X 30" High Litter Recept. - Jatoba	EA	\$ 2,685.00	3%	\$ 2,604.45
UL8256	70	24"X 36"Hi Jatoba Recp	EA	\$ 2,739.00	3%	\$ 2,656.83
8350	70	Plain Bollard Bike Rack Inground	EA	\$ 122.00	3%	\$ 118.34
8352	70	Double Bollard Bike Rack Inground	EA	\$ 169.00	3%	\$ 163.93
8354	70	Plain Bollard Bike Rack S/M	EA	\$ 144.00	3%	\$ 139.68
8356	70	Double Bollard Bike Rack S/M	EA	\$ 184.00	3%	\$ 178.48
UF8506	70	6' Bench W/Arm Rests	EA	\$ 1,594.00	3%	\$ 1,546.18
8727	70	Deluxe Litter Recep Perm	EA	\$ 685.00	3%	\$ 664.45
8728	70	Deluxe Litter Recep Port	EA	\$ 536.00	3%	\$ 519.92
UL8750	70	24"X 30"Hi Perf Recp	EA	\$ 2,481.00	3%	\$ 2,406.57
UL8756	70	24"X 36"Hi Perf Recp	EA	\$ 2,551.00	3%	\$ 2,474.47
UF9106	70	6' Arlington Bench	EA	\$ 1,681.00	3%	\$ 1,630.57
UF9116	70	6' Arlington Bench W/ Intermediate Arm	EA	\$ 2,386.00	3%	\$ 2,314.42
UF9118	70	8' Arlington Bench W/ Intermediate Arm	EA	\$ 2,430.00	3%	\$ 2,357.10



U.S. COMMUNITIES PRICE LIST 1805 SITE FURNISHINGS



Part No.	Part Group	Item Description	Unit	Commercial Price	USC Disc't	USC Net Price
UF9206	70	6' Arlington Seat	EA	\$ 1,124.00	3%	\$ 1,090.28
UF9216	70	6' Arlington Seat W/ Intermediate Arm	EA	\$ 1,651.00	3%	\$ 1,601.47
UF9218	70	8' Arlington Seat W/ Intermediate Arm	EA	\$ 1,863.00	3%	\$ 1,807.11
UL9300	70	19" X 30" High Litter Recept.	EA	\$ 1,032.00	3%	\$ 1,001.04
UL9310	70	24" X 30" High Litter Recept.	EA	\$ 1,384.00	3%	\$ 1,342.48
UL9313	70	24" X 30" High Ash/Litter Recept.	EA	\$ 1,472.00	3%	\$ 1,427.84
UL9316	70	24" X 36" High Litter Recept.	EA	\$ 1,442.00	3%	\$ 1,398.74
UL9328	70	24" X 36" High Ash/Litter Recept.	EA	\$ 1,529.00	3%	\$ 1,483.13
UL9330	70	30" X 36" High Litter Recept.	EA	\$ 1,637.00	3%	\$ 1,587.89
28001	70	6' P/S Preschool Picnic Table	EA	\$ 1,156.00	3%	\$ 1,121.32
28002	70	6' P/S Bench W/O Back Portable	EA	\$ 366.00	3%	\$ 355.02
28003	70	6' P/S Bench W/O Back Inground	EA	\$ 327.00	3%	\$ 317.19
28004	70	6' P/S Bench W/O Back S/M	EA	\$ 363.00	3%	\$ 352.11
28005	70	8' P/S Bench W/O Back Portable	EA	\$ 512.00	3%	\$ 496.64
28006	70	8' P/S Bench W/O Back Inground	EA	\$ 445.00	3%	\$ 431.65
28007	70	8' P/S Bench W/O Back S/M	EA	\$ 509.00	3%	\$ 493.73
28008	70	6' P/S Bench W/Back Portable	EA	\$ 672.00	3%	\$ 651.84
28009	70	6' P/S Bench W/Back Inground	EA	\$ 639.00	3%	\$ 619.83
28010	70	6' P/S Bench W/Back S/M	EA	\$ 676.00	3%	\$ 655.72
28011	70	8' P/S Bench W/Back Portable	EA	\$ 935.00	3%	\$ 906.95
28012	70	8' P/S Bench W/Back Inground	EA	\$ 873.00	3%	\$ 846.81
28013	70	8' P/S Bench W/Back S/M	EA	\$ 941.00	3%	\$ 912.77
28014	70	6' P/S Hd Picnic Table	EA	\$ 1,380.00	3%	\$ 1,338.60
28015	70	8' P/S Hd Picnic Table	EA	\$ 1,694.00	3%	\$ 1,643.18
28016	70	8' P/S Ada Hd Picnic Table	EA	\$ 1,460.00	3%	\$ 1,416.20
28017	70	46" Food Court Table	EA	\$ 1,645.00	3%	\$ 1,595.65
28018	70	Ada Table W/1 5/8" Pipe	EA	\$ 1,532.00	3%	\$ 1,486.04
28019	70	P/S Food Court Table Inground	EA	\$ 1,884.00	3%	\$ 1,827.48
28020	70	P/S Ada Food Court Table	EA	\$ 1,593.00	3%	\$ 1,545.21
28021	70	P/S Food Court Table S/M	EA	\$ 1,938.00	3%	\$ 1,879.86
28022	70	Ada Food Court Table S/M	EA	\$ 1,647.00	3%	\$ 1,597.59
28023	70	Punched Receptacle	EA	\$ 567.00	3%	\$ 549.99
28024	70	Receptacle W/Dome Top Inground	EA	\$ 1,103.00	3%	\$ 1,069.91
28025	70	Receptacle W/Dome Top S/M	EA	\$ 1,059.00	3%	\$ 1,027.23
28026	70	Receptacle W/Flat Top Inground	EA	\$ 741.00	3%	\$ 718.77
28027	70	Receptacle W/Flat Top S/M	EA	\$ 686.00	3%	\$ 665.42
28028	70	Sway Bench	EA	\$ 1,448.00	3%	\$ 1,404.56
28030	70	6' P/S Std Picnic Table	EA	\$ 1,237.00	3%	\$ 1,199.89
28037	70	8' P/S Std Picnic Table	EA	\$ 1,551.00	3%	\$ 1,504.47
28042	70	Elephant Bench Inground	EA	\$ 835.00	3%	\$ 809.95
28043	70	Elephant Bench, S/M	EA	\$ 845.00	3%	\$ 819.65
28044	70	Gorilla Bench Ing	EA	\$ 968.00	3%	\$ 938.96
28045	70	Gorilla Bench Sm	EA	\$ 981.00	3%	\$ 951.57
28050	70	6' Music Bench W/Back Port	EA	\$ 772.00	3%	\$ 748.84

4/1/18



U.S. COMMUNITIES PRICE LIST 1805 SITE FURNISHINGS


Part No.	Part Group	Item Description	Unit	Commercial Price	USC Disc	USC Net Price
28051	70	6' Music Bench W/Back Ingr	EA	\$ 736.00	3%	\$ 713.92
28052	70	6' Music Bench W/Back Sm	EA	\$ 776.00	3%	\$ 752.72
106149	70	Ash Pan Replacement Kit	EA	\$ 83.00	3%	\$ 80.51
304005	54	Punched Ring Frame	EA	\$ 50.00	9%	\$ 45.50

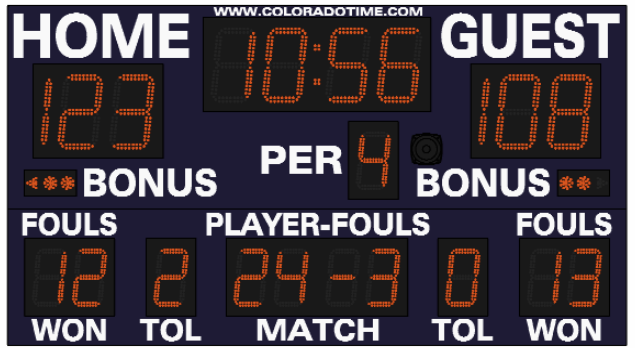
SOFTBALL/BASEBALL					
Product Image	Description	MSRP	US Comm		
	BB-1101 Overall size(W x H x D): 9' x 4' x 4.25" (2.7m x 1.2m x 10.8cm) Weight: 120lbs (54.4kg) Digit Sizes: Home/Guest Score, Inning - 18" (45.8cm) Ball, Strike, Out, H/E - 4" (10.2cm) Digit Color Options: Red, Amber or Multicolor Power: 115VAC~230VAC, 50/60Hz, 175W Enclosure Color Options: Black, Bright Red, Cardinal Red, Maroon, Navy Blue, Royal Blue, Purple, Forest Green and White	\$3,455.00	\$3,006.00		
	Scoreboard Controller Options (sold separately):			MSRP	US Comm
	2.4GHz Wireless Tabletop Controller with hard carry case - RECOMMENDED			\$816.00	\$710.00
	2.4GHz Wireless Handheld Controller			\$270.00	\$235.00
Product Image	Description	MSRP	US Comm		
	BB-1103 Overall size(W x H x D): 9' x 6'-4" x 4.25" (2.7m x 1.8m x 10.8cm) Weight: 170 lbs (77.1kg) Digit Sizes: Home/Guest Score, Inning, Time - 18" (45.8cm) Ball, Strike, Out, H/E - 4" (10.2cm) Digit Color Options: Red, Amber or Multicolor Power: 115VAC~230VAC, 50/60Hz, 231W Enclosure Color Options: Black, Bright Red, Cardinal Red, Maroon, Navy Blue, Royal Blue, Purple, Forest Green and White	\$4,886.00	\$4,251.00		
	Scoreboard Controller Options (sold separately):			MSRP	US Comm
	2.4GHz Wireless Tabletop Controller with hard carry case - RECOMMENDED			\$816.00	\$710.00
	2.4GHz Wireless Handheld Controller			\$270.00	\$235.00



SOFTBALL/BASEBALL					
Product Image	Description	MSRP	US Comm		
	BB-1105 Overall size(W x H x D): 22'-4" x 7' x 4.25" (6.8m x 2.1m x 10.8cm) Weight: 850 lbs (385.5kg) Digit Sizes: AT BAT, Ball, Strike, Out, H/E - 18" (45.8cm) Inning Score, R, H, E - 13" (33cm) Digit Color Options: Red or Amber Power: 115VAC~230VAC, 50/60Hz, 500W Artwork Team Logo on Face of Scoreboard Enclosure Color Options: Black, Bright Red, Cardinal Red, Maroon, Navy Blue, Royal Blue, Purple, Forest Green and White	\$16,182.00	\$14,100.00		
	Scoreboard Controller (sold separately):			MSRP	US Comm
	2.4GHz Wireless Tabletop Controller with hard carry case			\$816.00	\$710.00
Product Image	Description	MSRP	US Comm		
	BB-1106 Overall size(W x H x D): 11' x 6' x 4.25" (3.4m x 1.8m x 10.8cm) Weight: 210 lbs (95.2kg) Digit Sizes: 18" (45.8cm) Digit Color Options: Red or Amber Power: 115VAC~230VAC, 50/60Hz, 500W Enclosure Color Options: Black, Bright Red, Cardinal Red, Maroon, Navy Blue, Royal Blue, Purple, Forest Green and White	\$5,740.00	\$4,994.00		
	Scoreboard Controller Options (sold separately):			MSRP	US Comm
	2.4GHz Wireless Tabletop Controller with hard carry case - RECOMMENDED			\$816.00	\$710.00
	2.4GHz Wireless Handheld Controller			\$270.00	\$235.00

SOFTBALL/BASEBALL


Product Image	Description	MSRP	US Comm		
	<p>BB-1107</p> <p>Overall size(W x H x D): 9' x 7' x 4.25" (2.7m x 2.1m x 10.8cm)</p> <p>Weight: 180 lbs (81.6kg)</p> <p>Digit Sizes: Home/Guest Score, Inning, Pitch - 18" (45.8cm) Ball, Strike, Out, H/E - 4" (10.2cm)</p> <p>Digit Color Options: Red, Amber or Multicolor</p> <p>Power: 115VAC~230VAC, 50/60Hz, 275W</p> <p>Artwork: Logo on Face of Scoreboard</p> <p>Enclosure Color Options: Black, Bright Red, Cardinal Red, Maroon, Navy Blue, Royal Blue, Purple, Forest Green and White</p>	<p>\$5,508.00</p>	<p>\$4,792.00</p>		
	<p>Scoreboard Controller Options (sold separately):</p>			<p>MSRP</p>	<p>US Comm</p>
	<p>2.4GHz Wireless Tabletop Controller with hard carry case - RECOMMENDED</p>			<p>\$816.00</p>	<p>\$710.00</p>
	<p>2.4GHz Wireless Handheld Controller</p>			<p>\$270.00</p>	<p>\$235.00</p>
Product Image	Description	MSRP	US Comm		
	<p>BB-1108</p> <p>Overall size(W x H x D): 9' x 7' x 4.25" (2.7m x 2.1m x 10.8cm)</p> <p>Weight: 180 lbs (81.6kg)</p> <p>Digit Sizes: Home/Guest Score, Inning, Pitch - 18" (45.8cm) Ball, Strike, Out, H/E - 4" (10.2cm)</p> <p>Digit Color Options: Red, Amber or Multicolor</p> <p>Power: 115VAC~230VAC, 50/60Hz, 275W</p> <p>Artwork: Logo on Face of Scoreboard</p> <p>Enclosure Color Options: Black, Bright Red, Cardinal Red, Maroon, Navy Blue, Royal Blue, Purple, Forest Green and White</p>	<p>\$5,508.00</p>	<p>\$4,792.00</p>		
	<p>Scoreboard Controller Options (sold separately):</p>			<p>MSRP</p>	<p>US Comm</p>
	<p>2.4GHz Wireless Tabletop Controller with hard carry case - RECOMMENDED</p>			<p>\$816.00</p>	<p>\$710.00</p>
	<p>2.4GHz Wireless Handheld Controller</p>			<p>\$270.00</p>	<p>\$235.00</p>

SOFTBALL/BASEBALL			
Product Image	Description	MSRP	US Comm
	BB-1109 Overall size(W x H x D): 6' x 3' x 4.25" (1.8m x .9m x 10.8cm) Weight: 75 lbs (34.0kg) Digit Sizes: Home/Guest Score, Inning - 13" (33.0cm) Ball, Strike, Out, H/E - 2" (2.5cm) Digit Color Options: Red, Amber or Multicolor Power: 115VAC~230VAC, 50/60Hz, 150W, batteries included with charge controlling circuitry Enclosure Color Options: Black, Bright Red, Cardinal Red, Maroon, Navy Blue, Royal Blue, Purple, Forest Green and White	\$2,805.00	\$2,440.00
	Scoreboard Controller Options (sold separately):	MSRP	US Comm
	2.4GHz Wireless Tabletop Controller with hard carry case	\$816.00	\$680.00
	2.4GHz Wireless Handheld Controller - RECOMMENDED	\$270.00	\$225.00


BASKETBALL/VOLLEYBALL/WRESTLING			
Product Image	Description	MSRP	US Comm
	BK-1300 Overall size(W x H x D): 9' x 5' x 4.25" (2.7m x 1.5m x 10.8cm) Weight: 150 lbs (68.0kg) Digit Sizes: Home/Guest Score, Time - 13" (33.0cm) Period, Fouls, Player/Fouls, TOL - 10" (25.4cm) Bonus Dots/Possession Arrows - 2" (5cm) Digit Color Options: Red, Amber or Multicolor Power: 115VAC~230VAC, 50/60Hz, 230W Enclosure Color Options: Black, Bright Red, Cardinal Red, Maroon, Navy Blue, Royal Blue, Purple, Forest Green and White	\$4,881.00	\$4,246.00
	Scoreboard Controller (sold separately):	MSRP	US Comm
	2.4GHz Wireless Tabletop Controller with hard carry case	\$816.00	\$680.00
	Optional - Run, Stop, Reset (Stop or Start the game or shot time or reset the game with click of button)	\$82.00	\$71.00


BASKETBALL/VOLLEYBALL/WRESTLING			
Product Image	Description	MSRP	US Comm
	BK-1301 Overall size(W x H x D): 9' x 3' x 4.25" (2.7m x .9m x 10.8cm) Weight: 90 lbs (40.8kg) Digit Sizes: Home/Guest Score, Time - 13" (33.0cm) Period - 10" (25.4cm) Bonus Dots/Possession Arrows - 2" (5cm) Digit Color Options: Red, Amber or Multicolor Power: 115VAC~230VAC, 50/60Hz, 150W Enclosure Color Options: Black, Bright Red, Cardinal Red, Maroon, Navy Blue, Royal Blue, Purple, Forest Green and White	\$3,455.00	\$3,006.00
	Scoreboard Controller (sold separately):	MSRP	US Comm
	2.4GHz Wireless Tabletop Controller with hard carry case	\$816.00	\$710.00
	Optional - Run, Stop, Reset (Stop or Start the game or shot time or reset the game with click of button)	\$82.00	\$71.00
	BK-1302 Overall size(W x H x D): 16' x 5' x 4.25" (4.9m x 1.5m x 10.8cm) Weight: 390 lbs (176.9kg) Digit Sizes: Home/Guest Score, Time - 13" (33.0cm) Period, Fouls, Player/Fouls, TOL - 10" (25.4cm) Bonus Dots/Possession Arrows - 2" (5cm) PLYR/FL/PTS - 7" (17.8cm) Digit Color Options: Red, Amber or Multicolor Power: 115VAC~230VAC, 50/60Hz, 450W Enclosure Color Options: Black, Bright Red, Cardinal Red, Maroon, Navy Blue, Royal Blue, Purple, Forest Green and White	\$12,135.00	\$10,557.00
	Call for Crate Pricing		
	Scoreboard Controller (sold separately):	MSRP	US Comm
	2.4GHz Wireless Tabletop Controller with hard carry case	\$816.00	\$710.00
Optional - Run, Stop, Reset (Stop or Start the game or shot time or reset the game with click of button)	\$82.00	\$71.00	


STAT PANEL - SOLD IN PAIR



Product Image	Description	MSRP	US Comm	
	<p>BK-1303 - Pair of Stat Panels</p> <p>Overall size(W x H x D): 3.5' x 5' x 4.25" (1.1m x 1.5m x 10.8cm)</p> <p>Weight: 120 lbs (54.4kg)</p> <p>Digit Sizes: PLYR/FL/PTS - 7" (17.8cm)</p> <p>Digit Color Options: Red, Amber or Multicolor</p> <p>Power: 115VAC~230VAC, 50/60Hz, 120W</p> <p>Enclosure Color Options: Black, Bright Red, Cardinal Red, Maroon, Navy Blue, Royal Blue, Purple, Forest Green and White</p>	\$6,830.00	\$5,942.00	
	Scoreboard Controller (sold separately):		MSRP	US Comm
	2.4GHz Wireless Tabletop Controller with hard carry case		\$816.00	\$710.00

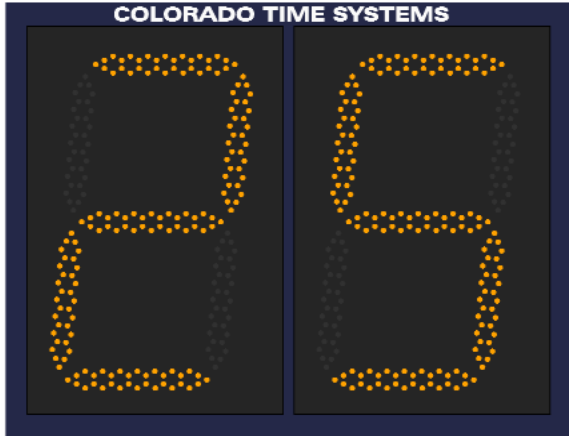
BASKETBALL SHOT CLOCKS

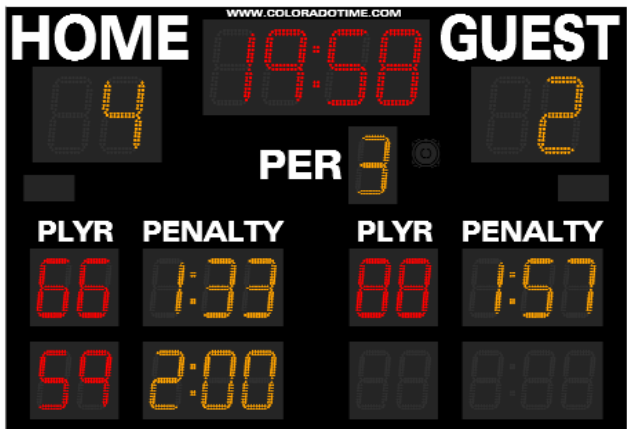
Product Image	Description	MSRP	US Comm	
	<p>CLK-2000</p> <p>Overall size(W x H x D): 3' x 2.7' x 4.25" (.9cm x .8cm x 10.8cm)</p> <p>Weight: 30 lbs (13.6kg)</p> <p>Digit Sizes: Shot Time - 13" (45.7cm) Game Time - 7" (17.8cm) End-of-Period Dot - 2" (5cm)</p> <p>Digit Color Options: Red, Amber or Multicolor</p> <p>Power: 115VAC~230VAC, 50/60Hz, 200W</p> <p>Enclosure Color Options: Black, Bright Red, Cardinal Red, Maroon, Navy Blue, Royal Blue, Purple, Forest Green and White</p> <p>Horn: Adjustable 8 tone 125dB horn with distinct, separate tones for end-of-period shot clock notifications</p>	\$3,871.00	\$3,368.00	
	Scoreboard Controller Options (sold separately):		MSRP	US Comm
	2.4GHz Wireless Tabletop Controller with hard carry case - RECOMMENDED		\$816.00	\$710.00
	2.4GHz Wireless Handheld Controller		\$270.00	\$235.00

BASKETBALL SHOT CLOCKS			
Product Image	Description	MSRP	US Comm
	CLK-2001 Overall size(W x H x D): 1.75' x 2' x 4.25" (.6cm x .6cm x 10.8cm) Weight: 25 lbs (11.3kg) Digit Sizes: 13" (45.7cm) Digit Color Options: Red or Amber Power: 115VAC~230VAC, 50/60Hz, 200W Enclosure Color Options: Black, Bright Red, Cardinal Red, Maroon, Navy Blue, Royal Blue, Purple, Forest Green and White Horn: Adjustable 8 tone 125dB horn with distinct, separate tones for end-of-period shot clock notifications	\$2,750.00	\$2,393.00
	Scoreboard Controller Options (sold separately):	MSRP	US Comm
	2.4GHz Wireless Tabletop Controller with hard carry case - RECOMMENDED	\$816.00	\$710.00
	2.4GHz Wireless Handheld Controller	\$270.00	\$235.00


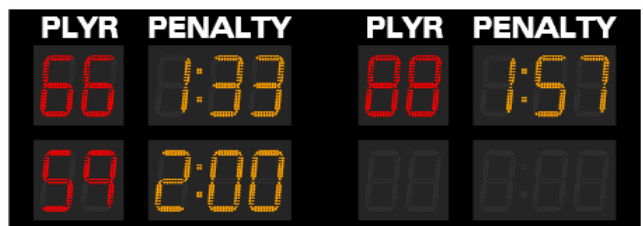
FOOTBALL			
Product Image	Description	MSRP	US Comm
	FB-1200 Overall size(W x H x D): 11' x 7.2' x 4.25" (3.4m x 2.2m x 10.8cm) Weight: 220 lbs (99.8kg) Digit Sizes: Home/Guest Score, QTR, Ball On, Time, To Go - 18" (45.8cm) TOL Dots - 4" (10.2cm) Digit Color Options: Red, Amber or Multicolor Power: 115VAC~230VAC, 50/60Hz, 325W Enclosure Color Options: Black, Bright Red, Cardinal Red, Maroon, Navy Blue, Royal Blue, Purple, Forest Green and White	\$6,992.00	\$6,083.00
	Scoreboard Controller (sold separately):	MSRP	US Comm
	2.4GHz Wireless Tabletop Controller with hard carry case	\$816.00	\$710.00

FOOTBALL						
Product Image	Description	MSRP	US Comm			
	FB-1201 Overall size(W x H x D): 11' x 4.2' x 4.25" (3.4m x 1.3m x 10.8cm) Weight: 140 lbs (63.5kg) Digit Sizes: Home/Guest Score, Time, QTR - 18" (45.8cm) TOL Dots - 4" (10.2cm) Digit Color Options: Red, Amber or Multicolor Power: 115VAC~230VAC, 50/60Hz, 245W Enclosure Color Options: Black, Bright Red, Cardinal Red, Maroon, Navy Blue, Royal Blue, Purple, Forest Green and White	\$4,131.00	\$3,594.00			
	Scoreboard Controller Options (sold separately):			MSRP	US Comm	
	2.4GHz Wireless Tabletop Controller with hard carry case - RECOMMENDED			\$816.00	\$710.00	
	2.4GHz Wireless Handheld Controller			\$270.00	\$235.00	
Product Image	Description	MSRP	US Comm			
	FB-1202 Overall size(W x H x D): 22'-4" x 7'-6" x 4.25" (6.8m x 2.3m x 10.8cm) Weight: 900 lbs (408.2kg) Digit Sizes: Home/Guest Score, Time - 24" (61cm) Down, To Go, Ball On, QTR, TOL - 18" (45.8cm) Fooball (Possession) - 10" length (25.4) Digit Color Options: Red or Amber Artwork: Team Logo on Face of Scoreboard Power: 115VAC~230VAC, 50/60Hz, 500W Enclosure Color Options: Black, Bright Red, Cardinal Red, Maroon, Navy Blue, Royal Blue, Purple, Forest Green and White	\$14,652.00	\$12,747.00			
	Scoreboard Controller (sold separately):			MSRP	US Comm	
	2.4GHz Wireless Tabletop Controller with hard carry case			\$816.00	\$710.00	


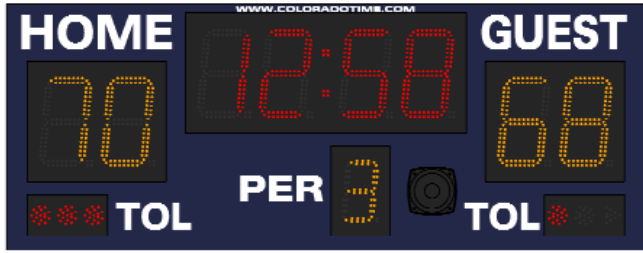
DELAY OF GAME CLOCK				
Product Image	Description	MSRP	US Comm	
	CLK-2002 (Pair) Overall size(W x H x D): 3.3' x 2.6' x 4.25" (1m x .8m x 10.8cm) Weight: 30 lbs (13.6kg) Digit Sizes: 24" (61.0cm) Digit Color Options: Red or Amber Power: 115VAC~230VAC, 50/60Hz, 150W Enclosure Color Options: Black, Bright Red, Cardinal Red, Maroon, Navy Blue, Royal Blue, Purple, Forest Green and White	\$3,465.00	\$3,015.00	
	Scoreboard Controller Options (sold separately):		MSRP	US Comm
	2.4GHz Wireless Tabletop Controller with hard carry case		\$816.00	\$710.00
	2.4GHz Wireless Handheld Controller		\$270.00	\$235.00


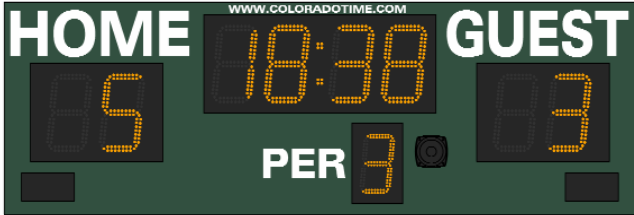
HOCKEY				
Product Image	Description	MSRP	US Comm	
	HK-1600 Overall size(W x H x D): 9' x 6.1' x 4.25" (2.7m x 1.9m x 10.8cm) Weight: 195 lbs (88.5kg) Digit Sizes: Home/Guest Score, Time - 13" (33.cm) Period, PLYR, Penalty - 10" (25.4cm) Digit Color Options: Red, Amber or Multicolor Power: 115VAC~230VAC, 50/60Hz, 260W Enclosure Color Options: Black, Bright Red, Cardinal Red, Maroon, Navy Blue, Royal Blue, Purple, Forest Green and White	\$6,865.00	\$5,973.00	
	Scoreboard Controller (sold separately):		MSRP	US Comm
	2.4GHz Wireless Tabletop Controller with hard carry case		\$816.00	\$710.00

HOCKEY



Product Image	Description	MSRP	US Comm		
	HK-1601 Overall size(W x H x D): 9' x 3' x 4.25" (2.7m x .9m x 10.8cm) Weight: 90 lbs (40.8kg) Digit Sizes: Home/Guest Score, Time - 13" (33cm) Period - 10" (25.4cm) Digit Color Options: Red, Amber or Multicolor Power: 115VAC~230VAC, 50/60Hz, 1150W Enclosure Color Options: Black, Bright Red, Cardinal Red, Maroon, Navy Blue, Royal Blue, Purple, Forest Green and White	\$3,250.00	\$2,828.00		
	Scoreboard Controller Options (sold separately):			MSRP	US Comm
	2.4GHz Wireless Tabletop Controller with hard carry case - RECOMMENDED			\$816.00	\$710.00
	2.4GHz Wireless Handheld Controller			\$270.00	\$235.00
Product Image	Description	MSRP	US Comm		
	HK-1602 Overall size(W x H x D): 9' x 3.1' x 4.25" (2.7m x .9m x 10.8cm) Weight: 105 lbs (47.6kg) Digit Sizes: PLYR, Penalty - 10" (25.4cm) Digit Color Options: Red, Amber or Multicolor Power: 115VAC~230VAC, 50/60Hz, 145W Enclosure Color Options: Black, Bright Red, Cardinal Red, Maroon, Navy Blue, Royal Blue, Purple, Forest Green and White	\$3,965.00	\$3,450.00		
	Scoreboard Controller (sold separately):			MSRP	US Comm
	2.4GHz Wireless Tabletop Controller with hard carry case			\$816.00	\$710.00

LACROSSE			
Product Image	Description	MSRP	US Comm
	LX-1800 Overall size(W x H x D): 11' x 8.2' x 4.25" (3.4m x 2.5m x 10.8cm) Weight: 290 lbs (131.5kg) Digit Sizes: Home/Guest Score, Time, QTR - 18" (45.8cm) PLYR, Penalty - 13" (33cm) TOL Dots - 4" (10.2cm) Digit Color Options: Red, Amber or Multicolor Power: 115VAC~230VAC, 50/60Hz, 400W Enclosure Color Options: Black, Bright Red, Cardinal Red, Maroon, Navy Blue, Royal Blue, Purple, Forest Green and White	\$8,155.00 **Call for crate pricing**	\$7,095.00
	Scoreboard Controller (sold separately): 2.4GHz Wireless Tabletop Controller with hard carry case	MSRP \$816.00	US Comm \$710.00
Product Image	Description	MSRP	US Comm
	LX-1801 Overall size(W x H x D): 11' x 4' x 4.25" (3.4m x 1.2m x 10.8cm) Weight: 150 lbs (68.0kg) Digit Sizes: PLYR, Penalty - 13" (33cm) Digit Color Options: Red, Amber or Multicolor Power: 115VAC~230VAC, 50/60Hz, 150W Enclosure Color Options: Black, Bright Red, Cardinal Red, Maroon, Navy Blue, Royal Blue, Purple, Forest Green and White	\$4,985.00	\$4,337.00
	Scoreboard Controller (sold separately): 2.4GHz Wireless Tabletop Controller with hard carry case	MSRP \$816.00	US Comm \$710.00


MULTISPORT				
Product Image	Description	MSRP	US Comm	
	CM-1400 (Wallmount/Polemount Only) Overall size(W x H x D): 6' x 2.4' x 4.25" (1.8m x .7m x 10.8cm) Weight: 40 lbs (18.1kg) Digit Sizes: Home/Guest Scores, Time - 10" (25.4cm) Period - 7" (17.8cm) Dots - 2" (5cm) Digit Color Options: Red, Amber or Multicolor Power: 115VAC~230VAC, 50/60Hz, 150W (no batteries) Enclosure Color Options: Black, Bright Red, Cardinal Red, Maroon, Navy Blue, Royal Blue, Purple, Forest Green and White	\$2,750.00	\$2,393.00	
	Scoreboard Controller Options (sold separately):	MSRP	US Comm	
	2.4GHz Wireless Tabletop Controller with hard carry case - RECOMMENDED	\$816.00	\$710.00	
	2.4GHz Wireless Handheld Controller	\$270.00	\$235.00	
	Product Image			
	CM-1401 Overall size(W x H x D): 6' x 2.4' x 4.25" (1.8m x .7m x 10.8cm) Weight: 60 lbs (18.1kg) Digit Sizes: Home/Guest Scores, Time - 10" (25.4cm) Period - 7" (17.8cm) Dots - 2" (5cm) Digit Color Options: Red, Amber or Multicolor Power: 115VAC~230VAC, 50/60Hz, 220W , Batteries included with charge controlling circuitry Enclosure Color Options: Black, Bright Red, Cardinal Red, Maroon, Navy Blue, Royal Blue, Purple, Forest Green and White	\$3,055.00	\$2,658.00	
	Scoreboard Controller Options (sold separately):	MSRP	US Comm	
	2.4GHz Wireless Tabletop Controller with hard carry case	\$816.00	\$710.00	
	2.4GHz Wireless Handheld Controller - RECOMMENDED	\$270.00	\$235.00	
	Mounting Options (must be selected at time of order)	MSRP	US Comm	
	3ft Stand includes handles and mounting hardware (Part No. MK-13)	\$185.00	\$161.00	
	For Portable Caddy Options see page 15			

MULTISPORT				
Product Image	Description	MSRP	US Comm	
	CM-1402 Overall size(W x H x D): 6' x 2.4' x 4.25" (1.8m x .7m x 10.8cm) Weight: 60 lbs (18.1kg) Digit Sizes: Home/Guest Scores, Time - 10" (25.4cm) Period - 7" (17.8cm) Dots - 2" (5cm) Digit Color Options: Red, Amber or Multicolor Power: 115VAC~230VAC, 50/60Hz, 220W Batteries included with charge controlling circuitry Enclosure Color Options: Black, Bright Red, Cardinal Red, Maroon, Navy Blue, Royal Blue, Purple, Forest Green and White	\$3,009.00	\$2,618.00	
	Scoreboard Controller Options (sold separately):	MSRP	US Comm	
	2.4GHz Wireless Tabletop Controller with hard carry case	\$816.00	\$710.00	
	2.4GHz Wireless Handheld Controller - RECOMMENDED	\$270.00	\$235.00	
	Mounting Options (must be selected at time of order)	MSRP	US Comm	
	3ft Stand includes handles and mounting hardware (Part No. MK-13)	\$185.00	\$161.00	
	For Portable Caddy Options see page 15			
	Product Image	Description	MSRP	US Comm
		CM-1406 (Wallmount/Polemount Only) Overall size(W x H x D): 9' x 3' x 4.25" (2.7m x .9m x 10.8cm) Weight: 90 lbs (48.8kg) Digit Sizes: Home/Guest Scores, Time - 13" (33cm) Period - 10" (25.4cm) Digit Color Options: Red, Amber or Multicolor Power: 115VAC~230VAC, 50/60Hz, 90W Enclosure Color Options: Black, Bright Red, Cardinal Red, Maroon, Navy Blue, Royal Blue, Purple, Forest Green and White	\$3,250.00	\$2,828.00
		Scoreboard Controller Options (sold separately):	MSRP	US Comm
2.4GHz Wireless Tabletop Controller with hard carry case		\$816.00	\$710.00	
2.4GHz Wireless Handheld Controller - RECOMMENDED		\$270.00	\$235.00	


MULTISPORT

Product Image	Description	MSRP	US Comm	
	WP-1700 Overall size(W x H x D): 48" x 13.75" x 4" (121.9cm x 34.9cm x 10.2cm) Weight: 29 lbs (13.2kg) Digit Sizes: 5" (12.7cm) Digit Color: Available in Red Only Power: 115VAC~230VAC	\$2,346.00	\$2,041.00	
	Scoreboard Controller Options (sold separately):	MSRP	US Comm	
	2.4GHz Wireless Tabletop Controller with hard carry case	\$816.00	\$710.00	
	2.4GHz Wireless Handheld Controller - RECOMMENDED	\$270.00	\$235.00	
	Optional Accessories	MSRP	US Comm	
	Optional External Horn (pictured) (Part No. K-MS-001)	\$107.00	\$93.00	
	3ft Stand includes handles and mounting hardware (Part No. MK-11)	\$185.00	\$161.00	
	3in legs includes handles and mounting hardware (pictured) (Part No. MK-19)	\$107.00	\$93.00	
	Product Image	Description	MSRP	US Comm
		DC-1500 (Pair) Overall size(W x H x D): 32" x 18.5" x 12" (81.3cm x 47cm x 30.5cm) Weight: 30 lbs (13.6kg) Digit Sizes: Game/Time of Day - 5" (12.7cm) Shot - 10" (26.4cm) Digit Color Options: Red, Amber or Multicolor Power: Battery or 120/240 VAC, auto-sensing with low battery and charging indicator Enclosure Color: Available in blue only	\$3,009.00	\$2,618.00
Scoreboard Controller Options (sold separately):		MSRP	US Comm	
2.4GHz Wireless Tabletop Controller with hard carry case		\$816.00	\$710.00	
2.4GHz Wireless Handheld Controller - RECOMMENDED		\$270.00	\$235.00	


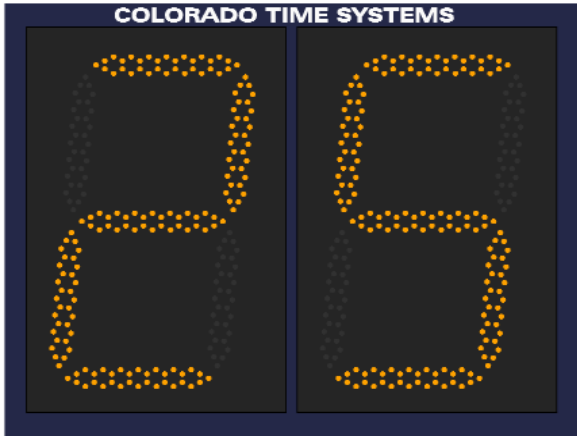
PORTABLE SCOREBOARD CADDY FOR CM-1401 & CM-1402 ONLY

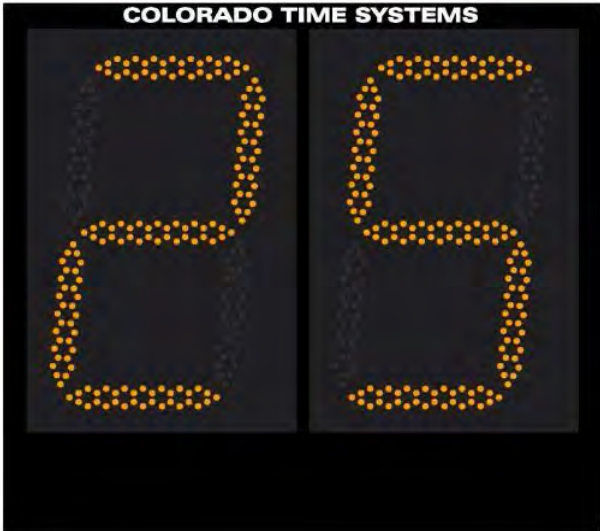
Product Image	Description	MSRP	US Comm
	CAD-MS-1 (Smooth Surface Wheels)	\$1,632.00	\$1,420.00
	CAD-MS-2 (Anti-flat Pneumatic Wheels)	\$1,938.00	\$1,686.00
	Overall size(W x H x D): 66" x 55" x 30.9" (167.6cm x 139.7cm x 78.5cm)		
	Weight: 90 lbs (40.8kg)		
	Optional Accessories	MSRP	US Comm
	Pair of side storage platform for portable caddy (pictured)(Part No. R-080-175)	\$160.00	\$139.00
	Center storage platform for portable caddy (pictured)(Part No. R-080-176)	\$170.00	\$148.00


SHOT CLOCKS / PLAY CLOCKS - Sold In Pairs



Product Image	Description	MSRP	US Comm	
	CLK-2000	\$3,871.00	\$3,368.00	
	Overall size(W x H x D): 3' x 2.7' x 4.25" (.9cm x .8cm x 10.8cm)			
	Weight: 30 lbs (13.6kg)			
	Digit Sizes:	Shot Time - 13" (45.7cm) Game Time - 7" (17.8cm) End-of-Period Dot - 2" (5cm)		
	Digit Color Options:	Red, Amber or Multicolor		
	Power: 115VAC~230VAC, 50/60Hz, 200W			
	Enclosure Color Options: Black, Bright Red, Cardinal Red, Maroon, Navy Blue, Royal Blue, Purple, Forest Green and White			
	Horn: Adjustable 8 tone 125dB horn with distinct, separate tones for end-of-period shot clock notifications			
	Scoreboard Controller Options (sold separately):	MSRP	US Comm	
	2.4GHz Wireless Tabletop Controller with hard carry case - RECOMMENDED	\$816.00	\$710.00	
	2.4GHz Wireless Handheld Controller	\$270.00	\$235.00	


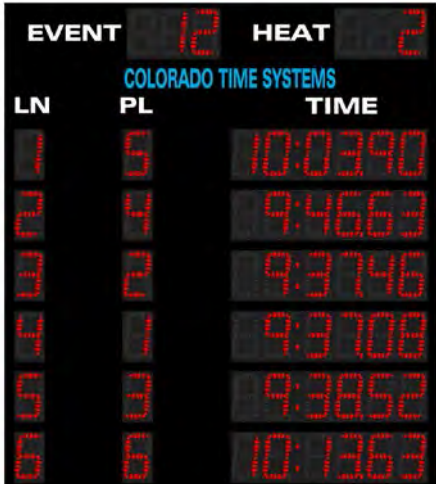

SHOT CLOCKS / PLAY CLOCKS - Sold In Pairs

Product Image	Description	MSRP	US Comm		
	<p>CLK-2001</p> <p>Overall size(W x H x D): 1.75' x 2' x 4.25" (.6cm x .6cm x 10.8cm)</p> <p>Weight: 25 lbs (11.3kg)</p> <p>Digit Sizes: 13" (45.7cm)</p> <p>Digit Color Options: Red or Amber</p> <p>Power: 115VAC~230VAC, 50/60Hz, 200W</p> <p>Enclosure Color Options: Black, Bright Red, Cardinal Red, Maroon, Navy Blue, Royal Blue, Purple, Forest Green and White</p> <p>Horn: Adjustable 8 tone 125dB horn with distinct, separate tones for end-of-period shot clock notifications</p>	\$2,750.00	\$2,393.00		
	<p>Scoreboard Controller Options (sold separately):</p>			MSRP	US Comm
	2.4GHz Wireless Tabletop Controller with hard carry case - RECOMMENDED			\$816.00	\$710.00
	2.4GHz Wireless Handheld Controller			\$270.00	\$235.00
Product Image	Description	MSRP	US Comm		
	<p>CLK-2002</p> <p>Overall size(W x H x D): 3.3' x 2.7' x 4.25" (1cm x .8cm x 10.8cm)</p> <p>Weight: 30 lbs (13.6kg)</p> <p>Digit Sizes: 24" (61.0cm)</p> <p>Digit Color Options: Red or Amber</p> <p>Power: 115VAC~230VAC, 50/60Hz, 60W</p> <p>Enclosure Color Options: Black, Bright Red, Cardinal Red, Maroon, Navy Blue, Royal Blue, Purple, Forest Green and White</p>	\$3,465.00	\$3,015.00		
	<p>Scoreboard Controller Options (sold separately):</p>			MSRP	US Comm
	2.4GHz Wireless Tabletop Controller with hard carry case			\$816.00	\$710.00
	2.4GHz Wireless Handheld Controller - RECOMMENDED			\$270.00	\$235.00




SHOT CLOCKS / PLAY CLOCKS - Sold In Pairs					
Product Image	Description	MSRP	US Comm		
	CLK-2003 Overall size(W x H x D): 3.3' x 3' x 4.25" (1cm x .9cm x 10.8cm) Weight: 30 lbs (13.6kg) Digit Sizes: 24" (61.0cm) Digit Color Options: Red or Amber Power: 115VAC~230VAC, 50/60Hz, 60W Enclosure Color Options: Black, Bright Red, Cardinal Red, Maroon, Navy Blue, Royal Blue, Purple, Forest Green and White 7" x 9" space on bottom allows for a personalized team name or school logo	\$3,361.00	\$2,924.00		
	Scoreboard Controller Options (sold separately):			MSRP	US Comm
	2.4GHz Wireless Tabletop Controller with hard carry case			\$816.00	\$710.00
	2.4GHz Wireless Handheld Controller - RECOMMENDED			\$270.00	\$235.00

SOCCER					
Product Image	Description	MSRP	US Comm		
	SC-1900 Overall size(W x H x D): 11' x 7.2' x 4.25" (3.4m x 2.2m x 10.8cm) Weight: 220 lbs (99.8kg) Digit Sizes: 18" (45.8cm) Digit Color Options: Red, Amber or Multicolor Power: 115VAC~230VAC, 50/60Hz, 325W Enclosure Color Options: Black, Bright Red, Cardinal Red, Maroon, Navy Blue, Royal Blue, Purple, Forest Green and White	\$6,916.00	\$6,017.00		
	Scoreboard Controller (sold separately):			MSRP	US Comm
	2.4GHz Wireless Tabletop Controller with hard carry case			\$816.00	\$710.00

SOCCER				
Product Image	Description	MSRP	US Comm	
	SC-1901 Overall size(W x H x D): 11' x 4.2' x 4.25" (3.4m x 1.3m x 10.8cm) Weight: 140 lbs (63.5kg) Digit Sizes: Home/Guest Score, Time, QTR - 18" (45.8cm) Digit Color Options: Red, Amber or Multicolor Power: 115VAC~230VAC, 50/60Hz, 245W Enclosure Color Options: Black, Bright Red, Cardinal Red, Maroon, Navy Blue, Royal Blue, Purple, Forest Green and White	\$4,131.00	\$3,594.00	
	Scoreboard Controller Options (sold separately):		MSRP	US Comm
	2.4GHz Wireless Tabletop Controller with hard carry case		\$816.00	\$710.00
	2.4GHz Wireless Handheld Controller - RECOMMENDED		\$270.00	\$235.00
Product Image	Description	MSRP	US Comm	
	SC-1903 Overall size(W x H x D): 22'-4" x 7.5' x 4.25" (6.8m x 2.3m x 10.8cm) Weight: 900 lbs (408.2kg) Digit Sizes: Home/Guest Score, Time - 24" (61cm) Shots, Half - 18" (45.7cm) Digit Color Options: Red or Amber Artwork: Team Logo on Face of Scoreboard Power: 115VAC~230VAC, 50/60Hz, 500W Enclosure Color Options: Black, Bright Red, Cardinal Red, Maroon, Navy Blue, Royal Blue, Purple, Forest Green and White	\$14,450.00	\$12,572.00	
	Scoreboard Controller (sold separately):		MSRP	US Comm
	2.4GHz Wireless Tabletop Controller with hard carry case		\$816.00	\$710.00

TRACK			
Product Image	Description	MSRP	US Comm
	<p>LED-R</p> <p>Overall size(W x H x D): 97.63" x 14" x 4" (248cm x 35.6cm x 10.2cm)</p> <p>Weight: 45 lbs (20.4kg)</p> <p>Digit Color Options: Available in Red or Amber</p> <p>Enclosure Color: Available in black only</p> <p>End-User to provide laptop with FinishLynx or use with our RoadRunner Cross Country or Track Wireless Timing System, call for more details</p> <p>Wall Mount, Pole Mount or ask about our portable caddy</p>	\$1,490.00	\$1,296.00
Product Image	Description	MSRP	US Comm
	<p>6-Lane Multiline Scoreboard (PA-0017)</p> <p>Overall size(W x H x D): 4'-0" x 4'-8" x 4.25" (1.22m x 1.42m x 0.11cm)</p> <p>Weight: 60 lbs (27.22kg)</p> <p>Digit Sizes: Lane, Place, Time, Event/Heat - 5" (12.7cm)</p> <p>Digit Color: Available in red only</p> <p>Power: 115VAC~230VAC, 50/60Hz, 200W, 14' power cord with NEMA 5-15R plug</p> <p>Enclosure Color: Available in black only</p> <p>End-User to provide laptop with FinishLynx or use with our RoadRunner Cross Country or Track Wireless Timing System, call for more details</p> <p>Wall Mount, Pole Mount or ask about our portable caddy</p>	\$6,492.00	\$5,648.00
Product Image	Description	MSRP	US Comm
	<p>8-Lane Multiline Scoreboard (PA-0018)</p> <p>Overall size(W x H x D): 4'-0" x 5'-10" x 4.25" (1.22m x 1.78m x 0.11cm)</p> <p>Weight: 70 lbs (31.75kg)</p> <p>Digit Sizes: Lane, Place, Time, Event/Heat - 5" (12.7cm)</p> <p>Digit Color: Available in red only</p> <p>Power: 115VAC~230VAC, 50/60Hz, 240W, 14' power cord with NEMA 5-15R plug</p> <p>Enclosure Color: Available in black only</p> <p>End-User to provide laptop with FinishLynx or use with our RoadRunner Cross Country or Track Wireless Timing System, call for details</p> <p>Wall Mount, Pole Mount or ask about our portable caddy</p>	\$8,221.00	\$7,152.00

TIME OF DAY/GAME CLOCKS

Product Image	Description	MSRP	US Comm
	DC-1500 (Pair) Overall size(W x H x D): 32" x 18.5" x 12" (81.3cm x 47cm x 30.5cm) Weight: 30 lbs (13.6kg) Digit Sizes: Game/Time of Day - 5" (12.7cm) Shot - 10" (26.4cm) Digit Color Options: Red, Amber or Multicolor Power: Battery or 120/240 VAC, auto-sensing with low battery and charging indicator Enclosure Color: Available in blue only	\$3,009.00	\$2,618.00
	Scoreboard Controller Options (sold separately):	MSRP	US Comm
	2.4GHz Wireless Tabletop Controller with hard carry case	\$816.00	\$710.00
	2.4GHz Wireless Handheld Controller - RECOMMENDED	\$270.00	\$235.00
Product Image	Description	MSRP	US Comm
	SP-1400 / SP-1401 Overall size(W x H x D): 3.5' x 1.6' x 2.8" (1.1m x 48.9m x 7.1cm) Weight: 15 lbs (6.8kg) Digit Sizes: Hours / Minutes - 13" (33cm) Digit Color: Red or Amber Enclosure Color: Available in gray only Power: 120/240 VAC, auto-sensing, AC Only	\$1,455.00	\$1,266.00
Product Image	Description	MSRP	US Comm
	SP-1600 / SP-1601 Overall size(W x H x D): 5.3' x 1.6' x 2.8" (1.6m x 48.9m x 7.1cm) Weight: 20 lbs (9.1kg) Digit Sizes: Hours / Minutes / Seconds - 13" (33cm) Digit Color: Red or Amber Enclosure Color: Available in gray only Power: 120/240 VAC, auto-sensing, AC Only	\$1,877.00	\$1,633.00

WIRELESS CONTROLLERS			
Part Number	Description	MSRP	US Comm
WTTC-1 / WTTC-CASE	2.4GHz Wireless Tabletop Controller, operating distance of up to 1,000ft and will last up to 24 hours between recharges includes hard carrying case	\$816.00	\$710.00
WHC-1	2.4GHz Wireless Handheld Controller, operating distance of up to 1,000ft. Requires two AA alkaline or rechargeable batteries.	\$270.00	\$235.00
RSR-1	Run, Stop, Reset (Stop or Start the game or shot time or reset the game with click of button)	\$82.00	\$71.00

NON-BACKLIT ID SPONSOR PANELS
 Various non-backlit sign panels options available for all our scoreboards. Contact our office for pricing 800/279-0111 ext. 3541 or bettyjob@coloradotime.com

SHIPPING & CRATES
 Contact our office for shipping quote at 800/279-0111 ext. 3541 or bettyjob@coloradotime.com



TERMS: Purchase order or 50% down, net 30 days. Visa, MasterCard or American Express are acceptable. Quote does not include power, permits, engineering fees, delivery charges or installation, unless otherwise noted. Change order fee of 5% will apply after purchase. All returns are subject to a 25% restocking fee.

WARRANTY: 5 Year on digits, power supply and circuit boards (no hidden bench charges), 2 Year warranty on Controller

DELIVERY: 4 to 6 weeks after receipt of order.

TAXES: No sales tax or use taxes have been included in the base bid. If Purchaser is tax-exempt or purchasing for resale, a copy of purchaser's tax-exempt certificate shall be required at time of order. If purchaser's tax-exempt certificate is not available purchaser shall be charged all appropriate tax

NOTE: Prices are subject to change without notice



U.S. COMMUNITIES 2018 PRICING SCHEDULE
DERO PRICING LESS 5% U.S.C. DISCOUNT*
SALES SUBJECT TO 2% MATERIAL SURCHARGE

Part Number	Product Description	MSRP Price
BB-FT	Bike Bike Rack, Surface Mount, Galvanized or Powder Coated, Parks 4 bikes	\$460.75
BH-IG	Bike Hitch Rack, Inground Mount, Galvanized or Powder Coated, Parks 2 bikes	\$124.45
BH-FT	Bike Hitch Rack, Surface Mount, Galvanized or Powder Coated, Parks 2 bikes	\$131.10
BR2H-IG	Broadway Rack 2 hump, Inground Mount, Galvanized or Powder Coated, Parks 5 bikes	\$435.10
BR2H-FT	Broadway Rack 2 hump, Surface Mount, Galvanized or Powder Coated, Parks 5 bikes	\$431.30
BR3H-IG	Broadway Rack 3 hump, Inground Mount, Galvanized or Powder Coated, Parks 7 bikes	\$547.20
BR3H-FT	Broadway Rack 3 hump, Surface Mount, Galvanized or Powder Coated, Parks 7 bikes	\$540.55
BR4H-IG	Broadway Rack 4 hump, Inground Mount, Galvanized or Powder Coated, Parks 9 bikes	\$741.95
BR4H-FT	Broadway Rack 4 hump, Surface Mount, Galvanized or Powder Coated, Parks 9 bikes	\$739.10
S3-FT	Campus Rack, Surface Mount, Galvanized or Powder Coated, Parks 3 bikes	\$433.20
S4-FT	Campus Rack, Surface Mount, Galvanized or Powder Coated, Parks 4 bikes	\$473.10
S5-FT	Campus Rack, Surface Mount, Galvanized or Powder Coated, Parks 5 bikes	\$601.35
S6-FT	Campus Rack, Surface Mount, Galvanized or Powder Coated, Parks 6 bikes	\$692.55
D5-FT	Campus Rack, Surface Mount, Galvanized or Powder Coated, Parks 5 bikes	\$491.15
D7-FT	Campus Rack, Surface Mount, Galvanized or Powder Coated, Parks 7 bikes	\$664.05
D9-FT	Campus Rack, Surface Mount, Galvanized or Powder Coated, Parks 9 bikes	\$731.50
D11-FT	Campus Rack, Surface Mount, Galvanized or Powder Coated, Parks 11 bikes	\$818.90
CO-FT-GV	Compack Rack, Surface Mount, Galvanized only parks 8 bikes	\$169.10
DT-IG	Downtown Rack, Inground Mount, Galvanized or Powder Coated, Parks 2 bikes	\$119.70
DT-FT	Downtown Rack, Surface Mount, Galvanized or Powder Coated, Parks 2 bikes	\$137.75
DT-FT-B3	Downtown Rack 3 Unit Rail Mount, Galvanized or Powder Coated, Parks 6 bikes	\$550.05
DT-FT-B4	Downtown Rack 4 Unit Rail Mount, Galvanized or Powder Coated, Parks 8 bikes	\$748.60
DT-FT-B5	Downtown Rack 5 Unit Rail Mount, Galvanized or Powder Coated, Parks 10 bikes	\$966.15
DT-FT-B6	Downtown Rack 6 Unit Rail Mount, Galvanized or Powder Coated, Parks 12 bikes	\$1,202.70
EV-FT-GV	Event Rack, Surface Mount, Galvanized only - parking for 14 bikes	\$299.25
AR-IG	Arc Rack, Inground Mount, Galvanized or Powder Coated, Parks 2 bikes	\$236.55
AR-FT	Arc Rack, Surface Mount, Galvanized or Powder Coated, Parks 2 bikes	\$277.40
RO-IG	Round, Inground Mount, Galvanized or Powder Coated, Parks 2 bikes	\$211.85
RO-FT	Round Rack, Surface Mount, Galvanized or Powder Coated, Parks 2 bikes	\$228.00
HX-FT	Helix Rack, Surface Mount, Galvanized or Powder Coated, Parks 6 bikes	\$385.70

Part Number	Product Description	MSRP Price
HR-IG	Hoop Rack, Inground Mount, Galvanized or Powder Coated, Parks 2 bikes	\$95.95
HR-FT	Hoop Rack, Surface Mount, Galvanized or Powder Coated, Parks 2 bikes	\$98.80
HR-FT-B3	Hoop Rack 3 Unit Rail Mount, Galvanized or Powder Coated, Parks 6 bikes	\$433.20
HR-FT-B4	Hoop Rack 4 Unit Rail Mount, Galvanized or Powder Coated, Parks 8 bikes	\$592.80
HR-FT-B5	Hoop Rack 5 Unit Rail Mount, Galvanized or Powder Coated, Parks 10 bikes	\$771.40
HR-FT-B6	Hoop Rack 6 Unit Rail Mount, Galvanized or Powder Coated, Parks 12 bikes	\$969.00
HRHD-IG	Hoop HD Rack, Inground Mount, Galvanized or Powder Coated, Parks 2 bikes	\$126.35
HRHD-FT	Hoop HD Rack, Surface Mount, Galvanized or Powder Coated, Parks 2 bikes	\$133.00
HRHD-FT-B3	Hoop HD Rack 3 Unit Rail Mount, Galvanized or Powder Coated, Parks 6 bikes	\$535.80
HRHD-FT-B4	Hoop HD Rack 4 Unit Rail Mount, Galvanized or Powder Coated, Parks 8 bikes	\$729.60
HRHD-FT-B5	Hoop HD Rack 5 Unit Rail Mount, Galvanized or Powder Coated, Parks 10 bikes	\$942.40
HRHD-FT-B6	Hoop HD Rack 6 Unit Rail Mount, Galvanized or Powder Coated, Parks 12 bikes	\$942.40
MH	Meter Hitch, Pole Mount, Galvanized or Powder Coated, Parks 2 bikes	\$170.05
RCCR-IG	Recycle Circles Rack, Inground Mount, Galvanized or Powder Coated, Parks 2 bikes	\$330.60
RCCR-FT	Recycle Circles Rack, Surface Mount, Galvanized or Powder Coated, Parks 2 bikes	\$330.60
RCTR-IG	Recycle Tree Rack, Inground Mount, Galvanized or Powder Coated, Parks 2 bikes	\$322.05
RCTR-FT	Recycle Tree Rack, Surface Mount, Galvanized or Powder Coated, Parks 2 bikes	\$322.05
RR2H-IG	Rolling Rack 2 hump, Inground Mount, Galvanized or Powder Coated, Parks 5 bikes	\$267.90
RR2H-FT	Rolling Rack 2 hump, Surface Mount, Galvanized or Powder Coated, Parks 5 bikes	\$302.10
RR3H-IG	Rolling Rack 3 hump, Inground Mount, Galvanized or Powder Coated, Parks 7 bikes	\$350.55
RR3H-FT	Rolling Rack 3 hump, Surface Mount, Galvanized or Powder Coated, Parks 7 bikes	\$390.45
RR4H-IG	Rolling Rack 4 hump, Inground Mount, Galvanized or Powder Coated, Parks 9 bikes	\$428.45
RR4H-FT	Rolling Rack 4 hump, Surface Mount, Galvanized or Powder Coated, Parks 9 bikes	\$463.60
RR5H-IG	Rolling Rack 5 hump, Inground Mount, Galvanized or Powder Coated, Parks 11 bikes	\$588.05
RR5H-FT	Rolling Rack 5 hump, Surface Mount, Galvanized or Powder Coated, Parks 11 bikes	\$627.95
RRMINI2H-FT	Rolling Mini Rack 2 hump, Surface Mount, Galvanized	\$189.05
RRMINI3H-FT	Rolling Mini Rack, 3 hump, Surface Mount, Galvanized	\$221.35
SW-IG	Swerve Rack, Inground Mount, Galvanized or Powder Coated, Parks 2 bikes	\$107.35
SW-FT	Swerve Rack, Surface Mount, Galvanized or Powder Coated, Parks 2 bikes	\$112.10
SW-FT-B3	Swerve Rack 3 Unit Rail Mount, Galvanized or Powder Coated, Parks 6 bikes	\$473.10
SW-FT-B4	Swerve Rack 4 Unit Rail Mount, Galvanized or Powder Coated, Parks 8 bikes	\$646.00
SW-FT-B5	Swerve Rack 5 Unit Rail Mount, Galvanized or Powder Coated, Parks 10 bikes	\$837.90
SW-FT-B6	Swerve Rack 6 Unit Rail Mount, Galvanized or Powder Coated, Parks 12 bikes	\$1,048.80



GT GRANDSTANDS PRODUCTS
***6% U.S.C. DISCOUNT**
SALES SUBJECT TO A 3% MATERIAL SURCHARGE

Part Number	Product Description	MSRP Price*
GS SERIES		
GS-0521ADC-A	5 Row X 21' Alum, DFB, 10" S, 8" R, CL -Aisle	\$ 5,649.00
GS-0521ADV-A	5 Row x 21' Alum, DFB, 10" S, 8" R, Alum VPR - Aisle	\$ 6,763.00
GS-1021ADC-A	10 Row x 21' Alum, DFB, 10" S, 8" R, CL - Aisle	\$ 12,463.00
GS-1027ADC-A	10 Row x 27' Alum, DFB, 10" S, 8" R, CL - Aisle	\$ 15,299.00
LR SERIES		
LR-0315AS	3 Row x 15' Alum, SFB, 6" R, 10" S	\$ 1,046.00
LR-0321AS-TR	3 Row x 21' Alum, SFB, 6" R, 10" S - T&R	\$ 1,758.00
LR-0415AS	4 row x 15' Alum, SFB, 10" S, 6" R	\$ 1,415.00
LR-0415AS-MS	4 Row X 15' Alum, SFB, 10" S, 6" R - MS	\$ 1,444.00
LR-0421AS-MS	4 Row x 21' Alum, SFB, 10" S, 6" R	\$ 2,190.00
LU SERIES		
LU-0315AS	3 Row x 15' Alum Fr, SFB, 6" R, 12" S	\$ 1,366.00
LU-0315AS-TR	3 Row X 15' Alum Fr, SFB, 6" R, 12" S - T&R	\$ 1,414.00
LU-0321AS-TR	4 Row X 21' Alum, SFB, 6" R, 12" S - T&R	\$ 2,039.00
LU-037.5AS-TR	3 Row x 7'-6" Alum Fr, SFB, 6" R, 12" S - T&R	\$ 816.00
LU-0415AS	4 Row X 15' Alum Fr, SFB, 6" R, 12" S	\$ 1,841.00
LU-0415AS-TR	4 Row X 15' Alum Fr, SFB, 6" R, 12" S - T&R	\$ 1,961.00
LU-0515ASC	5 Row X 15' Alum, SFB, 6" R, 12" S, Chainlink	\$ 3,337.00
LU-0521ASC	5 Row X 21' Alum, SFB, 6" R, 12" S, Chainlink	\$ 4,403.00
NR SERIES		
NR-0215AS	2 Row x 15' Alum, SFB, 10" S, 7" R	\$ 632.00
NR-0315AS	3 Row X 15' Alum, SFB, 10" S, 7" R	\$ 1,053.00
NR-0315AS-TR	3 Row X 15' Alum, SFB, 10" S, 7" R - TR	\$ 1,130.00
NR-0321AS-MS	3 Row X 21' Alum, SFB, 10" S, 7" R - MS	\$ 1,636.00
NR-0321AS-TR	3 Row X 21' Alum, SFB, 10" S, 7" R - TR	\$ 1,735.00
NR-037.5AS	3 Row X 7'-6" Alum, SFB, 10" S, 7" R	\$ 598.00
NR-0415AD	4 Row x 15' Alum, DFB, 10" S, 8" R	\$ 1,962.00
NR-0415AS-TR	4 Row x 15' Alum, SFB, 10" S, 8" R - TR	\$ 1,583.00
NR-0515AMC	5 Row X 15' Alum, SSDFB, 10" S, 8" R, Chainlink	\$ 3,495.00
NR-0515AS	5 Row X 15' Alum, SFB, 10" S, 8" R	\$ 2,011.00
NR-0515AS-TR	5 Row X 15' Alum, SFB, 10" S, 8" R - TR	\$ 2,139.00
NR-0521AS	5 Row X 21'-0" Alum, SFB, 10" S, 8" R	\$ 3,025.00
NR-0521AS-MS	5 Row X 21'-0" Alum, SFB, 10" S, 8" R - MS	\$ 3,081.00
NR-0527AS-MS	5 Row X 27'-0" Alum, SFB, 10" S, 8" R - MS *	\$ 3,872.00
BENCHES		
TB-SSA15	Spartan Team Bench - 15'-0" - Alum - Surf Mt, 10" S	\$ 328.00
TB-TSA06	Titan Team Bench w/ Backrest - 6'-0" Alum - Surf Mt	\$ 296.00

Part Number	Product Description	MSRP Price*
TB-TSA08	Titan Team Bench w/ Backrest - 8'-0" Alum - Surf Mt	\$ 393.00
TB-TSA15	Titan Team Bench w/ Backrest - 15'-0" Alum - Surf Mt	\$ 512.00
TB-TSA21	Titan Team Bench w/ Backrest - 21'-0" Alum - Surf Mt	\$ 767.00
TB-TSG15	Titan Team Bench w/ Backrest - 15'-0" - Galv - Surf Mt	\$ 497.00



NATIONAL RECREATION SYSTEMS (NRS) PRODUCTS
PRICING LESS 6% U.S.C. DISCOUNT
SALES SUBJECT TO 3% MATERIAL SURCHARGE



Tip N' Roll Bleachers

2 ROW TIP N' ROLL "STANDARD"
Description
Aluminum angle understructure 8" rise/row
2 X 10 anodized aluminum seat plank
(1) 2 X 10 mill finish aluminum foot plank
5" casters with non-marring wheels
Non-marring rubber foot pads

Model Number	Rows	Seats	Length	Weight	Price
TR-0207.5STD	2	10	7'6"	121	\$533
TR-0209STD	2	12	9'	128	\$571
TR-0212STD	2	16	12'	157	\$731
TR-0215STD	2	20	15'	199	\$811
TR-0221STD	2	28	21'	245	\$1,103
TR-0224STD	2	32	24'	276	\$1,295

3 ROW TIP N' ROLL "STANDARD"
Description
Aluminum angle understructure 6" rise/row
2 X 10 anodized aluminum seat plank
(1) 2 X 10 mill finish aluminum foot plank
5" casters with non-marring wheels
Non-marring rubber foot pads

Model Number	Rows	Seats	Length	Weight	Price
TR-0307.5STD	3	15	7'6"	160	\$718
TR-0309STD	3	18	9'	173	\$780
TR-0312STD	3	24	12'	219	\$1,016
TR-0315STD	3	30	15'	271	\$1,146
TR-0321STD	3	42	21'	343	\$1,562
TR-0324STD	3	48	24'	392	\$1,828

2 ROW TIP N' ROLL "PREFERRED"
Description
Aluminum angle understructure 8" rise/row
2 X 10 anodized aluminum seat plank
(2) 2 X 10 mill finish aluminum foot planks
5" casters with non-marring wheels
Non-marring rubber foot pads

Model Number	Rows	Seats	Length	Weight	Price
TR-0207.5PRF	2	10	7'6"	135	\$595
TR-0209PRF	2	12	9'	145	\$644
TR-0212PRF	2	16	12'	179	\$824
TR-0215PRF	2	20	15'	226	\$929
TR-0221PRF	2	28	21'	282	\$1,264
TR-0224PRF	2	32	24'	320	\$1,475

3 ROW TIP N' ROLL "PREFERRED"
Description
Aluminum angle understructure 6" rise/row
2 X 10 anodized aluminum seat plank
(2) 2 X 10 mill finish aluminum foot planks
5" casters with non-marring wheels
Non-marring rubber foot pads

Model Number	Rows	Seats	Length	Weight	Price
TR-0307.5PRF	3	15	7'6"	188	\$836
TR-0309PRF	3	18	9'	206	\$924
TR-0312PRF	3	24	12'	263	\$1,202
TR-0315PRF	3	30	15'	325	\$1,376
TR-0321PRF	3	42	21'	419	\$1,878
TR-0324PRF	3	48	24'	479	\$2,193

3 & 4 ROW TIP N' ROLL LOW-RISE "STANDARD"
Description
Aluminum angle understructure 6" rise/row
11-1/2" first row seat height
2 X 12 anodized aluminum seat plank
(1) 2 X 10 mill finish aluminum foot plank
5" casters with non-marring wheels
Non-marring rubber foot pads

Model Number	Rows	Seats	Length	Weight	Price
TR-0307.5ALRSTD	3	15	7'6"	163	\$744
TR-0312ALRSTD	3	24	12'	232	\$1,072
TR-0315ALRSTD	3	30	15'	256	\$1,220
TR-0407.5ALRSTD	4	20	7'6"	240	\$1,084
TR-0412ALRSTD	4	32	12'	337	\$1,537
TR-0415ALRSTD	4	40	15'	371	\$1,742

Tip N' Roll Bleachers - Continued

3 & 4 ROW TIP N' ROLL LOW-RISE "PREFERRED"

Description
 Aluminum angle understructure 6" rise/row
 11-1/2" first row seat height
 2 X 12 anodized aluminum seat plank
 (2) 2 X 10 mill finish aluminum foot planks
 5" casters with non-marring wheels
 Non-marring rubber foot pads

NEW! CONTOUR SEAT TIP N' ROLL BLEACHER

Description Truly comfortable seats, Non marring wheels, Double foot board and risers, Aisle, Safety color striping, Colors available: Red, Blue, Gold, and Green.

Model Number	Rows	Seats	Length	Weight	Price
TR-0307.5ALRPRF	3	15	7'6"	191	\$867
TR-0312ALRPRF	3	24	12'	276	\$1,258
TR-0315ALRPRF	3	30	15'	310	\$1,456
TR-0407.5ALRPRF	4	20	7'6"	282	\$1,264
TR-0412ALRPRF	4	32	12'	403	\$1,816
TR-0415ALRPRF	4	40	15'	452	\$2,088

Model Number	Rows	Seats	Length	Weight	Price
TR-0315CS	3	21	15'5"	325	\$3,759

Low Rise Bleachers

3 & 4 ROW LOW RISE "STANDARD"

Description
 Aluminum angle understructure 6" rise/row
 10-1/2" first row seat height
 2 X 12 anodized aluminum seat plank
 (1) 2 X 10 mill finish aluminum foot plank

5 ROW LOW RISE "STANDARD"

Description
 Aluminum angle understructure 6" rise/row
 10-1/2" first row seat height
 2 X 12 anodized aluminum seat plank
 (1) 2 X 10 mill finish aluminum foot plank rows 2-4 (2) 2 X 10 row 5
 (2) 1 X 6 mill finish riser plank top row only
 Vertical Picket Guardrail

3 & 4 ROW LOW RISE "PREFERRED"

Description
 Aluminum angle understructure 6" rise/row
 10-1/2" first row seat height
 2 X 12 anodized aluminum seat plank
 (2) 2 X 10 mill finish aluminum foot planks

5 ROW LOW RISE "PREFERRED"

Description
 Aluminum angle understructure 6" rise/row
 10-1/2" first row seat height
 2 X 12 anodized aluminum seat plank
 (2) 2 X 10 mill finish aluminum foot plank all rows
 (2) 1 X 6 mill finish riser plank top row only
 Vertical Picket Guardrail

Model Number	Rows	Seats	Length	Weight	Price
NB-0315ALRSTD	3	30	15'	249	\$1,127
NB-0321ALRSTD	3	42	21'	351	\$1,493
NB-0324ALRSTD	3	48	24'	410	\$1,778
NB-0415ALRSTD	4	40	15'	406	\$1,524
NB-0421ALRSTD	4	56	21'	537	\$2,107
NB-0424ALRSTD	4	64	24'	619	\$2,442

NB-0515ALRSTD	5	50	15'	674	\$3,513
NB-0521ALRSTD	5	70	21'	919	\$4,728
NB-0524ALRSTD	5	80	24'	1057	\$5,373

Model Number	Rows	Seats	Length	Weight	Price
NB-0315ALRPRF	3	30	15'	303	\$1,369
NB-0321ALRPRF	3	42	21'	427	\$1,834
NB-0324ALRPRF	3	48	24'	496	\$2,125
NB-0415ALRPRF	4	40	15'	487	\$1,878
NB-0421ALRPRF	4	56	21'	650	\$2,590
NB-0424ALRPRF	4	64	24'	749	\$2,993

NB-0515ALRPRF	5	50	15'	755	\$3,860
NB-0521ALRPRF	5	70	21'	1033	\$5,211
NB-0524ALRPRF	5	80	24'	1187	\$5,924

National Series Bleachers Aluminum Frames

3 ROW "STANDARD"

Description

Aluminum angle understructure 6" rise/row
 2 X 10 anodized aluminum seat plank
 (1) 2 X 10 mill finish aluminum foot plank

Model Number	Rows	Seats	Length	Weight	Price
NB-0307.5ASTD	3	15	7'6"	151	\$613
NB-0315ASTD	3	30	15'	236	\$1,029
NB-0321ASTD	3	42	21'	333	\$1,431
NB-0324ASTD	3	48	24'	377	\$1,660
NB-0327ASTD	3	54	27'	415	\$1,834

3 ROW "PREFERRED"

Description

Aluminum angle understructure 6" rise/row
 2 X 10 anodized aluminum seat plank
 (2) 2 X 10 mill finish aluminum foot planks

Model Number	Rows	Seats	Length	Weight	Price
NB-0307.5APRF	3	15	7'6"	179	\$738
NB-0315APRF	3	30	15'	290	\$1,264
NB-0321APRF	3	42	21'	409	\$1,753
NB-0324APRF	3	48	24'	463	\$2,026
NB-0327APRF	3	54	27'	515	\$2,262

5 ROW "STANDARD"

Description

Aluminum angle understructure 8" rise/row
 2 X 10 anodized aluminum seat plank
 (1) 2 x 10 mill finish aluminum foot plank rows 2-3
 (2) 2 X 10 mill finish aluminum foot plank rows 4-5
 1 x 6 riser row 4, (2) 1 x 6 top row risers
 Chainlink guardrail system

Model Number	Rows	Seats	Length	Weight	Price
NB-0515ASTD	5	50	15'	814	\$3,644
NB-0521ASTD	5	70	21'	1061	\$4,704
NB-0524ASTD	5	80	24'	1203	\$5,373
NB-0527ASTD	5	90	27'	1309	\$5,844

5 ROW "PREFERRED"

Description

Aluminum angle understructure 8" rise/row
 2 X 10 anodized aluminum seat plank
 (2) 2 X 10 mill finish aluminum foot planks
 1 x 6 riser row 4, (2) 1 x 6 top row risers
 Chainlink guardrail system

Model Number	Rows	Seats	Length	Weight	Price
NB-0515APRF	5	50	15'	868	\$3,879
NB-0521APRF	5	70	21'	1137	\$5,026
NB-0524APRF	5	80	24'	1289	\$5,738
NB-0527APRF	5	90	27'	1410	\$6,271

5 ROW "DELUXE"

Description

Aluminum angle understructure 8" rise/row
 2 X 10 anodized aluminum seat plank
 (2) 2 X 10 mill finish aluminum foot planks
 1 x 6 riser rows 1-4, (2) 1 x 6 top row risers
 (1) vertical aisle with handrail
 Please specify aisle location on 15' models (spectator right or left)
 Chainlink guardrail system

Model Number	Rows	Seats	Length	Weight	Price
NB-0515ADLX	5	42	15'	1090	\$5,026
NB-0521ADLX	5	58	21'	1275	\$5,855
NB-0524ADLX	5	68	24'	1442	\$6,637
NB-0527ADLX	5	74	27'	1559	\$7,169

National Series Bleachers - Aluminum Frames - Continued

8 ROW "STANDARD"

Description

Aluminum angle understructure 8" rise/row
 2 X 10 anodized aluminum seat plank
 (1) 2 x 10 mill finish aluminum foot plank rows 2-3
 (2) 2 X 10 mill finish aluminum foot plank rows 4-8
 1 x 6 riser rows 4-7, (2) 1 x 6 top row risers
 Chainlink guardrail system

Model Number	Rows	Seats	Length	Weight	Price
NB-0815ASTD	8	80	15'	1386	\$6,202
NB-0821ASTD	8	112	21'	1792	\$8,049
NB-0824ASTD	8	128	24'	2048	\$9,264
NB-0827ASTD	8	144	27'	2234	\$10,088

8 ROW "PREFERRED"

Description

Aluminum angle understructure 8" rise/row
 2 X 10 anodized aluminum seat plank
 (2) 2 X 10 mill finish aluminum foot plank
 1 x 6 riser rows 4-7, (2) 1 x 6 top row risers
 Chainlink guardrail system

Model Number	Rows	Seats	Length	Weight	Price
NB-0815APRF	8	80	15'	1441	\$6,457
NB-0821APRF	8	112	21'	1867	\$8,390
NB-0824APRF	8	128	24'	2134	\$9,654
NB-0827APRF	8	144	27'	2335	\$10,546

8 ROW "DELUXE"

Description

Aluminum angle understructure 8" rise/row
 2 X 10 anodized aluminum seat plank
 (2) 2 X 10 mill finish aluminum foot planks
 1 x 6 riser rows 1-7, (2) 1 x 6 top row risers
 (1) vertical aisle with handrail
 Please specify aisle location on 15' models (spectator right or left)
 Chainlink guardrail system

Model Number	Rows	Seats	Length	Weight	Price
NB-0815ADLX	8	66	15'	1744	\$8,099
NB-0821ADLX	8	91	21'	2040	\$9,506
NB-0824ADLX	8	107	24'	2320	\$10,837
NB-0827ADLX	8	116	27'	2505	\$11,686

10 ROW "STANDARD"

Description

Aluminum angle understructure 8" rise/row
 2 X 10 anodized aluminum seat plank
 (1) 2 x 10 mill finish aluminum foot plank rows 2-3
 (2) 2 X 10 mill finish aluminum foot plank on rows 4-10
 1 x 6 riser rows 4-9, (2) 1 x 6 top row risers
 Chainlink guardrail system

Model Number	Rows	Seats	Length	Weight	Price
NB-1015ASTD	10	100	15'	1774	\$8,031
NB-1021ASTD	10	140	21'	2292	\$10,459
NB-1024ASTD	10	160	24'	2630	\$12,083
NB-1027ASTD	10	180	27'	2868	\$13,137

10 ROW "PREFERRED"

Description

Aluminum angle understructure 8" rise/row
 2 X 10 anodized aluminum seat plank
 (2) 2 X 10 mill finish aluminum foot plank
 1 x 6 riser rows 4-9, (2) 1 x 6 top row risers
 Chainlink guardrail system

Model Number	Rows	Seats	Length	Weight	Price
NB-1015APRF	10	100	15'	1828	\$8,279
NB-1021APRF	10	140	21'	2368	\$10,806
NB-1024APRF	10	160	24'	2717	\$12,479
NB-1027APRF	10	180	27'	2969	\$13,601

National Series Bleachers - Aluminum Frames - Continued

10 ROW "DELUXE"

Description

Aluminum angle understructure 8" rise/row
 2 X 10 anodized aluminum seat plank
 (2) 2 X 10 mill finish aluminum foot plank
 1 x 6 riser rows 1-9, (2) 1 x 6 top row risers
 (1) vertical aisle with handrail
 Please specify aisle location on 15' models (spectator right or left)
 Chainlink guardrail system

Model Number	Rows	Seats	Length	Weight	Price
NB-1015ADLX	10	82	15'	2190	\$10,212
NB-1021ADLX	10	113	21'	2559	\$12,052
NB-1024ADLX	10	133	24'	2921	\$13,788
NB-1027ADLX	10	144	27'	3150	\$14,841

National Series Bleachers - Galvanized Steel Frames

3 ROW "STANDARD"

Description

Galvanized steel understructure 6" rise/row
 2 X 10 anodized aluminum seat plank
 (1) 2 X 10 mill finish aluminum foot plank

Model Number	Rows	Seats	Length	Weight	Price
NB-0307.5GSTD	3	15	7'6"	186	\$620
NB-0315GSTD	3	30	15'	288	\$1,042
NB-0321GSTD	3	42	21'	403	\$1,449
NB-0324GSTD	3	48	24'	464	\$1,680
NB-0327GSTD	3	54	27'	501	\$1,853

3 ROW "PREFERRED"

Description

Galvanized steel understructure 6" rise/row
 2 X 10 anodized aluminum seat plank
 (2) 2 X 10 mill finish aluminum foot planks

Model Number	Rows	Seats	Length	Weight	Price
NB-0307.5GPRF	3	15	7'6"	213	\$744
NB-0315GPRF	3	30	15'	342	\$1,276
NB-0321GPRF	3	42	21'	478	\$1,773
NB-0324GPRF	3	48	24'	550	\$2,045
NB-0327GPRF	3	54	27'	602	\$2,280

5 ROW "STANDARD"

Description

Galvanized steel understructure 8" rise/row
 2 X 10 anodized aluminum seat plank
 (1) 2 x 10 mill finish aluminum foot plank rows 2-3
 (2) 2 X 10 mill finish aluminum foot plank on rows 4-5
 1 x 6 riser row 4, (2) 1 x 6 top row risers
 Chainlink guardrail system

Model Number	Rows	Seats	Length	Weight	Price
NB-0515GSTD	5	50	15'	951	\$3,693
NB-0521GSTD	5	70	21'	1244	\$4,771
NB-0524GSTD	5	80	24'	1431	\$5,459
NB-0527GSTD	5	90	27'	1538	\$5,930

National Series Bleachers - Galvanized Steel Frames - Continued

5 ROW "PREFERRED"

Description

Galvanized steel understructure 8" rise/row
 2 X 10 anodized aluminum seat plank
 (2) 2 X 10 mill finish aluminum foot planks
 1 x 6 riser row 4, (2) 1 x 6 top row risers
 Chainlink guardrail system

Model Number	Rows	Seats	Length	Weight	Price
NB-0515GPRF	5	50	15'	1006	\$3,935
NB-0521GPRF	5	70	21'	1319	\$5,100
NB-0524GPRF	5	80	24'	1518	\$5,831
NB-0527GPRF	5	90	27'	1638	\$6,364

5 ROW "DELUXE"

Description

Galvanized steel understructure 8" rise/row
 2 X 10 anodized aluminum seat plank
 (2) 2 X 10 mill finish aluminum foot planks
 1 x 6 riser rows 1-4, (2) 1 x 6 top row risers
 (1) vertical aisle with handrail
 Please specify aisle location on 15' models (spectator right or left)
 Chainlink guardrail system

Model Number	Rows	Seats	Length	Weight	Price
NB-0515GDLX	5	42	15'	1197	\$4,944
NB-0521GDLX	5	58	21'	1438	\$5,831
NB-0524GDLX	5	68	24'	1646	\$6,611
NB-0527GDLX	5	74	27'	1763	\$7,144

8 ROW "STANDARD"

Description

Galvanized steel understructure 8" rise/row
 2 X 10 anodized aluminum seat plank
 (1) 2 x 10 mill finish aluminum foot plank rows 2-3
 (2) 2 X 10 mill finish aluminum foot plank on rows 4-8
 1 x 6 riser rows 4-7, (2) 1 x 6 top row risers
 Chainlink guardrail system

Model Number	Rows	Seats	Length	Weight	Price
NB-0815GSTD	8	80	15'	1663	\$6,253
NB-0821GSTD	8	112	21'	2160	\$8,116
NB-0824GSTD	8	128	24'	2508	\$9,345
NB-0827GSTD	8	144	27'	2695	\$10,175

8 ROW "PREFERRED"

Description

Galvanized steel understructure 8" rise/row
 2 X 10 anodized aluminum seat plank
 (2) 2 X 10 mill finish aluminum foot plank
 1 x 6 riser rows 4-7, (2) 1 x 6 top row risers
 Chainlink guardrail system

Model Number	Rows	Seats	Length	Weight	Price
NB-0815GPRF	8	80	15'	1717	\$6,506
NB-0821GPRF	8	112	21'	2236	\$8,458
NB-0824GPRF	8	128	24'	2595	\$9,741
NB-0827GPRF	8	144	27'	2795	\$10,627

National Series Bleachers – Galvanized Steel Frames - Continued

8 ROW "DELUXE"

Description

Galvanized steel understructure 8" rise/row
 2 X 10 anodized aluminum seat plank
 (2) 2 X 10 mill finish aluminum foot planks
 1 x 6 riser rows 1-7, (2) 1 x 6 top row risers
 (1) vertical aisle with handrail
 Please specify aisle location on 15' models (spectator right or left)
 Chainlink guardrail system

10 ROW "STANDARD"

Description

Galvanized steel understructure 8" rise/row
 2 X 10 anodized aluminum seat plank
 (1) 2 x 10 mill finish aluminum foot plank rows 2-3
 (2) 2 X 10 mill finish aluminum foot plank on rows 4-10
 1 x 6 riser rows 4-9, (2) 1 x 6 top row risers
 Chainlink guardrail system

10 ROW "PREFERRED"

Description

Galvanized steel understructure 8" rise/row
 2 X 10 anodized aluminum seat plank
 (2) 2 X 10 mill finish aluminum foot plank
 1 x 6 riser rows 4-9, (2) 1 x 6 top row risers
 Chainlink guardrail system

10 ROW "DELUXE"

Description

Galvanized steel understructure 8" rise/row
 2 X 10 anodized aluminum seat plank
 (2) 2 X 10 mill finish aluminum foot plank
 1 x 6 riser rows 1-9, (2) 1 x 6 top row risers
 (1) vertical aisle with handrail
 Please specify aisle location on 15' models (spectator right or left)
 Chainlink guardrail system

Model Number	Rows	Seats	Length	Weight	Price
NB-0815GDLX	8	66	15'	2079	\$8,062
NB-0821GDLX	8	91	21'	2389	\$9,480
NB-0824GDLX	8	107	24'	2756	\$10,800
NB-0827GDLX	8	116	27'	2942	\$11,650

Model Number	Rows	Seats	Length	Weight	Price
NB-1015GSTD	10	100	15'	2178	\$8,111
NB-1021GSTD	10	140	21'	2831	\$10,564
NB-1024GSTD	10	160	24'	3304	\$12,208
NB-1027GSTD	10	180	27'	3542	\$13,266

Model Number	Rows	Seats	Length	Weight	Price
NB-1015GPRF	10	100	15'	2232	\$8,359
NB-1021GPRF	10	140	21'	2907	\$10,912
NB-1024GPRF	10	160	24'	3391	\$12,604
NB-1027GPRF	10	180	27'	3643	\$13,725

Model Number	Rows	Seats	Length	Weight	Price
NB-1015GDLX	10	82	15'	2692	\$10,206
NB-1021GDLX	10	113	21'	3079	\$12,059
NB-1024GDLX	10	133	24'	3571	\$13,793
NB-1027GDLX	10	144	27'	3800	\$14,846

National Series Bleachers Aluminum Frames/ With Vertical Picket Guardrail

5 ROW "STANDARD"

Description

Aluminum angle understructure 8" rise/row
 2 X 10 anodized aluminum seat plank
 (1) 2 x 10 mill finish aluminum foot plank rows 2-3
 (2) 2 X 10 mill finish aluminum foot plank rows 4-5
 1 x 6 riser row 4, (2) 1 x 6 top row risers
 Anodized aluminum vertical picket guardrail

Model Number	Rows	Seats	Length	Weight	Price
NB-0515AVPSTD	5	50	15'	834	\$4,387
NB-0521AVPSTD	5	70	21'	1094	\$5,645
NB-0524AVPSTD	5	80	24'	1244	\$6,451
NB-0527AVPSTD	5	90	27'	1355	\$6,989

5 ROW "PREFERRED"

Description

Aluminum angle understructure 8" rise/row
 2 X 10 anodized aluminum seat plank
 (2) 2 X 10 mill finish aluminum foot planks
 1 x 6 riser row 4, (2) 1 x 6 top row risers
 Anodized aluminum vertical picket guardrail

Model Number	Rows	Seats	Length	Weight	Price
NB-0515AVPPRF	5	50	15'	889	\$4,622
NB-0521AVPPRF	5	70	21'	1169	\$5,967
NB-0524AVPPRF	5	80	24'	1330	\$6,816
NB-0527AVPPRF	5	90	27'	1456	\$7,417

5 ROW "DELUXE"

Description

Aluminum angle understructure 8" rise/row
 2 X 10 anodized aluminum seat plank
 (2) 2 X 10 mill finish aluminum foot planks
 1 x 6 riser rows 1-4, (2) 1 x 6 top row risers
 (1) vertical aisle with handrail
 Please specify aisle location on 15' models (spectator right or left)
 Anodized aluminum vertical picket guardrail

Model Number	Rows	Seats	Length	Weight	Price
NB-0515AVPDLX	5	42	15'	1139	\$5,991
NB-0521AVPDLX	5	58	21'	1307	\$6,797
NB-0524AVPDLX	5	68	24'	1483	\$7,715
NB-0527AVPDLX	5	74	27'	1604	\$8,315

8 ROW "STANDARD"

Description

Aluminum angle understructure 8" rise/row
 2 X 10 anodized aluminum seat plank
 (1) 2 x 10 mill finish aluminum foot plank rows 2-3
 (2) 2 X 10 mill finish aluminum foot plank rows 4-8
 1 x 6 riser rows 4-7, (2) 1 x 6 top row risers
 Anodized aluminum vertical picket guardrail

Model Number	Rows	Seats	Length	Weight	Price
NB-0815AVPSTD	8	80	15'	1457	\$7,572
NB-0821AVPSTD	8	112	21'	1873	\$9,604
NB-0824AVPSTD	8	128	24'	2140	\$10,973
NB-0827AVPSTD	8	144	27'	2329	\$11,860

National Series Bleachers -Aluminum Frames / Vertical Picket Guardrail - Continued

8 ROW "PREFERRED"

Description

Aluminum angle understructure 8" rise/row
 2 X 10 anodized aluminum seat plank
 (2) 2 X 10 mill finish aluminum foot plank
 1 x 6 riser rows 4-7, (2) 1 x 6 top row risers
 Anodized aluminum vertical picket guardrail

Model Number	Rows	Seats	Length	Weight	Price
NB-0815AVPPRF	8	80	15'	1512	\$7,826
NB-0821AVPPRF	8	112	21'	1949	\$9,946
NB-0824AVPPRF	8	128	24'	2225	\$11,364
NB-0827AVPPRF	8	144	27'	2430	\$12,319

8 ROW "DELUXE"

Description

Aluminum angle understructure 8" rise/row
 2 X 10 anodized aluminum seat plank
 (2) 2 X 10 mill finish aluminum foot planks
 1 x 6 riser rows 1-7, (2) 1 x 6 top row risers
 (1) vertical aisle with handrail
 Please specify aisle location on 15' models (spectator right or left)
 Anodized aluminum vertical picket guardrail

Model Number	Rows	Seats	Length	Weight	Price
NB-0815AVPDLX	8	66	15'	1821	\$9,555
NB-0821AVPDLX	8	91	21'	2121	\$11,061
NB-0824AVPDLX	8	107	24'	2412	\$12,548
NB-0827AVPDLX	8	116	27'	2600	\$13,459

10 ROW "STANDARD"

Description

Aluminum angle understructure 8" rise/row
 2 X 10 anodized aluminum seat plank
 (1) 2 x 10 mill finish aluminum foot plank rows 2-3
 (2) 2 X 10 mill finish aluminum foot plank rows 4-10
 1 x 6 riser rows 4-9, (2) 1 x 6 top row risers
 Anodized aluminum vertical picket guardrail

Model Number	Rows	Seats	Length	Weight	Price
NB-1015AVPSTD	10	100	15'	1861	\$9,549
NB-1021AVPSTD	10	140	21'	2390	\$12,170
NB-1024AVPSTD	10	160	24'	2739	\$13,942
NB-1027AVPSTD	10	180	27'	2982	\$15,076

10 ROW "PREFERRED"

Description

Aluminum angle understructure 8" rise/row
 2 X 10 anodized aluminum seat plank
 (2) 2 X 10 mill finish aluminum foot plank
 1 x 6 riser rows 4-9, (2) 1 x 6 top row risers
 Anodized aluminum vertical picket guardrail

Model Number	Rows	Seats	Length	Weight	Price
NB-1015AVPPRF	10	100	15'	1915	\$9,797
NB-1021AVPPRF	10	140	21'	2465	\$12,517
NB-1024AVPPRF	10	160	24'	2825	\$14,339
NB-1027AVPPRF	10	180	27'	3083	\$15,541

National Series Bleachers –Aluminum Frames / Vertical Picket Guardrail - Continued

10 ROW "DELUXE"

Description

Aluminum angle understructure 8" rise/row
 2 X 10 anodized aluminum seat plank
 (2) 2 X 10 mill finish aluminum foot plank
 1 x 6 riser rows 1-9, (2) 1 x 6 top row risers
 (1) vertical aisle with handrail
 Please specify aisle location on 15' models (spectator right or left)
 Anodized aluminum vertical picket guardrail

Model Number	Rows	Seats	Length	Weight	Price
NB-1015AVPDLX	10	82	15'	2281	\$11,966
NB-1021AVPDLX	10	113	21'	2657	\$13,762
NB-1024AVPDLX	10	133	24'	3029	\$15,646
NB-1027AVPDLX	10	144	27'	3264	\$16,780

National Series Bleachers Galvanized Steel Frames / With Vertical Picket Guardrail

5 ROW "STANDARD"

Description

Galvanized steel understructure 8" rise/row
 2 X 10 anodized aluminum seat plank
 (1) 2 x 10 mill finish aluminum foot plank rows 2-3
 (2) 2 X 10 mill finish aluminum foot plank rows 4-5
 1 x 6 riser row 4, (2) 1 x 6 top row risers
 Anodized aluminum vertical picket guardrail

Model Number	Rows	Seats	Length	Weight	Price
NB-0515GVPSTD	5	50	15'	971	\$4,437
NB-0521GVPSTD	5	70	21'	1276	\$5,713
NB-0524GVPSTD	5	80	24'	1472	\$6,537
NB-0527GVPSTD	5	90	27'	1583	\$7,077

5 ROW "PREFERRED"

Description

Galvanized steel understructure 8" rise/row
 2 X 10 anodized aluminum seat plank
 (2) 2 X 10 mill finish aluminum foot planks
 1 x 6 riser row 4, (2) 1 x 6 top row risers
 Anodized aluminum vertical picket guardrail

Model Number	Rows	Seats	Length	Weight	Price
NB-0515GVPPRF	5	50	15'	1026	\$4,678
NB-0521GVPPRF	5	70	21'	1352	\$6,042
NB-0524GVPPRF	5	80	24'	1559	\$6,909
NB-0527GVPPRF	5	90	27'	1684	\$7,510

5 ROW "DELUXE"

Description

Galvanized steel understructure 8" rise/row
 2 X 10 anodized aluminum seat plank
 (2) 2 X 10 mill finish aluminum foot planks
 1 x 6 riser rows 1-4, (2) 1 x 6 top row risers
 (1) vertical aisle with handrail
 Please specify aisle location on 15' models (spectator right or left)
 Anodized aluminum vertical picket guardrail

Model Number	Rows	Seats	Length	Weight	Price
NB-0515GVPDLX	5	42	15'	1275	\$5,911
NB-0521GVPDLX	5	58	21'	1471	\$6,773
NB-0524GVPDLX	5	68	24'	1687	\$7,690
NB-0527GVPDLX	5	74	27'	1809	\$8,291

National Series Bleachers - Galvanized Steel Frames / Vertical Picket Guardrail - Continued

8 ROW "STANDARD"

Description

Galvanized steel understructure 8" rise/row
 2 X 10 anodized aluminum seat plank
 (1) 2 x 10 mill finish aluminum foot plank rows 2-3
 (2) 2 X 10 mill finish aluminum foot plank on rows 4-8
 1 x 6 riser rows 4-7, (2) 1 x 6 top row risers
 Anodized aluminum vertical picket guardrail

Model Number	Rows	Seats	Length	Weight	Price
NB-0815GVPSTD	8	80	15'	1734	\$7,622
NB-0821GVPSTD	8	112	21'	2242	\$9,673
NB-0824GVPSTD	8	128	24'	2600	\$11,055
NB-0827GVPSTD	8	144	27'	2789	\$11,946

8 ROW "PREFERRED"

Description

Galvanized steel understructure 8" rise/row
 2 X 10 anodized aluminum seat plank
 (2) 2 X 10 mill finish aluminum foot plank
 1 x 6 riser rows 4-7, (2) 1 x 6 top row risers
 Anodized aluminum vertical picket guardrail

Model Number	Rows	Seats	Length	Weight	Price
NB-0815GVPPRF	8	80	15'	1788	\$7,875
NB-0821GVPPRF	8	112	21'	2317	\$10,013
NB-0824GVPPRF	8	128	24'	2687	\$11,451
NB-0827GVPPRF	8	144	27'	2890	\$12,399

8 ROW "DELUXE"

Description

Galvanized steel understructure 8" rise/row
 2 X 10 anodized aluminum seat plank
 (2) 2 X 10 mill finish aluminum foot planks
 1 x 6 riser rows 1-7, (2) 1 x 6 top row risers
 (1) vertical aisle with handrail
 Please specify aisle location on 15' models (spectator right or left)
 Anodized aluminum vertical picket guardrail

Model Number	Rows	Seats	Length	Weight	Price
NB-0815GVDDLX	8	66	15'	2156	\$9,517
NB-0821GVDDLX	8	91	21'	2470	\$11,035
NB-0824GVDDLX	8	107	24'	2848	\$12,510
NB-0827GVDDLX	8	116	27'	3037	\$13,421

10 ROW "STANDARD"

Description

Galvanized steel understructure 8" rise/row
 2 X 10 anodized aluminum seat plank
 (1) 2 x 10 mill finish aluminum foot plank rows 2-3
 (2) 2 X 10 mill finish aluminum foot plank on rows 4-10
 1 x 6 riser rows 4-9, (2) 1 x 6 top row risers
 Anodized aluminum vertical picket guardrail

Model Number	Rows	Seats	Length	Weight	Price
NB-1015GVPSTD	10	100	15'	2265	\$9,629
NB-1021GVPSTD	10	140	21'	2929	\$12,275
NB-1024GVPSTD	10	160	24'	3413	\$14,066
NB-1027GVPSTD	10	180	27'	3665	\$15,206

National Series Bleachers Galvanized Steel Frames / Vertical Picket Guardrail - Continued

10 ROW "PREFERRED"

Description

Galvanized steel understructure 8" rise/row
 2 X 10 anodized aluminum seat plank
 (2) 2 X 10 mill finish aluminum foot plank
 1 x 6 riser rows 4-9, (2) 1 x 6 top row risers
 Anodized aluminum vertical picket guardrail

Model Number	Rows	Seats	Length	Weight	Price
NB-1015GVPPRF	10	100	15'	2320	\$9,877
NB-1021GVPPRF	10	140	21'	3005	\$12,622
NB-1024GVPPRF	10	160	24'	3499	\$14,463
NB-1027GVPPRF	10	180	27'	3757	\$15,664

10 ROW "DELUXE"

Description

Galvanized steel understructure 8" rise/row
 2 X 10 anodized aluminum seat plank
 (2) 2 X 10 mill finish aluminum foot plank
 1 x 6 riser rows 1-9, (2) 1 x 6 top row risers
 (1) vertical aisle with handrail
 Please specify aisle location on 15' models (spectator right or left)
 Anodized aluminum vertical picket guardrail

Model Number	Rows	Seats	Length	Weight	Price
NB-1015GVDDLX	10	82	15'	2782	\$11,959
NB-1021GVDDLX	10	113	21'	3177	\$13,768
NB-1024GVDDLX	10	133	24'	3679	\$15,652
NB-1027GVDDLX	10	144	27'	3914	\$16,786

Transportable Bleachers Aluminum Frames / Chainlink Guardrail

5 ROW TRANSPORTABLE "STANDARD"

Description

Aluminum angle understructure 8" rise/row
 (with transport wheel brackets and additional bracing)
 2 X 10 anodized aluminum seat plank
 (1) 2 x 10 mill finish aluminum foot plank rows 2-3
 (2) 2 X 10 mill finish aluminum foot plank rows 4-5
 1 x 6 riser row 4, (2) 1 x 6 top row risers
 2 X 6 Treated lumber groundsills
 Chainlink guardrail system

Model Number	Rows	Seats	Length	Weight	Price
NB-0515ATPSTD	5	50	15'	974	\$4,046
NB-0521ATPSTD	5	70	21'	1370	\$5,602
NB-0524ATPSTD	5	80	24'	1472	\$6,004

5 ROW TRANSPORTABLE "PREFERRED"

Description

Aluminum angle understructure 8" rise/row
 (with transport wheel brackets and additional bracing)
 2 X 10 anodized aluminum seat plank
 (2) 2 X 10 mill finish aluminum foot planks
 1 x 6 riser row 4, (2) 1 x 6 top row risers
 2 X 6 Treated lumber groundsills
 Chainlink guardrail system

Model Number	Rows	Seats	Length	Weight	Price
NB-0515ATPPRF	5	50	15'	1028	\$4,282
NB-0521ATPPRF	5	70	21'	1446	\$5,930
NB-0524ATPPRF	5	80	24'	1559	\$6,370

Transportable Bleachers Aluminum Frames / Chainlink Guardrail - Continued

5 ROW TRANSPORTABLE "DELUXE"

Description

Aluminum angle understructure 8" rise/row
 (with transport wheel brackets and additional bracing)
 2 X 10 anodized aluminum seat plank
 (2) 2 X 10 mill finish aluminum foot planks
 1 x 6 riser rows 2-4, (2) 1 x 6 top row risers
 (1) aisle with handrail
 2 X 6 Treated lumber groundsills
 Chainlink guardrail system

Model Number	Rows	Seats	Length	Weight	Price
NB-0521ATPDLX	5	58	21'	1519	\$6,500
NB-0524ATPDLX	5	68	24'	1641	\$6,984

10 ROW TRANSPORTABLE "STANDARD"

Description

Aluminum angle understructure 8" rise/row
 (with transport wheel brackets and additional bracing)
 2 X 10 anodized aluminum seat plank
 (1) 2 x 10 mill finish aluminum foot plank rows 2-3
 (2) 2 X 10 mill finish aluminum foot plank on rows 4-10
 1 x 6 riser rows 4-9, (2) 1 x 6 top row risers
 2 X 6 Treated lumber groundsills
 Chainlink guardrail system

Model Number	Rows	Seats	Length	Weight	Price
NB-1015ATPSTD	10	100	15'	2106	\$8,966
NB-1021ATPSTD	10	140	21'	2992	\$12,740
NB-1024ATPSTD	10	160	24'	3198	\$13,557

10 ROW TRANSPORTABLE "PREFERRED"

Description

Aluminum angle understructure 8" rise/row
 (with transport wheel brackets and additional bracing)
 2 X 10 anodized aluminum seat plank
 (2) 2 X 10 mill finish aluminum foot planks
 1 x 6 riser rows 4-9, (2) 1 x 6 top row risers
 2 X 6 Treated lumber groundsills
 Chainlink guardrail system

Model Number	Rows	Seats	Length	Weight	Price
NB-1015ATPPRF	10	100	15'	2161	\$9,202
NB-1021ATPPRF	10	140	21'	3068	\$13,062
NB-1024ATPPRF	10	160	24'	3285	\$13,923

Transportable Bleachers Aluminum Frames / Chainlink Guardrail - Continued

10 ROW TRANSPORTABLE "DELUXE"

Description

Aluminum angle understructure 8" rise/row
 (with transport wheel brackets and additional bracing)
 2 X 10 anodized aluminum seat plank
 (2) 2 X 10 mill finish aluminum foot planks
 1 x 6 riser rows 2-9, (2) 1 x 6 top row risers
 (1) aisle with handrail
 2 X 6 Treated lumber groundsills
 Chainlink guardrail system

Model Number	Rows	Seats	Length	Weight	Price
NB-1021ATPDLX	10	113	21'	3193	\$14,066
NB-1024ATPDLX	10	133	24'	3422	\$14,970

Transportable Bleachers Galvanized Steel Frames / Chainlink Guardrail

5 ROW TRANSPORTABLE "STANDARD"

Description

Galvanized steel understructure 8" rise/row
 (with transport wheel brackets and additional bracing)
 2 X 10 anodized aluminum seat plank
 (1) 2 x 10 mill finish aluminum foot plank rows 2-3
 (2) 2 X 10 mill finish aluminum foot plank on rows 4-5
 1 x 6 riser row 4, (2) 1 x 6 top row risers
 2 X 6 Treated lumber groundsills
 Chainlink guardrail system

Model Number	Rows	Seats	Length	Weight	Price
NB-0515GTPSTD	5	50	15'	1085	\$3,997
NB-0521GTPSTD	5	70	21'	1556	\$5,521
NB-0524GTPSTD	5	80	24'	1658	\$5,924

5 ROW TRANSPORTABLE "PREFERRED"

Description

Galvanized steel understructure 8" rise/row
 (with transport wheel brackets and additional bracing)
 2 X 10 anodized aluminum seat plank
 (2) 2 X 10 mill finish aluminum foot planks
 1 x 6 riser row 4, (2) 1 x 6 top row risers
 2 X 6 Treated lumber groundsills
 Chainlink guardrail system

Model Number	Rows	Seats	Length	Weight	Price
NB-0515GTPPRF	5	50	15'	1140	\$4,233
NB-0521GTPPRF	5	70	21'	1632	\$5,844
NB-0524GTPPRF	5	80	24'	1745	\$6,289

5 ROW TRANSPORTABLE "DELUXE"

Description

Galvanized steel understructure 8" rise/row
 (with transport wheel brackets and additional bracing)
 2 X 10 anodized aluminum seat plank
 (2) 2 X 10 mill finish aluminum foot planks
 1 x 6 riser rows 2-4, (2) 1 x 6 top row risers
 (1) aisle with handrail
 2 X 6 Treated lumber groundsills
 Chainlink guardrail system

Model Number	Rows	Seats	Length	Weight	Price
NB-0521GTPDLX	5	58	21'	1726	\$6,482
NB-0524GTPDLX	5	68	24'	1849	\$6,964

Transportable Bleachers Galvanized Steel Frames / Chainlink Guardrail - Continued

10 ROW TRANSPORTABLE "STANDARD"

Description

Galvanized steel understructure 8" rise/row
 (with transport wheel brackets and additional bracing)
 2 X 10 anodized aluminum seat plank
 (1) 2 x 10 mill finish aluminum foot plank rows 2-3
 (2) 2 X 10 mill finish aluminum foot plank on rows 4-10
 1 x 6 riser rows 4-9, (2) 1 x 6 top row risers
 2 X 6 Treated lumber groundsills
 Chainlink guardrail system

Model Number	Rows	Seats	Length	Weight	Price
NB-1015GTPSTD	10	100	15'	2496	\$8,922
NB-1021GTPSTD	10	140	21'	3641	\$12,666
NB-1024GTPSTD	10	160	24'	3847	\$13,477

10 ROW TRANSPORTABLE "PREFERRED"

Description

Galvanized steel understructure 8" rise/row
 (with transport wheel brackets and additional bracing)
 2 X 10 anodized aluminum seat plank
 (2) 2 X 10 mill finish aluminum foot planks
 1 x 6 riser rows 4-9, (2) 1 x 6 top row risers
 2 X 6 Treated lumber groundsills
 Chainlink guardrail system

Model Number	Rows	Seats	Length	Weight	Price
NB-1015GTPPRF	10	100	15'	2550	\$9,152
NB-1021GTPPRF	10	140	21'	3717	\$12,988
NB-1024GTPPRF	10	160	24'	3934	\$13,849

10 ROW TRANSPORTABLE "DELUXE"

Description

Galvanized steel understructure 8" rise/row
 (with transport wheel brackets and additional bracing)
 2 X 10 anodized aluminum seat plank
 (2) 2 X 10 mill finish aluminum foot planks
 1 x 6 riser rows 2-9, (2) 1 x 6 top row risers
 (1) aisle with handrail
 2 X 6 Treated lumber groundsills
 Chainlink guardrail system

Model Number	Rows	Seats	Length	Weight	Price
NB-1021GTPDLX	10	113	21'	3863	\$14,053
NB-1024GTPDLX	10	133	24'	4093	\$14,959

Transportable Bleachers Aluminum Frames/ Vertical Picket Guardrail

5 ROW TRANSPORTABLE "STANDARD"

Description

Aluminum angle understructure 8" rise/row
 (with transport wheel brackets and additional bracing)
 2 X 10 anodized aluminum seat plank
 (1) 2 x 10 mill finish aluminum foot plank rows 2-3
 (2) 2 X 10 mill finish aluminum foot plank on rows 4-5
 1 x 6 riser row 4, (2) 1 x 6 top row risers
 2 X 6 Treated lumber groundsills
 Anodized aluminum vertical picket guardrail

Model Number	Rows	Seats	Length	Weight	Price
NB-0515ATPVPSTD	5	50	15'	994	\$4,790
NB-0521ATPVPSTD	5	70	21'	1404	\$6,562
NB-0524ATPVPSTD	5	80	24'	1514	\$7,082

5 ROW TRANSPORTABLE "PREFERRED"

Description

Aluminum angle understructure 8" rise/row
 (with transport wheel brackets and additional bracing)
 2 X 10 anodized aluminum seat plank
 (2) 2 X 10 mill finish aluminum foot planks
 1 x 6 riser row 4, (2) 1 x 6 top row risers
 2 X 6 Treated lumber groundsills
 Anodized aluminum vertical picket guardrail

Model Number	Rows	Seats	Length	Weight	Price
NB-0515ATPVPPRF	5	50	15'	1048	\$5,026
NB-0521ATPVPPRF	5	70	21'	1480	\$6,891
NB-0524ATPVPPRF	5	80	24'	1600	\$7,448

5 ROW TRANSPORTABLE "DELUXE"

Description

Aluminum angle understructure 8" rise/row
 (with transport wheel brackets and additional bracing)
 2 X 10 anodized aluminum seat plank
 (2) 2 X 10 mill finish aluminum foot planks
 1 x 6 riser rows 2-4, (2) 1 x 6 top row risers
 (1) aisle with handrail
 2 X 6 Treated lumber groundsills
 Anodized aluminum vertical picket guardrail

Model Number	Rows	Seats	Length	Weight	Price
NB-0515ATVPDLX	5	58	21'	1553	\$7,460
NB-0524ATVPDLX	5	68	24'	1683	\$8,062

Transportable Bleachers Aluminum Frames / Vertical Picket Guardrail - Continued

10 ROW TRANSPORTABLE "STANDARD"

Description

Aluminum angle understructure 8" rise/row
 (with transport wheel brackets and additional bracing)
 2 X 10 anodized aluminum seat plank
 (1) 2 x 10 mill finish aluminum foot plank rows 2-3
 (2) 2 X 10 mill finish aluminum foot plank on rows 4-10
 1 x 6 riser rows 4-9, (2) 1 x 6 top row risers
 2 X 6 Treated lumber groundsills
 Anodized aluminum vertical picket guardrail

Model Number	Rows	Seats	Length	Weight	Price
NB-1015ATPVPSTD	10	100	15'	2158	\$10,324
NB-1021ATPVPSTD	10	140	21'	3062	\$14,270
NB-1024ATPVPSTD	10	160	24'	3275	\$15,212

10 ROW TRANSPORTABLE "PREFERRED"

Description

Aluminum angle understructure 8" rise/row
 (with transport wheel brackets and additional bracing)
 2 X 10 anodized aluminum seat plank
 (2) 2 X 10 mill finish aluminum foot planks
 1 x 6 riser rows 4-9, (2) 1 x 6 top row risers
 2 X 6 Treated lumber groundsills
 Anodized aluminum vertical picket guardrail

Model Number	Rows	Seats	Length	Weight	Price
NB-1015ATPVPPRF	10	100	15'	2212	\$10,559
NB-1021ATPVPPRF	10	140	21'	3138	\$14,593
NB-1024ATPVPPRF	10	160	24'	3262	\$15,577

10 ROW TRANSPORTABLE "DELUXE"

Description

Aluminum angle understructure 8" rise/row
 (with transport wheel brackets and additional bracing)
 2 X 10 anodized aluminum seat plank
 (2) 2 X 10 mill finish aluminum foot planks
 1 x 6 riser rows 2-9, (2) 1 x 6 top row risers
 (1) aisle with handrail
 2 X 6 Treated lumber groundsills
 Anodized aluminum vertical picket guardrail

Model Number	Rows	Seats	Length	Weight	Price
NB-1021ATPVPDLX	10	113	21'	3262	\$15,597
NB-1024ATPVPDLX	10	133	24'	3499	\$16,625

5 ROW TRANSPORTABLE "STANDARD"

Description

Galvanized steel understructure 8" rise/row
 (with transport wheel brackets and additional bracing)
 2 X 10 anodized aluminum seat plank
 (1) 2 x 10 mill finish aluminum foot plank rows 2-3
 (2) 2 X 10 mill finish aluminum foot plank on rows 4-5
 1 x 6 riser row 4, (2) 1 x 6 top row risers
 2 X 6 Treated lumber groundsills
 Anodized aluminum vertical picket guardrail

Model Number	Rows	Seats	Length	Weight	Price
NB-0515GTPVPSTD	5	50	15'	1106	\$4,740
NB-0521GTPVPSTD	5	70	21'	1590	\$6,482
NB-0524GTPVPSTD	5	80	24'	1700	\$7,002

Transportable Bleachers Galvanized steel Frames / Vertical Picket Guardrail

5 ROW TRANSPORTABLE "PREFERRED"

Description
 Galvanized steel understructure 8" rise/row
 (with transport wheel brackets and additional bracing)
 2 X 10 anodized aluminum seat plank
 (2) 2 X 10 mill finish aluminum foot planks
 1 x 6 riser row 4, (2) 1 x 6 top row risers
 2 X 6 Treated lumber groundsills
 Anodized aluminum vertical picket guardrail

Model Number	Rows	Seats	Length	Weight	Price
NB-0515GTPVPPRF	5	50	15'	1160	\$4,976
NB-0521GTPVPPRF	5	70	21'	1667	\$6,804
NB-0524GTPVPPRF	5	80	24'	1786	\$7,368

5 ROW TRANSPORTABLE "DELUXE"

Description
 Galvanized steel understructure 8" rise/row
 (with transport wheel brackets and additional bracing)
 2 X 10 anodized aluminum seat plank
 (2) 2 X 10 mill finish aluminum foot planks
 1 x 6 riser rows 2-4, (2) 1 x 6 top row risers
 (1) aisle with handrail
 2 X 6 Treated lumber groundsills
 Anodized aluminum vertical picket guardrail

Model Number	Rows	Seats	Length	Weight	Price
NB-0521GTPVPDLX	5	58	21'	1760	\$7,442
NB-0524GTPVPDLX	5	68	24'	1890	\$8,042

10 ROW TRANSPORTABLE "STANDARD"

Description
 Galvanized steel understructure 8" rise/row
 (with transport wheel brackets and additional bracing)
 2 X 10 anodized aluminum seat plank
 (1) 2 x 10 mill finish aluminum foot plank rows 2-3
 (2) 2 X 10 mill finish aluminum foot plank on rows 4-10
 1 x 6 riser rows 4-9, (2) 1 x 6 top row risers
 2 X 6 Treated lumber groundsills
 Anodized aluminum vertical picket guardrail

Model Number	Rows	Seats	Length	Weight	Price
NB-1015GTPVPSTD	10	100	15'	2547	\$10,280
NB-1021GTPVPSTD	10	140	21'	3711	\$14,196
NB-1024GTPVPSTD	10	160	24'	3924	\$15,132

10 ROW TRANSPORTABLE "PREFERRED"

Description
 Galvanized steel understructure 8" rise/row
 (with transport wheel brackets and additional bracing)
 2 X 10 anodized aluminum seat plank
 (2) 2 X 10 mill finish aluminum foot planks
 1 x 6 riser rows 4-9, (2) 1 x 6 top row risers
 2 X 6 Treated lumber groundsills
 Anodized aluminum vertical picket guardrail

Model Number	Rows	Seats	Length	Weight	Price
NB-1015GTPVPPRF	10	100	15'	2602	\$10,509
NB-1021GTPVPPRF	10	140	21'	3787	\$14,519
NB-1024GTPVPPRF	10	160	24'	4011	\$15,504

Transportable Bleachers Galvanized Steel Frames / Vertical Picket Guardrail - Continued

10 ROW TRANSPORTABLE "DELUXE"

Description

Galvanized steel understructure 8" rise/row
 (with transport wheel brackets and additional bracing)
 2 X 10 anodized aluminum seat plank
 (2) 2 X 10 mill finish aluminum foot planks
 1 x 6 riser rows 2-9, (2) 1 x 6 top row risers
 (1) aisle with handrail
 2 X 6 Treated lumber groundsills
 Anodized aluminum vertical picket guardrail

Model Number	Rows	Seats	Length	Weight	Price
NB-1021GTPVPDLX	10	113	21'	3933	\$15,584
NB-1024GTPVPDLX	10	133	24'	4170	\$16,613

Transport Kits required to move Transportable Bleachers

One Transport Kit is Required to move Transportable Bleachers

5 ROW TRANSPORT KIT

Description

(1) Tongue assembly
 (2) Wheel assemblies and (1) jack assembly

Model Number	Rows	Seats	Length	Weight	Price
UN-TKL				160	\$818

One Transport Kit is Required to move Transportable Bleachers

10 ROW TRANSPORT KITS

Description

(1) Tongue assembly
 (2) Wheel assemblies with internal hydraulic jack

Model Number	Rows	Seats	Length	Weight	Price
UN-TKHD				363	\$3,302

(two wheel kit)

One Transport Kit is Required to move Transportable Bleachers

Description

(1) Tongue assembly
 (3) Wheel assemblies with internal hydraulic jack

Model Number	Rows	Seats	Length	Weight	Price
UN-TKHDS				482	\$4,896

(three wheel kit)

ADA Series Bleachers Aluminum Frames

ADA Series Bleachers

Description

Aluminum angle understructure 6" rise/row
 2 X 10 anodized aluminum seat plank
 Double mill finish aluminum foot plank
 1 x 6 riser rows 1-4, (2) 1 x 6 top row risers
 (1) vertical aisle & handrail
 ADA seating area with companion seats

Model Number	Rows	Seats	Length	Weight	Price
NB-0315AADA	3	18+2HC	15'	382	\$1,940
NB-0319.5AADA	3	25+2HC	19.5'	496	\$2,435
NB-0321AADA	3	26+2HC	21'	520	\$2,497
NB-0327AADA	3	40+2HC	27'	649	\$3,104

ADA Series Bleachers Chainlink Guardrail

Description

Aluminum angle understructure 8" rise/row
 2 X 10 anodized aluminum seat plank
 Double mill finish aluminum foot plank
 1 x 6 riser rows 1-4, (2) 1 x 6 top row risers
 (1) vertical aisle & handrail
 ADA seating area with companion seats
 Chainlink guardrail

Model Number	Rows	Seats	Length	Weight	Price
NB-0515AADA	5	34+2HC	15'	726	\$5,893
NB-0519.5AADA	5	45+2HC	19.5'	928	\$6,989
NB-0521AADA	5	48+2HC	21'	969	\$7,058
NB-0527AADA	5	58+4HC	27'	1261	\$9,004
NB-0815AADA	8	58+2HC	15'	1280	\$8,786
NB-0819.5AADA	8	75+2HC	19.5'	1571	\$10,528
NB-0821AADA	8	77+4HC	21'	1712	\$11,624
NB-0827AADA	8	100+4HC	27'	2156	\$13,744
NB-1015AADA	10	74+2HC	15'	1619	\$11,004
NB-1019.5AADA	10	95+2HC	19.5'	2012	\$13,025
NB-1021AADA	10	99+4HC	21'	2199	\$14,543
NB-1027AADA	10	128+4HC	27'	2774	\$17,133

ADA Series Bleachers Galvanized Steel Frames

ADA Series Bleachers

Description

Galvanized steel understructure 6" rise/row
 2 X 10 anodized aluminum seat plank
 Double mill finish aluminum foot plank
 1 x 6 riser rows 1-4, (2) 1 x 6 top row risers
 (1) vertical aisle & handrail
 ADA seating area with companion seats

Model Number	Rows	Seats	Length	Weight	Price
NB-0315GADA	3	18+2HC	15'	467	\$1,964
NB-0319.5GADA	3	25+2HC	19.5'	595	\$2,422
NB-0321GADA	3	26+2HC	21'	624	\$2,535
NB-0327GADA	3	40+2HC	27'	772	\$3,123

ADA Series Bleachers Galvanized Steel Frames - Chainlink Guardrail - Continued

ADA Series Bleachers Chainlink Guardrail

Description

Galvanized steel understructure 8" rise/row
 2 X 10 anodized aluminum seat plank
 Double mill finish aluminum foot plank
 1 x 6 riser rows 1-up, (2) 1 x 6 top row risers
 (1) vertical aisle & handrail
 ADA seating area with companion seats
 Chainlink guardrail

Model Number	Rows	Seats	Length	Weight	Price
NB-0515GADA	5	34+2HC	15'	835	\$5,818
NB-0519.5GADA	5	45+2HC	19.5'	1097	\$6,989
NB-0521GADA	5	48+2HC	21'	1119	\$6,977
NB-0527GADA	5	58+4HC	27'	1531	\$9,004
NB-0815GADA	8	58+2HC	15'	1616	\$8,749
NB-0819.5GADA	8	75+2HC	19.5'	1925	\$10,515
NB-0821GADA	8	77+4HC	21'	2158	\$11,612
NB-0827GADA	8	100+4HC	27'	2705	\$13,731
NB-1015GADA	10	74+2HC	15'	2123	\$10,999
NB-1019.5GADA	10	95+2HC	19.5'	2536	\$13,050
NB-1021GADA	10	99+4HC	21'	2854	\$14,562
NB-1027GADA	10	128+4HC	27'	3579	\$17,177

ADA Series Bleachers Aluminum Frames - Vertical Picket Guardrail

ADA Series Bleachers Vertical Picket Guardrail

Description

Aluminum angle understructure 8" rise/row
 2 X 10 anodized aluminum seat plank
 Double mill finish aluminum foot plank
 1 x 6 riser rows 1-up, (2) 1 x 6 top row risers
 (1) vertical aisle & handrail
 ADA seating area with companion seats
 Vertical picket guardrail

Model Number	Rows	Seats	Length	Weight	Price
NB-0515AVPADA	5	34+2HC	15'	1111	\$6,816
NB-0519.5AVPADA	5	45+2HC	19.5'	1280	\$7,826
NB-0521AVPADA	5	48+2HC	21'	1414	\$8,099
NB-0527AVPADA	5	58+4HC	27'	1707	\$10,124
NB-0815AADA	8	58+2HC	15'	1816	\$10,218
NB-0819.5AVPADA	8	75+2HC	19.5'	2063	\$11,823
NB-0821AVPADA	8	77+4HC	21'	2311	\$13,248
NB-0827AVPADA	8	100+4HC	27'	2743	\$15,504
NB-1015AADA	10	74+2HC	15'	2246	\$12,573
NB-1019.5AVPADA	10	95+2HC	19.5'	2586	\$14,593
NB-1021AVPADA	10	99+4HC	21'	2888	\$16,328
NB-1027AVPADA	10	128+4HC	27'	3443	\$19,010

ADA Series Bleachers Aluminum Frames - Vertical Picket Guardrail - Continued

ADA Series Bleachers Vertical Picket Guardrail

Description

Galvanized steel understructure 8" rise/row
 2 X 10 anodized aluminum seat plank
 Double mill finish aluminum foot plank
 1 x 6 riser rows 1-up (2) 1 x 6 top row risers
 (1) vertical aisle & handrail
 ADA seating area with companion seats
 Vertical picket guardrail

Model Number	Rows	Seats	Length	Weight	Price
NB-0515GVPADA	5	34+2HC	15'	1220	\$6,742
NB-0519.5GVPADA	5	45+2HC	19.5'	1448	\$7,826
NB-0521GVPADA	5	48+2HC	21'	1564	\$8,018
NB-0527GVPADA	5	58+4HC	27'	1977	\$10,124
NB-0815GVPADA	8	58+2HC	15'	2152	\$10,181
NB-0819.5GVPADA	8	75+2HC	19.5'	2417	\$11,810
NB-0821GVPADA	8	77+4HC	21'	2756	\$13,235
NB-0827GVPADA	8	100+4HC	27'	3292	\$15,491
NB-1015GVPADA	10	74+2HC	15'	2749	\$12,566
NB-1019.5GVPADA	10	95+2HC	19.5'	3111	\$14,617
NB-1021GVPADA	10	99+4HC	21'	3544	\$16,346
NB-1027GVPADA	10	128+4HC	27'	4248	\$19,054

Superior Seat Series

Superior Seat Series

Description

Aluminum angle understructure for 14" rise x 36" run
 2 x 12 anodized aluminum seat plank
 1 x 6 anodized backrest plank
 Closed deck configuration consisting of the following planks:
 (3) 2x10 + (1) 2x5 + (1) 2x4 mill finish aluminum foot planks
 (2) 1x 6 mill finish risers on all rows
 (1) 54 inch wide vertical aisle with mid aisle handrail
 Vertical picket guardrail system

Model Number	Rows	Seats	Length	Weight	Price
NB-0419.5ASPR	4	43	19.5'	1788	\$9,406
NB-0425.5ASPR	4	59	25.5'	2205	\$11,655
NB-0431.5ASPR	4	75	31.5'	2617	\$13,713
NB-0819.5ASPR	8	83	19.5'	3852	\$19,475
NB-0825.5ASPR	8	115	25.5'	4886	\$24,736
NB-0831.5ASPR	8	147	31.5'	5611	\$28,287

Players Benches with Aluminum Legs

PORTABLE DOUBLE WIDE BENCH W/O BACKREST

Description

Aluminum Square Tube & Angle Leg Design
(2) 2 x 10 anodized aluminum seat plank

Model Number	Seats	Length	Weight	Price
BE-DB06	4	6'	59	\$260
BE-DB08	5	8'	66	\$298
BE-DB12	8	12'	85	\$403
BE-DB15	10	15'	96	\$458
BE-DB21	14	21'	148	\$602
BE-DB24	16	24'	164	\$694

PERMANENT BENCH W/O BACKREST (in -ground mount)

Description

Aluminum Square Tube & Angle Leg Design
2 x 10 anodized aluminum seat plank

Model Number	Seats	Length	Weight	Price
BE-DD06	4	6'	43	\$173
BE-DD08	5	8'	47	\$186
BE-DD12	8	12'	57	\$247
BE-DD15	10	15'	62	\$273
BE-DD21	14	21'	101	\$347
BE-DD24	16	24'	110	\$396

PORTABLE BENCH WITHOUT BACKREST

Description

Anodized Aluminum Channel Leg Design
2 x 10 anodized aluminum seat plank

Model Number	Seats	Length	Weight	Price
BE-DE06	4	6'	46	\$229
BE-DE08	5	8'	50	\$242
BE-DE12	8	12'	62	\$335
BE-DE15	10	15'	67	\$360
BE-DE21	14	21'	107	\$471
BE-DE24	16	24'	117	\$551

PORTABLE BENCH W/BACKREST

Description

Aluminum Square Tube & Angle Understructure
2 x 10 anodized seat plank and backrest

Model Number	Seats	Length	Weight	Price
BE-DG06	4	6'	90	\$298
BE-DG08	5	8'	97	\$335
BE-DG12	8	12'	120	\$465
BE-DG15	10	15'	130	\$514
BE-DG21	14	21'	185	\$682
BE-DG24	16	24'	205	\$787

PORTABLE BENCH WITH BACKREST & SHELF

Description

Aluminum Square Tube & Angle Understructure
2 x 10 anodized seat plank and backrest
(2) 2 x 10 anodized plank for shelf

Model Number	Seats	Length	Weight	Price
BE-DGS06	4	6'	122	\$471
BE-DGS08	5	8'	135	\$545
BE-DGS12	8	12'	177	\$775
BE-DGS15	10	15'	198	\$880
BE-DGS21	14	21'	279	\$1,184
BE-DGS24	16	24'	314	\$1,376

Players Benches Aluminum Legs - Continued

PORTABLE BENCH WITHOUT BACKREST

Description

Aluminum Square Tube Leg Design
2 x 10 anodized seat plank

Model Number	Seats	Length	Weight	Price
BE-DI06	4	6'	45	\$198
BE-DI08	5	8'	49	\$223
BE-DI12	8	12'	59	\$298
BE-DI15	10	15'	64	\$322
BE-DI21	14	21'	104	\$415
BE-DI24	16	24'	115	\$477

Players Benches with Galvanized Steel Legs

PERMANENT BENCH WITH BACKREST (in-ground mount)

Description

2 3/8" Galvanized Pipe Leg Design
2 x 10 anodized seat plank and backrest

Model Number	Seats	Length	Weight	Price
BE-PB06	4	6'	95	\$329
BE-PB08	5	8'	102	\$366
BE-PB12	8	12'	140	\$508
BE-PB15	10	15'	150	\$564
BE-PB21	14	21'	220	\$738
BE-PB24	16	24'	254	\$867

PERMANENT BENCH W/O BACKREST (in-ground mount)

Description

2 3/8" Galvanized Pipe Leg Design
2 x 10 anodized seat plank

Model Number	Seats	Length	Weight	Price
BE-PD06	4	6'	58	\$198
BE-PD08	5	8'	62	\$217
BE-PD12	8	12'	80	\$285
BE-PD15	10	15'	85	\$309
BE-PD21	14	21'	132	\$396
BE-PD24	16	24'	148	\$458

PERMANENT BENCH W/O BACKREST (surface mount)

Description

2 3/8" Galvanized Pipe Leg Design
2 x 10 anodized seat plank

Model Number	Seats	Length	Weight	Price
BE-PE06	4	6'	55	\$198
BE-PE08	5	8'	59	\$217
BE-PE12	8	12'	75	\$285
BE-PE15	10	15'	81	\$316
BE-PE21	14	21'	126	\$403
BE-PE24	16	24'	141	\$465

Players Benches Galvanized Steel Legs - Continued

PORTABLE BENCH WITH BACKREST

Description
 2 3/8" Galvanized Pipe Leg Design
 2 x 10 anodized seat plank and backrest

Model Number	Seats	Length	Weight	Price
BE-PG06	4	6'	128	\$378
BE-PG08	5	8'	135	\$415
BE-PG12	8	12'	177	\$582
BE-PG15	10	15'	187	\$638
BE-PG21	14	21'	261	\$836
BE-PG24	16	24'	300	\$991

PERMANENT BENCH WITH BACKREST (surface mount)

Description
 2 3/8" Galvanized Pipe Leg Design
 2 x 10 anodized seat plank and backrest

Model Number	Seats	Length	Weight	Price
BE-PH06	4	6'	90	\$335
BE-PH08	5	8'	95	\$371
BE-PH12	8	12'	133	\$514
BE-PH15	10	15'	143	\$571
BE-PH21	14	21'	211	\$749
BE-PH24	16	24'	243	\$880

PORTABLE BENCH WITHOUT BACKREST

Description
 2 3/8" Galvanized Pipe Leg Design
 2 x 10 anodized seat plank

Model Number	Seats	Length	Weight	Price
BE-PI06	4	6'	63	\$223
BE-PI08	5	8'	66	\$242
BE-PI12	8	12'	86	\$329
BE-PI15	10	15'	92	\$353
BE-PI21	14	21'	140	\$458
BE-PI24	16	24'	159	\$533

Aluminum Picnic Tables Steel Legs

Aluminum Picnic Tables (Standard Gauge)

Description
 2 X 10 anodized aluminum seat and table plank
 1-5/8" galvanized steel understructure

Model Number	Length	Weight	Price
PT-SG06	6'	252	\$663
PT-SG08	8'	269	\$749
PT-SG09HC	9'	356	\$806

Aluminum Picnic Tables (Standard Gauge) FOR YOUR WOOD

Description
 1-5/8" galvanized steel understructure ONLY

Model Number	Length	Weight	Price
PT-SG06W	6'	252	\$316
PT-SG08W	8'	269	\$316

Aluminum Picnic Tables (Heavy Gauge)

Description
 2 X 10 anodized aluminum seat and table plank
 2-3/8" galvanized steel understructure

Model Number	Length	Weight	Price
PT-HG06	6'	285	\$687
PT-HG08	8'	296	\$780
PT-HG09HC	9'	424	\$849

Aluminum Picnic Tables Steel Legs - Continued

Aluminum Picnic Tables (Heavy Gauge) FOR YOUR WOOD

Description
2-3/8" galvanized steel understructure ONLY

Model Number	Length	Weight	Price
PT-HG06W	6'	179	\$347
PT-HG08W	8'	179	\$347

Aluminum Picnic Tables Aluminum Legs

All-Aluminum Picnic Tables

Description
2 X 10 anodized aluminum seat and table plank
1-7/8" aluminum legs

Model Number	Length	Weight	Price
PT-AP06	6'	129	\$644
PT-AP08	8'	156	\$731
PT-AP09HC	9'	267	\$1,233

Aluminum Plank

Standard discounting may not apply due to fluctuating material costs - call for a quote

Price (Under 500 ft.)

Model	Nominal Size	Stock Length		Weigh Per Foot	Mill (Foot)	Anodized (Seat)
		Mill Finish	Anodized			
P204	2X4	Special Order	Special Order	0.8	\$3.68	\$4.67
P206	2X6	Special Order	Special Order	1.4	\$6.22	\$7.72
P208	2X8	Special Order	Special Order	1.6	\$7.41	\$9.41
P210	2X10	15',21',24'	15',21',24'	1.7	\$8.28	\$10.28
P212	2X12	Special Order	15',21',24'	2.3	\$10.84	\$13.02
P106	1X6	15',21',24'	Special Order	1.1	\$5.17	\$6.29
R108	1X8	Special Order	Special Order	1.3	\$6.16	\$7.29

Seating Components

Standard discounting may not apply due to fluctuating material costs - call for a quote

Part Number	Description	Weight	Price
CL-STD/WH	Clip Set (clip, bolt, nut)	0.125	\$1.50
EC-***/WH	End Cap w/rivets	0.25	\$3.17
SP-***/WH	Pr. Splice, Sleeves w/rivets	2	\$10.12
AD-PLATE	Adapter Plate - Single (w/o hardware)	0.75	\$3.89
FP-PAD/WH	Rubber foot pad (w/hardware)	0.25	\$4.19
CASSWVL5	Swivel caster 5" w/o brake	2	\$20.77
CASSWVL5B	Swivel caster 5" w/brake	2.5	\$23.95
TB-***	T-Bracket	3	\$21.37
LB-***	L-Bracket	3	\$21.37
ZB-***	Z-Bracket (varies based on size/quantity)	CALL	



GameTime Division
 PlayCore Wisconsin, Inc.
 150 Playcore Drive SE
 Fort Payne, AL 35967
 Tel: 800.235.2440

GAMETIME U.S. COMMUNITIES PRICE LIST 1805 SHADE STRUCTURES

Part No.	Part Group	Item Description	Unit	Commercial Price	USC Disc't	USC Net Price
QRI001	41	SD101008IG 8' IN-GE-Sq Shade	EA	\$ 2,374.00	3%	\$ 2,302.78
QRI002	41	SD121208IG 8' IN-GE-Sq Shade	EA	\$ 2,471.00	3%	\$ 2,396.87
QRI003	41	SD141408IG 8' IN-GE-Sq Shade	EA	\$ 2,568.00	3%	\$ 2,490.96
QRI004	41	SD161608IG 8' IN-GE-Sq Shade	EA	\$ 2,920.00	3%	\$ 2,832.40
QRI005	41	SD181808IG 8' IN-GE-Sq Shade	EA	\$ 3,210.00	3%	\$ 3,113.70
QRI006	41	SD202008IG 8' IN-GE-Sq Shade	EA	\$ 3,472.00	3%	\$ 3,367.84
QRI007	41	SD222208IG 8' IN-GE-Sq Shade	EA	\$ 3,580.00	3%	\$ 3,472.60
QRI008	41	SD242408IG 8' IN-GE-Sq Shade	EA	\$ 4,582.00	3%	\$ 4,444.54
QRI009	41	SD262608IG 8' IN-GE-Sq Shade	EA	\$ 5,049.00	3%	\$ 4,897.53
QRI010	41	SD282808IG 8' IN-GE-Sq Shade	EA	\$ 5,177.00	3%	\$ 5,021.69
QRI011	41	SD303008IG 8' IN-GE-Sq Shade	EA	\$ 5,634.00	3%	\$ 5,464.98
QRI012	41	SD101010IG 10' IN-GE-Sq Shade	EA	\$ 2,783.00	3%	\$ 2,699.51
QRI013	41	SD121210IG 10' IN-GE-Sq Shade	EA	\$ 2,881.00	3%	\$ 2,794.57
QRI014	41	SD141410IG 10' IN-GE-Sq Shade	EA	\$ 2,976.00	3%	\$ 2,886.72
QRI015	41	SD161610IG 10' IN-GE-Sq Shade	EA	\$ 3,329.00	3%	\$ 3,229.13
QRI016	41	SD181810IG 10' IN-GE-Sq Shade	EA	\$ 3,804.00	3%	\$ 3,689.88
QRI017	41	SD202010IG 10' IN-GE-Sq Shade	EA	\$ 4,067.00	3%	\$ 3,944.99
QRI018	41	SD22210IG 10' IN-GE-Sq Shade	EA	\$ 4,175.00	3%	\$ 4,049.75
QRI019	41	SD242410IG 10' IN-GE-Sq Shade	EA	\$ 4,934.00	3%	\$ 4,785.98
QRI020	41	SD262610IG 10' IN-GE-Sq Shade	EA	\$ 5,401.00	3%	\$ 5,238.97
QRI021	41	SD282810IG 10' IN-GE-Sq Shade	EA	\$ 5,530.00	3%	\$ 5,364.10
QRI022	41	SD303010IG 10' IN-GE-Sq Shade	EA	\$ 6,349.00	3%	\$ 6,158.53
QRI023	41	SD161612IG 12' IN-GE-Sq Shade	EA	\$ 3,484.00	3%	\$ 3,379.48
QRI024	41	SD181812IG 12' IN-GE-Sq Shade	EA	\$ 4,011.00	3%	\$ 3,890.67
QRI025	41	SD202012IG 12' IN-GE-Sq Shade	EA	\$ 4,273.00	3%	\$ 4,144.81
QRI026	41	SD222212IG 12' IN-GE-Sq Shade	EA	\$ 4,381.00	3%	\$ 4,249.57
QRI027	41	SD242412IG 12' IN-GE-Sq Shade	EA	\$ 5,666.00	3%	\$ 5,496.02
QRI028	41	SD262612IG 12' IN-GE-Sq Shade	EA	\$ 6,132.00	3%	\$ 5,948.04
QRI029	41	SD282812IG 12' IN-GE-Sq Shade	EA	\$ 6,261.00	3%	\$ 6,073.17
QRI030	41	SD303012IG 12' IN-GE-Sq Shade	EA	\$ 7,657.00	3%	\$ 7,427.29
QRI031	41	RD101208IG 8' IN-GE-Rec Shade	EA	\$ 2,436.00	3%	\$ 2,362.92
QRI032	41	RD101508IG 8' IN-GE-Rec Shade	EA	\$ 2,521.00	3%	\$ 2,445.37
QRI033	41	RD101808IG 8' IN-GE-Rec Shade	EA	\$ 2,554.00	3%	\$ 2,477.38
QRI034	41	RD102008IG 8' IN-GE-Rec Shade	EA	\$ 2,868.00	3%	\$ 2,781.96
QRI035	41	RD131508IG 8' IN-GE-Rec Shade	EA	\$ 2,576.00	3%	\$ 2,498.72
QRI036	41	RD132008IG 8' IN-GE-Rec Shade	EA	\$ 2,983.00	3%	\$ 2,893.51
QRI037	41	RD152208IG 8' IN-GE-Rec Shade	EA	\$ 3,316.00	3%	\$ 3,216.52
QRI038	41	RD152508IG 8' IN-GE-Rec Shade	EA	\$ 3,357.00	3%	\$ 3,256.29

U.S. COMMUNITIES PRICE LIST 1805 SHADE STRUCTURES

Part No.	Part Group	Item Description	Unit	Commercial Price	USC Disc't	USC Net Price
QRI039	41	RD182008IG 8' IN-GE-Rec Shade	EA	\$ 3,268.00	3%	\$ 3,169.96
QRI040	41	RD182408IG 8' IN-GE-Rec Shade	EA	\$ 3,446.00	3%	\$ 3,342.62
QRI041	41	RD182808IG 8' IN-GE-Rec Shade	EA	\$ 3,808.00	3%	\$ 3,693.76
QRI042	41	RD183208IG 8' IN-GE-Rec Shade	EA	\$ 4,696.00	3%	\$ 4,555.12
QRI043	41	RD183608IG 8' IN-GE-Rec Shade	EA	\$ 4,896.00	3%	\$ 4,749.12
QRI044	41	RD202408IG 8' IN-GE-Rec Shade	EA	\$ 3,615.00	3%	\$ 3,506.55
QRI045	41	RD202608IG 8' IN-GE-Rec Shade	EA	\$ 3,683.00	3%	\$ 3,572.51
QRI046	41	RD203008IG 8' IN-GE-Rec Shade	EA	\$ 4,581.00	3%	\$ 4,443.57
QRI047	41	RD203408IG 8' IN-GE-Rec Shade	EA	\$ 5,058.00	3%	\$ 4,906.26
QRI048	41	RD203808IG 8' IN-GE-Rec Shade	EA	\$ 5,199.00	3%	\$ 5,043.03
QRI049	41	RD242608IG 8' IN-GE-Rec Shade	EA	\$ 4,658.00	3%	\$ 4,518.26
QRI050	41	RD243008IG 8' IN-GE-Rec Shade	EA	\$ 4,898.00	3%	\$ 4,751.06
QRI051	41	RD243408IG 8' IN-GE-Rec Shade	EA	\$ 5,127.00	3%	\$ 4,973.19
QRI052	41	RD243808IG 8' IN-GE-Rec Shade	EA	\$ 5,665.00	3%	\$ 5,495.05
QRI053	41	RD244008IG 8' IN-GE-Rec Shade	EA	\$ 5,743.00	3%	\$ 5,570.71
QRI054	41	RD283008IG 8' IN-GE-Rec Shade	EA	\$ 5,336.00	3%	\$ 5,175.92
QRI055	41	RD283408IG 8' IN-GE-Rec Shade	EA	\$ 5,974.00	3%	\$ 5,794.78
QRI056	41	RD283808IG 8' IN-GE-Rec Shade	EA	\$ 6,534.00	3%	\$ 6,337.98
QRI057	41	RD101210IG 10' IN-GE-Rec Shade	EA	\$ 2,846.00	3%	\$ 2,760.62
QRI058	41	RD101510IG 10' IN-GE-Rec Shade	EA	\$ 2,930.00	3%	\$ 2,842.10
QRI059	41	RD101810IG 10' IN-GE-Rec Shade	EA	\$ 2,963.00	3%	\$ 2,874.11
QRI060	41	RD102010IG 10' IN-GE-Rec Shade	EA	\$ 3,275.00	3%	\$ 3,176.75
QRI061	41	RD131510IG 10' IN-GE-Rec Shade	EA	\$ 2,986.00	3%	\$ 2,896.42
QRI062	41	RD132010IG 10' IN-GE-Rec Shade	EA	\$ 3,388.00	3%	\$ 3,286.36
QRI063	41	RD152210IG 10' IN-GE-Rec Shade	EA	\$ 3,910.00	3%	\$ 3,792.70
QRI064	41	RD152510IG 10' IN-GE-Rec Shade	EA	\$ 3,952.00	3%	\$ 3,833.44
QRI065	41	RD182010IG 10' IN-GE-Rec Shade	EA	\$ 3,864.00	3%	\$ 3,748.08
QRI066	41	RD182410IG 10' IN-GE-Rec Shade	EA	\$ 4,039.00	3%	\$ 3,917.83
QRI067	41	RD182810IG 10' IN-GE-Rec Shade	EA	\$ 4,402.00	3%	\$ 4,269.94
QRI068	41	RD183210IG 10' IN-GE-Rec Shade	EA	\$ 5,049.00	3%	\$ 4,897.53
QRI069	41	RD183610IG 10' IN-GE-Rec Shade	EA	\$ 5,247.00	3%	\$ 5,089.59
QRI070	41	RD202410IG 10' IN-GE-Rec Shade	EA	\$ 4,210.00	3%	\$ 4,083.70
QRI071	41	RD202610IG 10' IN-GE-Rec Shade	EA	\$ 4,276.00	3%	\$ 4,147.72
QRI072	41	RD203010IG 10' IN-GE-Rec Shade	EA	\$ 4,933.00	3%	\$ 4,785.01
QRI073	41	RD203410IG 10' IN-GE-Rec Shade	EA	\$ 5,409.00	3%	\$ 5,246.73
QRI074	41	RD203810IG 10' IN-GE-Rec Shade	EA	\$ 5,552.00	3%	\$ 5,385.44
QRI075	41	RD242610IG 10' IN-GE-Rec Shade	EA	\$ 5,009.00	3%	\$ 4,858.73
QRI076	41	RD243010IG 10' IN-GE-Rec Shade	EA	\$ 5,249.00	3%	\$ 5,091.53
QRI077	41	RD243410IG 10' IN-GE-Rec Shade	EA	\$ 5,843.00	3%	\$ 5,667.71
QRI078	41	RD243810IG 10' IN-GE-Rec Shade	EA	\$ 6,379.00	3%	\$ 6,187.63
QRI079	41	RD244010IG 10' IN-GE-Rec Shade	EA	\$ 6,378.00	3%	\$ 6,186.66
QRI080	41	RD283010IG 10' IN-GE-Rec Shade	EA	\$ 6,051.00	3%	\$ 5,869.47
QRI081	41	RD283410IG 10' IN-GE-Rec Shade	EA	\$ 6,689.00	3%	\$ 6,488.33
QRI082	41	RD283810IG 10' IN-GE-Rec Shade	EA	\$ 6,849.00	3%	\$ 6,643.53

U.S. COMMUNITIES PRICE LIST 1805 SHADE STRUCTURES

Part No.	Part Group	Item Description	Unit	Commercial Price	USC Disc't	USC Net Price
QRI083	41	RD101212IG 12' IN-GE-Rec Shade	EA	\$ 2,999.00	3%	\$ 2,909.03
QRI084	41	RD101512IG 12' IN-GE-Rec Shade	EA	\$ 3,086.00	3%	\$ 2,993.42
QRI085	41	RD101812IG 12' IN-GE-Rec Shade	EA	\$ 3,119.00	3%	\$ 3,025.43
QRI086	41	RD102012IG 12' IN-GE-Rec Shade	EA	\$ 3,430.00	3%	\$ 3,327.10
QRI087	41	RD131512IG 12' IN-GE-Rec Shade	EA	\$ 3,141.00	3%	\$ 3,046.77
QRI088	41	RD132012IG 12' IN-GE-Rec Shade	EA	\$ 3,542.00	3%	\$ 3,435.74
QRI089	41	RD152212IG 12' IN-GE-Rec Shade	EA	\$ 4,117.00	3%	\$ 3,993.49
QRI090	41	RD152512IG 12' IN-GE-Rec Shade	EA	\$ 4,158.00	3%	\$ 4,033.26
QRI091	41	RD182012IG 12' IN-GE-Rec Shade	EA	\$ 4,069.00	3%	\$ 3,946.93
QRI092	41	RD182412IG 12' IN-GE-Rec Shade	EA	\$ 4,245.00	3%	\$ 4,117.65
QRI093	41	RD182812IG 12' IN-GE-Rec Shade	EA	\$ 4,608.00	3%	\$ 4,469.76
QRI094	41	RD183212IG 12' IN-GE-Rec Shade	EA	\$ 5,781.00	3%	\$ 5,607.57
QRI095	41	RD183612IG 12' IN-GE-Rec Shade	EA	\$ 5,980.00	3%	\$ 5,800.60
QRI096	41	RD202412IG 12' IN-GE-Rec Shade	EA	\$ 4,426.00	3%	\$ 4,293.22
QRI097	41	RD202612IG 12' IN-GE-Rec Shade	EA	\$ 4,484.00	3%	\$ 4,349.48
QRI098	41	RD203012IG 12' IN-GE-Rec Shade	EA	\$ 5,665.00	3%	\$ 5,495.05
QRI099	41	RD203412IG 12' IN-GE-Rec Shade	EA	\$ 6,142.00	3%	\$ 5,957.74
QRI100	41	RD203812IG 12' IN-GE-Rec Shade	EA	\$ 6,285.00	3%	\$ 6,096.45
QRI101	41	RD242612IG 12' IN-GE-Rec Shade	EA	\$ 5,742.00	3%	\$ 5,569.74
QRI102	41	RD243012IG 12' IN-GE-Rec Shade	EA	\$ 5,984.00	3%	\$ 5,804.48
QRI103	41	RD243412IG 12' IN-GE-Rec Shade	EA	\$ 7,151.00	3%	\$ 6,936.47
QRI104	41	RD243812IG 12' IN-GE-Rec Shade	EA	\$ 7,687.00	3%	\$ 7,456.39
QRI105	41	RD244012IG 12' IN-GE-Rec Shade	EA	\$ 7,671.00	3%	\$ 7,440.87
QRI106	41	RD283012IG 12' IN-GE-Rec Shade	EA	\$ 7,363.00	3%	\$ 7,142.11
QRI107	41	RD283412IG 12' IN-GE-Rec Shade	EA	\$ 7,631.00	3%	\$ 7,402.07
QRI108	41	RD283812IG 12' IN-GE-Rec Shade	EA	\$ 7,790.00	3%	\$ 7,556.30
QRI109	41	SU101008IG 8' IN-GE-SU Shade	EA	\$ 2,152.00	3%	\$ 2,087.44
QRI110	41	SU121208IG 8' IN-GE-SU Shade	EA	\$ 2,335.00	3%	\$ 2,264.95
QRI111	41	SU141408IG 8' IN-GE-SU Shade	EA	\$ 2,631.00	3%	\$ 2,552.07
QRI112	41	SU161608IG 8' IN-GE-SU Shade	EA	\$ 3,115.00	3%	\$ 3,021.55
QRI113	41	SU181808IG 8' IN-GE-SU Shade	EA	\$ 3,310.00	3%	\$ 3,210.70
QRI114	41	SU202008IG 8' IN-GE-SU Shade	EA	\$ 3,916.00	3%	\$ 3,798.52
QRI115	41	SU222208IG 8' IN-GE-SU Shade	EA	\$ 4,835.00	3%	\$ 4,689.95
QRI116	41	SU242408IG 8' IN-GE-SU Shade	EA	\$ 5,876.00	3%	\$ 5,699.72
QRI117	41	SU101010IG 10' IN-GE-SU Shade	EA	\$ 2,254.00	3%	\$ 2,186.38
QRI118	41	SU121210IG 10' IN-GE-SU Shade	EA	\$ 2,354.00	3%	\$ 2,283.38
QRI119	41	SU141410IG 10' IN-GE-SU Shade	EA	\$ 2,676.00	3%	\$ 2,595.72
QRI120	41	SU161610IG 10' IN-GE-SU Shade	EA	\$ 3,177.00	3%	\$ 3,081.69
QRI121	41	SU181810IG 10' IN-GE-SU Shade	EA	\$ 3,371.00	3%	\$ 3,269.87
QRI122	41	SU202010IG 10' IN-GE-SU Shade	EA	\$ 3,976.00	3%	\$ 3,856.72
QRI123	41	SU222210IG 10' IN-GE-SU Shade	EA	\$ 4,950.00	3%	\$ 4,801.50
QRI124	41	SU242410IG 10' IN-GE-SU Shade	EA	\$ 5,968.00	3%	\$ 5,788.96
QRI125	41	HD202008IG 8' IN-GE-Hx Shade	EA	\$ 4,390.00	3%	\$ 4,258.30
QRI126	41	HD242408IG 8' IN-GE-Hx Shade	EA	\$ 5,568.00	3%	\$ 5,400.96

U.S. COMMUNITIES PRICE LIST 1805 SHADE STRUCTURES

Part No.	Part Group	Item Description	Unit	Commercial Price	USC Disct	USC Net Price
QRI127	41	HD262608IG 8' IN-GE-Hx Shade	EA	\$ 5,783.00	3%	\$ 5,609.51
QRI128	41	HD282808IG 8' IN-GE-Hx Shade	EA	\$ 6,465.00	3%	\$ 6,271.05
QRI129	41	HD303008IG 8' IN-GE-Hx Shade	EA	\$ 6,861.00	3%	\$ 6,655.17
QRI130	41	HD343408IG 8' IN-GE-Hx Shade	EA	\$ 7,388.00	3%	\$ 7,166.36
QRI131	41	HD383808IG 8' IN-GE-Hx Shade	EA	\$ 8,881.00	3%	\$ 8,614.57
QRI132	41	HD404008IG 8' IN-GE-Hx Shade	EA	\$ 9,475.00	3%	\$ 9,190.75
QRI133	41	HD202010IG 10' IN-GE-Hx Shade	EA	\$ 5,024.00	3%	\$ 4,873.28
QRI134	41	HD242410IG 10' IN-GE-Hx Shade	EA	\$ 6,461.00	3%	\$ 6,267.17
QRI135	41	HD262610IG 10' IN-GE-Hx Shade	EA	\$ 6,672.00	3%	\$ 6,471.84
QRI136	41	HD282810IG 10' IN-GE-Hx Shade	EA	\$ 6,918.00	3%	\$ 6,710.46
QRI137	41	HD303010IG 10' IN-GE-Hx Shade	EA	\$ 7,312.00	3%	\$ 7,092.64
QRI138	41	HD343410IG 10' IN-GE-Hx Shade	EA	\$ 8,542.00	3%	\$ 8,285.74
QRI139	41	HD383810IG 10' IN-GE-Hx Shade	EA	\$ 9,354.00	3%	\$ 9,073.38
QRI140	41	HD404010IG 10' IN-GE-Hx Shade	EA	\$ 9,948.00	3%	\$ 9,649.56
QRI141	41	HD202012IG 12' IN-GE-Hx Shade	EA	\$ 5,255.00	3%	\$ 5,097.35
QRI142	41	HD242412IG 12' IN-GE-Hx Shade	EA	\$ 6,771.00	3%	\$ 6,567.87
QRI143	41	HD262612IG 12' IN-GE-Hx Shade	EA	\$ 6,984.00	3%	\$ 6,774.48
QRI144	41	HD282812IG 12' IN-GE-Hx Shade	EA	\$ 8,098.00	3%	\$ 7,855.06
QRI145	41	HD303012IG 12' IN-GE-Hx Shade	EA	\$ 8,493.00	3%	\$ 8,238.21
QRI146	41	HD343412IG 12' IN-GE-Hx Shade	EA	\$ 10,512.00	3%	\$ 10,196.64
QRI147	41	HD383812IG 12' IN-GE-Hx Shade	EA	\$ 11,325.00	3%	\$ 10,985.25
QRI148	41	HD404012IG 12' IN-GE-Hx Shade	EA	\$ 11,919.00	3%	\$ 11,561.43
QRI149	41	HU101008IG 8' IN-GE-H1U Shade	EA	\$ 2,299.00	3%	\$ 2,230.03
QRI150	41	HU121208IG 8' IN-GE-H1U Shade	EA	\$ 2,526.00	3%	\$ 2,450.22
QRI151	41	HU141408IG 8' IN-GE-H1U Shade	EA	\$ 2,643.00	3%	\$ 2,563.71
QRI152	41	HU161608IG 8' IN-GE-H1U Shade	EA	\$ 2,802.00	3%	\$ 2,717.94
QRI153	41	HU181808IG 8' IN-GE-H1U Shade	EA	\$ 3,444.00	3%	\$ 3,340.68
QRI154	41	HU202008IG 8' IN-GE-H1U Shade	EA	\$ 4,287.00	3%	\$ 4,158.39
QRI155	41	HU222208IG 8' IN-GE-H1U Shade	EA	\$ 4,707.00	3%	\$ 4,565.79
QRI156	41	HU242408IG 8' IN-GE-H1U Shade	EA	\$ 5,021.00	3%	\$ 4,870.37
QRI157	41	HU252508IG 8' IN-GE-H1U Shade	EA	\$ 5,779.00	3%	\$ 5,605.63
QRI158	41	HU272708IG 8' IN-GE-H1U Shade	EA	\$ 6,124.00	3%	\$ 5,940.28
QRI159	41	HU101010IG 10' IN-GE-H1U Shade	EA	\$ 2,404.00	3%	\$ 2,331.88
QRI160	41	HU121210IG 10' IN-GE-H1U Shade	EA	\$ 2,555.00	3%	\$ 2,478.35
QRI161	41	HU141410IG 10' IN-GE-H1U Shade	EA	\$ 2,758.00	3%	\$ 2,675.26
QRI162	41	HU161610IG 10' IN-GE-H1U Shade	EA	\$ 2,967.00	3%	\$ 2,877.99
QRI163	41	HU181810IG 10' IN-GE-H1U Shade	EA	\$ 3,494.00	3%	\$ 3,389.18
QRI164	41	HU202010IG 10' IN-GE-H1U Shade	EA	\$ 4,595.00	3%	\$ 4,457.15
QRI165	41	HU222210IG 10' IN-GE-H1U Shade	EA	\$ 4,798.00	3%	\$ 4,654.06
QRI166	41	HU242410IG 10' IN-GE-H1U Shade	EA	\$ 5,138.00	3%	\$ 4,983.86
QRI167	41	HU252510IG 10' IN-GE-H1U Shade	EA	\$ 6,210.00	3%	\$ 6,023.70
QRI168	41	HU272710IG 10' IN-GE-H1U Shade	EA	\$ 6,218.00	3%	\$ 6,031.46
QRI169	41	RU161208IG 8' IN-GE-R2U Shade	EA	\$ 2,746.00	3%	\$ 2,663.62
QRI170	41	RU181208IG 8' IN-GE-R2U Shade	EA	\$ 3,230.00	3%	\$ 3,133.10

U.S. COMMUNITIES PRICE LIST 1805 SHADE STRUCTURES

Part No.	Part Group	Item Description	Unit	Commercial Price	USC Disc't	USC Net Price
QRI171	41	RU201008IG 8' IN-GE-R2U Shade	EA	\$ 3,257.00	3%	\$ 3,159.29
QRI172	41	RU201208IG 8' IN-GE-R2U Shade	EA	\$ 3,266.00	3%	\$ 3,168.02
QRI173	41	RU201408IG 8' IN-GE-R2U Shade	EA	\$ 3,338.00	3%	\$ 3,237.86
QRI174	41	RU241408IG 8' IN-GE-R2U Shade	EA	\$ 3,614.00	3%	\$ 3,505.58
QRI175	41	RU161210IG 10' IN-GE-R2U Shade	EA	\$ 3,017.00	3%	\$ 2,926.49
QRI176	41	RU181210IG 10' IN-GE-R2U Shade	EA	\$ 3,318.00	3%	\$ 3,218.46
QRI177	41	RU201010IG 10' IN-GE-R2U Shade	EA	\$ 3,354.00	3%	\$ 3,253.38
QRI178	41	RU201210IG 10' IN-GE-R2U Shade	EA	\$ 3,579.00	3%	\$ 3,471.63
QRI179	41	RU201410IG 10' IN-GE-R2U Shade	EA	\$ 3,655.00	3%	\$ 3,545.35
QRI180	41	RU241410IG 10' IN-GE-R2U Shade	EA	\$ 3,713.00	3%	\$ 3,601.61
QRI181	41	CU080808IG 8' IN-GE-CTU Shade	EA	\$ 2,541.00	3%	\$ 2,464.77
QRI182	41	CU101008IG 8' IN-GE-CTU Shade	EA	\$ 2,644.00	3%	\$ 2,564.68
QRI183	41	CU121208IG 8' IN-GE-CTU Shade	EA	\$ 2,836.00	3%	\$ 2,750.92
QRI184	41	CU141408IG 8' IN-GE-CTU Shade	EA	\$ 3,130.00	3%	\$ 3,036.10
QRI185	41	CU151508IG 8' IN-GE-CTU Shade	EA	\$ 3,270.00	3%	\$ 3,171.90
QRI186	41	CU161608IG 8' IN-GE-CTU Shade	EA	\$ 3,277.00	3%	\$ 3,178.69
QRI187	41	CU181808IG 8' IN-GE-CTU Shade	EA	\$ 3,742.00	3%	\$ 3,629.74
QRI188	41	CU202008IG 8' IN-GE-CTU Shade	EA	\$ 4,094.00	3%	\$ 3,971.18
QRI189	41	CU080810IG 10' IN-GE-CTU Shade	EA	\$ 2,564.00	3%	\$ 2,487.08
QRI190	41	CU101010IG 10' IN-GE-CTU Shade	EA	\$ 2,678.00	3%	\$ 2,597.66
QRI191	41	CU121210IG 10' IN-GE-CTU Shade	EA	\$ 2,880.00	3%	\$ 2,793.60
QRI192	41	CU141410IG 10' IN-GE-CTU Shade	EA	\$ 3,181.00	3%	\$ 3,085.57
QRI193	41	CU151510IG 10' IN-GE-CTU Shade	EA	\$ 3,318.00	3%	\$ 3,218.46
QRI194	41	CU161610IG 10' IN-GE-CTU Shade	EA	\$ 3,435.00	3%	\$ 3,331.95
QRI195	41	CU181810IG 10' IN-GE-CTU Shade	EA	\$ 3,823.00	3%	\$ 3,708.31
QRI196	41	CU202010IG 10' IN-GE-CTU Shade	EA	\$ 4,207.00	3%	\$ 4,080.79
QRI197	41	CU080812IG 12' IN-GE-CTU Shade	EA	\$ 2,666.00	3%	\$ 2,586.02
QRI198	41	CU101012IG 12' IN-GE-CTU Shade	EA	\$ 2,785.00	3%	\$ 2,701.45
QRI199	41	CU121212IG 12' IN-GE-CTU Shade	EA	\$ 3,032.00	3%	\$ 2,941.04
QRI200	41	CU141412IG 12' IN-GE-CTU Shade	EA	\$ 3,233.00	3%	\$ 3,136.01
QRI201	41	CU151512IG 12' IN-GE-CTU Shade	EA	\$ 3,495.00	3%	\$ 3,390.15
QRI202	41	CU161612IG 12' IN-GE-CTU Shade	EA	\$ 3,500.00	3%	\$ 3,395.00
QRI203	41	CU181812IG 12' IN-GE-CTU Shade	EA	\$ 3,903.00	3%	\$ 3,785.91
QRI204	41	CU202012IG 12' IN-GE-CTU Shade	EA	\$ 4,320.00	3%	\$ 4,190.40
QRI205	41	RC201809IG 9' IN-GE-CT Shade	EA	\$ 5,382.00	3%	\$ 5,220.54
QRI206	41	RC271809IG 9' IN-GE-CT Shade	EA	\$ 5,721.00	3%	\$ 5,549.37
QRI207	41	RC201810IG 10' IN-GE-CT Shade	EA	\$ 5,722.00	3%	\$ 5,550.34
QRI208	41	RC271810IG 10' IN-GE-CT Shade	EA	\$ 5,846.00	3%	\$ 5,670.62
QRI209	41	HCA161608IG 8' IN-GE-Hex Shade	EA	\$ 4,731.00	3%	\$ 4,589.07
QRI210	41	HCA181808IG 8' IN-GE-Hex Shade	EA	\$ 5,261.00	3%	\$ 5,103.17
QRI211	41	HCA161610IG 10' IN-GE-Hex Shade	EA	\$ 4,900.00	3%	\$ 4,753.00
QRI212	41	HCA181810IG 10' IN-GE-Hex Shade	EA	\$ 5,314.00	3%	\$ 5,154.58
QRI213	41	HCA181812IG 12' IN-GE-Hex Shade	EA	\$ 5,455.00	3%	\$ 5,291.35
QRI214	41	SCA131308IG 8' IN-GE-SU Shade	EA	\$ 3,853.00	3%	\$ 3,737.41

U.S. COMMUNITIES PRICE LIST 1805 SHADE STRUCTURES

Part No.	Part Group	Item Description	Unit	Commercial Price	USC Disc't	USC Net Price
QRI215	41	SCA161608IG 8' IN-GE-SU Shade	EA	\$ 4,880.00	3%	\$ 4,733.60
QRI216	41	SCA131310IG 10' IN-GE-SU Shade	EA	\$ 4,003.00	3%	\$ 3,882.91
QRI217	41	SD101008IG 8' IN-GE-Sq-H	EA	\$ 2,541.00	3%	\$ 2,464.77
QRI218	41	SD121208IG 8' IN-GE-Sq-H	EA	\$ 2,645.00	3%	\$ 2,565.65
QRI219	41	SD141408IG 8' IN-GE-Sq-H	EA	\$ 2,748.00	3%	\$ 2,665.56
QRI220	41	SD161608IG 8' IN-GE-Sq-H	EA	\$ 3,124.00	3%	\$ 3,030.28
QRI221	41	SD181808IG 8' IN-GE-Sq-H	EA	\$ 3,435.00	3%	\$ 3,331.95
QRI222	41	SD202008IG 8' IN-GE-Sq-H	EA	\$ 3,716.00	3%	\$ 3,604.52
QRI223	41	SD222208IG 8' IN-GE-Sq-H	EA	\$ 3,831.00	3%	\$ 3,716.07
QRI224	41	SD242408IG 8' IN-GE-Sq-H	EA	\$ 4,904.00	3%	\$ 4,756.88
QRI225	41	SD262608IG 8' IN-GE-Sq-H	EA	\$ 5,403.00	3%	\$ 5,240.91
QRI226	41	SD282808IG 8' IN-GE-Sq-H	EA	\$ 5,540.00	3%	\$ 5,373.80
QRI227	41	SD303008IG 8' IN-GE-Sq-H	EA	\$ 6,030.00	3%	\$ 5,849.10
QRI228	41	SD101010IG 10' IN-GE-Sq-H	EA	\$ 2,978.00	3%	\$ 2,888.66
QRI229	41	SD121210IG 10' IN-GE-Sq-H	EA	\$ 3,083.00	3%	\$ 2,990.51
QRI230	41	SD141410IG 10' IN-GE-Sq-H	EA	\$ 3,184.00	3%	\$ 3,088.48
QRI231	41	SD161610IG 10' IN-GE-Sq-H	EA	\$ 3,563.00	3%	\$ 3,456.11
QRI232	41	SD181810IG 10' IN-GE-Sq-H	EA	\$ 4,071.00	3%	\$ 3,948.87
QRI233	41	SD202010IG 10' IN-GE-Sq-H	EA	\$ 4,352.00	3%	\$ 4,221.44
QRI234	41	SD22210IG 10' IN-GE-Sq-H	EA	\$ 4,467.00	3%	\$ 4,332.99
QRI235	41	SD242410IG 10' IN-GE-Sq-H	EA	\$ 5,280.00	3%	\$ 5,121.60
QRI236	41	SD262610IG 10' IN-GE-Sq-H	EA	\$ 5,780.00	3%	\$ 5,606.60
QRI237	41	SD282810IG 10' IN-GE-Sq-H	EA	\$ 5,918.00	3%	\$ 5,740.46
QRI238	41	SD303010IG 10' IN-GE-Sq-H	EA	\$ 6,794.00	3%	\$ 6,590.18
QRI239	41	RD101208IG 8' IN-GE-Rc-H	EA	\$ 2,607.00	3%	\$ 2,528.79
QRI240	41	RD101508IG 8' IN-GE-Rc-H	EA	\$ 2,699.00	3%	\$ 2,618.03
QRI241	41	RD101808IG 8' IN-GE-Rc-H	EA	\$ 2,734.00	3%	\$ 2,651.98
QRI242	41	RD102008IG 8' IN-GE-Rc-H	EA	\$ 3,069.00	3%	\$ 2,976.93
QRI243	41	RD131508IG 8' IN-GE-Rc-H	EA	\$ 2,757.00	3%	\$ 2,674.29
QRI244	41	RD132008IG 8' IN-GE-Rc-H	EA	\$ 3,192.00	3%	\$ 3,096.24
QRI245	41	RD152208IG 8' IN-GE-Rc-H	EA	\$ 3,548.00	3%	\$ 3,441.56
QRI246	41	RD152508IG 8' IN-GE-Rc-H	EA	\$ 3,593.00	3%	\$ 3,485.21
QRI247	41	RD182008IG 8' IN-GE-Rc-H	EA	\$ 3,497.00	3%	\$ 3,392.09
QRI248	41	RD182408IG 8' IN-GE-Rc-H	EA	\$ 3,782.00	3%	\$ 3,668.54
QRI249	41	RD182808IG 8' IN-GE-Rc-H	EA	\$ 4,074.00	3%	\$ 3,951.78
QRI250	41	RD183208IG 8' IN-GE-Rc-H	EA	\$ 5,024.00	3%	\$ 4,873.28
QRI251	41	RD183608IG 8' IN-GE-Rc-H	EA	\$ 5,239.00	3%	\$ 5,081.83
QRI252	41	RD202408IG 8' IN-GE-Rc-H	EA	\$ 3,950.00	3%	\$ 3,831.50
QRI253	41	RD202608IG 8' IN-GE-Rc-H	EA	\$ 4,018.00	3%	\$ 3,897.46
QRI254	41	RD203008IG 8' IN-GE-Rc-H	EA	\$ 4,903.00	3%	\$ 4,755.91
QRI255	41	RD203408IG 8' IN-GE-Rc-H	EA	\$ 5,412.00	3%	\$ 5,249.64
QRI256	41	RD203808IG 8' IN-GE-Rc-H	EA	\$ 5,563.00	3%	\$ 5,396.11
QRI257	41	RD242608IG 8' IN-GE-Rc-H	EA	\$ 4,985.00	3%	\$ 4,835.45
QRI258	41	RD243008IG 8' IN-GE-Rc-H	EA	\$ 5,241.00	3%	\$ 5,083.77

U.S. COMMUNITIES PRICE LIST 1805 SHADE STRUCTURES

Part No.	Part Group	Item Description	Unit	Commercial Price	USC Disct	USC Net Price
QRI259	41	RD243408IG 8' IN-GE-Rc-H	EA	\$ 5,486.00	3%	\$ 5,321.42
QRI260	41	RD243808IG 8' IN-GE-Rc-H	EA	\$ 6,063.00	3%	\$ 5,881.11
QRI261	41	RD244008IG 8' IN-GE-Rc-H	EA	\$ 6,296.00	3%	\$ 6,107.12
QRI262	41	RD283008IG 8' IN-GE-Rc-H	EA	\$ 5,710.00	3%	\$ 5,538.70
QRI263	41	RD283408IG 8' IN-GE-Rc-H	EA	\$ 6,393.00	3%	\$ 6,201.21
QRI264	41	RD283808IG 8' IN-GE-Rc-H	EA	\$ 6,991.00	3%	\$ 6,781.27
QRI265	41	RD101210IG 10' IN-GE-Rc-H	EA	\$ 3,046.00	3%	\$ 2,954.62
QRI266	41	RD101510IG 10' IN-GE-Rc-H	EA	\$ 3,135.00	3%	\$ 3,040.95
QRI267	41	RD101810IG 10' IN-GE-Rc-H	EA	\$ 3,171.00	3%	\$ 3,075.87
QRI268	41	RD102010IG 10' IN-GE-Rc-H	EA	\$ 3,505.00	3%	\$ 3,399.85
QRI269	41	RD131510IG 10' IN-GE-Rc-H	EA	\$ 3,196.00	3%	\$ 3,100.12
QRI270	41	RD132010IG 10' IN-GE-Rc-H	EA	\$ 3,626.00	3%	\$ 3,517.22
QRI271	41	RD152210IG 10' IN-GE-Rc-H	EA	\$ 4,184.00	3%	\$ 4,058.48
QRI272	41	RD152510IG 10' IN-GE-Rc-H	EA	\$ 4,229.00	3%	\$ 4,102.13
QRI273	41	RD182010IG 10' IN-GE-Rc-H	EA	\$ 4,134.00	3%	\$ 4,009.98
QRI274	41	RD182410IG 10' IN-GE-Rc-H	EA	\$ 4,322.00	3%	\$ 4,192.34
QRI275	41	RD182810IG 10' IN-GE-Rc-H	EA	\$ 4,711.00	3%	\$ 4,569.67
QRI276	41	RD183210IG 10' IN-GE-Rc-H	EA	\$ 5,403.00	3%	\$ 5,240.91
QRI277	41	RD183610IG 10' IN-GE-Rc-H	EA	\$ 5,873.00	3%	\$ 5,696.81
QRI278	41	RD202410IG 10' IN-GE-Rc-H	EA	\$ 4,506.00	3%	\$ 4,370.82
QRI279	41	RD202610IG 10' IN-GE-Rc-H	EA	\$ 4,576.00	3%	\$ 4,438.72
QRI280	41	RD203010IG 10' IN-GE-Rc-H	EA	\$ 5,333.00	3%	\$ 5,173.01
QRI281	41	RD203410IG 10' IN-GE-Rc-H	EA	\$ 5,788.00	3%	\$ 5,614.36
QRI282	41	RD203810IG 10' IN-GE-Rc-H	EA	\$ 6,186.00	3%	\$ 6,000.42
QRI283	41	RD242610IG 10' IN-GE-Rc-H	EA	\$ 5,409.00	3%	\$ 5,246.73
QRI284	41	RD243010IG 10' IN-GE-Rc-H	EA	\$ 5,618.00	3%	\$ 5,449.46
QRI285	41	RD243410IG 10' IN-GE-Rc-H	EA	\$ 6,253.00	3%	\$ 6,065.41
QRI286	41	RD243810IG 10' IN-GE-Rc-H	EA	\$ 6,826.00	3%	\$ 6,621.22
QRI287	41	RD244010IG 10' IN-GE-Rc-H	EA	\$ 7,585.00	3%	\$ 7,357.45
QRI288	41	RD283010IG 10' IN-GE-Rc-H	EA	\$ 6,476.00	3%	\$ 6,281.72
QRI289	41	RD283410IG 10' IN-GE-Rc-H	EA	\$ 7,158.00	3%	\$ 6,943.26
QRI290	41	RD283810IG 10' IN-GE-Rc-H	EA	\$ 7,632.00	3%	\$ 7,403.04
QRI291	41	SU101008IG 8' IN-GE-SU-H	EA	\$ 2,303.00	3%	\$ 2,233.91
QRI292	41	SU121208IG 8' IN-GE-SU-H	EA	\$ 2,498.00	3%	\$ 2,423.06
QRI293	41	SU141408IG 8' IN-GE-SU-H	EA	\$ 2,913.00	3%	\$ 2,825.61
QRI294	41	SU161608IG 8' IN-GE-SU-H	EA	\$ 3,333.00	3%	\$ 3,233.01
QRI295	41	SU181808IG 8' IN-GE-SU-H	EA	\$ 3,868.00	3%	\$ 3,751.96
QRI296	41	SU202008IG 8' IN-GE-SU-H	EA	\$ 4,237.00	3%	\$ 4,109.89
QRI297	41	SU222208IG 8' IN-GE-SU-H	EA	\$ 5,384.00	3%	\$ 5,222.48
QRI298	41	SU242408IG 8' IN-GE-SU-H	EA	\$ 6,288.00	3%	\$ 6,099.36
QRI299	41	SU101010IG 10' IN-GE-SU-H	EA	\$ 2,412.00	3%	\$ 2,339.64
QRI300	41	SU121210IG 10' IN-GE-SU-H	EA	\$ 2,617.00	3%	\$ 2,538.49
QRI301	41	SU141410IG 10' IN-GE-SU-H	EA	\$ 2,962.00	3%	\$ 2,873.14
QRI302	41	SU161610IG 10' IN-GE-SU-H	EA	\$ 3,400.00	3%	\$ 3,298.00

U.S. COMMUNITIES PRICE LIST 1805 SHADE STRUCTURES

Part No.	Part Group	Item Description	Unit	Commercial Price	USC Disct	USC Net Price
QRI303	41	SU181810IG 10' IN-GE-SU-H	EA	\$ 3,931.00	3%	\$ 3,813.07
QRI304	41	SU202010IG 10' IN-GE-SU-H	EA	\$ 4,255.00	3%	\$ 4,127.35
QRI305	41	SU222210IG 10' IN-GE-SU-H	EA	\$ 5,478.00	3%	\$ 5,313.66
QRI306	41	SU242410IG 10' IN-GE-SU-H	EA	\$ 6,813.00	3%	\$ 6,608.61
QRI307	41	HD202008IG 8' IN-GE-Hx-H	EA	\$ 4,698.00	3%	\$ 4,557.06
QRI308	41	HD242408IG 8' IN-GE-Hx-H	EA	\$ 5,958.00	3%	\$ 5,779.26
QRI309	41	HD262608IG 8' IN-GE-Hx-H	EA	\$ 6,188.00	3%	\$ 6,002.36
QRI310	41	HD282808IG 8' IN-GE-Hx-H	EA	\$ 6,919.00	3%	\$ 6,711.43
QRI311	41	HD303008IG 8' IN-GE-Hx-H	EA	\$ 7,342.00	3%	\$ 7,121.74
QRI312	41	HD343408IG 8' IN-GE-Hx-H	EA	\$ 7,906.00	3%	\$ 7,668.82
QRI313	41	HD383808IG 8' IN-GE-Hx-H	EA	\$ 9,504.00	3%	\$ 9,218.88
QRI314	41	HD404008IG 8' IN-GE-Hx-H	EA	\$ 10,138.00	3%	\$ 9,833.86
QRI315	41	HD202010IG 10' IN-GE-Hx-H	EA	\$ 5,377.00	3%	\$ 5,215.69
QRI316	41	HD242410IG 10' IN-GE-Hx-H	EA	\$ 6,913.00	3%	\$ 6,705.61
QRI317	41	HD262610IG 10' IN-GE-Hx-H	EA	\$ 7,140.00	3%	\$ 6,925.80
QRI318	41	HD282810IG 10' IN-GE-Hx-H	EA	\$ 7,402.00	3%	\$ 7,179.94
QRI319	41	HD303010IG 10' IN-GE-Hx-H	EA	\$ 7,824.00	3%	\$ 7,589.28
QRI320	41	HD343410IG 10' IN-GE-Hx-H	EA	\$ 9,141.00	3%	\$ 8,866.77
QRI321	41	HD383810IG 10' IN-GE-Hx-H	EA	\$ 10,010.00	3%	\$ 9,709.70
QRI322	41	HD404010IG 10' IN-GE-Hx-H	EA	\$ 10,645.00	3%	\$ 10,325.65
QRI323	41	HU101008IG 8' IN-GE-H1UH	EA	\$ 2,728.00	3%	\$ 2,646.16
QRI324	41	HU121208IG 8' IN-GE-H1UH	EA	\$ 2,792.00	3%	\$ 2,708.24
QRI325	41	HU141408IG 8' IN-GE-H1UH	EA	\$ 3,854.00	3%	\$ 3,738.38
QRI326	41	HU161608IG 8' IN-GE-H1UH	EA	\$ 4,029.00	3%	\$ 3,908.13
QRI327	41	HU181808IG 8' IN-GE-H1UH	EA	\$ 4,292.00	3%	\$ 4,163.24
QRI328	41	HU202008IG 8' IN-GE-H1UH	EA	\$ 4,789.00	3%	\$ 4,645.33
QRI329	41	HU222208IG 8' IN-GE-H1UH	EA	\$ 5,063.00	3%	\$ 4,911.11
QRI330	41	HU242408IG 8' IN-GE-H1UH	EA	\$ 6,121.00	3%	\$ 5,937.37
QRI331	41	HU252508IG 8' IN-GE-H1UH	EA	\$ 6,709.00	3%	\$ 6,507.73
QRI332	41	HU272708IG 8' IN-GE-H1UH	EA	\$ 7,541.00	3%	\$ 7,314.77
QRI333	41	HU101010IG 10' IN-GE-H1UH	EA	\$ 2,820.00	3%	\$ 2,735.40
QRI334	41	HU121210IG 10' IN-GE-H1UH	EA	\$ 2,825.00	3%	\$ 2,740.25
QRI335	41	HU141410IG 10' IN-GE-H1UH	EA	\$ 3,892.00	3%	\$ 3,775.24
QRI336	41	HU161610IG 10' IN-GE-H1UH	EA	\$ 4,042.00	3%	\$ 3,920.74
QRI337	41	HU181810IG 10' IN-GE-H1UH	EA	\$ 4,455.00	3%	\$ 4,321.35
QRI338	41	HU202010IG 10' IN-GE-H1UH	EA	\$ 4,918.00	3%	\$ 4,770.46
QRI339	41	HU222210IG 10' IN-GE-H1UH	EA	\$ 5,426.00	3%	\$ 5,263.22
QRI340	41	HU242410IG 10' IN-GE-H1UH	EA	\$ 6,217.00	3%	\$ 6,030.49
QRI341	41	HU252510IG 10' IN-GE-H1UH	EA	\$ 7,199.00	3%	\$ 6,983.03
QRI342	41	HU272710IG 10' IN-GE-H1UH	EA	\$ 8,784.00	3%	\$ 8,520.48
QRI343	41	RU161208IG 8' IN-GE-R2UH	EA	\$ 3,343.00	3%	\$ 3,242.71
QRI344	41	RU181208IG 8' IN-GE-R2UH	EA	\$ 3,456.00	3%	\$ 3,352.32
QRI345	41	RU201008IG 8' IN-GE-R2UH	EA	\$ 3,485.00	3%	\$ 3,380.45
QRI346	41	RU201208IG 8' IN-GE-R2UH	EA	\$ 3,495.00	3%	\$ 3,390.15

U.S. COMMUNITIES PRICE LIST 1805 SHADE STRUCTURES

Part No.	Part Group	Item Description	Unit	Commercial Price	USC Disc't	USC Net Price
QRI347	41	RU201408IG 8' IN-GE-R2UH	EA	\$ 3,657.00	3%	\$ 3,547.29
QRI348	41	RU241408IG 8' IN-GE-R2UH	EA	\$ 3,953.00	3%	\$ 3,834.41
QRI349	41	CU080808IG 8' IN-GE-CTUH	EA	\$ 2,719.00	3%	\$ 2,637.43
QRI350	41	CU101008IG 8' IN-GE-CTUH	EA	\$ 2,867.00	3%	\$ 2,780.99
QRI351	41	CU121208IG 8' IN-GE-CTUH	EA	\$ 3,346.00	3%	\$ 3,245.62
QRI352	41	CU141408IG 8' IN-GE-CTUH	EA	\$ 3,911.00	3%	\$ 3,793.67
QRI353	41	CU151508IG 8' IN-GE-CTUH	EA	\$ 3,985.00	3%	\$ 3,865.45
QRI354	41	CU161608IG 8' IN-GE-CTUH	EA	\$ 4,341.00	3%	\$ 4,210.77
QRI355	41	CU181808IG 8' IN-GE-CTUH	EA	\$ 4,594.00	3%	\$ 4,456.18
QRI356	41	CU202008IG 8' IN-GE-CTUH	EA	\$ 5,400.00	3%	\$ 5,238.00
QRI357	41	CU080810IG 10' IN-GE-CTUH	EA	\$ 2,743.00	3%	\$ 2,660.71
QRI358	41	CU101010IG 10' IN-GE-CTUH	EA	\$ 2,952.00	3%	\$ 2,863.44
QRI359	41	CU121210IG 10' IN-GE-CTUH	EA	\$ 3,483.00	3%	\$ 3,378.51
QRI360	41	CU141410IG 10' IN-GE-CTUH	EA	\$ 4,008.00	3%	\$ 3,887.76
QRI361	41	CU151510IG 10' IN-GE-CTUH	EA	\$ 4,071.00	3%	\$ 3,948.87
QRI362	41	CU161610IG 10' IN-GE-CTUH	EA	\$ 4,428.00	3%	\$ 4,295.16
QRI363	41	CU181810IG 10' IN-GE-CTUH	EA	\$ 4,843.00	3%	\$ 4,697.71
QRI364	41	CU202010IG 10' IN-GE-CTUH	EA	\$ 5,523.00	3%	\$ 5,357.31
QRI365	41	RC201809IG 9' IN-GE-CT-H	EA	\$ 5,760.00	3%	\$ 5,587.20
QRI366	41	RC271809IG 9' IN-GE-CT-H	EA	\$ 6,752.00	3%	\$ 6,549.44
QRI367	41	RC201810IG 10' IN-GE-CT-H	EA	\$ 6,124.00	3%	\$ 5,940.28
QRI368	41	RC271810IG 10' IN-GE-CT-H	EA	\$ 6,881.00	3%	\$ 6,674.57
QRI369	41	RU161210IG 10' IN-GE-R2UH	EA	\$ 3,396.00	3%	\$ 3,294.12
QRI370	41	RU181210IG 10' IN-GE-R2UH	EA	\$ 3,550.00	3%	\$ 3,443.50
QRI371	41	RU201010IG 10' IN-GE-R2UH	EA	\$ 3,590.00	3%	\$ 3,482.30
QRI372	41	RU201210IG 10' IN-GE-R2UH	EA	\$ 3,830.00	3%	\$ 3,715.10
QRI373	41	RU201410IG 10' IN-GE-R2UH	EA	\$ 3,911.00	3%	\$ 3,793.67
QRI374	41	RU241410IG 10' IN-GE-R2UH	EA	\$ 4,681.00	3%	\$ 4,540.57
QRI375	41	HCA161608IG 8' IN-GE-HxH	EA	\$ 5,063.00	3%	\$ 4,911.11
QRI376	41	HCA181808IG 8' IN-GE-HxH	EA	\$ 5,243.00	3%	\$ 5,085.71
QRI377	41	HCA161610IG 10' IN-GE-HxH	EA	\$ 5,686.00	3%	\$ 5,515.42
QRI378	41	HCA181810IG 10' IN-GE-HxH	EA	\$ 4,123.00	3%	\$ 3,999.31
QRI379	41	HCA181812IG 12' IN-GE-HxH	EA	\$ 4,284.00	3%	\$ 4,155.48
QRI380	41	SCA131308IG 8' IN-GE-SUH	EA	\$ 5,063.00	3%	\$ 4,911.11
QRI381	41	SCA161608IG 8' IN-GE-SUH	EA	\$ 5,686.00	3%	\$ 5,515.42
QRI382	41	SCA131310IG 10' IN-GE-SUH	EA	\$ 5,222.00	3%	\$ 5,065.34
QRM001	41	SD101008SG 8' SM-GE-Sq Shade	EA	\$ 2,732.00	3%	\$ 2,650.04
QRM002	41	SD121208SG 8' SM-GE-Sq Shade	EA	\$ 2,830.00	3%	\$ 2,745.10
QRM003	41	SD141408SG 8' SM-GE-Sq Shade	EA	\$ 2,932.00	3%	\$ 2,844.04
QRM004	41	SD161608SG 8' SM-GE-Sq Shade	EA	\$ 3,294.00	3%	\$ 3,195.18
QRM005	41	SD181808SG 8' SM-GE-Sq Shade	EA	\$ 3,464.00	3%	\$ 3,360.08
QRM006	41	SD202008SG 8' SM-GE-Sq Shade	EA	\$ 3,734.00	3%	\$ 3,621.98
QRM007	41	SD222208SG 8' SM-GE-Sq Shade	EA	\$ 3,848.00	3%	\$ 3,732.56
QRM008	41	SD242408SG 8' SM-GE-Sq Shade	EA	\$ 4,878.00	3%	\$ 4,731.66

U.S. COMMUNITIES PRICE LIST 1805 SHADE STRUCTURES

Part No.	Part Group	Item Description	Unit	Commercial Price	USC Disc't	USC Net Price
QRM009	41	SD262608SG 8' SM-GE-Sq Shade	EA	\$ 5,358.00	3%	\$ 5,197.26
QRM010	41	SD282808SG 8' SM-GE-Sq Shade	EA	\$ 5,491.00	3%	\$ 5,326.27
QRM011	41	SD303008SG 8' SM-GE-Sq Shade	EA	\$ 5,941.00	3%	\$ 5,762.77
QRM012	41	SD101010SG 10' SM-GE-Sq Shade	EA	\$ 3,024.00	3%	\$ 2,933.28
QRM013	41	SD121210SG 10' SM-GE-Sq Shade	EA	\$ 3,125.00	3%	\$ 3,031.25
QRM014	41	SD141410SG 10' SM-GE-Sq Shade	EA	\$ 3,225.00	3%	\$ 3,128.25
QRM015	41	SD161610SG 10' SM-GE-Sq Shade	EA	\$ 3,588.00	3%	\$ 3,480.36
QRM016	41	SD181810SG 10' SM-GE-Sq Shade	EA	\$ 4,077.00	3%	\$ 3,954.69
QRM017	41	SD202010SG 10' SM-GE-Sq Shade	EA	\$ 4,347.00	3%	\$ 4,216.59
QRM018	41	SD22210SG 10' SM-GE-Sq Shade	EA	\$ 4,458.00	3%	\$ 4,324.26
QRM019	41	SD242410SG 10' SM-GE-Sq Shade	EA	\$ 5,219.00	3%	\$ 5,062.43
QRM020	41	SD262610SG 10' SM-GE-Sq Shade	EA	\$ 5,700.00	3%	\$ 5,529.00
QRM021	41	SD282810SG 10' SM-GE-Sq Shade	EA	\$ 5,833.00	3%	\$ 5,658.01
QRM022	41	SD303010SG 10' SM-GE-Sq Shade	EA	\$ 6,867.00	3%	\$ 6,660.99
QRM023	41	SD161612SG 12' SM-GE-Sq Shade	EA	\$ 3,746.00	3%	\$ 3,633.62
QRM024	41	SD181812SG 12' SM-GE-Sq Shade	EA	\$ 4,290.00	3%	\$ 4,161.30
QRM025	41	SD202012SG 12' SM-GE-Sq Shade	EA	\$ 4,559.00	3%	\$ 4,422.23
QRM026	41	SD222212SG 12' SM-GE-Sq Shade	EA	\$ 4,672.00	3%	\$ 4,531.84
QRM027	41	SD242412SG 12' SM-GE-Sq Shade	EA	\$ 6,162.00	3%	\$ 5,977.14
QRM028	41	SD262612SG 12' SM-GE-Sq Shade	EA	\$ 6,644.00	3%	\$ 6,444.68
QRM029	41	SD282812SG 12' SM-GE-Sq Shade	EA	\$ 6,776.00	3%	\$ 6,572.72
QRM030	41	SD303012SG 12' SM-GE-Sq Shade	EA	\$ 8,722.00	3%	\$ 8,460.34
QRM031	41	RD101208SG 8' SM-GE-Rec Shade	EA	\$ 2,795.00	3%	\$ 2,711.15
QRM032	41	RD101508SG 8' SM-GE-Rec Shade	EA	\$ 2,883.00	3%	\$ 2,796.51
QRM033	41	RD101808SG 8' SM-GE-Rec Shade	EA	\$ 2,916.00	3%	\$ 2,828.52
QRM034	41	RD102008SG 8' SM-GE-Rec Shade	EA	\$ 3,240.00	3%	\$ 3,142.80
QRM035	41	RD131508SG 8' SM-GE-Rec Shade	EA	\$ 2,939.00	3%	\$ 2,850.83
QRM036	41	RD132008SG 8' SM-GE-Rec Shade	EA	\$ 3,355.00	3%	\$ 3,254.35
QRM037	41	RD152208SG 8' SM-GE-Rec Shade	EA	\$ 3,574.00	3%	\$ 3,466.78
QRM038	41	RD152508SG 8' SM-GE-Rec Shade	EA	\$ 3,617.00	3%	\$ 3,508.49
QRM039	41	RD182008SG 8' SM-GE-Rec Shade	EA	\$ 3,524.00	3%	\$ 3,418.28
QRM040	41	RD182408SG 8' SM-GE-Rec Shade	EA	\$ 3,707.00	3%	\$ 3,595.79
QRM041	41	RD182808SG 8' SM-GE-Rec Shade	EA	\$ 4,079.00	3%	\$ 3,956.63
QRM042	41	RD183208SG 8' SM-GE-Rec Shade	EA	\$ 4,995.00	3%	\$ 4,845.15
QRM043	41	RD183608SG 8' SM-GE-Rec Shade	EA	\$ 5,202.00	3%	\$ 5,045.94
QRM044	41	RD202408SG 8' SM-GE-Rec Shade	EA	\$ 3,883.00	3%	\$ 3,766.51
QRM045	41	RD202608SG 8' SM-GE-Rec Shade	EA	\$ 3,952.00	3%	\$ 3,833.44
QRM046	41	RD203008SG 8' SM-GE-Rec Shade	EA	\$ 4,877.00	3%	\$ 4,730.69
QRM047	41	RD203408SG 8' SM-GE-Rec Shade	EA	\$ 5,369.00	3%	\$ 5,207.93
QRM048	41	RD203808SG 8' SM-GE-Rec Shade	EA	\$ 5,514.00	3%	\$ 5,348.58
QRM049	41	RD242608SG 8' SM-GE-Rec Shade	EA	\$ 4,955.00	3%	\$ 4,806.35
QRM050	41	RD243008SG 8' SM-GE-Rec Shade	EA	\$ 5,203.00	3%	\$ 5,046.91
QRM051	41	RD243408SG 8' SM-GE-Rec Shade	EA	\$ 5,419.00	3%	\$ 5,256.43
QRM052	41	RD243808SG 8' SM-GE-Rec Shade	EA	\$ 5,971.00	3%	\$ 5,791.87

U.S. COMMUNITIES PRICE LIST 1805 SHADE STRUCTURES

Part No.	Part Group	Item Description	Unit	Commercial Price	USC Disc't	USC Net Price
QRM053	41	RD244008SG 8' SM-GE-Rec Shade	EA	\$ 6,053.00	3%	\$ 5,871.41
QRM054	41	RD283008SG 8' SM-GE-Rec Shade	EA	\$ 5,634.00	3%	\$ 5,464.98
QRM055	41	RD283408SG 8' SM-GE-Rec Shade	EA	\$ 6,280.00	3%	\$ 6,091.60
QRM056	41	RD283808SG 8' SM-GE-Rec Shade	EA	\$ 7,046.00	3%	\$ 6,834.62
QRM057	41	RD101210SG 10' SM-GE-Rec Shade	EA	\$ 3,090.00	3%	\$ 2,997.30
QRM058	41	RD101510SG 10' SM-GE-Rec Shade	EA	\$ 3,176.00	3%	\$ 3,080.72
QRM059	41	RD101810SG 10' SM-GE-Rec Shade	EA	\$ 3,210.00	3%	\$ 3,113.70
QRM060	41	RD102010SG 10' SM-GE-Rec Shade	EA	\$ 3,533.00	3%	\$ 3,427.01
QRM061	41	RD131510SG 10' SM-GE-Rec Shade	EA	\$ 3,233.00	3%	\$ 3,136.01
QRM062	41	RD132010SG 10' SM-GE-Rec Shade	EA	\$ 3,651.00	3%	\$ 3,541.47
QRM063	41	RD152210SG 10' SM-GE-Rec Shade	EA	\$ 4,185.00	3%	\$ 4,059.45
QRM064	41	RD152510SG 10' SM-GE-Rec Shade	EA	\$ 4,229.00	3%	\$ 4,102.13
QRM065	41	RD182010SG 10' SM-GE-Rec Shade	EA	\$ 4,137.00	3%	\$ 4,012.89
QRM066	41	RD182410SG 10' SM-GE-Rec Shade	EA	\$ 4,319.00	3%	\$ 4,189.43
QRM067	41	RD182810SG 10' SM-GE-Rec Shade	EA	\$ 4,692.00	3%	\$ 4,551.24
QRM068	41	RD183210SG 10' SM-GE-Rec Shade	EA	\$ 5,337.00	3%	\$ 5,176.89
QRM069	41	RD183610SG 10' SM-GE-Rec Shade	EA	\$ 5,542.00	3%	\$ 5,375.74
QRM070	41	RD202410SG 10' SM-GE-Rec Shade	EA	\$ 4,496.00	3%	\$ 4,361.12
QRM071	41	RD202610SG 10' SM-GE-Rec Shade	EA	\$ 4,564.00	3%	\$ 4,427.08
QRM072	41	RD203010SG 10' SM-GE-Rec Shade	EA	\$ 5,218.00	3%	\$ 5,061.46
QRM073	41	RD203410SG 10' SM-GE-Rec Shade	EA	\$ 5,709.00	3%	\$ 5,537.73
QRM074	41	RD203810SG 10' SM-GE-Rec Shade	EA	\$ 5,857.00	3%	\$ 5,681.29
QRM075	41	RD242610SG 10' SM-GE-Rec Shade	EA	\$ 5,297.00	3%	\$ 5,138.09
QRM076	41	RD243010SG 10' SM-GE-Rec Shade	EA	\$ 5,545.00	3%	\$ 5,378.65
QRM077	41	RD243410SG 10' SM-GE-Rec Shade	EA	\$ 6,347.00	3%	\$ 6,156.59
QRM078	41	RD243810SG 10' SM-GE-Rec Shade	EA	\$ 6,898.00	3%	\$ 6,691.06
QRM079	41	RD244010SG 10' SM-GE-Rec Shade	EA	\$ 6,897.00	3%	\$ 6,690.09
QRM080	41	RD283010SG 10' SM-GE-Rec Shade	EA	\$ 6,561.00	3%	\$ 6,364.17
QRM081	41	RD283410SG 10' SM-GE-Rec Shade	EA	\$ 7,207.00	3%	\$ 6,990.79
QRM082	41	RD283810SG 10' SM-GE-Rec Shade	EA	\$ 7,371.00	3%	\$ 7,149.87
QRM083	41	RD101212SG 12' SM-GE-Rec Shade	EA	\$ 3,248.00	3%	\$ 3,150.56
QRM084	41	RD101512SG 12' SM-GE-Rec Shade	EA	\$ 3,336.00	3%	\$ 3,235.92
QRM085	41	RD101812SG 12' SM-GE-Rec Shade	EA	\$ 3,370.00	3%	\$ 3,268.90
QRM086	41	RD102012SG 12' SM-GE-Rec Shade	EA	\$ 3,691.00	3%	\$ 3,580.27
QRM087	41	RD131512SG 12' SM-GE-Rec Shade	EA	\$ 3,394.00	3%	\$ 3,292.18
QRM088	41	RD132012SG 12' SM-GE-Rec Shade	EA	\$ 3,809.00	3%	\$ 3,694.73
QRM089	41	RD152212SG 12' SM-GE-Rec Shade	EA	\$ 4,399.00	3%	\$ 4,267.03
QRM090	41	RD152512SG 12' SM-GE-Rec Shade	EA	\$ 4,441.00	3%	\$ 4,307.77
QRM091	41	RD182012SG 12' SM-GE-Rec Shade	EA	\$ 4,350.00	3%	\$ 4,219.50
QRM092	41	RD182412SG 12' SM-GE-Rec Shade	EA	\$ 4,533.00	3%	\$ 4,397.01
QRM093	41	RD182812SG 12' SM-GE-Rec Shade	EA	\$ 4,905.00	3%	\$ 4,757.85
QRM094	41	RD183212SG 12' SM-GE-Rec Shade	EA	\$ 6,282.00	3%	\$ 6,093.54
QRM095	41	RD183612SG 12' SM-GE-Rec Shade	EA	\$ 6,487.00	3%	\$ 6,292.39
QRM096	41	RD202412SG 12' SM-GE-Rec Shade	EA	\$ 4,716.00	3%	\$ 4,574.52

U.S. COMMUNITIES PRICE LIST 1805 SHADE STRUCTURES

Part No.	Part Group	Item Description	Unit	Commercial Price	USC Disc't	USC Net Price
QRM097	41	RD202612SG 12' SM-GE-Rec Shade	EA	\$ 4,777.00	3%	\$ 4,633.69
QRM098	41	RD203012SG 12' SM-GE-Rec Shade	EA	\$ 6,160.00	3%	\$ 5,975.20
QRM099	41	RD203412SG 12' SM-GE-Rec Shade	EA	\$ 6,653.00	3%	\$ 6,453.41
QRM100	41	RD203812SG 12' SM-GE-Rec Shade	EA	\$ 6,799.00	3%	\$ 6,595.03
QRM101	41	RD242612SG 12' SM-GE-Rec Shade	EA	\$ 6,242.00	3%	\$ 6,054.74
QRM102	41	RD243012SG 12' SM-GE-Rec Shade	EA	\$ 6,489.00	3%	\$ 6,294.33
QRM103	41	RD243412SG 12' SM-GE-Rec Shade	EA	\$ 8,201.00	3%	\$ 7,954.97
QRM104	41	RD243812SG 12' SM-GE-Rec Shade	EA	\$ 8,753.00	3%	\$ 8,490.41
QRM105	41	RD244012SG 12' SM-GE-Rec Shade	EA	\$ 8,736.00	3%	\$ 8,473.92
QRM106	41	RD283012SG 12' SM-GE-Rec Shade	EA	\$ 8,418.00	3%	\$ 8,165.46
QRM107	41	RD283412SG 12' SM-GE-Rec Shade	EA	\$ 9,061.00	3%	\$ 8,789.17
QRM108	41	RD283812SG 12' SM-GE-Rec Shade	EA	\$ 9,226.00	3%	\$ 8,949.22
QRM109	41	SU101008SG 8' SM-GE-SU Shade	EA	\$ 2,256.00	3%	\$ 2,188.32
QRM110	41	SU121208SG 8' SM-GE-SU Shade	EA	\$ 2,444.00	3%	\$ 2,370.68
QRM111	41	SU141408SG 8' SM-GE-SU Shade	EA	\$ 2,749.00	3%	\$ 2,666.53
QRM112	41	SU161608SG 8' SM-GE-SU Shade	EA	\$ 3,243.00	3%	\$ 3,145.71
QRM113	41	SU181808SG 8' SM-GE-SU Shade	EA	\$ 3,490.00	3%	\$ 3,385.30
QRM114	41	SU202008SG 8' SM-GE-SU Shade	EA	\$ 4,115.00	3%	\$ 3,991.55
QRM115	41	SU222208SG 8' SM-GE-SU Shade	EA	\$ 5,188.00	3%	\$ 5,032.36
QRM116	41	SU242408SG 8' SM-GE-SU Shade	EA	\$ 6,261.00	3%	\$ 6,073.17
QRM117	41	SU101010SG 10' SM-GE-SU Shade	EA	\$ 2,361.00	3%	\$ 2,290.17
QRM118	41	SU121210SG 10' SM-GE-SU Shade	EA	\$ 2,464.00	3%	\$ 2,390.08
QRM119	41	SU141410SG 10' SM-GE-SU Shade	EA	\$ 2,794.00	3%	\$ 2,710.18
QRM120	41	SU161610SG 10' SM-GE-SU Shade	EA	\$ 3,305.00	3%	\$ 3,205.85
QRM121	41	SU181810SG 10' SM-GE-SU Shade	EA	\$ 3,554.00	3%	\$ 3,447.38
QRM122	41	SU202010SG 10' SM-GE-SU Shade	EA	\$ 4,177.00	3%	\$ 4,051.69
QRM123	41	SU222210SG 10' SM-GE-SU Shade	EA	\$ 5,309.00	3%	\$ 5,149.73
QRM124	41	SU242410SG 10' SM-GE-SU Shade	EA	\$ 6,358.00	3%	\$ 6,167.26
QRM125	41	HD202008SG 8' SM-GE-Hex Shade	EA	\$ 4,950.00	3%	\$ 4,801.50
QRM126	41	HD242408SG 8' SM-GE-Hex Shade	EA	\$ 5,974.00	3%	\$ 5,794.78
QRM127	41	HD262608SG 8' SM-GE-Hex Shade	EA	\$ 6,194.00	3%	\$ 6,008.18
QRM128	41	HD282808SG 8' SM-GE-Hex Shade	EA	\$ 6,897.00	3%	\$ 6,690.09
QRM129	41	HD303008SG 8' SM-GE-Hex Shade	EA	\$ 7,303.00	3%	\$ 7,083.91
QRM130	41	HD343408SG 8' SM-GE-Hex Shade	EA	\$ 7,847.00	3%	\$ 7,611.59
QRM131	41	HD383808SG 8' SM-GE-Hex Shade	EA	\$ 9,386.00	3%	\$ 9,104.42
QRM132	41	HD404008SG 8' SM-GE-Hex Shade	EA	\$ 9,964.00	3%	\$ 9,665.08
QRM133	41	HD202010SG 10' SM-GE-Hex Shade	EA	\$ 5,413.00	3%	\$ 5,250.61
QRM134	41	HD242410SG 10' SM-GE-Hex Shade	EA	\$ 6,892.00	3%	\$ 6,685.24
QRM135	41	HD262610SG 10' SM-GE-Hex Shade	EA	\$ 7,111.00	3%	\$ 6,897.67
QRM136	41	HD282810SG 10' SM-GE-Hex Shade	EA	\$ 7,363.00	3%	\$ 7,142.11
QRM137	41	HD303010SG 10' SM-GE-Hex Shade	EA	\$ 7,769.00	3%	\$ 7,535.93
QRM138	41	HD343410SG 10' SM-GE-Hex Shade	EA	\$ 9,003.00	3%	\$ 8,732.91
QRM139	41	HD383810SG 10' SM-GE-Hex Shade	EA	\$ 9,842.00	3%	\$ 9,546.74
QRM140	41	HD404010SG 10' SM-GE-Hex Shade	EA	\$ 10,737.00	3%	\$ 10,414.89

U.S. COMMUNITIES PRICE LIST 1805 SHADE STRUCTURES

Part No.	Part Group	Item Description	Unit	Commercial Price	USC Disc't	USC Net Price
QRM141	41	HD202012SG 12' SM-GE-Hex Shade	EA	\$ 5,651.00	3%	\$ 5,481.47
QRM142	41	HD242412SG 12' SM-GE-Hex Shade	EA	\$ 7,210.00	3%	\$ 6,993.70
QRM143	41	HD262612SG 12' SM-GE-Hex Shade	EA	\$ 7,432.00	3%	\$ 7,209.04
QRM144	41	HD282812SG 12' SM-GE-Hex Shade	EA	\$ 8,578.00	3%	\$ 8,320.66
QRM145	41	HD303012SG 12' SM-GE-Hex Shade	EA	\$ 8,986.00	3%	\$ 8,716.42
QRM146	41	HD343412SG 12' SM-GE-Hex Shade	EA	\$ 11,317.00	3%	\$ 10,977.49
QRM147	41	HD383812SG 12' SM-GE-Hex Shade	EA	\$ 12,157.00	3%	\$ 11,792.29
QRM148	41	HD404012SG 12' SM-GE-Hex Shade	EA	\$ 13,530.00	3%	\$ 13,124.10
QRM149	41	HU101008SG 8' SM-GE-H1U Shade	EA	\$ 2,438.00	3%	\$ 2,364.86
QRM150	41	HU121208SG 8' SM-GE-H1U Shade	EA	\$ 2,642.00	3%	\$ 2,562.74
QRM151	41	HU141408SG 8' SM-GE-H1U Shade	EA	\$ 2,762.00	3%	\$ 2,679.14
QRM152	41	HU161608SG 8' SM-GE-H1U Shade	EA	\$ 2,925.00	3%	\$ 2,837.25
QRM153	41	HU181808SG 8' SM-GE-H1U Shade	EA	\$ 3,580.00	3%	\$ 3,472.60
QRM154	41	HU202008SG 8' SM-GE-H1U Shade	EA	\$ 4,499.00	3%	\$ 4,364.03
QRM155	41	HU222208SG 8' SM-GE-H1U Shade	EA	\$ 5,054.00	3%	\$ 4,902.38
QRM156	41	HU242408SG 8' SM-GE-H1U Shade	EA	\$ 5,381.00	3%	\$ 5,219.57
QRM157	41	HU252508SG 8' SM-GE-H1U Shade	EA	\$ 6,159.00	3%	\$ 5,974.23
QRM158	41	HU272708SG 8' SM-GE-H1U Shade	EA	\$ 6,565.00	3%	\$ 6,368.05
QRM159	41	HU101010SG 10' SM-GE-H1U Shade	EA	\$ 2,516.00	3%	\$ 2,440.52
QRM160	41	HU121210SG 10' SM-GE-H1U Shade	EA	\$ 2,674.00	3%	\$ 2,593.78
QRM161	41	HU141410SG 10' SM-GE-H1U Shade	EA	\$ 2,880.00	3%	\$ 2,793.60
QRM162	41	HU161610SG 10' SM-GE-H1U Shade	EA	\$ 3,091.00	3%	\$ 2,998.27
QRM163	41	HU181810SG 10' SM-GE-H1U Shade	EA	\$ 3,634.00	3%	\$ 3,524.98
QRM164	41	HU202010SG 10' SM-GE-H1U Shade	EA	\$ 4,943.00	3%	\$ 4,794.71
QRM165	41	HU222210SG 10' SM-GE-H1U Shade	EA	\$ 5,152.00	3%	\$ 4,997.44
QRM166	41	HU242410SG 10' SM-GE-H1U Shade	EA	\$ 5,499.00	3%	\$ 5,334.03
QRM167	41	HU252510SG 10' SM-GE-H1U Shade	EA	\$ 6,653.00	3%	\$ 6,453.41
QRM168	41	HU272710SG 10' SM-GE-H1U Shade	EA	\$ 6,660.00	3%	\$ 6,460.20
QRM169	41	RU161208SG 8' SM-GE-R2U Shade	EA	\$ 2,908.00	3%	\$ 2,820.76
QRM170	41	RU181208SG 8' SM-GE-R2U Shade	EA	\$ 3,407.00	3%	\$ 3,304.79
QRM171	41	RU201008SG 8' SM-GE-R2U Shade	EA	\$ 3,433.00	3%	\$ 3,330.01
QRM172	41	RU201208SG 8' SM-GE-R2U Shade	EA	\$ 3,442.00	3%	\$ 3,338.74
QRM173	41	RU201408SG 8' SM-GE-R2U Shade	EA	\$ 3,518.00	3%	\$ 3,412.46
QRM174	41	RU241408SG 8' SM-GE-R2U Shade	EA	\$ 3,802.00	3%	\$ 3,687.94
QRM175	41	RU161210SG 10' SM-GE-R2U Shade	EA	\$ 3,188.00	3%	\$ 3,092.36
QRM176	41	RU181210SG 10' SM-GE-R2U Shade	EA	\$ 3,498.00	3%	\$ 3,393.06
QRM177	41	RU201010SG 10' SM-GE-R2U Shade	EA	\$ 3,535.00	3%	\$ 3,428.95
QRM178	41	RU201210SG 10' SM-GE-R2U Shade	EA	\$ 3,757.00	3%	\$ 3,644.29
QRM179	41	RU201410SG 10' SM-GE-R2U Shade	EA	\$ 3,832.00	3%	\$ 3,717.04
QRM180	41	RU241410SG 10' SM-GE-R2U Shade	EA	\$ 3,895.00	3%	\$ 3,778.15
QRM181	41	CU080808SG 8' SM-GE-CTU Shade	EA	\$ 2,632.00	3%	\$ 2,553.04
QRM182	41	CU101008SG 8' SM-GE-CTU Shade	EA	\$ 2,719.00	3%	\$ 2,637.43
QRM183	41	CU121208SG 8' SM-GE-CTU Shade	EA	\$ 2,896.00	3%	\$ 2,809.12
QRM184	41	CU141408SG 8' SM-GE-CTU Shade	EA	\$ 3,234.00	3%	\$ 3,136.98

U.S. COMMUNITIES PRICE LIST 1805 SHADE STRUCTURES

Part No.	Part Group	Item Description	Unit	Commercial Price	USC Disc't	USC Net Price
QRM185	41	CU151508SG 8' SM-GE-CTU Shade	EA	\$ 3,381.00	3%	\$ 3,279.57
QRM186	41	CU161608SG 8' SM-GE-CTU Shade	EA	\$ 3,386.00	3%	\$ 3,284.42
QRM187	41	CU181808SG 8' SM-GE-CTU Shade	EA	\$ 3,820.00	3%	\$ 3,705.40
QRM188	41	CU202008SG 8' SM-GE-CTU Shade	EA	\$ 4,161.00	3%	\$ 4,036.17
QRM189	41	CU080810SG 10' SM-GE-CTU Shade	EA	\$ 2,656.00	3%	\$ 2,576.32
QRM190	41	CU101010SG 10' SM-GE-CTU Shade	EA	\$ 2,741.00	3%	\$ 2,658.77
QRM191	41	CU121210SG 10' SM-GE-CTU Shade	EA	\$ 2,993.00	3%	\$ 2,903.21
QRM192	41	CU141410SG 10' SM-GE-CTU Shade	EA	\$ 3,284.00	3%	\$ 3,185.48
QRM193	41	CU151510SG 10' SM-GE-CTU Shade	EA	\$ 3,429.00	3%	\$ 3,326.13
QRM194	41	CU161610SG 10' SM-GE-CTU Shade	EA	\$ 3,520.00	3%	\$ 3,414.40
QRM195	41	CU181810SG 10' SM-GE-CTU Shade	EA	\$ 3,901.00	3%	\$ 3,783.97
QRM196	41	CU202010SG 10' SM-GE-CTU Shade	EA	\$ 4,274.00	3%	\$ 4,145.78
QRM197	41	CU080810SG 12' SM-GE-CTU Shade	EA	\$ 2,656.00	3%	\$ 2,576.32
QRM198	41	CU101010SG 12' SM-GE-CTU Shade	EA	\$ 2,741.00	3%	\$ 2,658.77
QRM199	41	CU121210SG 12' SM-GE-CTU Shade	EA	\$ 2,993.00	3%	\$ 2,903.21
QRM200	41	CU141410SG 12' SM-GE-CTU Shade	EA	\$ 3,284.00	3%	\$ 3,185.48
QRM201	41	CU151510SG 12' SM-GE-CTU Shade	EA	\$ 3,429.00	3%	\$ 3,326.13
QRM202	41	CU161610SG 12' SM-GE-CTU Shade	EA	\$ 3,520.00	3%	\$ 3,414.40
QRM203	41	CU181810SG 12' SM-GE-CTU Shade	EA	\$ 3,901.00	3%	\$ 3,783.97
QRM204	41	CU202010SG 12' SM-GE-CTU Shade	EA	\$ 4,274.00	3%	\$ 4,145.78
QRM207	41	RC201809SG 9' SM-GE-CT Shade	EA	\$ 5,329.00	3%	\$ 5,169.13
QRM208	41	RC271809SG 9' SM-GE-CT Shade	EA	\$ 5,644.00	3%	\$ 5,474.68
QRM209	41	RC201810SG 10' SM-GE-CT Shade	EA	\$ 5,645.00	3%	\$ 5,475.65
QRM210	41	RC271810SG 10' SM-GE-CT Shade	EA	\$ 5,769.00	3%	\$ 5,595.93
QRM211	41	HCA161608SG 8' SM-GE-Hex Shade	EA	\$ 4,731.00	3%	\$ 4,589.07
QRM212	41	HCA181808SG 8' SM-GE-Hex Shade	EA	\$ 5,261.00	3%	\$ 5,103.17
QRM213	41	HCA161610SG 10' SM-GE-Hex Shade	EA	\$ 4,900.00	3%	\$ 4,753.00
QRM214	41	HCA181810SG 10' SM-GE-Hex Shade	EA	\$ 5,314.00	3%	\$ 5,154.58
QRM215	41	HCA181812SG 12' SM-GE-Hex Shade	EA	\$ 5,580.00	3%	\$ 5,412.60
QRM216	41	SCA131308SG 8' SM-GE-SU Shade	EA	\$ 3,853.00	3%	\$ 3,737.41
QRM217	41	SCA161608SG 8' SM-GE-SU Shade	EA	\$ 4,880.00	3%	\$ 4,733.60
QRM218	41	SCA131310SG 10' SM-GE-SU Shade	EA	\$ 4,003.00	3%	\$ 3,882.91
QRM219	41	SCA161610SG 10' SM-GE-SU Shade	EA	\$ 5,010.00	3%	\$ 4,859.70
QRM222	41	HCA161608SG 8' SM-GE-HxH	EA	\$ 5,629.00	3%	\$ 5,460.13
QRM223	41	HCA161610SG 10' SM-GE-HxH	EA	\$ 5,838.00	3%	\$ 5,662.86
QRM224	41	HCA181810SG 10' SM-GE-HxH	EA	\$ 5,222.00	3%	\$ 5,065.34
QRM225	41	SCA131308SG 8' SM-GE-SUH	EA	\$ 5,243.00	3%	\$ 5,085.71
QRM226	41	SCA161608SG 8' SM-GE-SUH	EA	\$ 4,123.00	3%	\$ 3,999.31
QRM227	41	SD101008SG 8' SM-GE-RC-H	EA	\$ 2,924.00	3%	\$ 2,836.28
QRM228	41	SD121208SG 8' SM-GE-RC-H	EA	\$ 3,029.00	3%	\$ 2,938.13
QRM229	41	SD141408SG 8' SM-GE-RC-H	EA	\$ 3,137.00	3%	\$ 3,042.89
QRM230	41	SD161608SG 8' SM-GE-RC-H	EA	\$ 3,525.00	3%	\$ 3,419.25
QRM231	41	SD181808SG 8' SM-GE-RC-H	EA	\$ 3,707.00	3%	\$ 3,595.79
QRM232	41	SD202008SG 8' SM-GE-RC-H	EA	\$ 3,995.00	3%	\$ 3,875.15

U.S. COMMUNITIES PRICE LIST 1805 SHADE STRUCTURES

Part No.	Part Group	Item Description	Unit	Commercial Price	USC Disc't	USC Net Price
QRM233	41	SD222208SG 8' SM-GE-RC-H	EA	\$ 4,118.00	3%	\$ 3,994.46
QRM234	41	SD242408SG 8' SM-GE-RC-H	EA	\$ 5,220.00	3%	\$ 5,063.40
QRM235	41	SD262608SG 8' SM-GE-RC-H	EA	\$ 5,734.00	3%	\$ 5,561.98
QRM236	41	SD282808SG 8' SM-GE-RC-H	EA	\$ 5,876.00	3%	\$ 5,699.72
QRM237	41	SD303008SG 8' SM-GE-RC-H	EA	\$ 6,357.00	3%	\$ 6,166.29
QRM238	41	SD101010SG 10' SM-GE-RC-H	EA	\$ 3,237.00	3%	\$ 3,139.89
QRM239	41	SD121210SG 10' SM-GE-RC-H	EA	\$ 3,344.00	3%	\$ 3,243.68
QRM240	41	SD141410SG 10' SM-GE-RC-H	EA	\$ 3,451.00	3%	\$ 3,347.47
QRM241	41	SD161610SG 10' SM-GE-RC-H	EA	\$ 3,840.00	3%	\$ 3,724.80
QRM242	41	SD181810SG 10' SM-GE-RC-H	EA	\$ 4,364.00	3%	\$ 4,233.08
QRM243	41	SD202010SG 10' SM-GE-RC-H	EA	\$ 4,652.00	3%	\$ 4,512.44
QRM244	41	SD22210SG 10' SM-GE-RC-H	EA	\$ 4,770.00	3%	\$ 4,626.90
QRM245	41	SD242410SG 10' SM-GE-RC-H	EA	\$ 5,586.00	3%	\$ 5,418.42
QRM246	41	SD262610SG 10' SM-GE-RC-H	EA	\$ 6,099.00	3%	\$ 5,916.03
QRM247	41	SD282810SG 10' SM-GE-RC-H	EA	\$ 6,242.00	3%	\$ 6,054.74
QRM248	41	SD303010SG 10' SM-GE-RC-H	EA	\$ 7,348.00	3%	\$ 7,127.56
QRM249	41	RD101208SG 8' SM-GE-RC-H	EA	\$ 2,991.00	3%	\$ 2,901.27
QRM250	41	RD101508SG 8' SM-GE-RC-H	EA	\$ 3,086.00	3%	\$ 2,993.42
QRM251	41	RD101808SG 8' SM-GE-RC-H	EA	\$ 3,121.00	3%	\$ 3,027.37
QRM252	41	RD102008SG 8' SM-GE-RC-H	EA	\$ 3,467.00	3%	\$ 3,362.99
QRM253	41	RD131508SG 8' SM-GE-RC-H	EA	\$ 3,146.00	3%	\$ 3,051.62
QRM254	41	RD132008SG 8' SM-GE-RC-H	EA	\$ 3,591.00	3%	\$ 3,483.27
QRM255	41	RD152208SG 8' SM-GE-RC-H	EA	\$ 3,825.00	3%	\$ 3,710.25
QRM256	41	RD152508SG 8' SM-GE-RC-H	EA	\$ 3,871.00	3%	\$ 3,754.87
QRM257	41	RD182008SG 8' SM-GE-RC-H	EA	\$ 3,771.00	3%	\$ 3,657.87
QRM258	41	RD182408SG 8' SM-GE-RC-H	EA	\$ 3,967.00	3%	\$ 3,847.99
QRM259	41	RD182808SG 8' SM-GE-RC-H	EA	\$ 4,366.00	3%	\$ 4,235.02
QRM260	41	RD183208SG 8' SM-GE-RC-H	EA	\$ 5,346.00	3%	\$ 5,185.62
QRM261	41	RD183608SG 8' SM-GE-RC-H	EA	\$ 5,566.00	3%	\$ 5,399.02
QRM262	41	RD202408SG 8' SM-GE-RC-H	EA	\$ 4,156.00	3%	\$ 4,031.32
QRM263	41	RD202608SG 8' SM-GE-RC-H	EA	\$ 4,229.00	3%	\$ 4,102.13
QRM264	41	RD203008SG 8' SM-GE-RC-H	EA	\$ 5,219.00	3%	\$ 5,062.43
QRM265	41	RD203408SG 8' SM-GE-RC-H	EA	\$ 5,745.00	3%	\$ 5,572.65
QRM266	41	RD203808SG 8' SM-GE-RC-H	EA	\$ 5,901.00	3%	\$ 5,723.97
QRM267	41	RD242608SG 8' SM-GE-RC-H	EA	\$ 5,302.00	3%	\$ 5,142.94
QRM268	41	RD243008SG 8' SM-GE-RC-H	EA	\$ 5,568.00	3%	\$ 5,400.96
QRM269	41	RD243408SG 8' SM-GE-RC-H	EA	\$ 5,798.00	3%	\$ 5,624.06
QRM270	41	RD243808SG 8' SM-GE-RC-H	EA	\$ 6,390.00	3%	\$ 6,198.30
QRM271	41	RD244008SG 8' SM-GE-RC-H	EA	\$ 6,478.00	3%	\$ 6,283.66
QRM272	41	RD283008SG 8' SM-GE-RC-H	EA	\$ 6,030.00	3%	\$ 5,849.10
QRM273	41	RD283408SG 8' SM-GE-RC-H	EA	\$ 6,719.00	3%	\$ 6,517.43
QRM274	41	RD283808SG 8' SM-GE-RC-H	EA	\$ 7,540.00	3%	\$ 7,313.80
QRM275	41	RD101210SG 10' SM-GE-RC-H	EA	\$ 3,307.00	3%	\$ 3,207.79
QRM276	41	RD101510SG 10' SM-GE-RC-H	EA	\$ 3,399.00	3%	\$ 3,297.03

U.S. COMMUNITIES PRICE LIST 1805 SHADE STRUCTURES

Part No.	Part Group	Item Description	Unit	Commercial Price	USC Disc't	USC Net Price
QRM277	41	RD101810SG 10' SM-GE-RC-H	EA	\$ 3,435.00	3%	\$ 3,331.95
QRM278	41	RD102010SG 10' SM-GE-RC-H	EA	\$ 3,781.00	3%	\$ 3,667.57
QRM279	41	RD131510SG 10' SM-GE-RC-H	EA	\$ 3,460.00	3%	\$ 3,356.20
QRM280	41	RD132010SG 10' SM-GE-RC-H	EA	\$ 3,907.00	3%	\$ 3,789.79
QRM281	41	RD152210SG 10' SM-GE-RC-H	EA	\$ 4,479.00	3%	\$ 4,344.63
QRM282	41	RD152510SG 10' SM-GE-RC-H	EA	\$ 4,525.00	3%	\$ 4,389.25
QRM283	41	RD182010SG 10' SM-GE-RC-H	EA	\$ 4,428.00	3%	\$ 4,295.16
QRM284	41	RD182410SG 10' SM-GE-RC-H	EA	\$ 4,622.00	3%	\$ 4,483.34
QRM285	41	RD182810SG 10' SM-GE-RC-H	EA	\$ 5,021.00	3%	\$ 4,870.37
QRM286	41	RD183210SG 10' SM-GE-RC-H	EA	\$ 5,711.00	3%	\$ 5,539.67
QRM287	41	RD183610SG 10' SM-GE-RC-H	EA	\$ 5,930.00	3%	\$ 5,752.10
QRM288	41	RD202410SG 10' SM-GE-RC-H	EA	\$ 4,812.00	3%	\$ 4,667.64
QRM289	41	RD202610SG 10' SM-GE-RC-H	EA	\$ 4,883.00	3%	\$ 4,736.51
QRM290	41	RD203010SG 10' SM-GE-RC-H	EA	\$ 5,585.00	3%	\$ 5,417.45
QRM291	41	RD203410SG 10' SM-GE-RC-H	EA	\$ 6,109.00	3%	\$ 5,925.73
QRM292	41	RD203810SG 10' SM-GE-RC-H	EA	\$ 6,322.00	3%	\$ 6,132.34
QRM293	41	RD242610SG 10' SM-GE-RC-H	EA	\$ 5,669.00	3%	\$ 5,498.93
QRM294	41	RD243010SG 10' SM-GE-RC-H	EA	\$ 5,934.00	3%	\$ 5,755.98
QRM295	41	RD243410SG 10' SM-GE-Rc-H	EA	\$ 6,792.00	3%	\$ 6,588.24
QRM296	41	RD243810SG 10' SM-GE-Rc-H	EA	\$ 7,381.00	3%	\$ 7,159.57
QRM297	41	RD244010SG 10' SM-GE-Rc-H	EA	\$ 7,691.00	3%	\$ 7,460.27
QRM298	41	RD283010SG 10' SM-GE-Rc-H	EA	\$ 7,020.00	3%	\$ 6,809.40
QRM299	41	RD283410SG 10' SM-GE-Rc-H	EA	\$ 7,712.00	3%	\$ 7,480.64
QRM300	41	RD283810SG 10' SM-GE-Rc-H	EA	\$ 7,887.00	3%	\$ 7,650.39
QRM301	41	SU101008SG 8' SM-GE-SU-H	EA	\$ 2,414.00	3%	\$ 2,341.58
QRM302	41	SU121208SG 8' SM-GE-SU-H	EA	\$ 2,616.00	3%	\$ 2,537.52
QRM303	41	SU141408SG 8' SM-GE-SU-H	EA	\$ 2,995.00	3%	\$ 2,905.15
QRM304	41	SU161608SG 8' SM-GE-SU-H	EA	\$ 3,470.00	3%	\$ 3,365.90
QRM305	41	SU181808SG 8' SM-GE-SU-H	EA	\$ 3,909.00	3%	\$ 3,791.73
QRM306	41	SU202008SG 8' SM-GE-SU-H	EA	\$ 4,403.00	3%	\$ 4,270.91
QRM307	41	SU222208SG 8' SM-GE-SU-H	EA	\$ 5,552.00	3%	\$ 5,385.44
QRM308	41	SU242408SG 8' SM-GE-SU-H	EA	\$ 6,700.00	3%	\$ 6,499.00
QRM309	41	SU101010SG 10' SM-GE-SU-H	EA	\$ 2,527.00	3%	\$ 2,451.19
QRM310	41	SU121210SG 10' SM-GE-SU-H	EA	\$ 2,742.00	3%	\$ 2,659.74
QRM311	41	SU141410SG 10' SM-GE-SU-H	EA	\$ 3,031.00	3%	\$ 2,940.07
QRM312	41	SU161610SG 10' SM-GE-SU-H	EA	\$ 3,538.00	3%	\$ 3,431.86
QRM313	41	SU181810SG 10' SM-GE-SU-H	EA	\$ 3,971.00	3%	\$ 3,851.87
QRM314	41	SU202010SG 10' SM-GE-SU-H	EA	\$ 4,469.00	3%	\$ 4,334.93
QRM315	41	SU222210SG 10' SM-GE-SU-H	EA	\$ 5,681.00	3%	\$ 5,510.57
QRM316	41	SU242410SG 10' SM-GE-SU-H	EA	\$ 6,898.00	3%	\$ 6,691.06
QRM317	41	HD202008SG 8' SM-GE-Hx-H	EA	\$ 5,296.00	3%	\$ 5,137.12
QRM318	41	HD242408SG 8' SM-GE-Hx-H	EA	\$ 6,393.00	3%	\$ 6,201.21
QRM319	41	HD262608SG 8' SM-GE-Hx-H	EA	\$ 6,628.00	3%	\$ 6,429.16
QRM320	41	HD282808SG 8' SM-GE-Hx-H	EA	\$ 7,380.00	3%	\$ 7,158.60

U.S. COMMUNITIES PRICE LIST 1805 SHADE STRUCTURES

Part No.	Part Group	Item Description	Unit	Commercial Price	USC Disc't	USC Net Price
QRM321	41	HD303008SG 8' SM-GE-Hx-H	EA	\$ 7,815.00	3%	\$ 7,580.55
QRM322	41	HD343408SG 8' SM-GE-Hx-H	EA	\$ 8,397.00	3%	\$ 8,145.09
QRM323	41	HD383808SG 8' SM-GE-Hx-H	EA	\$ 10,044.00	3%	\$ 9,742.68
QRM324	41	HD404008SG 8' SM-GE-Hx-H	EA	\$ 10,662.00	3%	\$ 10,342.14
QRM325	41	HD202010SG 10' SM-GE-Hx-H	EA	\$ 5,793.00	3%	\$ 5,619.21
QRM326	41	HD242410SG 10' SM-GE-Hx-H	EA	\$ 7,375.00	3%	\$ 7,153.75
QRM327	41	HD262610SG 10' SM-GE-Hx-H	EA	\$ 7,609.00	3%	\$ 7,380.73
QRM328	41	HD282810SG 10' SM-GE-Hx-H	EA	\$ 7,878.00	3%	\$ 7,641.66
QRM329	41	HD303010SG 10' SM-GE-Hx-H	EA	\$ 8,314.00	3%	\$ 8,064.58
QRM330	41	HD343410SG 10' SM-GE-Hx-H	EA	\$ 9,633.00	3%	\$ 9,344.01
QRM331	41	HD383810SG 10' SM-GE-Hx-H	EA	\$ 10,532.00	3%	\$ 10,216.04
QRM332	41	HD404010SG 10' SM-GE-Hx-H	EA	\$ 11,489.00	3%	\$ 11,144.33
QRM333	41	HU101008SG 8' SM-GE-H1UH	EA	\$ 2,820.00	3%	\$ 2,735.40
QRM334	41	HU121208SG 8' SM-GE-H1UH	EA	\$ 2,894.00	3%	\$ 2,807.18
QRM335	41	HU141408SG 8' SM-GE-H1UH	EA	\$ 3,961.00	3%	\$ 3,842.17
QRM336	41	HU161608SG 8' SM-GE-H1UH	EA	\$ 4,085.00	3%	\$ 3,962.45
QRM337	41	HU181808SG 8' SM-GE-H1UH	EA	\$ 4,373.00	3%	\$ 4,241.81
QRM338	41	HU202008SG 8' SM-GE-H1UH	EA	\$ 4,854.00	3%	\$ 4,708.38
QRM339	41	HU222208SG 8' SM-GE-H1UH	EA	\$ 5,409.00	3%	\$ 5,246.73
QRM340	41	HU242408SG 8' SM-GE-H1UH	EA	\$ 6,201.00	3%	\$ 6,014.97
QRM341	41	HU252508SG 8' SM-GE-H1UH	EA	\$ 6,820.00	3%	\$ 6,615.40
QRM342	41	HU272708SG 8' SM-GE-H1UH	EA	\$ 7,647.00	3%	\$ 7,417.59
QRM343	41	HU101010SG 10' SM-GE-H1UH	EA	\$ 2,898.00	3%	\$ 2,811.06
QRM344	41	HU121210SG 10' SM-GE-H1UH	EA	\$ 2,910.00	3%	\$ 2,822.70
QRM345	41	HU141410SG 10' SM-GE-H1UH	EA	\$ 3,997.00	3%	\$ 3,877.09
QRM346	41	HU161610SG 10' SM-GE-H1UH	EA	\$ 4,137.00	3%	\$ 4,012.89
QRM347	41	HU181810SG 10' SM-GE-H1UH	EA	\$ 4,516.00	3%	\$ 4,380.52
QRM348	41	HU202010SG 10' SM-GE-H1UH	EA	\$ 5,290.00	3%	\$ 5,131.30
QRM349	41	HU222210SG 10' SM-GE-H1UH	EA	\$ 5,513.00	3%	\$ 5,347.61
QRM350	41	HU242410SG 10' SM-GE-H1UH	EA	\$ 6,297.00	3%	\$ 6,108.09
QRM351	41	HU252510SG 10' SM-GE-H1UH	EA	\$ 7,243.00	3%	\$ 7,025.71
QRM352	41	HU272710SG 10' SM-GE-H1UH	EA	\$ 8,717.00	3%	\$ 8,455.49
QRM353	41	RU161208SG 8' SM-GE-R2UH	EA	\$ 3,498.00	3%	\$ 3,393.06
QRM354	41	RU181208SG 8' SM-GE-R2UH	EA	\$ 3,646.00	3%	\$ 3,536.62
QRM355	41	RU201008SG 8' SM-GE-R2UH	EA	\$ 3,674.00	3%	\$ 3,563.78
QRM356	41	RU201208SG 8' SM-GE-R2UH	EA	\$ 3,684.00	3%	\$ 3,573.48
QRM357	41	RU201408SG 8' SM-GE-R2UH	EA	\$ 3,765.00	3%	\$ 3,652.05
QRM358	41	RU241408SG 8' SM-GE-R2UH	EA	\$ 4,069.00	3%	\$ 3,946.93
QRM359	41	RU161210SG 10' SM-GE-R2UH	EA	\$ 3,551.00	3%	\$ 3,444.47
QRM360	41	RU181210SG 10' SM-GE-R2UH	EA	\$ 3,744.00	3%	\$ 3,631.68
QRM361	41	RU201010SG 10' SM-GE-R2UH	EA	\$ 3,783.00	3%	\$ 3,669.51
QRM362	41	RU201210SG 10' SM-GE-R2UH	EA	\$ 4,020.00	3%	\$ 3,899.40
QRM363	41	RU201410SG 10' SM-GE-R2UH	EA	\$ 4,101.00	3%	\$ 3,977.97
QRM364	41	RU241410SG 10' SM-GE-R2UH	EA	\$ 4,770.00	3%	\$ 4,626.90

U.S. COMMUNITIES PRICE LIST 1805 SHADE STRUCTURES

Part No.	Part Group	Item Description	Unit	Commercial Price	USC Disc't	USC Net Price
QRM365	41	CU080808SG 8' SM-GE-CU-H	EA	\$ 2,817.00	3%	\$ 2,732.49
QRM366	41	CU101008SG 8' SM-GE-CU-H	EA	\$ 2,925.00	3%	\$ 2,837.25
QRM367	41	CU121208SG 8' SM-GE-CU-H	EA	\$ 3,391.00	3%	\$ 3,289.27
QRM368	41	CU141408SG 8' SM-GE-CU-H	EA	\$ 3,910.00	3%	\$ 3,792.70
QRM369	41	CU151508SG 8' SM-GE-CU-H	EA	\$ 4,048.00	3%	\$ 3,926.56
QRM370	41	CU161608SG 8' SM-GE-CU-H	EA	\$ 4,405.00	3%	\$ 4,272.85
QRM371	41	CU181808SG 8' SM-GE-CU-H	EA	\$ 4,652.00	3%	\$ 4,512.44
QRM372	41	CU202008SG 8' SM-GE-CU-H	EA	\$ 5,454.00	3%	\$ 5,290.38
QRM373	41	CU080810SG 10' SM-GE-CU-H	EA	\$ 2,843.00	3%	\$ 2,757.71
QRM374	41	CU101010SG 10' SM-GE-CU-H	EA	\$ 2,990.00	3%	\$ 2,900.30
QRM375	41	CU121210SG 10' SM-GE-CU-H	EA	\$ 3,508.00	3%	\$ 3,402.76
QRM376	41	CU141410SG 10' SM-GE-CU-H	EA	\$ 4,085.00	3%	\$ 3,962.45
QRM377	41	CU151510SG 10' SM-GE-CU-H	EA	\$ 4,115.00	3%	\$ 3,991.55
QRM378	41	CU161610SG 10' SM-GE-CU-H	EA	\$ 4,471.00	3%	\$ 4,336.87
QRM379	41	CU181810SG 10' SM-GE-CU-H	EA	\$ 4,867.00	3%	\$ 4,720.99
QRM380	41	CU202010SG 10' SM-GE-CU-H	EA	\$ 5,577.00	3%	\$ 5,409.69
QRM381	41	CU080812SG 12' SM-GE-CU-H	EA	\$ 2,843.00	3%	\$ 2,757.71
QRM382	41	CU101012SG 12' SM-GE-CU-H	EA	\$ 2,990.00	3%	\$ 2,900.30
QRM383	41	CU121212SG 12' SM-GE-CU-H	EA	\$ 3,508.00	3%	\$ 3,402.76
QRM384	41	CU141412SG 12' SM-GE-CU-H	EA	\$ 4,085.00	3%	\$ 3,962.45
QRM385	41	CU151512SG 12' SM-GE-CU-H	EA	\$ 4,115.00	3%	\$ 3,991.55
QRM386	41	CU161612SG 12' SM-GE-CU-H	EA	\$ 4,471.00	3%	\$ 4,336.87
QRM387	41	CU181812SG 12' SM-GE-CU-H	EA	\$ 4,867.00	3%	\$ 4,720.99
QRM388	41	CU202012SG 12' SM-GE-CU-H	EA	\$ 5,577.00	3%	\$ 5,409.69
QRM389	41	HCA161608SG 8' SM-GE-Hx-H	EA	\$ 5,063.00	3%	\$ 4,911.11
QRM390	41	HCA181808SG 8' SM-GE-Hx-H	EA	\$ 5,629.00	3%	\$ 5,460.13
QRM391	41	HCA181812SG 12' SM-GE-Hx-H	EA	\$ 5,971.00	3%	\$ 5,791.87
QRM392	41	RC201809SG 9' SM-GE-CT-H	EA	\$ 5,703.00	3%	\$ 5,531.91
STI001	41	SD101008IN 8' IN-Sq Shade	EA	\$ 1,974.00	3%	\$ 1,914.78
STI002	41	SD121208IN 8' IN-Sq Shade	EA	\$ 2,076.00	3%	\$ 2,013.72
STI003	41	SD141408IN 8' IN-Sq Shade	EA	\$ 2,178.00	3%	\$ 2,112.66
STI004	41	SD161608IN 8' IN-Sq Shade	EA	\$ 2,537.00	3%	\$ 2,460.89
STI005	41	SD181808IN 8' IN-Sq Shade	EA	\$ 2,883.00	3%	\$ 2,796.51
STI006	41	SD202008IN 8' IN-Sq Shade	EA	\$ 3,149.00	3%	\$ 3,054.53
STI007	41	SD222208IN 8' IN-Sq Shade	EA	\$ 3,266.00	3%	\$ 3,168.02
STI008	41	SD242408IN 8' IN-Sq Shade	EA	\$ 4,272.00	3%	\$ 4,143.84
STI009	41	SD262608IN 8' IN-Sq Shade	EA	\$ 4,712.00	3%	\$ 4,570.64
STI010	41	SD282808IN 8' IN-Sq Shade	EA	\$ 4,847.00	3%	\$ 4,701.59
STI011	41	SD303008IN 8' IN-Sq Shade	EA	\$ 5,309.00	3%	\$ 5,149.73
STI012	41	SD343408IN 8' IN-Sq Shade	EA	\$ 7,067.00	3%	\$ 6,854.99
STI013	41	SD363608IN 8' IN-Sq Shade	EA	\$ 7,400.00	3%	\$ 7,178.00
STI014	41	SD383808IN 8' IN-Sq Shade	EA	\$ 8,340.00	3%	\$ 8,089.80
STI015	41	SD101010IN 10' IN-Sq Shade	EA	\$ 2,382.00	3%	\$ 2,310.54
STI016	41	SD121210IN 10' IN-Sq Shade	EA	\$ 2,485.00	3%	\$ 2,410.45

U.S. COMMUNITIES PRICE LIST 1805 SHADE STRUCTURES

Part No.	Part Group	Item Description	Unit	Commercial Price	USC Disc't	USC Net Price
STI017	41	SD141410IN 10' IN-Sq Shade	EA	\$ 2,588.00	3%	\$ 2,510.36
STI018	41	SD161610IN 10' IN-Sq Shade	EA	\$ 2,943.00	3%	\$ 2,854.71
STI019	41	SD181810IN 10' IN-Sq Shade	EA	\$ 3,477.00	3%	\$ 3,372.69
STI020	41	SD202010IN 10' IN-Sq Shade	EA	\$ 3,743.00	3%	\$ 3,630.71
STI021	41	SD222210IN 10' IN-Sq Shade	EA	\$ 3,860.00	3%	\$ 3,744.20
STI022	41	SD242410IN 10' IN-Sq Shade	EA	\$ 4,624.00	3%	\$ 4,485.28
STI023	41	SD262610IN 10' IN-Sq Shade	EA	\$ 5,065.00	3%	\$ 4,913.05
STI024	41	SD282810IN 10' IN-Sq Shade	EA	\$ 5,199.00	3%	\$ 5,043.03
STI025	41	SD303010IN 10' IN-Sq Shade	EA	\$ 6,024.00	3%	\$ 5,843.28
STI026	41	SD343410IN 10' IN-Sq Shade	EA	\$ 7,382.00	3%	\$ 7,160.54
STI027	41	SD363610IN 10' IN-Sq Shade	EA	\$ 8,613.00	3%	\$ 8,354.61
STI028	41	SD383810IN 10' IN-Sq Shade	EA	\$ 8,789.00	3%	\$ 8,525.33
STI029	41	SD161612IN 12' IN-Sq Shade	EA	\$ 3,098.00	3%	\$ 3,005.06
STI030	41	SD181812IN 12' IN-Sq Shade	EA	\$ 3,684.00	3%	\$ 3,573.48
STI031	41	SD202012IN 12' IN-Sq Shade	EA	\$ 3,952.00	3%	\$ 3,833.44
STI032	41	SD222212IN 12' IN-Sq Shade	EA	\$ 4,067.00	3%	\$ 3,944.99
STI033	41	SD242412IN 12' IN-Sq Shade	EA	\$ 5,356.00	3%	\$ 5,195.32
STI034	41	SD262612IN 12' IN-Sq Shade	EA	\$ 5,796.00	3%	\$ 5,622.12
STI035	41	SD282812IN 12' IN-Sq Shade	EA	\$ 5,932.00	3%	\$ 5,754.04
STI036	41	SD303012IN 12' IN-Sq Shade	EA	\$ 7,331.00	3%	\$ 7,111.07
STI037	41	SD343412IN 12' IN-Sq Shade	EA	\$ 8,814.00	3%	\$ 8,549.58
STI038	41	SD363612IN 12' IN-Sq Shade	EA	\$ 9,146.00	3%	\$ 8,871.62
STI039	41	SD383812IN 12' IN-Sq Shade	EA	\$ 9,901.00	3%	\$ 9,603.97
STI040	41	RD101208IN 8' IN-Rec Shade	EA	\$ 2,039.00	3%	\$ 1,977.83
STI041	41	RD101508IN 8' IN-Rec Shade	EA	\$ 2,127.00	3%	\$ 2,063.19
STI042	41	RD101808IN 8' IN-Rec Shade	EA	\$ 2,216.00	3%	\$ 2,149.52
STI043	41	RD102008IN 8' IN-Rec Shade	EA	\$ 2,531.00	3%	\$ 2,455.07
STI044	41	RD131508IN 8' IN-Rec Shade	EA	\$ 2,188.00	3%	\$ 2,122.36
STI045	41	RD132008IN 8' IN-Rec Shade	EA	\$ 2,598.00	3%	\$ 2,520.06
STI046	41	RD152208IN 8' IN-Rec Shade	EA	\$ 2,938.00	3%	\$ 2,849.86
STI047	41	RD152508IN 8' IN-Rec Shade	EA	\$ 3,038.00	3%	\$ 2,946.86
STI048	41	RD182008IN 8' IN-Rec Shade	EA	\$ 2,943.00	3%	\$ 2,854.71
STI049	41	RD182408IN 8' IN-Rec Shade	EA	\$ 3,126.00	3%	\$ 3,032.22
STI050	41	RD182808IN 8' IN-Rec Shade	EA	\$ 3,464.00	3%	\$ 3,360.08
STI051	41	RD183208IN 8' IN-Rec Shade	EA	\$ 4,357.00	3%	\$ 4,226.29
STI052	41	RD183608IN 8' IN-Rec Shade	EA	\$ 4,564.00	3%	\$ 4,427.08
STI053	41	RD202408IN 8' IN-Rec Shade	EA	\$ 3,300.00	3%	\$ 3,201.00
STI054	41	RD202608IN 8' IN-Rec Shade	EA	\$ 3,370.00	3%	\$ 3,268.90
STI055	41	RD203008IN 8' IN-Rec Shade	EA	\$ 4,273.00	3%	\$ 4,144.81
STI056	41	RD203408IN 8' IN-Rec Shade	EA	\$ 4,724.00	3%	\$ 4,582.28
STI057	41	RD203808IN 8' IN-Rec Shade	EA	\$ 4,871.00	3%	\$ 4,724.87
STI058	41	RD242608IN 8' IN-Rec Shade	EA	\$ 4,350.00	3%	\$ 4,219.50
STI059	41	RD243008IN 8' IN-Rec Shade	EA	\$ 4,594.00	3%	\$ 4,456.18
STI060	41	RD243408IN 8' IN-Rec Shade	EA	\$ 4,831.00	3%	\$ 4,686.07

U.S. COMMUNITIES PRICE LIST 1805 SHADE STRUCTURES

Part No.	Part Group	Item Description	Unit	Commercial Price	USC Disc't	USC Net Price
STI061	41	RD243808IN 8' IN-Rec Shade	EA	\$ 5,343.00	3%	\$ 5,182.71
STI062	41	RD244008IN 8' IN-Rec Shade	EA	\$ 5,425.00	3%	\$ 5,262.25
STI063	41	RD283008IN 8' IN-Rec Shade	EA	\$ 5,009.00	3%	\$ 4,858.73
STI064	41	RD283408IN 8' IN-Rec Shade	EA	\$ 5,652.00	3%	\$ 5,482.44
STI065	41	RD283808IN 8' IN-Rec Shade	EA	\$ 6,121.00	3%	\$ 5,937.37
STI066	41	RD284208IN 8' IN-Rec Shade	EA	\$ 6,280.00	3%	\$ 6,091.60
STI067	41	RD101210IN 10' IN-Rec Shade	EA	\$ 2,449.00	3%	\$ 2,375.53
STI068	41	RD101510IN 10' IN-Rec Shade	EA	\$ 2,538.00	3%	\$ 2,461.86
STI069	41	RD101810IN 10' IN-Rec Shade	EA	\$ 2,627.00	3%	\$ 2,548.19
STI070	41	RD102010IN 10' IN-Rec Shade	EA	\$ 2,940.00	3%	\$ 2,851.80
STI071	41	RD131510IN 10' IN-Rec Shade	EA	\$ 2,596.00	3%	\$ 2,518.12
STI072	41	RD132010IN 10' IN-Rec Shade	EA	\$ 3,007.00	3%	\$ 2,916.79
STI073	41	RD152210IN 10' IN-Rec Shade	EA	\$ 3,533.00	3%	\$ 3,427.01
STI074	41	RD152510IN 10' IN-Rec Shade	EA	\$ 3,629.00	3%	\$ 3,520.13
STI075	41	RD182010IN 10' IN-Rec Shade	EA	\$ 3,537.00	3%	\$ 3,430.89
STI076	41	RD182410IN 10' IN-Rec Shade	EA	\$ 3,718.00	3%	\$ 3,606.46
STI077	41	RD182810IN 10' IN-Rec Shade	EA	\$ 4,057.00	3%	\$ 3,935.29
STI078	41	RD183210IN 10' IN-Rec Shade	EA	\$ 4,709.00	3%	\$ 4,567.73
STI079	41	RD183610IN 10' IN-Rec Shade	EA	\$ 4,915.00	3%	\$ 4,767.55
STI080	41	RD202410IN 10' IN-Rec Shade	EA	\$ 3,894.00	3%	\$ 3,777.18
STI081	41	RD202610IN 10' IN-Rec Shade	EA	\$ 3,964.00	3%	\$ 3,845.08
STI082	41	RD203010IN 10' IN-Rec Shade	EA	\$ 4,625.00	3%	\$ 4,486.25
STI083	41	RD203410IN 10' IN-Rec Shade	EA	\$ 5,075.00	3%	\$ 4,922.75
STI084	41	RD203810IN 10' IN-Rec Shade	EA	\$ 5,225.00	3%	\$ 5,068.25
STI085	41	RD242610IN 10' IN-Rec Shade	EA	\$ 4,702.00	3%	\$ 4,560.94
STI086	41	RD243010IN 10' IN-Rec Shade	EA	\$ 4,947.00	3%	\$ 4,798.59
STI087	41	RD243410IN 10' IN-Rec Shade	EA	\$ 5,545.00	3%	\$ 5,378.65
STI088	41	RD243810IN 10' IN-Rec Shade	EA	\$ 6,055.00	3%	\$ 5,873.35
STI089	41	RD244010IN 10' IN-Rec Shade	EA	\$ 6,057.00	3%	\$ 5,875.29
STI090	41	RD283010IN 10' IN-Rec Shade	EA	\$ 5,724.00	3%	\$ 5,552.28
STI091	41	RD283410IN 10' IN-Rec Shade	EA	\$ 6,366.00	3%	\$ 6,175.02
STI092	41	RD283810IN 10' IN-Rec Shade	EA	\$ 6,435.00	3%	\$ 6,241.95
STI093	41	RD284210IN 10' IN-Rec Shade	EA	\$ 6,674.00	3%	\$ 6,473.78
STI094	41	RD101212IN 12' IN-Rec Shade	EA	\$ 2,602.00	3%	\$ 2,523.94
STI095	41	RD101512IN 12' IN-Rec Shade	EA	\$ 2,690.00	3%	\$ 2,609.30
STI096	41	RD101812IN 12' IN-Rec Shade	EA	\$ 2,780.00	3%	\$ 2,696.60
STI097	41	RD102012IN 12' IN-Rec Shade	EA	\$ 3,095.00	3%	\$ 3,002.15
STI098	41	RD131512IN 12' IN-Rec Shade	EA	\$ 2,749.00	3%	\$ 2,666.53
STI099	41	RD132012IN 12' IN-Rec Shade	EA	\$ 3,160.00	3%	\$ 3,065.20
STI100	41	RD152212IN 12' IN-Rec Shade	EA	\$ 3,740.00	3%	\$ 3,627.80
STI101	41	RD152512IN 12' IN-Rec Shade	EA	\$ 3,838.00	3%	\$ 3,722.86
STI102	41	RD182012IN 12' IN-Rec Shade	EA	\$ 3,745.00	3%	\$ 3,632.65
STI103	41	RD182412IN 12' IN-Rec Shade	EA	\$ 3,928.00	3%	\$ 3,810.16
STI104	41	RD182812IN 12' IN-Rec Shade	EA	\$ 4,265.00	3%	\$ 4,137.05

U.S. COMMUNITIES PRICE LIST 1805 SHADE STRUCTURES

Part No.	Part Group	Item Description	Unit	Commercial Price	USC Disc't	USC Net Price
STI105	41	RD183212IN 12' IN-Rec Shade	EA	\$ 5,441.00	3%	\$ 5,277.77
STI106	41	RD183612IN 12' IN-Rec Shade	EA	\$ 5,646.00	3%	\$ 5,476.62
STI107	41	RD202412IN 12' IN-Rec Shade	EA	\$ 4,101.00	3%	\$ 3,977.97
STI108	41	RD202612IN 12' IN-Rec Shade	EA	\$ 4,171.00	3%	\$ 4,045.87
STI109	41	RD203012IN 12' IN-Rec Shade	EA	\$ 5,357.00	3%	\$ 5,196.29
STI110	41	RD203412IN 12' IN-Rec Shade	EA	\$ 5,809.00	3%	\$ 5,634.73
STI111	41	RD203812IN 12' IN-Rec Shade	EA	\$ 5,955.00	3%	\$ 5,776.35
STI112	41	RD242612IN 12' IN-Rec Shade	EA	\$ 5,432.00	3%	\$ 5,269.04
STI113	41	RD243012IN 12' IN-Rec Shade	EA	\$ 5,679.00	3%	\$ 5,508.63
STI114	41	RD243412IN 12' IN-Rec Shade	EA	\$ 6,854.00	3%	\$ 6,648.38
STI115	41	RD243812IN 12' IN-Rec Shade	EA	\$ 7,365.00	3%	\$ 7,144.05
STI116	41	RD244012IN 12' IN-Rec Shade	EA	\$ 7,351.00	3%	\$ 7,130.47
STI117	41	RD283012IN 12' IN-Rec Shade	EA	\$ 7,033.00	3%	\$ 6,822.01
STI118	41	RD283412IN 12' IN-Rec Shade	EA	\$ 7,675.00	3%	\$ 7,444.75
STI119	41	RD283812IN 12' IN-Rec Shade	EA	\$ 7,743.00	3%	\$ 7,510.71
STI120	41	RD284212IN 12' IN-Rec Shade	EA	\$ 7,904.00	3%	\$ 7,666.88
STI121	41	SU101008IN 8' IN-SU Shade	EA	\$ 1,904.00	3%	\$ 1,846.88
STI122	41	SU121208IN 8' IN-SU Shade	EA	\$ 2,087.00	3%	\$ 2,024.39
STI123	41	SU141408IN 8' IN-SU Shade	EA	\$ 2,335.00	3%	\$ 2,264.95
STI124	41	SU161608IN 8' IN-SU Shade	EA	\$ 2,817.00	3%	\$ 2,732.49
STI125	41	SU181808IN 8' IN-SU Shade	EA	\$ 3,015.00	3%	\$ 2,924.55
STI126	41	SU202008IN 8' IN-SU Shade	EA	\$ 3,579.00	3%	\$ 3,471.63
STI127	41	SU222208IN 8' IN-SU Shade	EA	\$ 4,526.00	3%	\$ 4,390.22
STI128	41	SU242408IN 8' IN-SU Shade	EA	\$ 5,455.00	3%	\$ 5,291.35
STI129	41	SU101010IN 10' IN-SU Shade	EA	\$ 2,073.00	3%	\$ 2,010.81
STI130	41	SU121210IN 10' IN-SU Shade	EA	\$ 2,106.00	3%	\$ 2,042.82
STI131	41	SU141410IN 10' IN-SU Shade	EA	\$ 2,426.00	3%	\$ 2,353.22
STI132	41	SU161610IN 10' IN-SU Shade	EA	\$ 2,880.00	3%	\$ 2,793.60
STI133	41	SU181810IN 10' IN-SU Shade	EA	\$ 3,075.00	3%	\$ 2,982.75
STI134	41	SU202010IN 10' IN-SU Shade	EA	\$ 3,641.00	3%	\$ 3,531.77
STI135	41	SU222210IN 10' IN-SU Shade	EA	\$ 4,642.00	3%	\$ 4,502.74
STI136	41	SU242410IN 10' IN-SU Shade	EA	\$ 5,549.00	3%	\$ 5,382.53
STI137	41	HD202008IN 8' IN-Hex Shade	EA	\$ 3,679.00	3%	\$ 3,568.63
STI138	41	HD242408IN 8' IN-Hex Shade	EA	\$ 4,873.00	3%	\$ 4,726.81
STI139	41	HD262608IN 8' IN-Hex Shade	EA	\$ 5,196.00	3%	\$ 5,040.12
STI140	41	HD282808IN 8' IN-Hex Shade	EA	\$ 5,884.00	3%	\$ 5,707.48
STI141	41	HD303008IN 8' IN-Hex Shade	EA	\$ 6,286.00	3%	\$ 6,097.42
STI142	41	HD343408IN 8' IN-Hex Shade	EA	\$ 6,705.00	3%	\$ 6,503.85
STI143	41	HD383808IN 8' IN-Hex Shade	EA	\$ 8,136.00	3%	\$ 7,891.92
STI144	41	HD404008IN 8' IN-Hex Shade	EA	\$ 8,730.00	3%	\$ 8,468.10
STI145	41	HD202010IN 10' IN-Hex Shade	EA	\$ 4,313.00	3%	\$ 4,183.61
STI146	41	HD242410IN 10' IN-Hex Shade	EA	\$ 5,762.00	3%	\$ 5,589.14
STI147	41	HD262610IN 10' IN-Hex Shade	EA	\$ 6,087.00	3%	\$ 5,904.39
STI148	41	HD282810IN 10' IN-Hex Shade	EA	\$ 6,336.00	3%	\$ 6,145.92

U.S. COMMUNITIES PRICE LIST 1805 SHADE STRUCTURES

Part No.	Part Group	Item Description	Unit	Commercial Price	USC Disc't	USC Net Price
STI149	41	HD303010IN 10' IN-Hex Shade	EA	\$ 6,738.00	3%	\$ 6,535.86
STI150	41	HD343410IN 10' IN-Hex Shade	EA	\$ 7,857.00	3%	\$ 7,621.29
STI151	41	HD383810IN 10' IN-Hex Shade	EA	\$ 8,610.00	3%	\$ 8,351.70
STI152	41	HD404010IN 10' IN-Hex Shade	EA	\$ 9,204.00	3%	\$ 8,927.88
STI153	41	HD202012IN 12' IN-Hex Shade	EA	\$ 4,541.00	3%	\$ 4,404.77
STI154	41	HD242412IN 12' IN-Hex Shade	EA	\$ 6,073.00	3%	\$ 5,890.81
STI155	41	HD262612IN 12' IN-Hex Shade	EA	\$ 6,397.00	3%	\$ 6,205.09
STI156	41	HD282812IN 12' IN-Hex Shade	EA	\$ 7,516.00	3%	\$ 7,290.52
STI157	41	HD303012IN 12' IN-Hex Shade	EA	\$ 7,916.00	3%	\$ 7,678.52
STI158	41	HD343412IN 12' IN-Hex Shade	EA	\$ 9,827.00	3%	\$ 9,532.19
STI159	41	HD383812IN 12' IN-Hex Shade	EA	\$ 10,581.00	3%	\$ 10,263.57
STI160	41	HD404012IN 12' IN-Hex Shade	EA	\$ 11,176.00	3%	\$ 10,840.72
STI161	41	HU101008IN 8' IN-H1U Shade	EA	\$ 1,833.00	3%	\$ 1,778.01
STI162	41	HU121208IN 8' IN-H1U Shade	EA	\$ 2,059.00	3%	\$ 1,997.23
STI163	41	HU141408IN 8' IN-H1U Shade	EA	\$ 2,175.00	3%	\$ 2,109.75
STI164	41	HU161608IN 8' IN-H1U Shade	EA	\$ 2,333.00	3%	\$ 2,263.01
STI165	41	HU181808IN 8' IN-H1U Shade	EA	\$ 2,989.00	3%	\$ 2,899.33
STI166	41	HU202008IN 8' IN-H1U Shade	EA	\$ 3,785.00	3%	\$ 3,671.45
STI167	41	HU222208IN 8' IN-H1U Shade	EA	\$ 4,200.00	3%	\$ 4,074.00
STI168	41	HU242408IN 8' IN-H1U Shade	EA	\$ 4,516.00	3%	\$ 4,380.52
STI169	41	HU252508IN 8' IN-H1U Shade	EA	\$ 5,317.00	3%	\$ 5,157.49
STI170	41	HU272708IN 8' IN-H1U Shade	EA	\$ 5,662.00	3%	\$ 5,492.14
STI171	41	HU101010IN 10' IN-H1U Shade	EA	\$ 1,935.00	3%	\$ 1,876.95
STI172	41	HU121210IN 10' IN-H1U Shade	EA	\$ 2,088.00	3%	\$ 2,025.36
STI173	41	HU141410IN 10' IN-H1U Shade	EA	\$ 2,292.00	3%	\$ 2,223.24
STI174	41	HU161610IN 10' IN-H1U Shade	EA	\$ 2,502.00	3%	\$ 2,426.94
STI175	41	HU181810IN 10' IN-H1U Shade	EA	\$ 3,040.00	3%	\$ 2,948.80
STI176	41	HU202010IN 10' IN-H1U Shade	EA	\$ 4,092.00	3%	\$ 3,969.24
STI177	41	HU222210IN 10' IN-H1U Shade	EA	\$ 4,294.00	3%	\$ 4,165.18
STI178	41	HU242410IN 10' IN-H1U Shade	EA	\$ 4,633.00	3%	\$ 4,494.01
STI179	41	HU252510IN 10' IN-H1U Shade	EA	\$ 5,747.00	3%	\$ 5,574.59
STI180	41	HU272710IN 10' IN-H1U Shade	EA	\$ 5,757.00	3%	\$ 5,584.29
STI181	41	RU161208IN 8' IN-R2U Shade	EA	\$ 2,452.00	3%	\$ 2,378.44
STI182	41	RU181208IN 8' IN-R2U Shade	EA	\$ 2,936.00	3%	\$ 2,847.92
STI183	41	RU201008IN 8' IN-R2U Shade	EA	\$ 2,960.00	3%	\$ 2,871.20
STI184	41	RU201208IN 8' IN-R2U Shade	EA	\$ 2,967.00	3%	\$ 2,877.99
STI185	41	RU201408IN 8' IN-R2U Shade	EA	\$ 3,042.00	3%	\$ 2,950.74
STI186	41	RU241408IN 8' IN-R2U Shade	EA	\$ 3,317.00	3%	\$ 3,217.49
STI187	41	RU161210IN 10' IN-R2U Shade	EA	\$ 2,720.00	3%	\$ 2,638.40
STI188	41	RU181210IN 10' IN-R2U Shade	EA	\$ 3,021.00	3%	\$ 2,930.37
STI189	41	RU201010IN 10' IN-R2U Shade	EA	\$ 3,059.00	3%	\$ 2,967.23
STI190	41	RU201210IN 10' IN-R2U Shade	EA	\$ 3,283.00	3%	\$ 3,184.51
STI191	41	RU201410IN 10' IN-R2U Shade	EA	\$ 3,355.00	3%	\$ 3,254.35
STI192	41	RU241410IN 10' IN-R2U Shade	EA	\$ 3,415.00	3%	\$ 3,312.55

U.S. COMMUNITIES PRICE LIST 1805 SHADE STRUCTURES

Part No.	Part Group	Item Description	Unit	Commercial Price	USC Disc't	USC Net Price
STI193	41	CU080808IN 8' IN-CTU Shade	EA	\$ 2,208.00	3%	\$ 2,141.76
STI194	41	CU101008IN 8' IN-CTU Shade	EA	\$ 2,312.00	3%	\$ 2,242.64
STI195	41	CU121208IN 8' IN-CTU Shade	EA	\$ 2,503.00	3%	\$ 2,427.91
STI196	41	CU141408IN 8' IN-CTU Shade	EA	\$ 2,743.00	3%	\$ 2,660.71
STI197	41	CU151508IN 8' IN-CTU Shade	EA	\$ 2,884.00	3%	\$ 2,797.48
STI198	41	CU161608IN 8' IN-CTU Shade	EA	\$ 2,890.00	3%	\$ 2,803.30
STI199	41	CU181808IN 8' IN-CTU Shade	EA	\$ 3,354.00	3%	\$ 3,253.38
STI200	41	CU202008IN 8' IN-CTU Shade	EA	\$ 3,707.00	3%	\$ 3,595.79
STI201	41	CU080810IN 10' IN-CTU Shade	EA	\$ 2,231.00	3%	\$ 2,164.07
STI202	41	CU101010IN 10' IN-CTU Shade	EA	\$ 2,345.00	3%	\$ 2,274.65
STI203	41	CU121210IN 10' IN-CTU Shade	EA	\$ 2,545.00	3%	\$ 2,468.65
STI204	41	CU141410IN 10' IN-CTU Shade	EA	\$ 2,794.00	3%	\$ 2,710.18
STI205	41	CU151510IN 10' IN-CTU Shade	EA	\$ 2,931.00	3%	\$ 2,843.07
STI206	41	CU161610IN 10' IN-CTU Shade	EA	\$ 3,050.00	3%	\$ 2,958.50
STI207	41	CU181810IN 10' IN-CTU Shade	EA	\$ 3,435.00	3%	\$ 3,331.95
STI208	41	CU202010IN 10' IN-CTU Shade	EA	\$ 3,819.00	3%	\$ 3,704.43
STI209	41	CU080812IN 12' IN-CTU Shade	EA	\$ 2,335.00	3%	\$ 2,264.95
STI210	41	CU101012IN 12' IN-CTU Shade	EA	\$ 2,452.00	3%	\$ 2,378.44
STI211	41	CU121212IN 12' IN-CTU Shade	EA	\$ 2,644.00	3%	\$ 2,564.68
STI212	41	CU141412IN 12' IN-CTU Shade	EA	\$ 2,846.00	3%	\$ 2,760.62
STI213	41	CU151512IN 12' IN-CTU Shade	EA	\$ 3,108.00	3%	\$ 3,014.76
STI214	41	CU161612IN 12' IN-CTU Shade	EA	\$ 3,113.00	3%	\$ 3,019.61
STI215	41	CU181812IN 12' IN-CTU Shade	EA	\$ 3,517.00	3%	\$ 3,411.49
STI216	41	CU202012IN 12' IN-CTU Shade	EA	\$ 3,933.00	3%	\$ 3,815.01
STI217	41	RC201809IN 9' IN-CT Shade	EA	\$ 4,996.00	3%	\$ 4,846.12
STI218	41	RC271809IN 9' IN-CT Shade	EA	\$ 5,336.00	3%	\$ 5,175.92
STI219	41	RC201810IN 10' IN-CT Shade	EA	\$ 5,336.00	3%	\$ 5,175.92
STI220	41	RC271810IN 10' IN-CT Shade	EA	\$ 5,461.00	3%	\$ 5,297.17
STI221	41	SQ101008IG QuadSailShd/10x10/8'hgt Shade	EA	\$ 2,959.00	3%	\$ 2,870.23
STI222	41	SQ202008IG QuadSailShd/20x20/8'hgt Shade	EA	\$ 6,546.00	3%	\$ 6,349.62
STI223	41	SQ303008IG QuadSailShd/30x30/8'hgt Shade	EA	\$ 11,123.00	3%	\$ 10,789.31
STI224	41	SandDollarSail Shade/20/8' height Shade	EA	\$ 8,372.00	3%	\$ 8,120.84
STI225	41	SandDollarSail Shade/36/8' height Shade	EA	\$ 13,270.00	3%	\$ 12,871.90
STI226	41	Hanging Cantilever Shd/20x10/8' hgt Shade	EA	\$ 2,685.00	3%	\$ 2,604.45
STI227	41	Hanging Cantilever Shd/20x12/8' hgt Shade	EA	\$ 3,074.00	3%	\$ 2,981.78
STI228	41	Hanging Cantilever Shd/24x14/8' hgt Shade	EA	\$ 3,760.00	3%	\$ 3,647.20
STI229	41	C30S Square Cabana Shade	EA	\$ 4,557.00	3%	\$ 4,420.29
STI230	41	C35S Square Cabana Shade	EA	\$ 4,679.00	3%	\$ 4,538.63
STI231	41	C40S Square Cabana Shade	EA	\$ 4,802.00	3%	\$ 4,657.94
STI232	41	V30S Square Umbrella Shade	EA	\$ 5,827.00	3%	\$ 5,652.19
STI233	41	V35S Square Umbrella Shade	EA	\$ 5,948.00	3%	\$ 5,769.56
STI234	41	V40S Square Umbrella Shade	EA	\$ 6,239.00	3%	\$ 6,051.83
STI235	41	V50S Square Umbrella Shade	EA	\$ 6,706.00	3%	\$ 6,504.82
STI236	41	V43R Rectangle Umbrella Shade	EA	\$ 6,539.00	3%	\$ 6,342.83

U.S. COMMUNITIES PRICE LIST 1805 SHADE STRUCTURES

Part No.	Part Group	Item Description	Unit	Commercial Price	USC Disc't	USC Net Price
STI237	41	V44H Hexagon Umbrella Shade	EA	\$ 6,293.00	3%	\$ 6,104.21
STI238	41	V50H Hexagon Umbrella Shade	EA	\$ 6,368.00	3%	\$ 6,176.96
STI239	41	V56H Hexagon Umbrella Shade	EA	\$ 6,399.00	3%	\$ 6,207.03
STI240	41	S30S Square Umbrella Shade	EA	\$ 4,959.00	3%	\$ 4,810.23
STI241	41	S35S Square Umbrella Shade	EA	\$ 5,062.00	3%	\$ 4,910.14
STI242	41	S40S Square Umbrella Shade	EA	\$ 5,366.00	3%	\$ 5,205.02
STI243	41	S43R Rectangle Umbrella Shade	EA	\$ 5,597.00	3%	\$ 5,429.09
STI244	41	S44H Hexagon Umbrella Shade	EA	\$ 5,623.00	3%	\$ 5,454.31
STI245	41	S50H Hexagon Umbrella Shade	EA	\$ 5,779.00	3%	\$ 5,605.63
STI246	41	S56H Hexagon Umbrella Shade	EA	\$ 5,923.00	3%	\$ 5,745.31
STI247	41	H30S Square Umbrella Shade	EA	\$ 3,663.00	3%	\$ 3,553.11
STI248	41	H35S Square Umbrella Shade	EA	\$ 3,792.00	3%	\$ 3,678.24
STI249	41	H40S Square Umbrella Shade	EA	\$ 4,068.00	3%	\$ 3,945.96
STI250	41	H43R Rectangle Umbrella Shade	EA	\$ 4,217.00	3%	\$ 4,090.49
STI251	41	H44H Hexagon Umbrella Shade	EA	\$ 4,234.00	3%	\$ 4,106.98
STI252	41	H50H Hexagon Umbrella Shade	EA	\$ 4,390.00	3%	\$ 4,258.30
STI253	41	H56H Hexagon Umbrella Shade	EA	\$ 4,546.00	3%	\$ 4,409.62
STI254	41	SQ101008IG Quad Sail	EA	\$ 3,422.00	3%	\$ 3,319.34
STI255	41	SQ202008IG Quad Sail	EA	\$ 7,005.00	3%	\$ 6,794.85
STI256	41	SQ303008IG Quad Sail	EA	\$ 11,902.00	3%	\$ 11,544.94
STI257	41	HS202008IG Sand Dollar	EA	\$ 8,958.00	3%	\$ 8,689.26
STI258	41	HS363608IG Sand Dollar	EA	\$ 14,200.00	3%	\$ 13,774.00
STI259	41	HC201008IG Hanging Cant	EA	\$ 3,712.00	3%	\$ 3,600.64
STI260	41	HC201208IG Hanging Cant	EA	\$ 4,145.00	3%	\$ 4,020.65
STI261	41	HC241408IG Hanging Cant	EA	\$ 5,161.00	3%	\$ 5,006.17
STM001	41	SD101008SN 8' SM-Sq Shade	EA	\$ 2,319.00	3%	\$ 2,249.43
STM002	41	SD121208SN 8' SM-Sq Shade	EA	\$ 2,425.00	3%	\$ 2,352.25
STM003	41	SD141408SN 8' SM-Sq Shade	EA	\$ 2,530.00	3%	\$ 2,454.10
STM004	41	SD161608SN 8' SM-Sq Shade	EA	\$ 2,897.00	3%	\$ 2,810.09
STM005	41	SD181808SN 8' SM-Sq Shade	EA	\$ 3,127.00	3%	\$ 3,033.19
STM006	41	SD202008SN 8' SM-Sq Shade	EA	\$ 3,404.00	3%	\$ 3,301.88
STM007	41	SD222208SN 8' SM-Sq Shade	EA	\$ 3,522.00	3%	\$ 3,416.34
STM008	41	SD242408SN 8' SM-Sq Shade	EA	\$ 4,558.00	3%	\$ 4,421.26
STM009	41	SD262608SN 8' SM-Sq Shade	EA	\$ 5,014.00	3%	\$ 4,863.58
STM010	41	SD282808SN 8' SM-Sq Shade	EA	\$ 5,152.00	3%	\$ 4,997.44
STM011	41	SD303008SN 8' SM-Sq Shade	EA	\$ 5,606.00	3%	\$ 5,437.82
STM012	41	SD343408SN 8' SM-Sq Shade	EA	\$ 7,596.00	3%	\$ 7,368.12
STM013	41	SD363608SN 8' SM-Sq Shade	EA	\$ 7,938.00	3%	\$ 7,699.86
STM014	41	SD383808SN 8' SM-Sq Shade	EA	\$ 9,413.00	3%	\$ 9,130.61
STM015	41	SD101010SN 10' SM-Sq Shade	EA	\$ 2,611.00	3%	\$ 2,532.67
STM016	41	SD121210SN 10' SM-Sq Shade	EA	\$ 2,718.00	3%	\$ 2,636.46
STM017	41	SD141410SN 10' SM-Sq Shade	EA	\$ 2,823.00	3%	\$ 2,738.31
STM018	41	SD161610SN 10' SM-Sq Shade	EA	\$ 3,191.00	3%	\$ 3,095.27
STM019	41	SD181810SN 10' SM-Sq Shade	EA	\$ 3,740.00	3%	\$ 3,627.80

U.S. COMMUNITIES PRICE LIST 1805 SHADE STRUCTURES

Part No.	Part Group	Item Description	Unit	Commercial Price	USC Disc't	USC Net Price
STM020	41	SD202010SN 10' SM-Sq Shade	EA	\$ 4,015.00	3%	\$ 3,894.55
STM021	41	SD222210SN 10' SM-Sq Shade	EA	\$ 4,131.00	3%	\$ 4,007.07
STM022	41	SD242410SN 10' SM-Sq Shade	EA	\$ 4,899.00	3%	\$ 4,752.03
STM023	41	SD262610SN 10' SM-Sq Shade	EA	\$ 5,352.00	3%	\$ 5,191.44
STM024	41	SD282810SN 10' SM-Sq Shade	EA	\$ 5,493.00	3%	\$ 5,328.21
STM025	41	SD303010SN 10' SM-Sq Shade	EA	\$ 6,534.00	3%	\$ 6,337.98
STM026	41	SD343410SN 10' SM-Sq Shade	EA	\$ 7,923.00	3%	\$ 7,685.31
STM027	41	SD363610SN 10' SM-Sq Shade	EA	\$ 9,696.00	3%	\$ 9,405.12
STM028	41	SD383810SN 10' SM-Sq Shade	EA	\$ 9,876.00	3%	\$ 9,579.72
STM029	41	SD161612SN 12' SM-Sq Shade	EA	\$ 3,350.00	3%	\$ 3,249.50
STM030	41	SD181812SN 12' SM-Sq Shade	EA	\$ 3,953.00	3%	\$ 3,834.41
STM031	41	SD202012SN 12' SM-Sq Shade	EA	\$ 4,229.00	3%	\$ 4,102.13
STM032	41	SD222212SN 12' SM-Sq Shade	EA	\$ 4,347.00	3%	\$ 4,216.59
STM033	41	SD242412SN 12' SM-Sq Shade	EA	\$ 5,843.00	3%	\$ 5,667.71
STM034	41	SD262612SN 12' SM-Sq Shade	EA	\$ 6,297.00	3%	\$ 6,108.09
STM035	41	SD282812SN 12' SM-Sq Shade	EA	\$ 6,436.00	3%	\$ 6,242.92
STM036	41	SD303012SN 12' SM-Sq Shade	EA	\$ 8,387.00	3%	\$ 8,135.39
STM037	41	SD343412SN 12' SM-Sq Shade	EA	\$ 9,898.00	3%	\$ 9,601.06
STM038	41	SD363612SN 12' SM-Sq Shade	EA	\$ 10,240.00	3%	\$ 9,932.80
STM039	41	SD383812SN 12' SM-Sq Shade	EA	\$ 11,019.00	3%	\$ 10,688.43
STM040	41	RD101208SN 8' SM-Rec Shade	EA	\$ 2,384.00	3%	\$ 2,312.48
STM041	41	RD101508SN 8' SM-Rec Shade	EA	\$ 2,476.00	3%	\$ 2,401.72
STM042	41	RD101808SN 8' SM-Rec Shade	EA	\$ 2,567.00	3%	\$ 2,489.99
STM043	41	RD102008SN 8' SM-Rec Shade	EA	\$ 2,893.00	3%	\$ 2,806.21
STM044	41	RD131508SN 8' SM-Rec Shade	EA	\$ 2,538.00	3%	\$ 2,461.86
STM045	41	RD132008SN 8' SM-Rec Shade	EA	\$ 2,961.00	3%	\$ 2,872.17
STM046	41	RD152208SN 8' SM-Rec Shade	EA	\$ 3,183.00	3%	\$ 3,087.51
STM047	41	RD152508SN 8' SM-Rec Shade	EA	\$ 3,285.00	3%	\$ 3,186.45
STM048	41	RD182008SN 8' SM-Rec Shade	EA	\$ 3,191.00	3%	\$ 3,095.27
STM049	41	RD182408SN 8' SM-Rec Shade	EA	\$ 3,380.00	3%	\$ 3,278.60
STM050	41	RD182808SN 8' SM-Rec Shade	EA	\$ 3,727.00	3%	\$ 3,615.19
STM051	41	RD183208SN 8' SM-Rec Shade	EA	\$ 4,645.00	3%	\$ 4,505.65
STM052	41	RD183608SN 8' SM-Rec Shade	EA	\$ 4,859.00	3%	\$ 4,713.23
STM053	41	RD202408SN 8' SM-Rec Shade	EA	\$ 3,558.00	3%	\$ 3,451.26
STM054	41	RD202608SN 8' SM-Rec Shade	EA	\$ 3,629.00	3%	\$ 3,520.13
STM055	41	RD203008SN 8' SM-Rec Shade	EA	\$ 4,559.00	3%	\$ 4,422.23
STM056	41	RD203408SN 8' SM-Rec Shade	EA	\$ 5,024.00	3%	\$ 4,873.28
STM057	41	RD203808SN 8' SM-Rec Shade	EA	\$ 5,176.00	3%	\$ 5,020.72
STM058	41	RD242608SN 8' SM-Rec Shade	EA	\$ 4,638.00	3%	\$ 4,498.86
STM059	41	RD243008SN 8' SM-Rec Shade	EA	\$ 4,892.00	3%	\$ 4,745.24
STM060	41	RD243408SN 8' SM-Rec Shade	EA	\$ 5,113.00	3%	\$ 4,959.61
STM061	41	RD243808SN 8' SM-Rec Shade	EA	\$ 5,640.00	3%	\$ 5,470.80
STM062	41	RD244008SN 8' SM-Rec Shade	EA	\$ 5,724.00	3%	\$ 5,552.28
STM063	41	RD283008SN 8' SM-Rec Shade	EA	\$ 5,297.00	3%	\$ 5,138.09

U.S. COMMUNITIES PRICE LIST 1805 SHADE STRUCTURES

Part No.	Part Group	Item Description	Unit	Commercial Price	USC Disc't	USC Net Price
STM064	41	RD283408SN 8' SM-Rec Shade	EA	\$ 5,949.00	3%	\$ 5,770.53
STM065	41	RD283808SN 8' SM-Rec Shade	EA	\$ 6,619.00	3%	\$ 6,420.43
STM066	41	RD284208SN 8' SM-Rec Shade	EA	\$ 6,785.00	3%	\$ 6,581.45
STM067	41	RD101210SN 10' SM-Rec Shade	EA	\$ 2,679.00	3%	\$ 2,598.63
STM068	41	RD101510SN 10' SM-Rec Shade	EA	\$ 2,770.00	3%	\$ 2,686.90
STM069	41	RD101810SN 10' SM-Rec Shade	EA	\$ 2,863.00	3%	\$ 2,777.11
STM070	41	RD102010SN 10' SM-Rec Shade	EA	\$ 3,188.00	3%	\$ 3,092.36
STM071	41	RD131510SN 10' SM-Rec Shade	EA	\$ 2,832.00	3%	\$ 2,747.04
STM072	41	RD132010SN 10' SM-Rec Shade	EA	\$ 3,256.00	3%	\$ 3,158.32
STM073	41	RD152210SN 10' SM-Rec Shade	EA	\$ 3,796.00	3%	\$ 3,682.12
STM074	41	RD152510SN 10' SM-Rec Shade	EA	\$ 3,898.00	3%	\$ 3,781.06
STM075	41	RD182010SN 10' SM-Rec Shade	EA	\$ 3,803.00	3%	\$ 3,688.91
STM076	41	RD182410SN 10' SM-Rec Shade	EA	\$ 3,990.00	3%	\$ 3,870.30
STM077	41	RD182810SN 10' SM-Rec Shade	EA	\$ 4,336.00	3%	\$ 4,205.92
STM078	41	RD183210SN 10' SM-Rec Shade	EA	\$ 4,987.00	3%	\$ 4,837.39
STM079	41	RD183610SN 10' SM-Rec Shade	EA	\$ 5,199.00	3%	\$ 5,043.03
STM080	41	RD202410SN 10' SM-Rec Shade	EA	\$ 4,170.00	3%	\$ 4,044.90
STM081	41	RD202610SN 10' SM-Rec Shade	EA	\$ 4,241.00	3%	\$ 4,113.77
STM082	41	RD203010SN 10' SM-Rec Shade	EA	\$ 4,900.00	3%	\$ 4,753.00
STM083	41	RD203410SN 10' SM-Rec Shade	EA	\$ 5,366.00	3%	\$ 5,205.02
STM084	41	RD203810SN 10' SM-Rec Shade	EA	\$ 5,518.00	3%	\$ 5,352.46
STM085	41	RD242610SN 10' SM-Rec Shade	EA	\$ 4,980.00	3%	\$ 4,830.60
STM086	41	RD243010SN 10' SM-Rec Shade	EA	\$ 5,232.00	3%	\$ 5,075.04
STM087	41	RD243410SN 10' SM-Rec Shade	EA	\$ 6,040.00	3%	\$ 5,858.80
STM088	41	RD243810SN 10' SM-Rec Shade	EA	\$ 6,566.00	3%	\$ 6,369.02
STM089	41	RD244010SN 10' SM-Rec Shade	EA	\$ 6,567.00	3%	\$ 6,369.99
STM090	41	RD283010SN 10' SM-Rec Shade	EA	\$ 6,224.00	3%	\$ 6,037.28
STM091	41	RD283410SN 10' SM-Rec Shade	EA	\$ 6,875.00	3%	\$ 6,668.75
STM092	41	RD283810SN 10' SM-Rec Shade	EA	\$ 6,946.00	3%	\$ 6,737.62
STM093	41	RD284210SN 10' SM-Rec Shade	EA	\$ 7,191.00	3%	\$ 6,975.27
STM094	41	RD101212SN 12' SM-Rec Shade	EA	\$ 2,838.00	3%	\$ 2,752.86
STM095	41	RD101512SN 12' SM-Rec Shade	EA	\$ 2,930.00	3%	\$ 2,842.10
STM096	41	RD101812SN 12' SM-Rec Shade	EA	\$ 3,021.00	3%	\$ 2,930.37
STM097	41	RD102012SN 12' SM-Rec Shade	EA	\$ 3,347.00	3%	\$ 3,246.59
STM098	41	RD131512SN 12' SM-Rec Shade	EA	\$ 2,990.00	3%	\$ 2,900.30
STM099	41	RD132012SN 12' SM-Rec Shade	EA	\$ 3,412.00	3%	\$ 3,309.64
STM100	41	RD152212SN 12' SM-Rec Shade	EA	\$ 4,011.00	3%	\$ 3,890.67
STM101	41	RD152512SN 12' SM-Rec Shade	EA	\$ 4,111.00	3%	\$ 3,987.67
STM102	41	RD182012SN 12' SM-Rec Shade	EA	\$ 4,016.00	3%	\$ 3,895.52
STM103	41	RD182412SN 12' SM-Rec Shade	EA	\$ 4,204.00	3%	\$ 4,077.88
STM104	41	RD182812SN 12' SM-Rec Shade	EA	\$ 4,551.00	3%	\$ 4,414.47
STM105	41	RD183212SN 12' SM-Rec Shade	EA	\$ 5,933.00	3%	\$ 5,755.01
STM106	41	RD183612SN 12' SM-Rec Shade	EA	\$ 6,145.00	3%	\$ 5,960.65
STM107	41	RD202412SN 12' SM-Rec Shade	EA	\$ 4,381.00	3%	\$ 4,249.57

U.S. COMMUNITIES PRICE LIST 1805 SHADE STRUCTURES

Part No.	Part Group	Item Description	Unit	Commercial Price	USC Disc't	USC Net Price
STM108	41	RD202612SN 12' SM-Rec Shade	EA	\$ 4,454.00	3%	\$ 4,320.38
STM109	41	RD203012SN 12' SM-Rec Shade	EA	\$ 5,845.00	3%	\$ 5,669.65
STM110	41	RD203412SN 12' SM-Rec Shade	EA	\$ 6,310.00	3%	\$ 6,120.70
STM111	41	RD203812SN 12' SM-Rec Shade	EA	\$ 6,463.00	3%	\$ 6,269.11
STM112	41	RD242612SN 12' SM-Rec Shade	EA	\$ 5,925.00	3%	\$ 5,747.25
STM113	41	RD243012SN 12' SM-Rec Shade	EA	\$ 6,177.00	3%	\$ 5,991.69
STM114	41	RD243412SN 12' SM-Rec Shade	EA	\$ 7,895.00	3%	\$ 7,658.15
STM115	41	RD243812SN 12' SM-Rec Shade	EA	\$ 8,422.00	3%	\$ 8,169.34
STM116	41	RD244012SN 12' SM-Rec Shade	EA	\$ 8,407.00	3%	\$ 8,154.79
STM117	41	RD283012SN 12' SM-Rec Shade	EA	\$ 8,078.00	3%	\$ 7,835.66
STM118	41	RD283412SN 12' SM-Rec Shade	EA	\$ 8,730.00	3%	\$ 8,468.10
STM119	41	RD283812SN 12' SM-Rec Shade	EA	\$ 8,801.00	3%	\$ 8,536.97
STM120	41	RD284212SN 12' SM-Rec Shade	EA	\$ 8,964.00	3%	\$ 8,695.08
STM121	41	SU101008SN 8' SM-SU Shade	EA	\$ 2,002.00	3%	\$ 1,941.94
STM122	41	SU121208SN 8' SM-SU Shade	EA	\$ 2,189.00	3%	\$ 2,123.33
STM123	41	SU141408SN 8' SM-SU Shade	EA	\$ 2,444.00	3%	\$ 2,370.68
STM124	41	SU161608SN 8' SM-SU Shade	EA	\$ 2,936.00	3%	\$ 2,847.92
STM125	41	SU181808SN 8' SM-SU Shade	EA	\$ 3,188.00	3%	\$ 3,092.36
STM126	41	SU202008SN 8' SM-SU Shade	EA	\$ 3,769.00	3%	\$ 3,655.93
STM127	41	SU222208SN 8' SM-SU Shade	EA	\$ 4,870.00	3%	\$ 4,723.90
STM128	41	SU242408SN 8' SM-SU Shade	EA	\$ 5,827.00	3%	\$ 5,652.19
STM129	41	SU101010SN 10' SM-SU Shade	EA	\$ 2,175.00	3%	\$ 2,109.75
STM130	41	SU121210SN 10' SM-SU Shade	EA	\$ 2,209.00	3%	\$ 2,142.73
STM131	41	SU141410SN 10' SM-SU Shade	EA	\$ 2,539.00	3%	\$ 2,462.83
STM132	41	SU161610SN 10' SM-SU Shade	EA	\$ 2,999.00	3%	\$ 2,909.03
STM133	41	SU181810SN 10' SM-SU Shade	EA	\$ 3,248.00	3%	\$ 3,150.56
STM134	41	SU202010SN 10' SM-SU Shade	EA	\$ 3,832.00	3%	\$ 3,717.04
STM135	41	SU222210SN 10' SM-SU Shade	EA	\$ 4,991.00	3%	\$ 4,841.27
STM136	41	SU242410SN 10' SM-SU Shade	EA	\$ 5,922.00	3%	\$ 5,744.34
STM137	41	HD202008SN 8' SM-Hx Shade	EA	\$ 4,217.00	3%	\$ 4,090.49
STM138	41	HD242408SN 8' SM-Hx Shade	EA	\$ 5,257.00	3%	\$ 5,099.29
STM139	41	HD262608SN 8' SM-Hx Shade	EA	\$ 5,589.00	3%	\$ 5,421.33
STM140	41	HD282808SN 8' SM-Hx Shade	EA	\$ 6,297.00	3%	\$ 6,108.09
STM141	41	HD303008SN 8' SM-Hx Shade	EA	\$ 6,712.00	3%	\$ 6,510.64
STM142	41	HD343408SN 8' SM-Hx Shade	EA	\$ 7,143.00	3%	\$ 6,928.71
STM143	41	HD383808SN 8' SM-Hx Shade	EA	\$ 8,619.00	3%	\$ 8,360.43
STM144	41	HD404008SN 8' SM-Hx Shade	EA	\$ 9,198.00	3%	\$ 8,922.06
STM145	41	HD202010SN 10' SM-Hx Shade	EA	\$ 4,681.00	3%	\$ 4,540.57
STM146	41	HD242410SN 10' SM-Hx Shade	EA	\$ 6,173.00	3%	\$ 5,987.81
STM147	41	HD262610SN 10' SM-Hx Shade	EA	\$ 6,507.00	3%	\$ 6,311.79
STM148	41	HD282810SN 10' SM-Hx Shade	EA	\$ 6,763.00	3%	\$ 6,560.11
STM149	41	HD303010SN 10' SM-Hx Shade	EA	\$ 7,177.00	3%	\$ 6,961.69
STM150	41	HD343410SN 10' SM-Hx Shade	EA	\$ 8,300.00	3%	\$ 8,051.00
STM151	41	HD383810SN 10' SM-Hx Shade	EA	\$ 9,075.00	3%	\$ 8,802.75

U.S. COMMUNITIES PRICE LIST 1805 SHADE STRUCTURES

Part No.	Part Group	Item Description	Unit	Commercial Price	USC Disct	USC Net Price
STM152	41	HD404010SN 10' SM-Hx Shade	EA	\$ 9,971.00	3%	\$ 9,671.87
STM153	41	HD202012SN 12' SM-Hx Shade	EA	\$ 4,916.00	3%	\$ 4,768.52
STM154	41	HD242412SN 12' SM-Hx Shade	EA	\$ 6,492.00	3%	\$ 6,297.24
STM155	41	HD262612SN 12' SM-Hx Shade	EA	\$ 6,826.00	3%	\$ 6,621.22
STM156	41	HD282812SN 12' SM-Hx Shade	EA	\$ 7,980.00	3%	\$ 7,740.60
STM157	41	HD303012SN 12' SM-Hx Shade	EA	\$ 8,392.00	3%	\$ 8,140.24
STM158	41	HD343412SN 12' SM-Hx Shade	EA	\$ 10,615.00	3%	\$ 10,296.55
STM159	41	HD383812SN 12' SM-Hx Shade	EA	\$ 11,391.00	3%	\$ 11,049.27
STM160	41	HD404012SN 12' SM-Hx Shade	EA	\$ 12,763.00	3%	\$ 12,380.11
STM161	41	HU101008SN 8' SM-H1U Shade	EA	\$ 1,959.00	3%	\$ 1,900.23
STM162	41	HU121208SN 8' SM-H1U Shade	EA	\$ 2,160.00	3%	\$ 2,095.20
STM163	41	HU141408SN 8' SM-H1U Shade	EA	\$ 2,280.00	3%	\$ 2,211.60
STM164	41	HU161608SN 8' SM-H1U Shade	EA	\$ 2,442.00	3%	\$ 2,368.74
STM165	41	HU181808SN 8' SM-H1U Shade	EA	\$ 3,113.00	3%	\$ 3,019.61
STM166	41	HU202008SN 8' SM-H1U Shade	EA	\$ 3,980.00	3%	\$ 3,860.60
STM167	41	HU222208SN 8' SM-H1U Shade	EA	\$ 4,536.00	3%	\$ 4,399.92
STM168	41	HU242408SN 8' SM-H1U Shade	EA	\$ 4,861.00	3%	\$ 4,715.17
STM169	41	HU252508SN 8' SM-H1U Shade	EA	\$ 5,686.00	3%	\$ 5,515.42
STM170	41	HU272708SN 8' SM-H1U Shade	EA	\$ 6,090.00	3%	\$ 5,907.30
STM171	41	HU101010SN 10' SM-H1U Shade	EA	\$ 2,034.00	3%	\$ 1,972.98
STM172	41	HU121210SN 10' SM-H1U Shade	EA	\$ 2,190.00	3%	\$ 2,124.30
STM173	41	HU141410SN 10' SM-H1U Shade	EA	\$ 2,400.00	3%	\$ 2,328.00
STM174	41	HU161610SN 10' SM-H1U Shade	EA	\$ 2,609.00	3%	\$ 2,530.73
STM175	41	HU181810SN 10' SM-H1U Shade	EA	\$ 3,165.00	3%	\$ 3,070.05
STM176	41	HU202010SN 10' SM-H1U Shade	EA	\$ 4,423.00	3%	\$ 4,290.31
STM177	41	HU222210SN 10' SM-H1U Shade	EA	\$ 4,630.00	3%	\$ 4,491.10
STM178	41	HU242410SN 10' SM-H1U Shade	EA	\$ 4,981.00	3%	\$ 4,831.57
STM179	41	HU252510SN 10' SM-H1U Shade	EA	\$ 6,178.00	3%	\$ 5,992.66
STM180	41	HU272710SN 10' SM-H1U Shade	EA	\$ 6,184.00	3%	\$ 5,998.48
STM181	41	RU161208SN 8' SM-R2U Shade	EA	\$ 2,605.00	3%	\$ 2,526.85
STM182	41	RU181208SN 8' SM-R2U Shade	EA	\$ 3,102.00	3%	\$ 3,008.94
STM183	41	RU201008SN 8' SM-R2U Shade	EA	\$ 3,127.00	3%	\$ 3,033.19
STM184	41	RU201208SN 8' SM-R2U Shade	EA	\$ 3,136.00	3%	\$ 3,041.92
STM185	41	RU201408SN 8' SM-R2U Shade	EA	\$ 3,213.00	3%	\$ 3,116.61
STM186	41	RU241408SN 8' SM-R2U Shade	EA	\$ 3,497.00	3%	\$ 3,392.09
STM187	41	RU161210SN 10' SM-R2U Shade	EA	\$ 2,882.00	3%	\$ 2,795.54
STM188	41	RU181210SN 10' SM-R2U Shade	EA	\$ 3,191.00	3%	\$ 3,095.27
STM189	41	RU201010SN 10' SM-R2U Shade	EA	\$ 3,230.00	3%	\$ 3,133.10
STM190	41	RU201210SN 10' SM-R2U Shade	EA	\$ 3,452.00	3%	\$ 3,348.44
STM191	41	RU201410SN 10' SM-R2U Shade	EA	\$ 3,525.00	3%	\$ 3,419.25
STM192	41	RU241410SN 10' SM-R2U Shade	EA	\$ 3,588.00	3%	\$ 3,480.36
STM193	41	CU080808SN 8' SM-CTU Shade	EA	\$ 2,299.00	3%	\$ 2,230.03
STM194	41	CU101008SN 8' SM-CTU Shade	EA	\$ 2,644.00	3%	\$ 2,564.68
STM195	41	CU121208SN 8' SM-CTU Shade	EA	\$ 2,836.00	3%	\$ 2,750.92

U.S. COMMUNITIES PRICE LIST 1805 SHADE STRUCTURES

Part No.	Part Group	Item Description	Unit	Commercial Price	USC Disct	USC Net Price
STM196	41	CU141408SN 8' SM-CTU Shade	EA	\$ 3,130.00	3%	\$ 3,036.10
STM197	41	CU151508SN 8' SM-CTU Shade	EA	\$ 2,993.00	3%	\$ 2,903.21
STM198	41	CU161608SN 8' SM-CTU Shade	EA	\$ 3,277.00	3%	\$ 3,178.69
STM199	41	CU181808SN 8' SM-CTU Shade	EA	\$ 3,433.00	3%	\$ 3,330.01
STM200	41	CU202008SN 8' SM-CTU Shade	EA	\$ 3,774.00	3%	\$ 3,660.78
STM201	41	CU080810SN 10' SM-CTU Shade	EA	\$ 2,322.00	3%	\$ 2,252.34
STM202	41	CU101010SN 10' SM-CTU Shade	EA	\$ 2,420.00	3%	\$ 2,347.40
STM203	41	CU121210SN 10' SM-CTU Shade	EA	\$ 2,659.00	3%	\$ 2,579.23
STM204	41	CU141410SN 10' SM-CTU Shade	EA	\$ 2,898.00	3%	\$ 2,811.06
STM205	41	CU151510SN 10' SM-CTU Shade	EA	\$ 3,041.00	3%	\$ 2,949.77
STM206	41	CU161610SN 10' SM-CTU Shade	EA	\$ 3,132.00	3%	\$ 3,038.04
STM207	41	CU181810SN 10' SM-CTU Shade	EA	\$ 3,514.00	3%	\$ 3,408.58
STM208	41	CU202010SN 10' SM-CTU Shade	EA	\$ 3,886.00	3%	\$ 3,769.42
STM209	41	CU080812SN 12' SM-CTU Shade	EA	\$ 2,410.00	3%	\$ 2,337.70
STM210	41	CU101012SN 12' SM-CTU Shade	EA	\$ 2,511.00	3%	\$ 2,435.67
STM211	41	CU121212SN 12' SM-CTU Shade	EA	\$ 2,747.00	3%	\$ 2,664.59
STM212	41	CU141412SN 12' SM-CTU Shade	EA	\$ 2,950.00	3%	\$ 2,861.50
STM213	41	CU151512SN 12' SM-CTU Shade	EA	\$ 3,191.00	3%	\$ 3,095.27
STM214	41	CU161612SN 12' SM-CTU Shade	EA	\$ 3,198.00	3%	\$ 3,102.06
STM215	41	CU181812SN 12' SM-CTU Shade	EA	\$ 3,595.00	3%	\$ 3,487.15
STM216	41	CU202012SN 12' SM-CTU Shade	EA	\$ 4,000.00	3%	\$ 3,880.00
STM217	41	RC201809SN 9' SM-CT Shade	EA	\$ 4,946.00	3%	\$ 4,797.62
STM218	41	RC271809SN 9' SM-CT Shade	EA	\$ 5,259.00	3%	\$ 5,101.23
STM219	41	RC201810SN 10' SM-CT Shade	EA	\$ 5,259.00	3%	\$ 5,101.23
STM220	41	RC271810SN 10' SM-CT Shade	EA	\$ 5,383.00	3%	\$ 5,221.51



U.S. COMMUNITIES 2018 PRICING SCHEDULE
ULTRASHELTER PRODUCTS
4% U.S.C. DISCOUNT

Part Number	Description	MSRP*
Single Tier Hip Rectangle		
PHP1624S-ML	Hip Rect 16x24 Shelter, 24ga. MultiRib roof, 8' eave hgt, powdercoat structure	\$ 12,068
PHP1630S-ML	Hip Rect 16x30 Shelter, 24ga. MultiRib roof, 8' eave hgt, powdercoat structure	\$ 14,485
PHP1644S-ML	Hip Rect 16x44 Shelter, 24ga. MultiRib roof, 8' eave hgt, powdercoat structure	\$ 19,767
PHP1664S-ML	Hip Rect 16x64 Shelter, 24ga. MultiRib roof, 8' eave hgt, powdercoat structure	\$ 28,022
PHP2024S-ML	Hip Rect 20x24 Shelter, 24ga. MultiRib Roof, 8' eave hgt powdercoat structure	\$ 12,897
PHP2032S-ML	Hip Rect 20x32 Shelter, MultiRib Roof, 8' eave hgt powdercoat structure	\$ 15,843
PHP2040S-ML	Hip Rect 20x40 Shelter, MultiRib Roof, 8' eave hgt powdercoat structure	\$ 18,838
PHP2044S-ML	Hip Rect 20x44 Shelter, MultiRib Roof, 8' eave hgt powdercoat structure	\$ 22,859
PHP2060S-ML	Hip Rect 20x60 Shelter, 24ga. MultiRib Roof, 8' eave hgt powdercoat structure	\$ 28,517
PHP2064S-ML	Hip Rect 20x64 Shelter, 24ga. MultiRib Roof, 8' eave hgt powdercoat structure	\$ 30,419
PHP2434S-ML	Hip Rect 24x34 Shelter, 24ga. MultiRib Roof, 8' eave hgt, powdercoat structure	\$ 22,633
PHP2444S-ML	Hip Rect 24x44 Shelter, 24ga. MultiRib Roof, 8' eave hgt, powdercoat structure	\$ 26,239
PHP2464S-ML	Hip Rect 24x64 Shelter, 24ga. MultiRib Roof, 8' eave hgt, powdercoat structure	\$ 37,059
PHP3035S-ML	Hip Rect 30x35 Shelter, 24ga. MultiRib Roof, 8' eave hgt powdercoat structure	\$ 30,059
PHP3044S-ML	Hip Rect 30x44 Shelter, 24ga. MultiRib Roof, 8' eave hgt powdercoat structure	\$ 35,600
PHP3064S-ML	Hip Rect 30x64 Shelter, 24ga. MultiRib Roof, 8' eave hgt powdercoat structure	\$ 49,153
2-Tier Hip Rectangle		
PGBT1616S-ML	Gable 2-Tier 16x16 Shelter, 24ga. MultiRib Roof, 8' eave hgt, powdercoat structure	\$ 12,801
PHPT2024S-ML	Hip Rect 2-Tier 20x24 Shelter, 24ga. MultiRib Roof, 8' eave hgt powdercoat structure	\$ 15,024
PHPT2030S-ML	Hip Rect 2-Tier 20x30 Shelter, 24ga. MultiRib Roof, 8' eave hgt powdercoat structure	\$ 19,222
PHPT2440S-ML	Hip Rect 2-Tier 24x40 Shelter, 24ga. MultiRib Roof, 8' eave hgt powdercoat structure	\$ 22,620
Single Tier Gable		
PGB1624S-ML	Gable 16x24 Shelter, 24ga. MultiRib Roof, 8' eave hgt, powdercoat structure	\$ 10,874
PGB1644S-ML	Gable 16x44 Shelter, 24ga. MultiRib Roof, 8' eave hgt, powdercoat structure	\$ 19,425
PGB1664S-ML	Gable 16x64 Shelter, 24ga. MultiRib Roof, 8' eave hgt, powdercoat structure	\$ 28,081
PGB2024S-ML	Gable 20x24 Shelter, 24ga. MultiRib Roof, 8' eave hgt, powdercoat structure	\$ 12,651
PGB2044S-ML	Gable 20x44 Shelter, 24ga. MultiRib Roof, 8' eave hgt, powdercoat structure	\$ 21,727
PGB2064S-ML	Gable 20x64 Shelter, 24ga. MultiRib Roof, 8' eave hgt, powdercoat structure	\$ 29,784
PGB2424S-ML	Gable 24x24 Shelter, 24ga. MultiRib Roof, 8' eave hgt, powdercoat structure	\$ 16,010
PGB2444S-ML	Gable 24x44 Shelter, 24ga. MultiRib Roof, 8' eave hgt, powdercoat structure	\$ 28,186
PGB2464S-ML	Gable 24x64 Shelter, 24ga. MultiRib Roof, 8' eave hgt, powdercoat structure	\$ 40,488
PGB3024S-ML	Gable 30x24 Shelter, 24ga. MultiRib Roof, 8' eave hgt, powdercoat structure	\$ 16,669
PGB3044S-ML	Gable 30x44 Shelter, 24ga. MultiRib Roof, 8' eave hgt, powdercoat structure	\$ 28,826
PGB3064S-ML	Gable 30x64 Shelter, 24ga. MultiRib Roof, 8' eave hgt, powdercoat structure	\$ 45,283

Part Number	Description	MSRP*
2-Tier Gable		
PGBT1616S-ML	Gable 2-Tier 16x16 Shelter, 24ga. MultiRib Roof, 8' eave hgt, powdercoat structure	\$ 10,791
PGBT2024S-ML	Gable 2-Tier 20x24 Shelter, 24ga. MultiRib Roof, 8' eave hgt, powdercoat structure	\$ 13,891
PGBT4064S-ML	Gable 2-Tier 40x64 Shelter, 24ga. MultiRib Roof, 8' eave hgt, powdercoat structure	\$ 54,574
Single Tier Square		
PSQ12S-ML	Square 12' Shelter, 24 ga. MultiRib roof, 8' eave hgt, powdercoat structure	\$ 6,530
PSQ14-ML	Square 14' Shelter, 24 ga. MultiRib roof, 8' eave hgt, powdercoat structure	\$ 7,560
PSQ16S-ML	Square 16' Shelter, 24 ga. MultiRib roof, 8' eave hgt, powdercoat structure	\$ 8,590
PSQ18S-ML	Square 18' Shelter, 24 ga. MultiRib roof, 8' eave hgt, powdercoat structure	\$ 9,732
PSQ20S-ML	Square 20' Shelter, 24 ga. MultiRib roof, 8' eave hgt, powdercoat structure	\$ 10,760
PSQ22S-ML	Square 22' Shelter, 24 ga. MultiRib roof, 8' eave hgt, powdercoat structure	\$ 11,939
PSQ24S-ML	Square 24' Shelter, 24 ga. MultiRib roof, 8' eave hgt, powdercoat structure	\$ 12,987
PSQ26S-ML	Square 26' Shelter, 24 ga. MultiRib roof, 8' eave hgt, powdercoat structure	\$ 15,164
PSQ28S-ML	Square 28' Shelter, 24 ga. MultiRib roof, 8' eave hgt, powdercoat structure	\$ 18,220
PSQ30S-ML	Square 30' Shelter, 24 ga. MultiRib roof, 8' eave hgt, powdercoat structure	\$ 20,228
PSQ32S-ML	Square 32' Shelter, 24 ga. MultiRib roof, 8' eave hgt, powdercoat structure	\$ 23,312
PSQ36S-ML	Square 36' Shelter, 24 ga. MultiRib roof, 8' eave hgt, powdercoat structure	\$ 28,799
2-Tier Square		
PSQT12S-ML	Square 2-Tier 12' Shelter, 24 ga. MultiRib roof, 8' eave hgt, powdercoat structure	\$ 9,332
PSQT16S-ML	Square 2-Tier 16' Shelter, 24 ga. MultiRib roof, 8' eave hgt, powdercoat structure	\$ 10,662
PSQT20S-SS	Square 2-Tier 20' Shelter, 24 ga. Standing Seam roof, 8' eave hgt, powdercoat structure	\$ 14,938
PSQT24S-ML	Square 2-Tier 24' Shelter, 24 ga. MultiRib roof, 8' eave hgt, powdercoat structure	\$ 18,149
PSQT32S-ML	Square 2-Tier 32' Shelter, 24 ga. MultiRib roof, 8' eave hgt, powdercoat structure	\$ 28,592
Single Tier Hexagon		
PHX16S-ML	Hexagon 16' Shelter, 24ga. MultiRib Roof, 8' eave hgt powdercoat structure	\$ 8,264
PHX18S-ML	Hexagon 18' Shelter, 24ga. MultiRib Roof, 8' eave hgt powdercoat structure	\$ 8,773
PHX20S-ML	Hexagon 20' Shelter, 24ga. MultiRib Roof, 8' eave hgt powdercoat structure	\$ 10,312
PHX24S-ML	Hexagon 24' Shelter, 24ga. MultiRib Roof, 8' eave hgt powdercoat structure	\$ 12,487
PHX28S-ML	Hexagon 28' Shelter, 24ga. MultiRib Roof, 8' eave hgt powdercoat structure	\$ 15,164
PHX30S-ML	Hexagon 30' Shelter, 24ga. MultiRib Roof, 8' eave hgt powdercoat structure	\$ 17,102
PHX40S-ML	Hexagon 40' Shelter, 24ga. MultiRib Roof, 8' eave hgt powdercoat structure	\$ 27,305
PHX50S-ML	Hexagon 50' Shelter, 24ga. MultiRib Roof, 8' eave hgt powdercoat structure	\$ 40,843
2-Tier Hexagon		
PHXT16S-ML	Hexagon 2-Tier 16' Shelter, 24ga. MultiRib Roof, 8' eave hgt powdercoat structure	\$ 10,742
PHXT20S-ML	Hexagon 2-Tier 20' Shelter, 24ga. MultiRib Roof, 8' eave hgt, powdercoat structure	\$ 12,143
PHXT28-ML	Hexagon 2-Tier 28' Shelter, 24 ga. MultiRib roof, 8' eave hgt, powdercoat structure	\$ 17,643
PHXT32S-ML	Hexagon 2-Tier 32' Shelter, 24ga. MultiRib Roof, 8' eave hgt, powdercoat structure	\$ 22,000
PHXT36S-ML	Hexagon 2-Tier 36' Shelter, 24ga. MultiRib Roof, 8' eave hgt, powdercoat structure	\$ 25,471
Single Tier Octagon		
POC18S-ML	Octagon 18' Shelter 24 ga. Multirib roof, 8' eave hgt, powdercoat structure	\$ 12,459
POC20S-ML	Octagon 20' Shelter 24 ga. Multirib roof, 8' eave hgt, powdercoat structure	\$ 12,952
POC24S-ML	Octagon 24' Shelter 24 ga. Multirib roof, 8' eave hgt, powdercoat structure	\$ 15,313
POC28S-ML	Octagon 28' Shelter 24 ga. Multirib roof, 8' eave hgt, powdercoat structure	\$ 19,227

Part Number	Description	MSRP*
POC32S-ML	Octagon 32' Shelter 24 ga. Multirib roof, 8' eave hgt, powdercoat structure	\$ 23,028
POC40S-ML	Octagon 40' Shelter 24 ga. Multirib roof, 8' eave hgt, powdercoat structure	\$ 34,553
POC48S-ML	Octagon 48' Shelter 24 ga. Multirib roof, 8' eave hgt, powdercoat structure	\$ 50,122
2-Tier Octagon		
POCT16S-ML	Octagon 2-Tier 16 Shelter 24 ga. multirib roof, 8' eave hgt, powdercoat structure	\$ 13,144
POCT20S-ML	Octagon 2-Tier 20' Shelter, 24ga. MultiRib Roof, 8' eave hgt powdercoat structure	\$ 15,669
POCT24S-ML	Octagon 2-Tier 24' Shelter, 24ga. MultiRib Roof, 8' eave hgt, powdercoat structure	\$ 17,907
POCT28S-ML	Octagon 2-Tier 28' Shelter 24 ga. Multirib roof, 8' eave hgt, powdercoat structure	\$ 20,520



**U.S. COMMUNITIES 2018 PRICING SCHEDULE
ULTRASITE PRODUCTS
6% U.S.C. DISCOUNT**

PART NO.	DESCRIPTION	MSRP
974-HS4	4' Wilmington Bench, With Back Horizontal Slat - Pc	\$ 887.36
974-HS6	6' Wilmington Bench, With Back Horizontal Slat - Pc	\$ 939.06
974-HS8	8' Wilmington Bench, With Back Horizontal Slat - Pc	\$ 989.82
974-S4	4' Wilmington Bench, With Back Slat - Pc	\$ 835.66
974-S6	6' Wilmington Bench, With Back Slat - Pc	\$ 897.70
974-S8	8' Wilmington Bench, With Back Slat - Pc	\$ 949.40
11SM-HS4	4' Hartford Horizontal Slat W/ Back Bench - Surface Mount, Powdercoated	\$ 801.82
11S-HS4	4' Hartford Horizontal Slat W/ Back Bench - Inground, Powdercoated	\$ 902.40
11SM-HS6	6' Hartford Horizontal Slat W/ Back Bench - Surface Mount, Powdercoated	\$ 901.46
11S-HS6	6' Hartford Horizontal Slat W/ Back Bench - Inground, Powdercoated	\$ 1,002.04
12SM-HS4	4' Hartford Horizontal Slat W/O Back Bench - Surface Mount, Powdercoated	\$ 476.58
12S-HS4	4' Hartford Horizontal Slat W/O Back Bench - Inground, Powdercoated	\$ 577.16
12SM-HS6	6' Hartford Horizontal Slat W/O Back Bench - Surface Mount, Powdercoated	\$ 527.34
12S-HS6	6' Hartford Horizontal Slat W/O Back Bench - Inground, Powdercoated	\$ 626.98
10-RDHS	36" Hartford Round Table, Horizontal Slat Seats, Solid Top, Powdercoated	\$ 1,203.20
922-B4	4' Savannah Bench, Bow	\$ 1,262.42
922-M4	4' Savannah Bench, Morning	\$ 1,336.68
922-S4	4' Savannah Bench, Slat	\$ 1,202.26
922-B6	6' Savannah Bench, Bow	\$ 1,422.22
922-M6	6' Savannah Bench, Morning	\$ 1,499.30
922-S6	6' Savannah Bench, Slat	\$ 1,292.50
SV-B32AU	32 Gallon Savannah Bow Receptacle W/ Ash Urn Lid & Plastic Liner	\$ 1,276.52
SV-B32FT	32 Gallon Savannah Bow Receptacle W/ Flat Top Lid & Plastic Liner	\$ 1,234.22
SV-B32RB	32 Gallon Savannah Bow Receptacle W/ Rain Bonnet Lid & Plastic Liner	\$ 1,258.66
SV-M32AU	32 Gallon Savannah Morning Receptacle W/ Ash Urn Lid & Plastic Liner	\$ 1,245.50
SV-M32FT	32 Gallon Savannah Morning Receptacle W/ Flat Top Lid & Plastic Liner	\$ 1,202.26
SV-M32RB	32 Gallon Savannah Morning Receptacle W/ Rain Bonnet Lid & Plastic Liner	\$ 1,230.46
SV-S32AU	32 Gallon Savannah Slat Receptacle W/ Ash Urn Lid & Plastic Liner	\$ 1,217.30
SV-S32FT	32 Gallon Savannah Slat Receptacle W/ Flat Top Lid & Plastic Liner	\$ 1,173.12
SV-S32RB	32 Gallon Savannah Slat Receptacle W/ Rain Bonnet Lid & Plastic Liner	\$ 1,200.38
91-S4	4' Hamilton Bench W/ Back, Slat	\$ 1,292.50
91-S6	6' Hamilton Bench W/ Back, Slat	\$ 1,357.36
91-HS4	4' Hamilton Bench W/ Back, Horizontal Slat	\$ 1,336.68
91-HS6	6' Hamilton Bench W/ Back, Horizontal Slat	\$ 1,399.66
91C-S4	4' Hamilton Bench W/ Back, Slat - Center Arm Rest	\$ 1,393.08

PART NO.	DESCRIPTION	MSRP
91C-S6	6' Hamilton Bench W/ Back, Slat - Center Arm Rest	\$ 1,458.88
91C-HS4	4' Hamilton Bench W/ Back, Horizontal Slat - Center Arm Rest	\$ 1,440.08
91C-HS6	6' Hamilton Bench W/ Back, Horizontal Slat - Center Arm Rest	\$ 1,502.12
91N-S4	4' Hamilton Bench W/ Back, Slat - No Arms	\$ 1,292.50
91N-S6	6' Hamilton Bench W/ Back, Slat - No Arms	\$ 1,357.36
91N-HS4	4' Hamilton Bench W/ Back, Horizontal Slat - No Arms	\$ 1,336.68
91N-HS6	6' Hamilton Bench W/ Back, Horizontal Slat - No Arms	\$ 1,399.66
91-S2	Hamilton Chair, Slat	\$ 465.30
91-HS2	Hamilton Chair, Horizontal Slat	\$ 480.34
91N-S2	Hamilton Chair, Slat - No Arms	\$ 465.30
91N-HS2	Hamilton Chair, Horizontal Slat - No Arms	\$ 480.34
92-S4	4' Hamilton Bench W/Out Back, Slat	\$ 970.08
92-S6	6' Hamilton Bench W/Out Back, Slat	\$ 1,035.88
92-HS4	4' Hamilton Bench W/Out Back, Horizontal Slat	\$ 989.82
92-HS6	6' Hamilton Bench W/Out Back, Horizontal Slat	\$ 1,019.90
92C-S4	4' Hamilton Bench W/Out Back, Slat - Center Arm Rest	\$ 1,074.42
92C-S6	6' Hamilton Bench W/Out Back, Slat - Center Arm Rest	\$ 1,137.40
92C-HS4	4' Hamilton Bench W/Out Back, Horizontal Slat - Center Arm Rest	\$ 1,091.34
92C-HS6	6' Hamilton Bench W/Out Back, Horizontal Slat - Center Arm Rest	\$ 1,123.30
92N-S4	4' Hamilton Bench W/Out Back, Slat - No Arms	\$ 970.08
92N-S6	6' Hamilton Bench W/Out Back, Slat - No Arms	\$ 1,035.88
92N-HS4	4' Hamilton Bench W/Out Back, Horizontal Slat - No Arms	\$ 989.82
92N-HS6	6' Hamilton Bench W/Out Back, Horizontal Slat - No Arms	\$ 1,019.90
364-RDSD	36" Hamilton Round Table, Solid Top	\$ 633.56
30S-S	Solid Top Table, Inground, Seats Slat	\$ 2,544.58
30SM-S	Solid Top Table, Surface Mount, Seats Slat	\$ 2,590.64
30SH2-S	2-Seat Solid Top Ada Table, Inground, Slat	\$ 1,773.78
30SMH2-S	2-Seat Solid Top Ada Table, Surface Mount, Slat	\$ 1,821.72
30SH3-S	3-Seat Solid Top Ada Table, Inground, Slat	\$ 2,160.12
30SMH3-S	3-Seat Solid Top Ada Table, Surface Mount, Slat	\$ 2,207.12
93-HS6	6' Augusta Bench W/ Back, - Side Armrests - Horizontal Slat - Pc	\$ 1,610.22
94-HS6	6' Augusta Bench W/Out Back, Side Armrests, Horizontal Slat - Pc	\$ 1,140.22
93C-HS6	6' Augusta Bench W/ Back, - Side And Center Armrests - Horizontal Slat - Pc	\$ 1,663.80
93N-HS6	6' Augusta Bench W/ Back, No Armrest Horizontal Slat - Pc	\$ 1,468.28
94N-HS6	6' Augusta Bench W/Out Back, No Armrests, Horizontal Slat - Pc	\$ 1,002.98
50SM-HX	36" Square Huntington Table With 4 Chairs, Surface Mount, Powdercoated	\$ 3,106.70
53-HX2	21" Huntington Chair W/ Back, Powdercoated	\$ 600.66
53-HX4	4' Huntington Bench W/ Back, Powdercoated	\$ 1,051.86
53-HX6	6' Huntington Bench W/ Back, Powdercoated	\$ 1,152.44
53-HX8	8' Huntington Bench W/ Back, Powdercoated	\$ 1,252.08
52-HX4	4' Huntington Bench W/Out Back, Powdercoated	\$ 800.88
52-HX6	6' Huntington Bench W/Out Back, Powdercoated	\$ 901.46
52-HX8	8' Huntington Bench W/Out Back, Powdercoated	\$ 1,002.04

PART NO.	DESCRIPTION	MSRP
61S-BRN6	6' Richmond Series Recycled Brown Bench W/ Back - Inground	\$ 1,065.02
61S-CDR6	6' Richmond Series Recycled Cedar Bench W/ Back - Inground	\$ 1,065.02
61S-GRN6	6' Richmond Series Recycled Green Bench W/ Back - Inground	\$ 1,065.02
61S-GRY6	6' Richmond Series Recycled Gray Bench W/ Back - Inground	\$ 1,065.02
61SM-BRN6	6' Richmond Series Recycled Brown Bench W/ Back - Surface Mount	\$ 1,065.02
61SM-CDR6	6' Richmond Series Recycled Cedar Bench W/ Back - Surface Mount	\$ 1,065.02
61SM-GRN6	6' Richmond Series Recycled Green Bench W/ Back - Surface Mount	\$ 1,065.02
61SM-GRY6	6' Richmond Series Recycled Gray Bench W/ Back - Surface Mount	\$ 1,065.02
62S-BRN6	6' Richmond Series Recycled Brown Bench W/O Back - Inground	\$ 537.68
62S-CDR6	6' Richmond Series Recycled Cedar Bench W/O Back - Inground	\$ 537.68
62S-GRN6	6' Richmond Series Recycled Green Bench W/O Back - Inground	\$ 537.68
62S-GRY6	6' Richmond Series Recycled Gray Bench W/O Back - Inground	\$ 537.68
62SM-BRN6	6' Richmond Series Recycled Brown Bench W/O Back - Surface Mount	\$ 537.68
62SM-CDR6	6' Richmond Series Recycled Cedar Bench W/O Back - Surface Mount	\$ 537.68
62SM-GRN6	6' Richmond Series Recycled Green Bench W/O Back - Surface Mount	\$ 537.68
62SM-GRY6	6' Richmond Series Recycled Gray Bench W/O Back - Surface Mount	\$ 537.68
63S-BRN6	6' Richmond Series Recycled Brown Multi-Pedestal Table - In Ground	\$ 1,598.00
63S-CDR6	6' Richmond Series Recycled Cedar Multi-Pedestal Table - In Ground	\$ 1,598.00
63S-GRN6	6' Richmond Series Recycled Green Multi-Pedestal Table - In Ground	\$ 1,598.00
63S-GRY6	6' Richmond Series Recycled Gray Multi-Pedestal Table - In Ground	\$ 1,598.00
63SM-BRN6	6' Richmond Series Recycled Brown Multi-Pedestal Table - Surface Mount	\$ 1,598.00
63SM-CDR6	6' Richmond Series Recycled Cedar Multi-Pedestal Table - Surface Mount	\$ 1,598.00
63SM-GRN6	6' Richmond Series Recycled Green Multi-Pedestal Table - Surface Mount	\$ 1,598.00
63SM-GRY6	6' Richmond Series Recycled Gray Multi-Pedestal Table - Surface Mount	\$ 1,598.00
64-BRN6	6' Richmond Series Recycled Brown Table	\$ 1,549.12
64-CDR6	6' Richmond Series Recycled Cedar Table	\$ 1,549.12
64-GRN6	6' Richmond Series Recycled Green Table	\$ 1,549.12
64-GRY6	6' Richmond Series Recycled Gray Table	\$ 1,549.12
63S-HS6	6' Richmond Series Bench W/ Back - Inground, Powder Coated Steel	\$ 2,226.86
63SM-HS6	6' Richmond Series Recycled Cedar Bench W/ Back - Ingroundm Powder Coated Steel	\$ 2,275.74
60-BRN34AU	Richmond Recycled Brown Receptacle W/ Ash Urn Lid & Plastic Liner	\$ 944.70
60-BRN34FT	Richmond Recycled Brown Receptacle W/ Flat Top Lid & Plastic Liner	\$ 871.38
60-BRN34RB	Richmond Recycled Brown Receptacle W/ Rain Bonnet Lid & Plastic Liner	\$ 920.26
60-CDR34AU	Richmond Recycled Cedar Receptacle W/ Ash Urn Lid & Plastic Liner	\$ 944.70
60-CDR34FT	Richmond Recycled Cedar Receptacle W/ Flat Top Lid & Plastic Liner	\$ 871.38
60-CDR34RB	Richmond Recycled Cedar Receptacle W/ Rain Bonnet Lid & Plastic Liner	\$ 920.26
60-GRN34AU	Richmond Recycled Green Receptacle W/ Ash Urn Lid & Plastic Liner	\$ 944.70
60-GRN34FT	Richmond Recycled Green Receptacle W/ Flat Top Lid & Plastic Liner	\$ 871.38
60-GRN34RB	Richmond Recycled Green Receptacle W/ Rain Bonnet Lid & Plastic Liner	\$ 920.26
60-GRY34AU	Richmond Recycled Gray Receptacle W/ Ash Urn Lid & Plastic Liner	\$ 944.70
60-GRY34FT	Richmond Recycled Gray Receptacle W/ Flat Top Lid & Plastic Liner	\$ 871.38
60-GRY34RB	Richmond Recycled Gray Receptacle W/ Rain Bonnet Lid & Plastic Liner	\$ 920.26
82CS-HS6	6' Richmond Series Steel Horizontal Slat W/O Back Bench (Arm Rests) - In Ground	\$ 702.18

PART NO.	DESCRIPTION	MSRP
82CSM-HS6	6' Richmond Series Steel Horizontal Slat W/O Back Bench (Arm Rests) - Surface Mount	\$ 702.18
82S-HS6	6' Richmond Series Steel Horizontal Slat W/O Back Bench - In Ground	\$ 654.24
82SM-HS6	6' Richmond Series Steel Horizontal Slat W/O Back Bench - Surface Mount	\$ 654.24
81CS-HS6	6' Richmond Series Steel Horizontal Slat W/ Back Bench (Arm Rests) - In Ground	\$ 1,283.10
81CSM-HS6	6' Richmond Series Steel Horizontal Slat W/ Back Bench (Arm Rests) - Surface Mount	\$ 1,283.10
81S-HS6	6' Richmond Series Steel Horizontal Slat W/ Back Bench - In Ground	\$ 1,220.12
85-S4	4' Oxford W/Out Back Bench, Vertical Slat - Thermoplastic	\$ 778.32
85-S6	6' Oxford W/Out Back Bench, Vertical Slat - Thermoplastic	\$ 962.56
86-S4	4' Oxford W/ Back Bench, Vertical Slat - Thermoplastic	\$ 1,027.42
86-S6	6' Oxford W/ Back Bench, Vertical Slat - Thermoplastic	\$ 1,529.38
40SM-S	46" Kensington Square Table, Surface Mount, Slat	\$ 2,400.76
40S-S	46" Kensington Square Table, In Ground, Slat	\$ 2,400.76
40SMH3-S	46" Kensington Square Table Ada 3-Seat, Surface Mount, Slat	\$ 2,350.94
42-RDS	46" Kensington 3 Seat, Round Solid Top Table, Slat - Pc	\$ 1,741.82
43SM-S6	6' Kensington Bench W/ Back, Slat - Pc Frame	\$ 1,311.30
43S-S6	6' Kensington Bench W/ Back, Slat, Inground- Pc Frame	\$ 1,280.28
44SM-S6	6' Kensington Bench W/O Back, Slat - Pc Frame	\$ 1,023.66
44S-S6	6' Kensington Bench W/O Back, Slat Inground - Pc Frame	\$ 993.58
41-SD	36 Gallon Kensington Receptacle W/ Solid Lid & Plastic Liner	\$ 870.44
964-V4	4' Charleston Bench With Back, Diamond	\$ 918.38
964-FB4	4' Charleston Bench With Back, Fiesta	\$ 986.06
964-P4	4' Charleston Bench With Back, Perforated	\$ 1,010.50
964-S4	4' Charleston Bench With Back, Slat	\$ 986.06
964-W4	4' Charleston Bench With Back, Wave	\$ 986.06
964-V6	6' Charleston Bench With Back, Diamond	\$ 941.88
964-FB6	6' Charleston Bench With Back, Fiesta	\$ 1,203.20
964-P6	6' Charleston Bench With Back, Perforated	\$ 1,042.46
964-S6	6' Charleston Bench With Back, Slat	\$ 1,203.20
964-W6	6' Charleston Bench With Back, Wave	\$ 1,203.20
964-V8	8' Charleston Bench With Back, Diamond	\$ 1,061.26
964-FB8	8' Charleston Bench With Back, Fiesta	\$ 1,561.34
964-P8	8' Charleston Bench With Back, Perforated	\$ 1,181.58
964-S8	8' Charleston Bench With Back, Slat	\$ 1,561.34
964-W8	8' Charleston Bench With Back, Wave	\$ 1,561.34
964AO-V4	4' Charleston Add On Bench With Back, Diamond	\$ 762.34
964AO-FB4	4' Charleston Add On Bench With Back, Fiesta	\$ 830.02
964AO-P4	4' Charleston Add On Bench With Back, Perforated	\$ 837.54
964AO-S4	4' Charleston Add On Bench With Back, Slat	\$ 830.02
964AO-W4	4' Charleston Add On Bench With Back, Wave	\$ 830.02
964AO-V6	6' Charleston Add On Bench With Back, Diamond	\$ 783.96
964AO-FB6	6' Charleston Add On Bench With Back, Fiesta	\$ 1,047.16
964AO-P6	6' Charleston Add On Bench With Back, Perforated	\$ 861.04
964AO-S6	6' Charleston Add On Bench With Back, Slat	\$ 1,047.16

PART NO.	DESCRIPTION	MSRP
964AO-W6	6' Charleston Add On Bench With Back, Wave	\$ 1,047.16
968-V4	4' Charleston Bench, W/Out Back Diamond - Thermo Frame	\$ 931.54
968-FB4	4' Charleston Bench, W/Out Back Fiesta - Thermo Frame	\$ 922.14
968-P4	4' Charleston Bench, W/Out Back Perforated - Thermo Frame	\$ 911.80
968-S4	4' Charleston Bench, W/Out Back Slat - Thermo Frame	\$ 870.44
968-W4	4' Charleston Bench, W/Out Back Wave - Thermo Frame	\$ 901.46
968-V6	6' Charleston Bench, W/Out Back Diamond - Thermo Frame	\$ 972.90
968-FB6	6' Charleston Bench, W/Out Back Fiesta - Thermo Frame	\$ 1,065.02
968-P6	6' Charleston Bench, W/Out Back Perforated - Thermo Frame	\$ 1,054.68
968-S6	6' Charleston Bench, W/Out Back Slat - Thermo Frame	\$ 1,023.66
968-W6	6' Charleston Bench, W/Out Back Wave - Thermo Frame	\$ 1,045.28
968-S8	8' Charleston Bench, W/Out Back Slat - Thermo Frame	\$ 1,331.98
968-W8	8' Charleston Bench, W/Out Back Wave - Thermo Frame	\$ 1,352.66
99-S4	4' Durham Bench, With Back Vertical Slat - Powdercoated	\$ 1,027.42
99-S6	6' Durham Bench, With Back Vertical Slat - Powdercoated	\$ 1,203.20
99-HS4	4' Durham Bench, With Back Horizontal Slat - Powdercoated	\$ 1,027.42
99-HS6	6' Durham Bench, With Back Horizontal Slat - Powdercoated	\$ 1,203.20
98-S4	4' Durham Bench, W/Out Back Vertical Slat - Powdercoated	\$ 927.78
98-S6	6' Durham Bench, W/Out Back Vertical Slat - Powdercoated	\$ 1,051.86
99-BRN4	4' Durham Bench, W/ Back Recycled Brown, Pc Frame	\$ 953.16
99-CDR4	4' Durham Bench, W/ Back Recycled Cedar, Pc Frame	\$ 953.16
99-GRN4	4' Durham Bench, W/ Back Recycled Green, Pc Frame	\$ 953.16
99-GRY4	4' Durham Bench, W/ Back Recycled Gray, Pc Frame	\$ 953.16
99-BRN6	6' Durham Bench, W/ Back Recycled Brown, Pc Frame	\$ 1,002.04
99-CDR6	6' Durham Bench, W/ Back Recycled Cedar, Pc Frame	\$ 1,002.04
99-GRN6	6' Durham Bench, W/ Back Recycled Green, Pc Frame	\$ 1,002.04
99-GRY6	6' Durham Bench, W/ Back Recycled Gray, Pc Frame	\$ 1,002.04
98-BRN4	4' Durham Bench, W/Out Back Recycled Brown, Pc Frame	\$ 862.92
98-CDR4	4' Durham Bench, W/Out Back Recycled Cedar, Pc Frame	\$ 862.92
98-GRN4	4' Durham Bench, W/Out Back Recycled Green, Pc Frame	\$ 862.92
98-GRY4	4' Durham Bench, W/Out Back Recycled Gray, Pc Frame	\$ 862.92
98-BRN6	6' Durham Bench, W/Out Back Recycled Brown - Pc Frame	\$ 902.40
98-CDR6	6' Durham Bench, W/Out Back Recycled Cedar - Pc Frame	\$ 902.40
98-GRN6	6' Durham Bench, W/Out Back Recycled Green - Pc Frame	\$ 902.40
98-GRY6	6' Durham Bench, W/Out Back Recycled Gray - Pc Frame	\$ 902.40
954-V4	4' Lexington Bench With Back, Diamond	\$ 781.14
954-FB4	4' Lexington Bench With Back, Fiesta	\$ 847.88
954-P4	4' Lexington Bench With Back, Perforated	\$ 869.50
954-S4	4' Lexington Bench With Back, Slat	\$ 847.88
954-W4	4' Lexington Bench With Back, Wave	\$ 847.88
954-V6	6' Lexington Bench With Back, Diamond	\$ 801.82
954-FB6	6' Lexington Bench With Back, Fiesta	\$ 1,058.44
954-P6	6' Lexington Bench With Back, Perforated	\$ 899.58

PART NO.	DESCRIPTION	MSRP
954-S6	6' Lexington Bench With Back, Slat	\$ 1,058.44
954-W6	6' Lexington Bench With Back, Wave	\$ 1,058.44
954-V8	8' Lexington Bench With Back, Diamond	\$ 824.38
954-FB8	8' Lexington Bench With Back, Fiesta	\$ 1,272.76
954-P8	8' Lexington Bench With Back, Perforated	\$ 929.66
954-S8	8' Lexington Bench With Back, Slat	\$ 1,272.76
954-W8	8' Lexington Bench With Back, Wave	\$ 1,272.76
954AO-V4	4' Lexington Add On Bench With Back, Diamond	\$ 686.20
954AO-FB4	4' Lexington Add On Bench With Back, Fiesta	\$ 754.82
954AO-P4	4' Lexington Add On Bench With Back, Perforated	\$ 761.40
954AO-S4	4' Lexington Add On Bench With Back, Slat	\$ 754.82
954AO-W4	4' Lexington Add On Bench With Back, Wave	\$ 754.82
954AO-V6	6' Lexington Add On Bench With Back, Diamond	\$ 705.94
954AO-FB6	6' Lexington Add On Bench With Back, Fiesta	\$ 961.62
954AO-P6	6' Lexington Add On Bench With Back, Perforated	\$ 782.08
954AO-S6	6' Lexington Add On Bench With Back, Slat	\$ 961.62
954AO-W6	6' Lexington Add On Bench With Back, Wave	\$ 961.62
958-V4	4' Lexington Bench W/Out Back, Diamond	\$ 704.06
958-FB4	4' Lexington Bench W/Out Back, Fiesta	\$ 769.86
958-P4	4' Lexington Bench W/Out Back, Perforated	\$ 793.36
958-S4	4' Lexington Bench W/Out Back, Slat	\$ 769.86
958-W4	4' Lexington Bench W/Out Back, Wave	\$ 769.86
958-V6	6' Lexington Bench W/Out Back, Diamond	\$ 725.68
958-FB6	6' Lexington Bench W/Out Back, Fiesta	\$ 983.24
958-P6	6' Lexington Bench W/Out Back, Perforated	\$ 822.50
958-S6	6' Lexington Bench W/Out Back, Slat	\$ 983.24
958-W6	6' Lexington Bench W/Out Back, Wave	\$ 983.24
958-V8	8' Lexington Bench W/Out Back, Diamond	\$ 973.84
958-P8	8' Lexington Bench, W/Out Back Perforated - Thermo Frame	\$ 1,112.02
958-S8	8' Lexington Bench, W/Out Back Slat - Thermo Frame	\$ 1,264.30
958-W8	8' Lexington Bench, W/Out Back Wave - Thermo Frame	\$ 1,272.76
958AO-V4	4' Lexington Add On Bench W/Out Back, Diamond	\$ 610.06
958AO-FB4	4' Lexington Add On Bench W/Out Back, Fiesta	\$ 676.80
958AO-P4	4' Lexington Add On Bench W/Out Back, Perforated	\$ 684.32
958AO-S4	4' Lexington Add On Bench W/Out Back, Slat	\$ 676.80
958AO-W4	4' Lexington Add On Bench W/Out Back, Wave	\$ 676.80
958AO-V6	6' Lexington Add On Bench W/Out Back, Diamond	\$ 628.86
958AO-FB6	6' Lexington Add On Bench W/Out Back, Fiesta	\$ 884.54
958AO-P6	6' Lexington Add On Bench W/Out Back, Perforated	\$ 705.00
958AO-S6	6' Lexington Add On Bench W/Out Back, Slat	\$ 884.54
958AO-W6	6' Lexington Add On Bench W/Out Back, Wave	\$ 884.54
71-14	4' Madison Bench, W/ Back, Ipe Wood, Pc Frame	\$ 1,383.68
71-16	6' Madison Bench, W/ Back, Ipe Wood, Pc Frame	\$ 1,571.68

PART NO.	DESCRIPTION	MSRP
71-I8	8' Madison Bench, W/ Back, Ipe Wood, Pc Frame	\$ 1,759.68
72-I4	4' Madison Bench, W/Out Back, Ipe Wood, Pc Frame	\$ 827.20
72-I6	6' Madison Bench, W/Out Back, Ipe Wood, Pc Frame	\$ 927.78
72-I8	8' Madison Bench, W/Out Back, Ipe Wood, Pc Frame	\$ 1,022.72
73-I4	4' Madison Bench W/ Side Armrests, W/Out Back, Ipe Wood, Pc Frame	\$ 1,002.04
73-I6	6' Madison Bench W/ Side Armrests, W/Out Back, Ipe Wood, Pc Frame	\$ 1,128.00
73-I8	8' Madison Bench W/ Side Armrests, W/Out Back, Ipe Wood, Pc Frame	\$ 1,253.02
71-S4	4' Madison Bench, W/ Back, Slats, Pc Frame	\$ 1,249.26
71-S6	6' Madison Bench, W/ Back, Slats, Pc Frame	\$ 1,360.18
71-S8	8' Madison Bench, W/ Back, Slats, Pc Frame	\$ 1,434.44
72-S4	4' Madison Bench, W/Out Back, Slats, Pc Frame	\$ 752.94
72-S6	6' Madison Bench, W/Out Back, Slats, Pc Frame	\$ 827.20
72-S8	8' Madison Bench, W/Out Back, Slats, Pc Frame	\$ 902.40
73-S4	4' Madison Bench W/ Side Armrests, W/Out Back, Slats, Pc Frame	\$ 902.40
73-S6	6' Madison Bench W/ Side Armrests, W/Out Back, Slats, Pc Frame	\$ 978.54
73-S8	8' Madison Bench W/ Side Armrests, W/Out Back, Slats, Pc Frame	\$ 1,052.80
800S-RS2	2 - Seat Palmetto Bench, Rod - Style, Inground	\$ 1,441.02
800P-RS2	2 - Seat Palmetto Bench, Rod - Style, Portable	\$ 1,441.02
800SM-RS2	2 - Seat Palmetto Bench, Rod - Style, Surface Mount	\$ 1,441.02
800S-RS3	3 - Seat Palmetto Bench, Rod - Style, Inground	\$ 1,637.48
800P-RS3	3 - Seat Palmetto Bench, Rod - Style, Portable	\$ 1,637.48
800SM-RS3	3 - Seat Palmetto Bench, Rod - Style, Surface Mount	\$ 1,637.48
800S-RS4	4 - Seat Palmetto Bench, Rod - Style, Inground	\$ 1,848.04
800P-RS4	4 - Seat Palmetto Bench, Rod - Style, Portable	\$ 1,848.04
800SM-RS4	4 - Seat Palmetto Bench, Rod - Style, Surface Mount	\$ 1,848.04
SV-R32AU	32 Gallon Palmetto Receptacle W/ Ash Urn Lid & Plastic Liner	\$ 1,544.42
SV-R32FT	32 Gallon Palmetto Receptacle W/ Flat Top Lid & Plastic Liner	\$ 1,559.46
SV-R32RB	32 Gallon Palmetto Receptacle W/ Rain Bonnet Lid & Plastic Liner	\$ 1,569.80
940S-V6	6' Bench W/ Back, 2" X 12" Planks, Inground, Diamond	\$ 468.12
940S-VR6	6' Bench W/ Back, 2" X 12" Planks, Inground, Diamond Rolled Edge	\$ 496.32
940S-P6	6' Bench W/ Back, 2" X 12" Planks, Inground, Perforated	\$ 495.38
940S-PR6	6' Bench W/ Back, 2" X 12" Planks, Inground, Perforated Rolled Edge	\$ 538.62
940P-V6	6' Bench W/ Back, 2" X 12" Planks, Portable, Diamond	\$ 468.12
940P-VR6	6' Bench W/ Back, 2" X 12" Planks, Portable, Diamond Rolled Edge	\$ 496.32
940P-P6	6' Bench W/ Back, 2" X 12" Planks, Portable, Perforated	\$ 495.38
940P-PR6	6' Bench W/ Back, 2" X 12" Planks, Portable, Perforated Rolled Edge	\$ 538.62
940SM-V6	6' Bench W/ Back, 2" X 12" Planks, Surface Mount, Diamond	\$ 468.12
940SM-VR6	6' Bench W/ Back, 2" X 12" Planks, Surface Mount, Diamond Rolled Edge	\$ 496.32
940SM-P6	6' Bench W/ Back, 2" X 12" Planks, Surface Mount, Perforated	\$ 495.38
940SM-PR6	6' Bench W/ Back, 2" X 12" Planks, Surface Mount, Perforated Rolled Edge	\$ 538.62
940WM-V6	6' Bench W/ Back, 2" X 12" Planks, Wall Mount, Diamond	\$ 468.12
940WM-VR6	6' Bench W/ Back, 2" X 12" Planks, Wall Mount, Diamond Rolled Edge	\$ 496.32
940WM-P6	6' Bench W/ Back, 2" X 12" Planks, Wall Mount, Perforated	\$ 495.38

PART NO.	DESCRIPTION	MSRP
940WM-PR6	6' Bench W/ Back, 2" X 12" Planks, Wall Mount, Perforated Rolled Edge	\$ 538.62
940S-V8	8' Bench W/ Back, 2" X 12" Planks, Inground, Diamond	\$ 477.52
940S-VR8	8' Bench W/ Back, 2" X 12" Planks, Inground, Diamond Rolled Edge	\$ 548.02
940S-P8	8' Bench W/ Back, 2" X 12" Planks, Inground, Perforated	\$ 538.62
940S-PR8	8' Bench W/ Back, 2" X 12" Planks, Inground, Perforated Rolled Edge	\$ 608.18
940P-V8	8' Bench W/ Back, 2" X 12" Planks, Portable, Diamond	\$ 477.52
940P-VR8	8' Bench W/ Back, 2" X 12" Planks, Portable, Diamond Rolled Edge	\$ 548.02
940P-P8	8' Bench W/ Back, 2" X 12" Planks, Portable, Perforated	\$ 538.62
940P-PR8	8' Bench W/ Back, 2" X 12" Planks, Portable, Perforated Rolled Edge	\$ 608.18
940SM-V8	8' Bench W/ Back, 2" X 12" Planks, Surface Mount, Diamond	\$ 477.52
940SM-VR8	8' Bench W/ Back, 2" X 12" Planks, Surface Mount, Diamond Rolled Edge	\$ 548.02
940SM-P8	8' Bench W/ Back, 2" X 12" Planks, Surface Mount, Perforated	\$ 538.62
940SM-PR8	8' Bench W/ Back, 2" X 12" Planks, Surface Mount, Perforated Rolled Edge	\$ 608.18
940WM-V8	8' Bench W/ Back, 2" X 12" Planks, Wall Mount, Diamond	\$ 477.52
940WM-VR8	8' Bench W/ Back, 2" X 12" Planks, Wall Mount, Diamond Rolled Edge	\$ 548.02
940WM-P8	8' Bench W/ Back, 2" X 12" Planks, Wall Mount, Perforated	\$ 538.62
940WM-PR8	8' Bench W/ Back, 2" X 12" Planks, Wall Mount, Perforated Rolled Edge	\$ 608.18
940S-V10	10' Park Bench W/ Back, 2" X 12" Planks, Inground, Diamond	\$ 673.04
940S-P10	10' Park Bench W/ Back, 2" X 12" Planks, Inground, Perforated	\$ 732.26
940P-V10	10' Park Bench W/ Back, 2" X 12" Planks, Portable, Diamond	\$ 673.04
940P-P10	10' Park Bench W/ Back, 2" X 12" Planks, Portable, Perforated	\$ 732.26
940SM-V10	10' Park Bench W/ Back, 2" X 12" Planks, Surface Mount, Diamond	\$ 673.04
940SM-P10	10' Park Bench W/ Back, 2" X 12" Planks, Surface Mount, Perforated	\$ 732.26
940WM-V10	10' Park Bench W/ Back, 2" X 12" Planks, Wall Mount, Diamond	\$ 673.04
940WM-P10	10' Park Bench W/ Back, 2" X 12" Planks, Wall Mount, Perforated	\$ 732.26
940S-V15	15' Park Bench W/ Back, 2" X 12" Planks, Inground, Diamond	\$ 916.50
940S-P15	15' Park Bench W/ Back, 2" X 12" Planks, Inground, Perforated	\$ 985.12
940P-V15	15' Park Bench W/ Back, 2" X 12" Planks, Portable, Diamond	\$ 916.50
940P-P15	15' Park Bench W/ Back, 2" X 12" Planks, Portable, Perforated	\$ 985.12
940SM-V15	15' Park Bench W/ Back, 2" X 12" Planks, Surface Mount, Diamond	\$ 916.50
940SM-P15	15' Park Bench W/ Back, 2" X 12" Planks, Surface Mount, Perforated	\$ 985.12
940WM-V15	15' Park Bench W/ Back, 2" X 12" Planks, Wall Mount, Diamond	\$ 916.50
940WM-P15	15' Park Bench W/ Back, 2" X 12" Planks, Wall Mount, Perforated	\$ 985.12
940S-DV6	6' Deluxe Bench W/ Back, 2" X 15" Planks, Inground, Diamond	\$ 523.58
940S-DP6	6' Deluxe Bench W/ Back, 2" X 15" Planks, Inground, Perforated	\$ 563.06
940P-DV6	6' Deluxe Bench W/ Back, 2" X 15" Planks, Portable, Diamond	\$ 523.58
940P-DP6	6' Deluxe Bench W/ Back, 2" X 15" Planks, Portable, Perforated	\$ 563.06
940SM-DV6	6' Deluxe Bench W/ Back, 2" X 15" Planks, Surface Mount, Diamond	\$ 523.58
940SM-DP6	6' Deluxe Bench W/ Back, 2" X 15" Planks, Surface Mount, Perforated	\$ 563.06
940WM-DV6	6' Deluxe Bench W/ Back, 2" X 15" Planks, Wall Mount, Diamond	\$ 523.58
940WM-DP6	6' Deluxe Bench W/ Back, 2" X 15" Planks, Wall Mount, Perforated	\$ 563.06
940S-DV8	8' Deluxe Bench W/ Back, 2" X 15" Planks, Inground, Diamond	\$ 577.16
940S-DP8	8' Deluxe Bench W/ Back, 2" X 15" Planks, Inground, Perforated	\$ 601.60

PART NO.	DESCRIPTION	MSRP
940P-DV8	8' Deluxe Bench W/ Back, 2" X 15" Planks, Portable, Diamond	\$ 577.16
940P-DP8	8' Deluxe Bench W/ Back, 2" X 15" Planks, Portable, Perforated	\$ 601.60
940SM-DV8	8' Deluxe Bench W/ Back, 2" X 15" Planks, Surface Mount, Diamond	\$ 577.16
940SM-DP8	8' Deluxe Bench W/ Back, 2" X 15" Planks, Surface Mount, Perforated	\$ 601.60
940WM-DV8	8' Deluxe Bench W/ Back, 2" X 15" Planks, Wall Mount, Diamond	\$ 577.16
940WM-DP8	8' Deluxe Bench W/ Back, 2" X 15" Planks, Wall Mount, Perforated	\$ 601.60
940S-DV10	10' Deluxe Bench W/ Back, 2" X 15" Planks, Inground, Diamond	\$ 759.52
940S-DP10	10' Deluxe Bench W/ Back, 2" X 15" Planks, Inground, Perforated	\$ 815.92
940P-DV10	10' Deluxe Bench W/ Back, 2" X 15" Planks, Portable, Diamond	\$ 759.52
940P-DP10	10' Deluxe Bench W/ Back, 2" X 15" Planks, Portable, Perforated	\$ 815.92
940SM-DV10	10' Deluxe Bench W/ Back, 2" X 15" Planks, Surface Mount, Diamond	\$ 759.52
940SM-DP10	10' Deluxe Bench W/ Back, 2" X 15" Planks, Surface Mount, Perforated	\$ 815.92
940WM-DV10	10' Deluxe Bench W/ Back, 2" X 15" Planks, Wall Mount, Diamond	\$ 759.52
940WM-DP10	10' Deluxe Bench W/ Back, 2" X 15" Planks, Wall Mount, Perforated	\$ 815.92
940S-DV15	15' Deluxe Bench W/ Back, 2" X 15" Planks, Inground, Diamond	\$ 1,086.64
940S-DP15	15' Deluxe Bench W/ Back, 2" X 15" Planks, Inground, Perforated	\$ 1,159.02
940P-DV15	15' Deluxe Bench W/ Back, 2" X 15" Planks, Portable, Diamond	\$ 1,086.64
940P-DP15	15' Deluxe Bench W/ Back, 2" X 15" Planks, Portable, Perforated	\$ 1,159.02
940SM-DV15	15' Deluxe Bench W/ Back, 2" X 15" Planks, Surface Mount, Diamond	\$ 1,086.64
940SM-DP15	15' Deluxe Bench W/ Back, 2" X 15" Planks, Surface Mount, Perforated	\$ 1,159.02
940WM-DV15	15' Deluxe Bench W/ Back, 2" X 15" Planks, Wall Mount, Diamond	\$ 1,086.64
940WM-DP15	15' Deluxe Bench W/ Back, 2" X 15" Planks, Wall Mount, Perforated	\$ 1,159.02
940S-FV	6' & 8' Inground Frame Only - 940 Bench W/ Back	\$ 215.26
940P-FV	6' & 8' Portable Frame Only - 940 Bench W/ Back	\$ 215.26
940SM-FV	6' & 8' Surface Mount Frame Only - 940 Bench W/ Back	\$ 215.26
940WM-FV	6' & 8' Wall Mount Frame Only - 940 Bench W/ Back	\$ 215.26
942S-V6	6' Park Bench W/Out Back, 2" X 12" Planks, Inground, Diamond	\$ 300.80
942S-VR6	6' Park Bench W/Out Back, 2" X 12" Planks, Inground, Diamond Rolled Edge	\$ 319.60
942S-P6	6' Park Bench W/Out Back, 2" X 12" Planks, Inground, Perforated	\$ 332.76
942S-PR6	6' Park Bench W/Out Back, 2" X 12" Planks, Inground, Perforated Rolled Edge	\$ 357.20
942P-V6	6' Park Bench W/Out Back, 2" X 12" Planks, Portable, Diamond	\$ 300.80
942P-VR6	6' Park Bench W/Out Back, 2" X 12" Planks, Portable, Diamond Rolled Edge	\$ 319.60
942P-P6	6' Park Bench W/Out Back, 2" X 12" Planks, Portable, Perforated	\$ 332.76
942P-PR6	6' Park Bench W/Out Back, 2" X 12" Planks, Portable, Perforated Rolled Edge	\$ 357.20
942SM-V6	6' Park Bench W/Out Back, 2" X 12" Planks, Surface Mount, Diamond	\$ 300.80
942SM-VR6	6' Park Bench W/Out Back, 2" X 12" Planks, Surface Mount, Diamond Rolled Edge	\$ 319.60
942SM-P6	6' Park Bench W/Out Back, 2" X 12" Planks, Surface Mount, Perforated	\$ 332.76
942SM-PR6	6' Park Bench W/Out Back, 2" X 12" Planks, Surface Mount, Perforated Rolled Edge	\$ 357.20
942WM-V6	6' Bench W/Out Back, 2" X 12" Planks, Wall Mount, Diamond	\$ 300.80
942WM-VR6	6' Bench W/Out Back, 2" X 12" Planks, Wall Mount, Diamond Rolled Edge	\$ 319.60
942WM-P6	6' Bench W/Out Back, 2" X 12" Planks, Wall Mount, Perforated	\$ 332.76
942WM-PR6	6' Bench W/Out Back, 2" X 12" Planks, Wall Mount, Perforated Rolled Edge	\$ 357.20
942S-V8	8' Park Bench W/Out Back, 2" X 12" Planks, Inground, Diamond	\$ 330.88

PART NO.	DESCRIPTION	MSRP
942S-VR8	8' Park Bench W/Out Back, 2" X 12" Planks, Inground, Diamond Rolled Edge	\$ 356.26
942S-P8	8' Park Bench W/Out Back, 2" X 12" Planks, Inground, Perforated	\$ 364.72
942S-PR8	8' Park Bench W/Out Back, 2" X 12" Planks, Inground, Perforated Rolled Edge	\$ 390.10
942P-V8	8' Park Bench W/Out Back, 2" X 12" Planks, Portable, Diamond	\$ 330.88
942P-VR8	8' Park Bench W/Out Back, 2" X 12" Planks, Portable, Diamond Rolled Edge	\$ 356.26
942P-P8	8' Park Bench W/Out Back, 2" X 12" Planks, Portable, Perforated	\$ 364.72
942P-PR8	8' Park Bench W/Out Back, 2" X 12" Planks, Portable, Perforated Rolled Edge	\$ 390.10
942SM-V8	8' Park Bench W/Out Back, 2" X 12" Planks, Surface Mount, Diamond	\$ 330.88
942SM-VR8	8' Park Bench W/Out Back, 2" X 12" Planks, Surface Mount, Diamond Rolled Edge	\$ 356.26
942SM-P8	8' Park Bench W/Out Back, 2" X 12" Planks, Surface Mount, Perforated	\$ 364.72
942SM-PR8	8' Park Bench W/Out Back, 2" X 12" Planks, Surface Mount, Perforated Rolled Edge	\$ 390.10
942WM-V8	8' Park Bench W/Out Back, 2" X 12" Planks, Wall Mount, Diamond	\$ 330.88
942WM-VR8	8' Park Bench W/Out Back, 2" X 12" Planks, Wall Mount, Diamond Rolled Edge	\$ 356.26
942WM-P8	8' Park Bench W/Out Back, 2" X 12" Planks, Wall Mount, Perforated	\$ 364.72
942WM-PR8	8' Park Bench W/Out Back, 2" X 12" Planks, Wall Mount, Perforated Rolled Edge	\$ 390.10
942S-V10	10' Park Bench W/Out Back, 2" X 12" Planks, Inground, Diamond	\$ 415.48
942S-P10	10' Park Bench W/Out Back, 2" X 12" Planks, Inground, Perforated	\$ 451.20
942P-V10	10' Park Bench W/Out Back, 2" X 12" Planks, Portable, Diamond	\$ 415.48
942P-P10	10' Park Bench W/Out Back, 2" X 12" Planks, Portable, Perforated	\$ 451.20
942SM-V10	10' Park Bench W/Out Back, 2" X 12" Planks, Surface Mount, Diamond	\$ 415.48
942SM-P10	10' Park Bench W/Out Back, 2" X 12" Planks, Surface Mount, Perforated	\$ 451.20
942WM-V10	10' Park Bench W/Out Back, 2" X 12" Planks, Wall Mount, Diamond	\$ 415.48
942WM-P10	10' Park Bench W/Out Back, 2" X 12" Planks, Wall Mount, Perforated	\$ 451.20
942S-V15	15' Park Bench W/Out Back, 2" X 12" Planks, Inground, Diamond	\$ 532.04
942S-P15	15' Park Bench W/Out Back, 2" X 12" Planks, Inground, Perforated	\$ 589.38
942P-V15	15' Park Bench W/Out Back, 2" X 12" Planks, Portable, Diamond	\$ 532.04
942P-P15	15' Park Bench W/Out Back, 2" X 12" Planks, Portable, Perforated	\$ 589.38
942SM-V15	15' Park Bench W/Out Back, 2" X 12" Planks, Surface Mount, Diamond	\$ 532.04
942SM-P15	15' Park Bench W/Out Back, 2" X 12" Planks, Surface Mount, Perforated	\$ 589.38
942WM-V15	15' Park Bench W/Out Back, 2" X 12" Planks, Wall Mount, Diamond	\$ 532.04
942WM-P15	15' Park Bench W/Out Back, 2" X 12" Planks, Wall Mount, Perforated	\$ 589.38
942S-DV6	6' Deluxe Bench W/Out Back, 2" X 15" Planks, Inground, Diamond	\$ 366.60
942S-DP6	6' Deluxe Bench W/Out Back, 2" X 15" Planks, Inground, Perforated	\$ 400.44
942P-DV6	6' Deluxe Bench W/Out Back, 2" X 15" Planks, Portable, Diamond	\$ 366.60
942P-DP6	6' Deluxe Bench W/Out Back, 2" X 15" Planks, Portable, Perforated	\$ 400.44
942SM-DV6	6' Deluxe Bench W/Out Back, 2" X 15" Planks, Surface Mount, Diamond	\$ 366.60
942SM-DP6	6' Deluxe Bench W/Out Back, 2" X 15" Planks, Surface Mount, Perforated	\$ 400.44
942WM-DV6	6' Deluxe Bench W/Out Back, 2" X 15" Planks, Wall Mount, Diamond	\$ 366.60
942WM-DP6	6' Deluxe Bench W/Out Back, 2" X 15" Planks, Wall Mount, Perforated	\$ 400.44
942S-DV8	8' Deluxe Bench W/Out Back, 2" X 15" Planks, Inground, Diamond	\$ 390.10
942S-DP8	8' Deluxe Bench W/Out Back, 2" X 15" Planks, Inground, Perforated	\$ 433.34
942P-DV8	8' Deluxe Bench W/Out Back, 2" X 15" Planks, Portable, Diamond	\$ 390.10
942P-DP8	8' Deluxe Bench W/Out Back, 2" X 15" Planks, Portable, Perforated	\$ 433.34

PART NO.	DESCRIPTION	MSRP
942SM-DV8	8' Deluxe Bench W/Out Back, 2" X 15" Planks, Surface Mount, Diamond	\$ 390.10
942SM-DP8	8' Deluxe Bench W/Out Back, 2" X 15" Planks, Surface Mount, Perforated	\$ 433.34
942WM-DV8	8' Deluxe Bench W/Out Back, 2" X 15" Planks, Wall Mount, Diamond	\$ 390.10
942WM-DP8	8' Deluxe Bench W/Out Back, 2" X 15" Planks, Wall Mount, Perforated	\$ 433.34
942S-DV10	10' Deluxe Bench W/Out Back, 2" X 15" Planks, Inground, Diamond	\$ 483.16
942S-DP10	10' Deluxe Bench W/Out Back, 2" X 15" Planks, Inground, Perforated	\$ 525.46
942P-DV10	10' Deluxe Bench W/Out Back, 2" X 15" Planks, Portable, Diamond	\$ 483.16
942P-DP10	10' Deluxe Bench W/Out Back, 2" X 15" Planks, Portable, Perforated	\$ 525.46
942SM-DV10	10' Deluxe Bench W/Out Back, 2" X 15" Planks, Surface Mount, Diamond	\$ 483.16
942SM-DP10	10' Deluxe Bench W/Out Back, 2" X 15" Planks, Surface Mount, Perforated	\$ 525.46
942WM-DV10	10' Deluxe Bench W/Out Back, 2" X 15" Planks, Wall Mount, Diamond	\$ 483.16
942WM-DP10	10' Deluxe Bench W/Out Back, 2" X 15" Planks, Wall Mount, Perforated	\$ 525.46
942S-DV15	15' Deluxe Bench W/Out Back, 2" X 15" Planks, Inground, Diamond	\$ 633.56
942S-DP15	15' Deluxe Bench W/Out Back, 2" X 15" Planks, Inground, Perforated	\$ 690.90
942P-DV15	15' Deluxe Bench W/Out Back, 2" X 15" Planks, Portable, Diamond	\$ 633.56
942P-DP15	15' Deluxe Bench W/Out Back, 2" X 15" Planks, Portable, Perforated	\$ 690.90
942SM-DV15	15' Deluxe Bench W/Out Back, 2" X 15" Planks, Surface Mount, Diamond	\$ 633.56
942SM-DP15	15' Deluxe Bench W/Out Back, 2" X 15" Planks, Surface Mount, Perforated	\$ 690.90
942WM-DV15	15' Deluxe Bench W/Out Back, 2" X 15" Planks, Wall Mount, Diamond	\$ 633.56
942WM-DP15	15' Deluxe Bench W/Out Back, 2" X 15" Planks, Wall Mount, Perforated	\$ 690.90
942S-FV	6' & 8' Inground Frame Only - 942 Park Bench W/Out Back	\$ 140.06
942P-FV	6' & 8' Portable Frame Only - 942 Park Bench W/Out Back	\$ 140.06
942SM-FV	6' & 8' Surface Mount Frame Only - 942 Park Bench W/Out Back	\$ 140.06
942WM-FV	6' & 8' Wall Mount Frame Only - 942 Park Bench W/Out Back	\$ 140.06
970-V6	6' Double Pedestal Contour Bench, Diamond	\$ 843.18
970-FB6	6' Double Pedestal Contour Bench, Fiesta	\$ 1,052.80
970-P6	6' Double Pedestal Contour Bench, Perforated	\$ 1,041.52
970-S6	6' Double Pedestal Contour Bench, Slat	\$ 1,069.72
970-W6	6' Double Pedestal Contour Bench, Wave	\$ 1,069.72
970-V8	8' Double Pedestal Contour Bench, Diamond	\$ 889.24
970-FB8	8' Double Pedestal Contour Bench, Fiesta	\$ 1,155.26
970-P8	8' Double Pedestal Contour Bench, Perforated	\$ 1,143.04
970-S8	8' Double Pedestal Contour Bench, Slat	\$ 1,171.24
970-W8	8' Double Pedestal Contour Bench, Wave	\$ 1,171.24
934S-V6	6' Geometric Mall Bench W/Out Back, Inground, Diamond	\$ 1,292.50
934S-P6	6' Geometric Mall Bench W/Out Back, Inground, Perforated	\$ 1,372.40
934SM-V6	6' Geometric Mall Bench W/Out Back, Surface Mount, Diamond	\$ 1,310.36
934SM-P6	6' Geometric Mall Bench W/Out Back, Surface Mount, Perforated	\$ 1,393.08
934S-V8	8' Geometric Mall Bench W/Out Back, Inground, Diamond	\$ 1,434.44
934S-P8	8' Geometric Mall Bench W/Out Back, Inground, Perforated	\$ 1,547.24
934SM-V8	8' Geometric Mall Bench W/Out Back, Surface Mount, Diamond	\$ 1,452.30
934SM-P8	8' Geometric Mall Bench W/Out Back, Surface Mount, Perforated	\$ 1,567.92
932S-V4	4' Mall Bench W/Out Back, Inground, Diamond	\$ 404.20

PART NO.	DESCRIPTION	MSRP
932S-P4	4' Mall Bench W/Out Back, Inground, Perforated	\$ 427.70
932SM-V4	4' Mall Bench W/Out Back, Surface Mount, Diamond	\$ 418.30
932SM-P4	4' Mall Bench W/Out Back, Surface Mount, Perforated	\$ 444.62
932S-V6	6' Mall Bench W/Out Back, Inground, Diamond	\$ 422.06
932S-P6	6' Mall Bench W/Out Back, Inground, Perforated	\$ 454.02
932SM-V6	6' Mall Bench W/Out Back, Surface Mount, Diamond	\$ 440.86
932SM-P6	6' Mall Bench W/Out Back, Surface Mount, Perforated	\$ 475.64
932S-V8	8' Mall Bench W/Out Back, Inground, Diamond	\$ 462.48
932S-P8	8' Mall Bench W/Out Back, Inground, Perforated	\$ 499.14
932SM-V8	8' Mall Bench W/Out Back, Surface Mount, Diamond	\$ 478.46
932SM-P8	8' Mall Bench W/Out Back, Surface Mount, Perforated	\$ 517.94
965S-V4	4' Contour Bench W/ Back, Inground, Diamond	\$ 668.34
965S-FB4	4' Contour Bench W/ Back, Inground, Fiesta	\$ 815.92
965S-P4	4' Contour Bench W/ Back, Inground, Perforated	\$ 769.86
965S-S4	4' Contour Bench W/ Back, Inground, Slat	\$ 771.74
965S-W4	4' Contour Bench W/ Back, Inground, Wave	\$ 771.74
965P-V4	4' Contour Bench W/ Back, Portable, Diamond	\$ 668.34
965P-FB4	4' Contour Bench W/ Back, Portable, Fiesta	\$ 815.92
965P-P4	4' Contour Bench W/ Back, Portable, Perforated	\$ 769.86
965P-S4	4' Contour Bench W/ Back, Portable, Slat	\$ 771.74
965P-W4	4' Contour Bench W/ Back, Portable, Wave	\$ 771.74
965SM-V4	4' Contour Bench W/ Back, Surface Mount, Diamond	\$ 668.34
965SM-FB4	4' Contour Bench W/ Back, Surface Mount, Fiesta	\$ 815.92
965SM-P4	4' Contour Bench W/ Back, Surface Mount, Perforated	\$ 769.86
965SM-S4	4' Contour Bench W/ Back, Surface Mount, Slat	\$ 771.74
965SM-W4	4' Contour Bench W/ Back, Surface Mount, Wave	\$ 771.74
965S-V6	6' Contour Bench W/ Back, Inground, Diamond	\$ 837.54
965S-FB6	6' Contour Bench W/ Back, Inground, Fiesta	\$ 1,018.96
965S-P6	6' Contour Bench W/ Back, Inground, Perforated	\$ 975.72
965S-S6	6' Contour Bench W/ Back, Inground, Slat	\$ 984.18
965S-W6	6' Contour Bench W/ Back, Inground, Wave	\$ 984.18
965P-V6	6' Contour Bench W/ Back, Portable, Diamond	\$ 837.54
965P-FB6	6' Contour Bench W/ Back, Portable, Fiesta	\$ 1,018.96
965P-P6	6' Contour Bench W/ Back, Portable, Perforated	\$ 975.72
965P-S6	6' Contour Bench W/ Back, Portable, Slat	\$ 984.18
965P-W6	6' Contour Bench W/ Back, Portable, Wave	\$ 984.18
965SM-V6	6' Contour Bench W/ Back, Surface Mount, Diamond	\$ 837.54
965SM-FB6	6' Contour Bench W/ Back, Surface Mount, Fiesta	\$ 1,018.96
965SM-P6	6' Contour Bench W/ Back, Surface Mount, Perforated	\$ 975.72
965SM-S6	6' Contour Bench W/ Back, Surface Mount, Slat	\$ 984.18
965SM-W6	6' Contour Bench W/ Back, Surface Mount, Wave	\$ 984.18
965S-V8	8' Contour Bench W/ Back, Inground, Diamond	\$ 1,009.56
965S-FB8	8' Contour Bench W/ Back, Inground, Fiesta	\$ 1,224.82

PART NO.	DESCRIPTION	MSRP
965S-P8	8' Contour Bench W/ Back, Inground, Perforated	\$ 1,179.70
965S-S8	8' Contour Bench W/ Back, Inground, Slat	\$ 1,193.80
965S-W8	8' Contour Bench W/ Back, Inground, Wave	\$ 1,193.80
965P-V8	8' Contour Bench W/ Back, Portable, Diamond	\$ 1,009.56
965P-FB8	8' Contour Bench W/ Back, Portable, Fiesta	\$ 1,224.82
965P-P8	8' Contour Bench W/ Back, Portable, Perforated	\$ 1,179.70
965P-S8	8' Contour Bench W/ Back, Portable, Slat	\$ 1,193.80
965P-W8	8' Contour Bench W/ Back, Portable, Wave	\$ 1,193.80
965SM-V8	8' Contour Bench W/ Back, Surface Mount, Diamond	\$ 1,009.56
965SM-FB8	8' Contour Bench W/ Back, Surface Mount, Fiesta	\$ 1,224.82
965SM-P8	8' Contour Bench W/ Back, Surface Mount, Perforated	\$ 1,179.70
965SM-S8	8' Contour Bench W/ Back, Surface Mount, Slat	\$ 1,193.80
965SM-W8	8' Contour Bench W/ Back, Surface Mount, Wave	\$ 1,193.80
965SAO-V4	4' Contour Add On Bench W/ Back, Inground, Diamond	\$ 589.38
965SAO-FB4	4' Contour Add On Bench W/ Back, Inground, Fiesta	\$ 736.02
965SAO-P4	4' Contour Add On Bench W/ Back, Inground, Perforated	\$ 694.66
965SAO-S4	4' Contour Add On Bench W/ Back, Inground, Slat	\$ 709.70
965SAO-W4	4' Contour Add On Bench W/ Back, Inground, Wave	\$ 709.70
965PAO-V4	4' Contour Add On Bench W/ Back, Portable, Diamond	\$ 589.38
965PAO-FB4	4' Contour Add On Bench W/ Back, Portable, Fiesta	\$ 736.02
965PAO-P4	4' Contour Add On Bench W/ Back, Portable, Perforated	\$ 694.66
965PAO-S4	4' Contour Add On Bench W/ Back, Portable, Slat	\$ 709.70
965PAO-W4	4' Contour Add On Bench W/ Back, Portable, Wave	\$ 709.70
965SMAO-V4	4' Contour Add On Bench W/ Back, Surface Mount, Diamond	\$ 589.38
965SMAO-FB4	4' Contour Add On Bench W/ Back, Surface Mount, Fiesta	\$ 736.02
965SMAO-P4	4' Contour Add On Bench W/ Back, Surface Mount, Perforated	\$ 694.66
965SMAO-S4	4' Contour Add On Bench W/ Back, Surface Mount, Slat	\$ 709.70
965SMAO-W4	4' Contour Add On Bench W/ Back, Surface Mount, Wave	\$ 709.70
965SAO-V6	6' Contour Add On Bench W/ Back, Inground, Diamond	\$ 759.52
965SAO-FB6	6' Contour Add On Bench W/ Back, Inground, Fiesta	\$ 955.04
965SAO-P6	6' Contour Add On Bench W/ Back, Inground, Perforated	\$ 724.74
965SAO-S6	6' Contour Add On Bench W/ Back, Inground, Slat	\$ 920.26
965SAO-W6	6' Contour Add On Bench W/ Back, Inground, Wave	\$ 920.26
965PAO-V6	6' Contour Add On Bench W/ Back, Portable, Diamond	\$ 759.52
965PAO-FB6	6' Contour Add On Bench W/ Back, Portable, Fiesta	\$ 955.04
965PAO-P6	6' Contour Add On Bench W/ Back, Portable, Perforated	\$ 724.74
965PAO-S6	6' Contour Add On Bench W/ Back, Portable, Slat	\$ 920.26
965PAO-W6	6' Contour Add On Bench W/ Back, Portable, Wave	\$ 920.26
965SMAO-V6	6' Contour Add On Bench W/ Back, Surface Mount, Diamond	\$ 759.52
965SMAO-FB6	6' Contour Add On Bench W/ Back, Surface Mount, Fiesta	\$ 955.04
965SMAO-P6	6' Contour Add On Bench W/ Back, Surface Mount, Perforated	\$ 724.74
965SMAO-S6	6' Contour Add On Bench W/ Back, Surface Mount, Slat	\$ 920.26
965SMAO-W6	6' Contour Add On Bench W/ Back, Surface Mount, Wave	\$ 920.26

PART NO.	DESCRIPTION	MSRP
966S-V4	4' Contour Bench W/Out Back, Inground, Diamond	\$ 585.62
966S-FB4	4' Contour Bench W/Out Back, Inground, Fiesta	\$ 730.38
966S-P4	4' Contour Bench W/Out Back, Inground, Perforated	\$ 705.94
966S-S4	4' Contour Bench W/Out Back, Inground, Slat	\$ 704.06
966S-W4	4' Contour Bench W/Out Back, Inground, Wave	\$ 704.06
966P-V4	4' Contour Bench W/Out Back, Portable, Diamond	\$ 585.62
966P-FB4	4' Contour Bench W/Out Back, Portable, Fiesta	\$ 730.38
966P-P4	4' Contour Bench W/Out Back, Portable, Perforated	\$ 705.94
966P-S4	4' Contour Bench W/Out Back, Portable, Slat	\$ 704.06
966P-W4	4' Contour Bench W/Out Back, Portable, Wave	\$ 704.06
966SM-V4	4' Contour Bench W/Out Back, Surface Mount, Diamond	\$ 585.62
966SM-FB4	4' Contour Bench W/Out Back, Surface Mount, Fiesta	\$ 730.38
966SM-P4	4' Contour Bench W/Out Back, Surface Mount, Perforated	\$ 705.94
966SM-S4	4' Contour Bench W/Out Back, Surface Mount, Slat	\$ 704.06
966SM-W4	4' Contour Bench W/Out Back, Surface Mount, Wave	\$ 704.06
966S-V6	6' Contour Bench W/Out Back, Inground, Diamond	\$ 706.88
966S-FB6	6' Contour Bench W/Out Back, Inground, Fiesta	\$ 883.60
966S-P6	6' Contour Bench W/Out Back, Inground, Perforated	\$ 836.60
966S-S6	6' Contour Bench W/Out Back, Inground, Slat	\$ 844.12
966S-W6	6' Contour Bench W/Out Back, Inground, Wave	\$ 844.12
966P-V6	6' Contour Bench W/Out Back, Portable, Diamond	\$ 706.88
966P-FB6	6' Contour Bench W/Out Back, Portable, Fiesta	\$ 883.60
966P-P6	6' Contour Bench W/Out Back, Portable, Perforated	\$ 836.60
966P-S6	6' Contour Bench W/Out Back, Portable, Slat	\$ 844.12
966P-W6	6' Contour Bench W/Out Back, Portable, Wave	\$ 844.12
966SM-V6	6' Contour Bench W/Out Back, Surface Mount, Diamond	\$ 706.88
966SM-FB6	6' Contour Bench W/Out Back, Surface Mount, Fiesta	\$ 883.60
966SM-P6	6' Contour Bench W/Out Back, Surface Mount, Perforated	\$ 836.60
966SM-S6	6' Contour Bench W/Out Back, Surface Mount, Slat	\$ 844.12
966SM-W6	6' Contour Bench W/Out Back, Surface Mount, Wave	\$ 844.12
966S-V8	8' Contour Bench W/Out Back, Inground, Diamond	\$ 827.20
966S-FB8	8' Contour Bench W/Out Back, Inground, Fiesta	\$ 1,037.76
966S-P8	8' Contour Bench W/Out Back, Inground, Perforated	\$ 970.08
966S-S8	8' Contour Bench W/Out Back, Inground, Slat	\$ 984.18
966S-W8	8' Contour Bench W/Out Back, Inground, Wave	\$ 984.18
966P-V8	8' Contour Bench W/Out Back, Portable, Diamond	\$ 827.20
966P-FB8	8' Contour Bench W/Out Back, Portable, Fiesta	\$ 827.20
966P-P8	8' Contour Bench W/Out Back, Portable, Perforated	\$ 970.08
966P-S8	8' Contour Bench W/Out Back, Portable, Slat	\$ 984.18
966P-W8	8' Contour Bench W/Out Back, Portable, Wave	\$ 984.18
966SM-V8	8' Contour Bench W/Out Back, Surface Mount, Diamond	\$ 827.20
966SM-FB8	8' Contour Bench W/Out Back, Surface Mount, Fiesta	\$ 1,037.76
966SM-P8	8' Contour Bench W/Out Back, Surface Mount, Perforated	\$ 970.08

PART NO.	DESCRIPTION	MSRP
966SM-S8	8' Contour Bench W/Out Back, Surface Mount, Slat	\$ 984.18
966SM-W8	8' Contour Bench W/Out Back, Surface Mount, Wave	\$ 984.18
966SAO-V4	4' Contour Add On Bench W/Out Back, Inground, Diamond	\$ 507.60
966SAO-FB4	4' Contour Add On Bench W/Out Back, Inground, Fiesta	\$ 668.34
966SAO-P4	4' Contour Add On Bench W/Out Back, Inground, Perforated	\$ 623.22
966SAO-S4	4' Contour Add On Bench W/Out Back, Inground, Slat	\$ 638.26
966SAO-W4	4' Contour Add On Bench W/Out Back, Inground, Wave	\$ 638.26
966PAO-V4	4' Contour Add On Bench W/Out Back, Portable, Diamond	\$ 507.60
966PAO-FB4	4' Contour Add On Bench W/Out Back, Portable, Fiesta	\$ 668.34
966PAO-P4	4' Contour Add On Bench W/Out Back, Portable, Perforated	\$ 623.22
966PAO-S4	4' Contour Add On Bench W/Out Back, Portable, Slat	\$ 638.26
966PAO-W4	4' Contour Add On Bench W/Out Back, Portable, Wave	\$ 638.26
966SMAO-V4	4' Contour Add On Bench W/Out Back, Surface Mount, Diamond	\$ 507.60
966SMAO-FB4	4' Contour Add On Bench W/Out Back, Surface Mount, Fiesta	\$ 668.34
966SMAO-P4	4' Contour Add On Bench W/Out Back, Surface Mount, Perforated	\$ 623.22
966SMAO-S4	4' Contour Add On Bench W/Out Back, Surface Mount, Slat	\$ 638.26
966SMAO-W4	4' Contour Add On Bench W/Out Back, Surface Mount, Wave	\$ 638.26
966SAO-V6	6' Contour Add On Bench W/Out Back, Inground, Diamond	\$ 624.16
966SAO-FB6	6' Contour Add On Bench W/Out Back, Inground, Fiesta	\$ 819.68
966SAO-P6	6' Contour Add On Bench W/Out Back, Inground, Perforated	\$ 767.98
966SAO-S6	6' Contour Add On Bench W/Out Back, Inground, Slat	\$ 779.26
966SAO-W6	6' Contour Add On Bench W/Out Back, Inground, Wave	\$ 779.26
966PAO-V6	6' Contour Add On Bench W/Out Back, Portable, Diamond	\$ 624.16
966PAO-FB6	6' Contour Add On Bench W/Out Back, Portable, Fiesta	\$ 819.68
966PAO-P6	6' Contour Add On Bench W/Out Back, Portable, Perforated	\$ 767.98
966PAO-S6	6' Contour Add On Bench W/Out Back, Portable, Slat	\$ 779.26
966PAO-W6	6' Contour Add On Bench W/Out Back, Portable, Wave	\$ 779.26
966SMAO-V6	6' Contour Add On Bench W/Out Back, Surface Mount, Diamond	\$ 624.16
966SMAO-FB6	6' Contour Add On Bench W/Out Back, Surface Mount, Fiesta	\$ 819.68
966SMAO-P6	6' Contour Add On Bench W/Out Back, Surface Mount, Perforated	\$ 767.98
966SMAO-S6	6' Contour Add On Bench W/Out Back, Surface Mount, Slat	\$ 779.26
966SMAO-W6	6' Contour Add On Bench W/Out Back, Surface Mount, Wave	\$ 779.26
967-V4	4' Contour Swing Bench, Diamond	\$ 731.32
967-FB4	4' Contour Swing Bench, Fiesta	\$ 843.18
967-P4	4' Contour Swing Bench, Perforated	\$ 771.74
967-S4	4' Contour Swing Bench, Slat	\$ 850.70
967-W4	4' Contour Swing Bench, Wave	\$ 850.70
967-V6	6' Contour Swing Bench, Diamond	\$ 834.72
967-FB6	6' Contour Swing Bench, Fiesta	\$ 913.68
967-P6	6' Contour Swing Bench, Perforated	\$ 843.18
967-S6	6' Contour Swing Bench, Slat	\$ 923.08
967-W6	6' Contour Swing Bench, Wave	\$ 923.08
967-F6	6' Contour Swing Bench - Frame Only	\$ 349.68

PART NO.	DESCRIPTION	MSRP
975S-V4	4' Contour Bench W/ Back, Inground, Diamond	\$ 668.34
975S-FB4	4' Contour Bench W/ Back, Inground, Fiesta	\$ 815.92
975S-P4	4' Contour Bench W/ Back, Inground, Perforated	\$ 769.86
975S-S4	4' Contour Bench W/ Back, Inground, Slat	\$ 771.74
975S-W4	4' Contour Bench W/ Back, Inground, Wave	\$ 771.74
975SM-V4	4' Contour Bench W/ Back, Surface Mount, Diamond	\$ 668.34
975SM-FB4	4' Contour Bench W/ Back, Surface Mount, Fiesta	\$ 815.92
975SM-P4	4' Contour Bench W/ Back, Surface Mount, Perforated	\$ 769.86
975SM-S4	4' Contour Bench W/ Back, Surface Mount, Slat	\$ 771.74
975SM-W4	4' Contour Bench W/ Back, Surface Mount, Wave	\$ 771.74
975S-V6	6' Contour Bench W/ Back, Inground, Diamond	\$ 837.54
975S-FB6	6' Contour Bench W/ Back, Inground, Fiesta	\$ 1,018.96
975S-P6	6' Contour Bench W/ Back, Inground, Perforated	\$ 975.72
975S-S6	6' Contour Bench W/ Back, Inground, Slat	\$ 984.18
975S-W6	6' Contour Bench W/ Back, Inground, Wave	\$ 984.18
975SM-V6	6' Contour Bench W/ Back, Surface Mount, Diamond	\$ 837.54
975SM-FB6	6' Contour Bench W/ Back, Surface Mount, Fiesta	\$ 1,018.96
975SM-P6	6' Contour Bench W/ Back, Surface Mount, Perforated	\$ 975.72
975SM-S6	6' Contour Bench W/ Back, Surface Mount, Slat	\$ 984.18
975SM-W6	6' Contour Bench W/ Back, Surface Mount, Wave	\$ 984.18
975S-V8	8' Contour Bench W/ Back, Inground, Diamond	\$ 1,009.56
975S-FB8	8' Contour Bench W/ Back, Inground, Fiesta	\$ 1,224.82
975S-P8	8' Contour Bench W/ Back, Inground, Perforated	\$ 1,179.70
975S-S8	8' Contour Bench W/ Back, Inground, Slat	\$ 1,193.80
975S-W8	8' Contour Bench W/ Back, Inground, Wave	\$ 1,193.80
975SM-V8	8' Contour Bench W/ Back, Surface Mount, Diamond	\$ 1,009.56
975SM-FB8	8' Contour Bench W/ Back, Surface Mount, Fiesta	\$ 1,224.82
975SM-P8	8' Contour Bench W/ Back, Surface Mount, Perforated	\$ 1,179.70
975SM-S8	8' Contour Bench W/ Back, Surface Mount, Slat	\$ 1,193.80
975SM-W8	8' Contour Bench W/ Back, Surface Mount, Wave	\$ 1,193.80
975SAO-V4	4' Contour Add On Bench W/ Back, Inground, Diamond	\$ 589.38
975SAO-FB4	4' Contour Add On Bench W/ Back, Inground, Fiesta	\$ 736.02
975SAO-P4	4' Contour Add On Bench W/ Back, Inground, Perforated	\$ 694.66
975SAO-S4	4' Contour Add On Bench W/ Back, Inground, Slat	\$ 709.70
975SAO-W4	4' Contour Add On Bench W/ Back, Inground, Wave	\$ 709.70
975SMAO-V4	4' Contour Add On Bench W/ Back, Surface Mount, Diamond	\$ 589.38
975SMAO-FB4	4' Contour Add On Bench W/ Back, Surface Mount, Fiesta	\$ 736.02
975SMAO-P4	4' Contour Add On Bench W/ Back, Surface Mount, Perforated	\$ 694.66
975SMAO-S4	4' Contour Add On Bench W/ Back, Surface Mount, Slat	\$ 709.70
975SMAO-W4	4' Contour Add On Bench W/ Back, Surface Mount, Wave	\$ 709.70
975SAO-V6	6' Contour Add On Bench W/ Back, Inground, Diamond	\$ 759.52
975SAO-FB6	6' Contour Add On Bench W/ Back, Inground, Fiesta	\$ 955.04
975SAO-P6	6' Contour Add On Bench W/ Back, Inground, Perforated	\$ 724.74

PART NO.	DESCRIPTION	MSRP
975SAO-S6	6' Contour Add On Bench W/ Back, Inground, Slat	\$ 920.26
975SAO-W6	6' Contour Add On Bench W/ Back, Inground, Wave	\$ 920.26
975SMAO-V6	6' Contour Add On Bench W/ Back, Surface Mount, Diamond	\$ 759.52
975SMAO-FB6	6' Contour Add On Bench W/ Back, Surface Mount, Fiesta	\$ 955.04
975SMAO-P6	6' Contour Add On Bench W/ Back, Surface Mount, Perforated	\$ 724.74
975SMAO-S6	6' Contour Add On Bench W/ Back, Surface Mount, Slat	\$ 920.26
975SMAO-W6	6' Contour Add On Bench W/ Back, Surface Mount, Wave	\$ 920.26
976S-V4	4' Contour Bench W/Out Back, Inground, Diamond	\$ 585.62
976S-FB4	4' Contour Bench W/Out Back, Inground, Fiesta	\$ 730.38
976S-P4	4' Contour Bench W/Out Back, Inground, Perforated	\$ 705.94
976S-S4	4' Contour Bench W/Out Back, Inground, Slat	\$ 704.06
976S-W4	4' Contour Bench W/Out Back, Inground, Wave	\$ 704.06
976SM-V4	4' Contour Bench W/Out Back, Surface Mount, Diamond	\$ 585.62
976SM-FB4	4' Contour Bench W/Out Back, Surface Mount, Fiesta	\$ 730.38
976SM-P4	4' Contour Bench W/Out Back, Surface Mount, Perforated	\$ 705.94
976SM-S4	4' Contour Bench W/Out Back, Surface Mount, Slat	\$ 704.06
976SM-W4	4' Contour Bench W/Out Back, Surface Mount, Wave	\$ 704.06
976S-V6	6' Contour Bench W/Out Back, Inground, Diamond	\$ 706.88
976S-FB6	6' Contour Bench W/Out Back, Inground, Fiesta	\$ 883.60
976S-P6	6' Contour Bench W/Out Back, Inground, Perforated	\$ 836.60
976S-S6	6' Contour Bench W/Out Back, Inground, Slat	\$ 844.12
976S-W6	6' Contour Bench W/Out Back, Inground, Wave	\$ 844.12
976SM-V6	6' Contour Bench W/Out Back, Surface Mount, Diamond	\$ 706.88
976SM-FB6	6' Contour Bench W/Out Back, Surface Mount, Fiesta	\$ 883.60
976SM-P6	6' Contour Bench W/Out Back, Surface Mount, Perforated	\$ 836.60
976SM-S6	6' Contour Bench W/Out Back, Surface Mount, Slat	\$ 844.12
976SM-W6	6' Contour Bench W/Out Back, Surface Mount, Wave	\$ 844.12
976S-V8	8' Contour Bench W/Out Back, Inground, Diamond	\$ 827.20
976S-FB8	8' Contour Bench W/Out Back, Inground, Fiesta	\$ 1,037.76
976S-P8	8' Contour Bench W/Out Back, Inground, Perforated	\$ 970.08
976S-S8	8' Contour Bench W/Out Back, Inground, Slat	\$ 984.18
976S-W8	8' Contour Bench W/Out Back, Inground, Wave	\$ 984.18
976SM-V8	8' Contour Bench W/Out Back, Surface Mount, Diamond	\$ 827.20
976SM-FB8	8' Contour Bench W/Out Back, Surface Mount, Fiesta	\$ 1,037.76
976SM-P8	8' Contour Bench W/Out Back, Surface Mount, Perforated	\$ 970.08
976SM-S8	8' Contour Bench W/Out Back, Surface Mount, Slat	\$ 984.18
976SM-W8	8' Contour Bench W/Out Back, Surface Mount, Wave	\$ 984.18
976SAO-V4	4' Contour Add On Bench W/Out Back, Inground, Diamond	\$ 507.60
976SAO-FB4	4' Contour Add On Bench W/Out Back, Inground, Fiesta	\$ 668.34
976SAO-P4	4' Contour Add On Bench W/Out Back, Inground, Perforated	\$ 623.22
976SAO-S4	4' Contour Add On Bench W/Out Back, Inground, Slat	\$ 638.26
976SAO-W4	4' Contour Add On Bench W/Out Back, Inground, Wave	\$ 638.26
976SMAO-V4	4' Contour Add On Bench W/Out Back, Surface Mount, Diamond	\$ 507.60

PART NO.	DESCRIPTION	MSRP
976SMAO-FB4	4' Contour Add On Bench W/Out Back, Surface Mount, Fiesta	\$ 668.34
976SMAO-P4	4' Contour Add On Bench W/Out Back, Surface Mount, Perforated	\$ 623.22
976SMAO-S4	4' Contour Add On Bench W/Out Back, Surface Mount, Slat	\$ 638.26
976SMAO-W4	4' Contour Add On Bench W/Out Back, Surface Mount, Wave	\$ 638.26
976SAO-V6	6' Contour Add On Bench W/Out Back, Inground, Diamond	\$ 624.16
976SAO-FB6	6' Contour Add On Bench W/Out Back, Inground, Fiesta	\$ 819.68
976SAO-P6	6' Contour Add On Bench W/Out Back, Inground, Perforated	\$ 767.98
976SAO-S6	6' Contour Add On Bench W/Out Back, Inground, Slat	\$ 779.26
976SAO-W6	6' Contour Add On Bench W/Out Back, Inground, Wave	\$ 779.26
976SMAO-V6	6' Contour Add On Bench W/Out Back, Surface Mount, Diamond	\$ 624.16
976SMAO-FB6	6' Contour Add On Bench W/Out Back, Surface Mount, Fiesta	\$ 819.68
976SMAO-P6	6' Contour Add On Bench W/Out Back, Surface Mount, Perforated	\$ 767.98
976SMAO-S6	6' Contour Add On Bench W/Out Back, Surface Mount, Slat	\$ 779.26
976SMAO-W6	6' Contour Add On Bench W/Out Back, Surface Mount, Wave	\$ 779.26
961S-V6	6' Single Sided Bench, Inground, Diamond	\$ 556.48
961S-VR6	6' Single Sided Bench, Inground, Diamond Rolled Edge	\$ 580.92
961S-P6	6' Single Sided Bench, Inground, Perforated	\$ 588.44
961S-PR6	6' Single Sided Bench, Inground, Perforated Rolled Edge	\$ 614.76
961SM-V6	6' Single Sided Bench, Surface Mount, Diamond	\$ 575.28
961SM-VR6	6' Single Sided Bench, Surface Mount, Diamond Rolled Edge	\$ 599.72
961SM-P6	6' Single Sided Bench, Surface Mount, Perforated	\$ 604.42
961SM-PR6	6' Single Sided Bench, Surface Mount, Perforated Rolled Edge	\$ 632.62
961S-V8	8' Single Sided Bench, Inground, Diamond	\$ 644.84
961S-VR8	8' Single Sided Bench, Inground, Diamond Rolled Edge	\$ 671.16
961S-P8	8' Single Sided Bench, Inground, Perforated	\$ 673.98
961S-PR8	8' Single Sided Bench, Inground, Perforated Rolled Edge	\$ 701.24
961SM-V8	8' Single Sided Bench, Surface Mount, Diamond	\$ 662.70
961SM-VR8	8' Single Sided Bench, Surface Mount, Diamond Rolled Edge	\$ 689.96
961SM-P8	8' Single Sided Bench, Surface Mount, Perforated	\$ 693.72
961SM-PR8	8' Single Sided Bench, Surface Mount, Perforated Rolled Edge	\$ 721.92
962S-V6	6' Double Sided Bench, Inground, Diamond	\$ 832.84
962S-VR6	6' Double Sided Bench, Inground, Diamond Rolled Edge	\$ 865.74
962S-P6	6' Double Sided Bench, Inground, Perforated	\$ 1,021.78
962S-PR6	6' Double Sided Bench, Inground, Perforated Rolled Edge	\$ 1,075.36
962SM-V6	6' Double Sided Bench, Surface Mount, Diamond	\$ 863.86
962SM-VR6	6' Double Sided Bench, Surface Mount, Diamond Rolled Edge	\$ 902.40
962SM-P6	6' Double Sided Bench, Surface Mount, Perforated	\$ 1,059.38
962SM-PR6	6' Double Sided Bench, Surface Mount, Perforated Rolled Edge	\$ 1,112.02
962S-V8	8' Double Sided Bench, Inground, Diamond	\$ 934.36
962S-VR8	8' Double Sided Bench, Inground, Diamond Rolled Edge	\$ 996.40
962S-P8	8' Double Sided Bench, Inground, Perforated	\$ 1,126.12
962S-PR8	8' Double Sided Bench, Inground, Perforated Rolled Edge	\$ 1,180.64
962SM-V8	8' Double Sided Bench, Surface Mount, Diamond	\$ 961.62

PART NO.	DESCRIPTION	MSRP
962SM-VR8	8' Double Sided Bench, Surface Mount, Diamond Rolled Edge	\$ 1,008.62
962SM-P8	8' Double Sided Bench, Surface Mount, Perforated	\$ 1,167.48
962SM-PR8	8' Double Sided Bench, Surface Mount, Perforated Rolled Edge	\$ 1,217.30
800S-VS2	2-Seat Straight Bench W/ Back, Inground, Diamond	\$ 604.42
800S-PS2	2-Seat Straight Bench W/ Back, Inground, Perforated	\$ 642.02
800P-VS2	2-Seat Straight Bench W/ Back, Portable, Diamond	\$ 604.42
800P-PS2	2-Seat Straight Bench W/ Back, Portable, Perforated	\$ 642.02
800SM-VS2	2-Seat Straight Bench W/ Back, Surface Mount, Diamond	\$ 604.42
800SM-PS2	2-Seat Straight Bench W/ Back, Surface Mount, Perforated	\$ 642.02
800S-VS3	3-Seat Straight Bench W/ Back, Inground, Diamond	\$ 851.64
800S-PS3	3-Seat Straight Bench W/ Back, Inground, Perforated	\$ 905.22
800P-VS3	3-Seat Straight Bench W/ Back, Portable, Diamond	\$ 851.64
800P-PS3	3-Seat Straight Bench W/ Back, Portable, Perforated	\$ 905.22
800SM-VS3	3-Seat Straight Bench W/ Back, Surface Mount, Diamond	\$ 851.64
800SM-PS3	3-Seat Straight Bench W/ Back, Surface Mount, Perforated	\$ 905.22
700S-VS2	2-Seat Straight Bench W/Out Back, Inground, Diamond	\$ 582.80
700S-PS2	2-Seat Straight Bench W/Out Back, Inground, Perforated	\$ 592.20
700P-VS2	2-Seat Straight Bench W/Out Back, Portable, Diamond	\$ 582.80
700P-PS2	2-Seat Straight Bench W/Out Back, Portable, Perforated	\$ 592.20
700SM-VS2	2-Seat Straight Bench W/Out Back, Surface Mount, Diamond	\$ 582.80
700SM-PS2	2-Seat Straight Bench W/Out Back, Surface Mount, Perforated	\$ 592.20
700S-VS3	3-Seat Straight Bench W/Out Back, Inground, Diamond	\$ 859.16
700S-PS3	3-Seat Straight Bench W/Out Back, Inground, Perforated	\$ 877.96
700P-VS3	3-Seat Straight Bench W/Out Back, Portable, Diamond	\$ 859.16
700P-PS3	3-Seat Straight Bench W/Out Back, Portable, Perforated	\$ 877.96
700SM-VS3	3-Seat Straight Bench W/Out Back, Surface Mount, Diamond	\$ 859.16
700SM-PS3	3-Seat Straight Bench W/Out Back, Surface Mount, Perforated	\$ 877.96
815S-VCA3	3-Seat 15 Degree Concave Bench W/ Back, Inground, Diamond	\$ 911.80
815S-PCA3	3-Seat 15 Degree Concave Bench W/ Back, Inground, Perforated	\$ 967.26
815P-VCA3	3-Seat 15 Degree Concave Bench W/ Back, Portable, Diamond	\$ 911.80
815P-PCA3	3-Seat 15 Degree Concave Bench W/ Back, Portable, Perforated	\$ 967.26
815SM-VCA3	3-Seat 15 Degree Concave Bench W/ Back, Surface Mount, Diamond	\$ 911.80
815SM-PCA3	3-Seat 15 Degree Concave Bench W/ Back, Surface Mount, Perforated	\$ 967.26
815S-VCX3	3-Seat 15 Degree Convex Bench W/ Back, Inground, Diamond	\$ 911.80
815S-PCX3	3-Seat 15 Degree Convex Bench W/ Back, Inground, Perforated	\$ 972.90
815P-VCX3	3-Seat 15 Degree Convex Bench W/ Back, Portable, Diamond	\$ 911.80
815P-PCX3	3-Seat 15 Degree Convex Bench W/ Back, Portable, Perforated	\$ 972.90
815SM-VCX3	3-Seat 15 Degree Convex Bench W/ Back, Surface Mount, Diamond	\$ 911.80
815SM-PCX3	3-Seat 15 Degree Convex Bench W/ Back, Surface Mount, Perforated	\$ 972.90
830S-VCX3	3-Seat 30 Degree Convex Bench W/ Back, Inground, Diamond	\$ 911.80
830S-PCX3	3-Seat 30 Degree Convex Bench W/ Back, Inground, Perforated	\$ 972.90
830P-VCX3	3-Seat 30 Degree Convex Bench W/ Back, Portable, Diamond	\$ 911.80
830P-PCX3	3-Seat 30 Degree Convex Bench W/ Back, Portable, Perforated	\$ 972.90

PART NO.	DESCRIPTION	MSRP
830SM-VCX3	3-Seat 30 Degree Convex Bench W/ Back, Surface Mount, Diamond	\$ 911.80
830SM-PCX3	3-Seat 30 Degree Convex Bench W/ Back, Surface Mount, Perforated	\$ 972.90
715S-VCA3	3-Seat 15 Degree Concave Bench W/Out Back, Inground, Diamond	\$ 891.12
715S-PCA3	3-Seat 15 Degree Concave Bench W/Out Back, Inground, Perforated	\$ 948.46
715P-VCA3	3-Seat 15 Degree Concave Bench W/Out Back, Portable, Diamond	\$ 891.12
715P-PCA3	3-Seat 15 Degree Concave Bench W/Out Back, Portable, Perforated	\$ 948.46
715SM-VCA3	3-Seat 15 Degree Concave Bench W/Out Back, Surface Mount, Diamond	\$ 891.12
715SM-PCA3	3-Seat 15 Degree Concave Bench W/Out Back, Surface Mount, Perforated	\$ 948.46
715S-VCX3	3-Seat 15 Degree Convex Bench W/Out Back, Inground, Diamond	\$ 891.12
715S-PCX3	3-Seat 15 Degree Convex Bench W/Out Back, Inground, Perforated	\$ 948.46
715P-VCX3	3-Seat 15 Degree Convex Bench W/Out Back, Portable, Diamond	\$ 891.12
715P-PCX3	3-Seat 15 Degree Convex Bench W/Out Back, Portable, Perforated	\$ 948.46
715SM-VCX3	3-Seat 15 Degree Convex Bench W/Out Back, Surface Mount, Diamond	\$ 891.12
715SM-PCX3	3-Seat 15 Degree Convex Bench W/Out Back, Surface Mount, Perforated	\$ 948.46
730S-VCX3	3-Seat 30 Degree Convex Bench W/Out Back, Inground, Diamond	\$ 892.06
730S-PCX3	3-Seat 30 Degree Convex Bench W/Out Back, Inground, Perforated	\$ 949.40
730P-VCX3	3-Seat 30 Degree Convex Bench W/Out Back, Portable, Diamond	\$ 892.06
730P-PCX3	3-Seat 30 Degree Convex Bench W/Out Back, Portable, Perforated	\$ 949.40
730SM-VCX3	3-Seat 30 Degree Convex Bench W/Out Back, Surface Mount, Diamond	\$ 892.06
730SM-PCX3	3-Seat 30 Degree Convex Bench W/Out Back, Surface Mount, Perforated	\$ 949.40
955S-V24	2' Sierra Bench, Inground, Diamond	\$ 404.20
955S-FB24	2' Sierra Bench, Inground, Fiesta	\$ 415.48
955S-P24	2' Sierra Bench, Inground, Perforated	\$ 425.82
955S-S24	2' Sierra Bench, Inground, Slat	\$ 425.82
955S-W24	2' Sierra Bench, Inground, Wave	\$ 425.82
955P-V24	2' Sierra Bench, Portable, Diamond	\$ 404.20
955P-FB24	2' Sierra Bench, Portable, Fiesta	\$ 415.48
955P-P24	2' Sierra Bench, Portable, Perforated	\$ 425.82
955P-S24	2' Sierra Bench, Portable, Slat	\$ 425.82
955P-W24	2' Sierra Bench, Portable, Wave	\$ 425.82
955SM-V24	2' Sierra Bench, Surface Mount, Diamond	\$ 404.20
955SM-FB24	2' Sierra Bench, Surface Mount, Fiesta	\$ 415.48
955SM-P24	2' Sierra Bench, Surface Mount, Perforated	\$ 425.82
955SM-S24	2' Sierra Bench, Surface Mount, Slat	\$ 425.82
955SM-W24	2' Sierra Bench, Surface Mount, Wave	\$ 425.82
955S-V4	4' Sierra Bench, Inground, Diamond	\$ 561.18
955S-FB4	4' Sierra Bench, Inground, Fiesta	\$ 620.40
955S-P4	4' Sierra Bench, Inground, Perforated	\$ 599.72
955S-S4	4' Sierra Bench, Inground, Slat	\$ 620.40
955S-W4	4' Sierra Bench, Inground, Wave	\$ 620.40
955P-V4	4' Sierra Bench, Portable, Diamond	\$ 561.18
955P-FB4	4' Sierra Bench, Portable, Fiesta	\$ 620.40
955P-P4	4' Sierra Bench, Portable, Perforated	\$ 599.72

PART NO.	DESCRIPTION	MSRP
955P-S4	4' Sierra Bench, Portable, Slat	\$ 620.40
955P-W4	4' Sierra Bench, Portable, Wave	\$ 620.40
955SM-V4	4' Sierra Bench, Surface Mount, Diamond	\$ 561.18
955SM-FB4	4' Sierra Bench, Surface Mount, Fiesta	\$ 620.40
955SM-P4	4' Sierra Bench, Surface Mount, Perforated	\$ 599.72
955SM-S4	4' Sierra Bench, Surface Mount, Slat	\$ 620.40
955SM-W4	4' Sierra Bench, Surface Mount, Wave	\$ 620.40
955S-V6	6' Sierra Bench, Inground, Diamond	\$ 580.92
955S-FB6	6' Sierra Bench, Inground, Fiesta	\$ 740.72
955S-P6	6' Sierra Bench, Inground, Perforated	\$ 705.94
955S-S6	6' Sierra Bench, Inground, Slat	\$ 740.72
955S-W6	6' Sierra Bench, Inground, Wave	\$ 740.72
955P-V6	6' Sierra Bench, Portable, Diamond	\$ 580.92
955P-FB6	6' Sierra Bench, Portable, Fiesta	\$ 740.72
955P-P6	6' Sierra Bench, Portable, Perforated	\$ 705.94
955P-S6	6' Sierra Bench, Portable, Slat	\$ 740.72
955P-W6	6' Sierra Bench, Portable, Wave	\$ 740.72
955SM-V6	6' Sierra Bench, Surface Mount, Diamond	\$ 580.92
955SM-FB6	6' Sierra Bench, Surface Mount, Fiesta	\$ 740.72
955SM-P6	6' Sierra Bench, Surface Mount, Perforated	\$ 705.94
955SM-S6	6' Sierra Bench, Surface Mount, Slat	\$ 740.72
955SM-W6	6' Sierra Bench, Surface Mount, Wave	\$ 740.72
955S-V8	8' Sierra Bench, Inground, Diamond	\$ 600.66
955S-FB8	8' Sierra Bench, Inground, Fiesta	\$ 862.92
955S-P8	8' Sierra Bench, Inground, Perforated	\$ 812.16
955S-S8	8' Sierra Bench, Inground, Slat	\$ 862.92
955S-W8	8' Sierra Bench, Inground, Wave	\$ 862.92
955P-V8	8' Sierra Bench, Portable, Diamond	\$ 600.66
955P-FB8	8' Sierra Bench, Portable, Fiesta	\$ 862.92
955P-P8	8' Sierra Bench, Portable, Perforated	\$ 812.16
955P-S8	8' Sierra Bench, Portable, Slat	\$ 862.92
955P-W8	8' Sierra Bench, Portable, Wave	\$ 862.92
955SM-V8	8' Sierra Bench, Surface Mount, Diamond	\$ 600.66
955SM-FB8	8' Sierra Bench, Surface Mount, Fiesta	\$ 862.92
955SM-P8	8' Sierra Bench, Surface Mount, Perforated	\$ 812.16
955SM-S8	8' Sierra Bench, Surface Mount, Slat	\$ 862.92
955SM-W8	8' Sierra Bench, Surface Mount, Wave	\$ 862.92
955SAO-V24	2' Sierra Add On Bench, Inground, Diamond	\$ 348.74
955SAO-FB24	2' Sierra Add On Bench, Inground, Fiesta	\$ 384.46
955SAO-P24	2' Sierra Add On Bench, Inground, Perforated	\$ 384.46
955SAO-S24	2' Sierra Add On Bench, Inground, Slat	\$ 384.46
955SAO-W24	2' Sierra Add On Bench, Inground, Wave	\$ 384.46
955PAO-V24	2' Sierra Add On Bench, Portable, Diamond	\$ 348.74

PART NO.	DESCRIPTION	MSRP
955PAO-FB24	2' Sierra Add On Bench, Portable, Fiesta	\$ 384.46
955PAO-P24	2' Sierra Add On Bench, Portable, Perforated	\$ 384.46
955PAO-S24	2' Sierra Add On Bench, Portable, Slat	\$ 384.46
955PAO-W24	2' Sierra Add On Bench, Portable, Wave	\$ 384.46
955SMAO-V24	2' Sierra Add On Bench, Surface Mount, Diamond	\$ 348.74
955SMAO-FB24	2' Sierra Add On Bench, Surface Mount, Fiesta	\$ 384.46
955SMAO-P24	2' Sierra Add On Bench, Surface Mount, Perforated	\$ 384.46
955SMAO-S24	2' Sierra Add On Bench, Surface Mount, Slat	\$ 384.46
955SMAO-W24	2' Sierra Add On Bench, Surface Mount, Wave	\$ 384.46
955SAO-V4	4' Sierra Add On Bench, Inground, Diamond	\$ 515.12
955SAO-FB4	4' Sierra Add On Bench, Inground, Fiesta	\$ 579.98
955SAO-P4	4' Sierra Add On Bench, Inground, Perforated	\$ 552.72
955SAO-S4	4' Sierra Add On Bench, Inground, Slat	\$ 579.98
955SAO-W4	4' Sierra Add On Bench, Inground, Wave	\$ 579.98
955PAO-V4	4' Sierra Add On Bench, Portable, Diamond	\$ 515.12
955PAO-FB4	4' Sierra Add On Bench, Portable, Fiesta	\$ 579.98
955PAO-P4	4' Sierra Add On Bench, Portable, Perforated	\$ 552.72
955PAO-S4	4' Sierra Add On Bench, Portable, Slat	\$ 579.98
955PAO-W4	4' Sierra Add On Bench, Portable, Wave	\$ 579.98
955SMAO-V4	4' Sierra Add On Bench, Surface Mount, Diamond	\$ 515.12
955SMAO-FB4	4' Sierra Add On Bench, Surface Mount, Fiesta	\$ 579.98
955SMAO-P4	4' Sierra Add On Bench, Surface Mount, Perforated	\$ 552.72
955SMAO-S4	4' Sierra Add On Bench, Surface Mount, Slat	\$ 579.98
955SMAO-W4	4' Sierra Add On Bench, Surface Mount, Wave	\$ 579.98
955SAO-V6	6' Sierra Add On Bench, Inground, Diamond	\$ 536.74
955SAO-FB6	6' Sierra Add On Bench, Inground, Fiesta	\$ 701.24
955SAO-P6	6' Sierra Add On Bench, Inground, Perforated	\$ 658.94
955SAO-S6	6' Sierra Add On Bench, Inground, Slat	\$ 701.24
955SAO-W6	6' Sierra Add On Bench, Inground, Wave	\$ 701.24
955PAO-V6	6' Sierra Add On Bench, Portable, Diamond	\$ 536.74
955PAO-FB6	6' Sierra Add On Bench, Portable, Fiesta	\$ 701.24
955PAO-P6	6' Sierra Add On Bench, Portable, Perforated	\$ 658.94
955PAO-S6	6' Sierra Add On Bench, Portable, Slat	\$ 701.24
955PAO-W6	6' Sierra Add On Bench, Portable, Wave	\$ 701.24
955SMAO-V6	6' Sierra Add On Bench, Surface Mount, Diamond	\$ 536.74
955SMAO-FB6	6' Sierra Add On Bench, Surface Mount, Fiesta	\$ 701.24
955SMAO-P6	6' Sierra Add On Bench, Surface Mount, Perforated	\$ 658.94
955SMAO-S6	6' Sierra Add On Bench, Surface Mount, Slat	\$ 701.24
955SMAO-W6	6' Sierra Add On Bench, Surface Mount, Wave	\$ 701.24
955SAO-V8	8' Sierra Add On Bench, Inground, Diamond	\$ 556.48
955SAO-FB8	8' Sierra Add On Bench, Inground, Fiesta	\$ 822.50
955SAO-P8	8' Sierra Add On Bench, Inground, Perforated	\$ 764.22
955SAO-S8	8' Sierra Add On Bench, Inground, Slat	\$ 822.50

PART NO.	DESCRIPTION	MSRP
955SAO-W8	8' Sierra Add On Bench, Inground, Wave	\$ 822.50
955PAO-V8	8' Sierra Add On Bench, Portable, Diamond	\$ 556.48
955PAO-FB8	8' Sierra Add On Bench, Portable, Fiesta	\$ 556.48
955PAO-P8	8' Sierra Add On Bench, Portable, Perforated	\$ 822.50
955PAO-S8	8' Sierra Add On Bench, Portable, Slat	\$ 822.50
955PAO-W8	8' Sierra Add On Bench, Portable, Wave	\$ 822.50
955SMAO-V8	8' Sierra Add On Bench, Surface Mount, Diamond	\$ 556.48
955SMAO-FB8	8' Sierra Add On Bench, Surface Mount, Fiesta	\$ 822.50
955SMAO-P8	8' Sierra Add On Bench, Surface Mount, Perforated	\$ 764.22
955SMAO-S8	8' Sierra Add On Bench, Surface Mount, Slat	\$ 822.50
955SMAO-W8	8' Sierra Add On Bench, Surface Mount, Wave	\$ 822.50
950S-V4	4' Capri Bench, Inground, Diamond	\$ 472.82
950S-FB4	4' Capri Bench, Inground, Fiesta	\$ 592.20
950S-P4	4' Capri Bench, Inground, Perforated	\$ 592.20
950S-S4	4' Capri Bench, Inground, Slat	\$ 592.20
950S-W4	4' Capri Bench, Inground, Wave	\$ 592.20
950P-V4	4' Capri Bench, Portable, Diamond	\$ 472.82
950P-FB4	4' Capri Bench, Portable, Fiesta	\$ 592.20
950P-P4	4' Capri Bench, Portable, Perforated	\$ 592.20
950P-S4	4' Capri Bench, Portable, Slat	\$ 592.20
950P-W4	4' Capri Bench, Portable, Wave	\$ 592.20
950SM-V4	4' Capri Bench, Surface Mount, Diamond	\$ 472.82
950SM-FB4	4' Capri Bench, Surface Mount, Fiesta	\$ 592.20
950SM-P4	4' Capri Bench, Surface Mount, Perforated	\$ 592.20
950SM-S4	4' Capri Bench, Surface Mount, Slat	\$ 592.20
950SM-W4	4' Capri Bench, Surface Mount, Wave	\$ 592.20
950S-V6	6' Capri Bench, Inground, Diamond	\$ 567.76
950S-FB6	6' Capri Bench, Inground, Fiesta	\$ 629.80
950S-P6	6' Capri Bench, Inground, Perforated	\$ 629.80
950S-S6	6' Capri Bench, Inground, Slat	\$ 629.80
950S-W6	6' Capri Bench, Inground, Wave	\$ 629.80
950P-V6	6' Capri Bench, Portable, Diamond	\$ 567.76
950P-FB6	6' Capri Bench, Portable, Fiesta	\$ 629.80
950P-P6	6' Capri Bench, Portable, Perforated	\$ 629.80
950P-S6	6' Capri Bench, Portable, Slat	\$ 629.80
950P-W6	6' Capri Bench, Portable, Wave	\$ 629.80
950SM-V6	6' Capri Bench, Surface Mount, Diamond	\$ 567.76
950SM-FB6	6' Capri Bench, Surface Mount, Fiesta	\$ 629.80
950SM-P6	6' Capri Bench, Surface Mount, Perforated	\$ 629.80
950SM-S6	6' Capri Bench, Surface Mount, Slat	\$ 629.80
950SM-W6	6' Capri Bench, Surface Mount, Wave	\$ 629.80
950S-V8	8' Capri Bench, Inground, Diamond	\$ 664.58
950S-FB8	8' Capri Bench, Inground, Fiesta	\$ 768.92

PART NO.	DESCRIPTION	MSRP
950S-P8	8' Capri Bench, Inground, Perforated	\$ 768.92
950S-S8	8' Capri Bench, Inground, Slat	\$ 768.92
950S-W8	8' Capri Bench, Inground, Wave	\$ 768.92
950P-V8	8' Capri Bench, Portable, Diamond	\$ 664.58
950P-FB8	8' Capri Bench, Portable, Fiesta	\$ 768.92
950P-P8	8' Capri Bench, Portable, Perforated	\$ 768.92
950P-S8	8' Capri Bench, Portable, Slat	\$ 768.92
950P-W8	8' Capri Bench, Portable, Wave	\$ 768.92
950SM-V8	8' Capri Bench, Surface Mount, Diamond	\$ 664.58
950SM-FB8	8' Capri Bench, Surface Mount, Fiesta	\$ 768.92
950SM-P8	8' Capri Bench, Surface Mount, Perforated	\$ 768.92
950SM-S8	8' Capri Bench, Surface Mount, Slat	\$ 768.92
950SM-W8	8' Capri Bench, Surface Mount, Wave	\$ 768.92
963P-V4	4' Contour Bench W/Back, Portable, Diamond	\$ 501.02
963P-V6	6' Contour Bench W/Back, Portable, Diamond	\$ 562.12
963SM-V4	4' Contour Bench W/Back, Surface Mount, Diamond	\$ 471.88
963SM-V6	6' Contour Bench W/Back, Surface Mount, Diamond	\$ 506.66
963S-V4	4' Contour Bench W/Back, Inground, Diamond	\$ 446.50
963S-V6	6' Contour Bench W/Back, Inground, Diamond	\$ 481.28
96-S4	4' Jackson Bench W/ Back, Vertical Slat - Pc	\$ 616.64
96-S6	6' Jackson Bench W/ Back, Vertical Slat - Pc	\$ 719.10
96-S8	8' Jackson Bench W/ Back, Vertical Slat - Pc	\$ 820.62
95-S4	6' Jackson Bench W/O Back, Slat - Pc	\$ 550.84
95-S6	6' Jackson Bench W/O Back, Slat - Pc	\$ 634.50
95-S8	8' Jackson Bench W/O Back, Slat - Pc	\$ 719.10
JK-36FT	36 Gallon Jackson Receptacle W/ Flat Top Lid & Plastic Liner - Pc	\$ 555.54
JK-36AU	36 Gallon Jackson Receptacle W/ Ash Urn Lid & Plastic Liner - Pc	\$ 687.14
JK-36RB	36 Gallon Jackson Receptacle W/ Rain Bonnet Lid & Plastic Liner - Pc	\$ 634.50
358-RDV	46" Round Table, Diamond	\$ 863.86
358-RDP	46" Round Table, Perforated	\$ 964.44
358H-RDV	3-Seat, 46" Round Table, Diamond	\$ 823.44
358H-RDP	3-Seat, 46" Round Table, Perforated	\$ 905.22
358-OV	46" Octagon Table, Diamond	\$ 837.54
358-OVR	46" Octagon Table, Diamond Rolled Edge	\$ 914.62
358-OP	46" Octagon Table, Perforated	\$ 914.62
358-OPR	46" Octagon Table, Perforated Rolled Edge	\$ 976.66
358-V	46" Square Table, Diamond	\$ 765.16
358-VR	46" Square Table, Diamond Rolled Edge	\$ 912.74
358-P	46" Square Table, Perforated	\$ 916.50
358-PR	46" Square Table, Perforated Rolled Edge	\$ 959.74
358H-OV	3-Seat, 46" Octagon Table, Diamond	\$ 871.38
358H-OVR	3-Seat, 46" Octagon Table, Diamond Rolled Edge	\$ 897.70
358H-OP	3-Seat, 46" Octagon Table, Perforated	\$ 955.04

PART NO.	DESCRIPTION	MSRP
358H-OPR	3-Seat, 46" Octagon Table, Perforated Rolled Edge	\$ 1,029.30
358H-V	3-Seat, 46" Square Table, Diamond	\$ 861.98
358H-VR	3-Seat, 46" Square Table, Diamond Rolled Edge	\$ 887.36
358H-P	3-Seat, 46" Square Table, Perforated	\$ 943.76
358H-PR	3-Seat, 46" Square Table, Perforated Rolled Edge	\$ 970.08
238-V4	4' Extra Heavy Duty Table, Diamond	\$ 754.82
238-P4	4' Extra Heavy Duty Table, Perforated	\$ 820.62
238-V6	6' Extra Heavy Duty Table, Diamond	\$ 801.82
238-VR6	6' Extra Heavy Duty Table, Diamond Rolled Edge	\$ 844.12
238-P6	6' Extra Heavy Duty Table, Perforated	\$ 883.60
238-PR6	6' Extra Heavy Duty Table, Perforated Rolled Edge	\$ 930.60
238-V6U	6' Extra Heavy Duty Table, Diamond, With Umbrella Hole	\$ 850.70
238-P6U	6' Extra Heavy Duty Table, Perforated, With Umbrella Hole	\$ 931.54
238HS-V6	6' Single Sided Extra Heavy Duty Ada Table, Diamond	\$ 687.14
238HS-P6	6' Single Sided Extra Heavy Duty Ada Table, Perforated	\$ 800.88
238-V8	8' Extra Heavy Duty Table, Diamond	\$ 861.04
238-VR8	8' Extra Heavy Duty Table, Diamond Rolled Edge	\$ 935.30
238-P8	8' Extra Heavy Duty Table, Perforated	\$ 948.46
238-PR8	8' Extra Heavy Duty Table, Perforated Rolled Edge	\$ 989.82
238-V8U	8' Extra Heavy Duty Table, Diamond, With Umbrella Hole	\$ 909.92
238-P8U	8' Extra Heavy Duty Table, Perforated, With Umbrella Hole	\$ 996.40
238-V6U	6' Extra Heavy Duty Table With Umbrella Hole, Diamond - Pc Frame	\$ 850.70
238-P6U	6' Extra Heavy Duty Table With Umbrella Hole, Perforated - Pc Frame	\$ 931.54
238H-V8	8' Double Sided Extra Heavy Duty Ada Table, Diamond	\$ 861.04
238H-VR8	8' Double Sided Extra Heavy Duty Ada Table, Diamond Rolled Edge	\$ 935.30
238H-P8	8' Double Sided Extra Heavy Duty Ada Table, Perforated	\$ 948.46
238H-PR8	8' Double Sided Extra Heavy Duty Ada Table, Perforated Rolled Edge	\$ 989.82
238HS-V8	8' Single Sided Extra Heavy Duty Ada Table, Diamond	\$ 861.04
238HS-VR8	8' Single Sided Extra Heavy Duty Ada Table, Diamond Rolled Edge	\$ 935.30
238HS-P8	8' Single Sided Extra Heavy Duty Ada Table, Perforated	\$ 948.46
238HS-PR8	8' Single Sided Extra Heavy Duty Ada Table, Perforated Rolled Edge	\$ 989.82
238-FV	6' & 8' Frame Only - Extra Heavy Duty Table	\$ 296.10
238H-4-V10	10' Ada Extra Heavy Duty Shelter Table, (4 Legs / 4 Seats), Diamond	\$ 1,492.72
238H-4-P10	10' Ada Extra Heavy Duty Shelter Table, (4 Legs / 4 Seats), Perforated	\$ 1,607.40
238H-3-V12	12' Ada Extra Heavy Duty (3 Legs / 2 Seats) Shelter Table Diamond	\$ 1,234.22
238H-3-P12	12' Ada Extra Heavy Duty (3 Legs / 2 Seats) Shelter Table Perforated	\$ 1,330.10
238H-4-FV	10' Ada Frame Only - (4 Legs) Ada Shelter Table	\$ 608.18
238H-3-FV	12' Ada Frame Only - (3 Legs) Ada Shelter Table	\$ 451.20
238-3-V10	10' Extra Heavy Duty (3 Legs / 2 Seats) Shelter Table, Diamond	\$ 1,178.76
238-3-P10	10' Extra Heavy Duty (3 Legs / 2 Seats) Shelter Table, Perforated	\$ 1,348.90
238-3-V12	12' Extra Heavy Duty (3 Legs / 2 Seats) Shelter Table, Diamond	\$ 1,234.22
238-3-P12	12' Extra Heavy Duty (3 Legs / 2 Seats) Shelter Table, Perforated	\$ 1,398.72
238-3-FV	10' & 12' Frame Only - (3 Legs) Shelter Table	\$ 451.20

PART NO.	DESCRIPTION	MSRP
158-V4	4' Heavy Duty Table, Diamond	\$ 722.86
158-P4	4' Heavy Duty Table, Perforated	\$ 785.84
158-V6	6' Heavy Duty Table, Diamond	\$ 762.34
158-VR6	6' Heavy Duty Table, Diamond Rolled Edge	\$ 812.16
158-P6	6' Heavy Duty Table, Perforated	\$ 848.82
158-PR6	6' Heavy Duty Table, Perforated Rolled Edge	\$ 902.40
158-V8	8' Heavy Duty Table, Diamond	\$ 819.68
158-VR8	8' Heavy Duty Table, Diamond Rolled Edge	\$ 887.36
158-P8	8' Heavy Duty Table, Perforated	\$ 899.58
158-PR8	8' Heavy Duty Table, Perforated Rolled Edge	\$ 975.72
158H-V8	8' Double Sided Ada Table, Diamond	\$ 830.02
158H-VR8	8' Double Sided Ada Table, Diamond Rolled Edge	\$ 892.06
158H-P8	8' Double Sided Ada Table, Perforated	\$ 865.74
158H-PR8	8' Double Sided Ada Table, Perforated Rolled Edge	\$ 926.84
158HS-V8	8' Single Sided Ada Table, Diamond	\$ 830.02
158HS-VR8	8' Single Sided Ada Table, Diamond Rolled Edge	\$ 892.06
158HS-P8	8' Single Sided Ada Table, Perforated	\$ 865.74
158HS-PR8	8' Single Sided Ada Table, Perforated Rolled Edge	\$ 926.84
158-FV	6' & 8' Frame Only - 158 Heavy Duty Table	\$ 208.68
BT158-V4	4' Heavy Duty Table W/ Bolt-Thru Frame, Diamond	\$ 753.88
BT158-P4	4' Heavy Duty Table W/ Bolt-Thru Frame, Perforated	\$ 799.00
BT158-V6	6' Heavy Duty Table W/ Bolt-Thru Frame, Diamond	\$ 794.30
BT158-VR6	6' Heavy Duty Table W/ Bolt-Thru Frame, Diamond Rolled Edge	\$ 828.14
BT158-P6	6' Heavy Duty Table W/ Bolt-Thru Frame, Perforated	\$ 862.92
BT158-PR6	6' Heavy Duty Table W/ Bolt-Thru Frame, Perforated Rolled Edge	\$ 919.32
BT158-V8	8' Heavy Duty Table W/ Bolt-Thru Frame, Diamond	\$ 849.76
BT158-VR8	8' Heavy Duty Table W/ Bolt-Thru Frame, Diamond Rolled Edge	\$ 902.40
BT158-P8	8' Heavy Duty Table W/ Bolt-Thru Frame, Perforated	\$ 918.38
BT158-PR8	8' Heavy Duty Table W/ Bolt-Thru Frame, Perforated Rolled Edge	\$ 987.94
BT158-FV	6' & 8' Frame Only - Heavy Duty Bolt-Thru Frame	\$ 204.92
BT238-V6	6' Extra Heavy Duty Table W/ Bolt-Thru Frame, Diamond	\$ 823.44
BT238-VR6	6' Extra Heavy Duty Table W/ Bolt-Thru Frame, Diamond Rolled Edge	\$ 848.82
BT238-P6	6' Extra Heavy Duty Table W/ Bolt-Thru Frame, Perforated	\$ 892.06
BT238-PR6	6' Extra Heavy Duty Table W/ Bolt-Thru Frame, Perforated Rolled Edge	\$ 918.38
BT238-V8	8' Extra Heavy Duty Table W/ Bolt-Thru Frame, Diamond	\$ 882.66
BT238-VR8	8' Extra Heavy Duty Table W/ Bolt-Thru Frame, Diamond Rolled Edge	\$ 919.32
BT238-P8	8' Extra Heavy Duty Table W/ Bolt-Thru Frame, Perforated	\$ 955.04
BT238-PR8	8' Extra Heavy Duty Table W/ Bolt-Thru Frame, Perforated Rolled Edge	\$ 987.94
BT238-FV	6' Or 8' Frame Only - Extra Heavy Duty Bolt-Thru Frame	\$ 301.74
230-RDVC46	46" Round Table W/ Contour Chair Seats, Diamond	\$ 994.52
230-RDPC46	46" Round Table W/ Contour Chair Seats, Perforated	\$ 1,083.82
230-RDFV46	46" Round Table Frame Only	\$ 330.88
337S-V4	4' Single Pedestal Table, Inground, Diamond	\$ 914.62

PART NO.	DESCRIPTION	MSRP
337S-VR4	4' Single Pedestal Table, Inground, Diamond Rolled Edge	\$ 955.04
337S-P4	4' Single Pedestal Table, Inground, Perforated	\$ 1,005.80
337S-PR4	4' Single Pedestal Table, Inground, Perforated Rolled Edge	\$ 1,046.22
337SM-V4	4' Single Pedestal Table, Surface Mount, Diamond	\$ 951.28
337SM-VR4	4' Single Pedestal Table, Surface Mount, Diamond Rolled Edge	\$ 991.70
337SM-P4	4' Single Pedestal Table, Surface Mount, Perforated	\$ 1,042.46
337SM-PR4	4' Single Pedestal Table, Surface Mount, Perforated Rolled Edge	\$ 1,083.82
337S-V6	6' Single Pedestal Table, Inground, Diamond	\$ 1,006.74
337S-VR6	6' Single Pedestal Table, Inground, Diamond Rolled Edge	\$ 1,049.04
337S-P6	6' Single Pedestal Table, Inground, Perforated	\$ 1,093.22
337S-PR6	6' Single Pedestal Table, Inground, Perforated Rolled Edge	\$ 1,136.46
337SM-V6	6' Single Pedestal Table, Surface Mount, Diamond	\$ 1,042.46
337SM-VR6	6' Single Pedestal Table, Surface Mount, Diamond Rolled Edge	\$ 1,086.64
337SM-P6	6' Single Pedestal Table, Surface Mount, Perforated	\$ 1,131.76
337SM-PR6	6' Single Pedestal Table, Surface Mount, Perforated Rolled Edge	\$ 1,174.06
349S-V6	6' Multi Pedestal Table, Inground, Diamond	\$ 1,014.26
349S-VR6	6' Multi Pedestal Table, Inground, Diamond Rolled Edge	\$ 1,044.34
349S-P6	6' Multi Pedestal Table, Inground, Perforated	\$ 1,107.32
349S-PR6	6' Multi Pedestal Table, Inground, Perforated Rolled Edge	\$ 1,140.22
349SM-V6	6' Multi Pedestal Table, Surface Mount, Diamond	\$ 1,185.34
349SM-VR6	6' Multi Pedestal Table, Surface Mount, Diamond Rolled Edge	\$ 1,215.42
349SM-P6	6' Multi Pedestal Table, Surface Mount, Perforated	\$ 1,280.28
349SM-PR6	6' Multi Pedestal Table, Surface Mount, Perforated Rolled Edge	\$ 1,315.06
349S-V8	8' Multi Pedestal Table, Inground, Diamond	\$ 1,080.06
349S-VR8	8' Multi Pedestal Table, Inground, Diamond Rolled Edge	\$ 1,115.78
349S-P8	8' Multi Pedestal Table, Inground, Perforated	\$ 1,171.24
349S-PR8	8' Multi Pedestal Table, Inground, Perforated Rolled Edge	\$ 1,196.62
349SM-V8	8' Multi Pedestal Table, Surface Mount, Diamond	\$ 1,252.08
349SM-VR8	8' Multi Pedestal Table, Surface Mount, Diamond Rolled Edge	\$ 1,287.80
349SM-P8	8' Multi Pedestal Table, Surface Mount, Perforated	\$ 1,345.14
349SM-PR8	8' Multi Pedestal Table, Surface Mount, Perforated Rolled Edge	\$ 1,371.46
349SH-V8	8' Multi Pedestal Ada Table, Inground, Diamond	\$ 1,080.06
349SH-VR8	8' Multi Pedestal Ada Table, Inground, Diamond Rolled Edge	\$ 1,115.78
349SH-P8	8' Multi Pedestal Ada Table, Inground, Perforated	\$ 1,171.24
349SH-PR8	8' Multi Pedestal Ada Table, Inground, Perforated Rolled Edge	\$ 1,196.62
349SMH-V8	8' Multi Pedestal Ada Table, Surface Mount, Diamond	\$ 1,252.08
349SMH-VR8	8' Multi Pedestal Ada Table, Surface Mount, Diamond Rolled Edge	\$ 1,287.80
349SMH-P8	8' Multi Pedestal Ada Table, Surface Mount, Perforated	\$ 1,345.14
349SMH-PR8	8' Multi Pedestal Ada Table, Surface Mount, Perforated Rolled Edge	\$ 1,381.80
238U-V6	6' Extra Heavy Duty Portable Utility Table, Diamond	\$ 473.76
238U-VR6	6' Extra Heavy Duty Portable Utility Table, Diamond Rolled Edge	\$ 496.32
238U-P6	6' Extra Heavy Duty Portable Utility Table, Perforated	\$ 526.40
238U-PR6	6' Extra Heavy Duty Portable Utility Table, Perforated Rolled Edge	\$ 563.06

PART NO.	DESCRIPTION	MSRP
238U-V8	8' Extra Heavy Duty Portable Utility Table, Diamond	\$ 524.52
238U-VR8	8' Extra Heavy Duty Portable Utility Table, Diamond Rolled Edge	\$ 561.18
238U-P8	8' Extra Heavy Duty Portable Utility Table, Perforated	\$ 579.98
238U-PR8	8' Extra Heavy Duty Portable Utility Table, Perforated Rolled Edge	\$ 619.46
238U-FV	6' & 8' Portable Frame Only - Utility Table	\$ 296.10
347-V6	6' Dual Pedestal Table, Inground, Diamond	\$ 1,168.42
347-VR6	6' Dual Pedestal Table, Inground, Diamond Rolled Edge	\$ 1,195.68
347-P6	6' Dual Pedestal Table, Inground, Perforated	\$ 1,253.96
347-PR6	6' Dual Pedestal Table, Inground, Perforated Rolled Edge	\$ 1,296.26
347-V8	8' Dual Pedestal Table, Inground, Diamond	\$ 1,210.72
347-VR8	8' Dual Pedestal Table, Inground, Diamond Rolled Edge	\$ 1,238.92
347-P8	8' Dual Pedestal Table, Inground, Perforated	\$ 1,299.08
347-PR8	8' Dual Pedestal Table, Inground, Perforated Rolled Edge	\$ 1,321.64
347H-V8	8' Ada Dual Pedestal Table, Inground, Diamond	\$ 1,210.72
347H-VR8	8' Ada Dual Pedestal Table, Inground, Diamond Rolled Edge	\$ 1,238.92
347H-P8	8' Ada Dual Pedestal Table, Inground, Perforated	\$ 1,299.08
347H-PR8	8' Ada Dual Pedestal Table, Inground, Perforated Rolled Edge	\$ 1,321.64
347H-V8	8' Ada Dual Pedestal Table, Inground, Diamond	\$ 1,210.72
347H-VR8	8' Ada Dual Pedestal Table, Inground, Diamond Rolled Edge	\$ 1,238.92
347H-P8	8' Ada Dual Pedestal Table, Inground, Perforated	\$ 1,299.08
347H-PR8	8' Ada Dual Pedestal Table, Inground, Perforated Rolled Edge	\$ 1,321.64
347SM-V6	6' Dual Pedestal Table, Surface Mount, Diamond	\$ 1,311.30
347SM-VR6	6' Dual Pedestal Table, Surface Mount, Diamond Rolled Edge	\$ 1,589.54
347SM-P6	6' Dual Pedestal Table, Surface Mount, Perforated	\$ 1,353.60
347SM-PR6	6' Dual Pedestal Table, Surface Mount, Perforated Rolled Edge	\$ 1,439.14
347SM-V8	8' Dual Pedestal Table, Surface Mount, Diamond	\$ 1,353.60
347SM-VR8	8' Dual Pedestal Table, Surface Mount, Diamond Rolled Edge	\$ 1,704.22
347SM-P8	8' Dual Pedestal Table, Surface Mount, Perforated	\$ 1,579.20
347SM-PR8	8' Dual Pedestal Table, Surface Mount, Perforated Rolled Edge	\$ 1,465.46
347SMH-V8	8' Ada Dual Pedestal Table, Diamond, Surface Mount	\$ 1,253.02
347SMH-VR8	8' Ada Dual Pedestal Table, Diamond Rolled Edge, Surface Mount	\$ 1,955.20
347SMH-P8	8' Ada Dual Pedestal Table, Perforated, Surface Mount	\$ 1,603.64
347SMH-PR8	8' Ada Dual Pedestal Table, Perforatedrolled Edge, Surface Mount	\$ 1,465.46
349SU-V6	6' Multi Pedestal Utility Table, Inground, Diamond	\$ 476.58
349SU-VR6	6' Multi Pedestal Utility Table, Inground, Diamond Rolled Edge	\$ 497.26
349SU-P6	6' Multi Pedestal Utility Table, Inground, Perforated	\$ 526.40
349SU-PR6	6' Multi Pedestal Utility Table, Inground, Perforated Rolled Edge	\$ 571.52
349SMU-V6	6' Multi Pedestal Utility Table, Surface Mount, Diamond	\$ 550.84
349SMU-VR6	6' Multi Pedestal Utility Table, Surface Mount, Diamond Rolled Edge	\$ 579.04
349SMU-P6	6' Multi Pedestal Utility Table, Surface Mount, Perforated	\$ 601.60
349SMU-PR6	6' Multi Pedestal Utility Table, Surface Mount, Perforated Rolled Edge	\$ 634.50
349SU-V8	8' Multi Pedestal Utility Table, Inground, Diamond	\$ 532.04
349SU-VR8	8' Multi Pedestal Utility Table, Inground, Diamond Rolled Edge	\$ 578.10

PART NO.	DESCRIPTION	MSRP
349SU-P8	8' Multi Pedestal Utility Table, Inground, Perforated	\$ 579.98
349SU-PR8	8' Multi Pedestal Utility Table, Inground, Perforated Rolled Edge	\$ 632.62
349SMU-V8	8' Multi Pedestal Utility Table, Surface Mount, Diamond	\$ 605.36
349SMU-VR8	8' Multi Pedestal Utility Table, Surface Mount, Diamond Rolled Edge	\$ 650.48
349SMU-P8	8' Multi Pedestal Utility Table, Surface Mount, Perforated	\$ 657.06
349SMU-PR8	8' Multi Pedestal Utility Table, Surface Mount, Perforated Rolled Edge	\$ 698.42
239S-V8	8' Extra Heavy Duty Rect. Span Leg Table, Diamond, Inground	\$ 1,422.22
239S-P8	8' Extra Heavy Duty Rect. Span Leg Table, Perforated, Inground	\$ 1,465.46
239SM-V8	8' Extra Heavy Duty Rect. Span Leg Table, Diamond, Surface Mount	\$ 1,422.22
239SM-P8	8' Extra Heavy Duty Rect. Span Leg Table, Perforated, Surface Mount	\$ 1,465.46
369S-RDV	46" Round Span Leg Table, Diamond, Inground	\$ 1,203.20
369S-RDP	46" Round Span Leg Table, Perforated, Inground	\$ 1,246.44
369SM-RDV	46" Round Span Leg Table, Diamond, Surface Mount	\$ 1,203.20
369SM-RDP	46" Round Span Leg Table, Perforated, Surface Mount	\$ 1,246.44
369SH-RDV	46" Round Ada Span Leg Table, Diamond, Inground	\$ 1,203.20
369SH-RDP	46" Round Ada Span Leg Table, Perforated, Inground	\$ 1,246.44
369SMH-RDV	46" Round Ada Span Leg Table, Diamond, Surface Mount	\$ 1,203.20
369SMH-RDP	46" Round Ada Span Leg Table, Perforated, Surface Mount	\$ 1,246.44
369S-V	46" Square Span Leg Table, Diamond, Inground	\$ 1,110.14
369S-VR	46" Square Span Leg Table, Diamond Rolled Edge, Inground	\$ 1,274.64
369S-P	46" Square Span Leg Table, Perforated, Inground	\$ 1,256.78
369S-PR	46" Square Span Leg Table, Perforated Rolled Edge, Inground	\$ 1,416.58
369SM-V	46" Square Span Leg Table, Diamond, Surface Mount	\$ 1,110.14
369SM-VR	46" Square Span Leg Table, Diamond Rolled Edge, Surface Mount	\$ 1,274.64
369SM-P	46" Square Span Leg Table, Perforated, Surface Mount	\$ 1,256.78
369SM-PR	46" Square Span Leg Table, Perforated Rolled Edge, Surface Mount	\$ 1,416.58
369SH-V	3-Seat, 46" Square Span Leg Table, Diamond, Inground	\$ 992.64
369SH-VR	3-Seat, 46" Square Span Leg Table, Diamond Rolled Edge, Inground	\$ 1,138.34
369SH-P	3-Seat, 46" Square Span Leg Table, Perforated, Inground	\$ 1,138.34
369SH-PR	3-Seat, 46" Square Span Leg Table, Perforated Rolled Edge, Inground	\$ 1,258.66
369SMH-V	3-Seat, 46" Square Span Leg Table, Diamond, Surface Mount	\$ 992.64
369SMH-VR	3-Seat, 46" Square Span Leg Table, Diamond Rolled Edge, Surface Mount	\$ 1,138.34
369SMH-P	3-Seat, 46" Square Span Leg Table, Perforated, Surface Mount	\$ 1,138.34
369SMH-PR	3-Seat, 46" Square Span Leg Table, Perforated Rolled Edge, Surface Mount	\$ 1,258.66
369SM-OP	46" Octagon Table, Perforated, Surface Mount Pc Frame	\$ 1,246.44
369SM-OV	46" Octagon Table, Diamond, Surface Mount Pc Frame	\$ 1,203.20
369SMH-OP	3-Seat, 46" Octagon Table, Perforated, Surface Mount Pc Frame	\$ 1,146.80
369SMH-OV	3-Seat, 46" Octagon Table, Diamond, Surface Mount Pc Frame	\$ 1,103.56
369S-OP	46" Octagon Table, Perforated, In-Ground Pc Frame	\$ 1,246.44
369S-OV	46" Octagon Table, Diamond, In-Ground Pc Frame	\$ 1,203.20
369SH-OP	3-Seat, 46" Octagon Table, Perforated, In-Ground Pc Frame	\$ 1,146.80
369SH-OV	3-Seat, 46" Octagon Table, Diamond, In-Ground Pc Frame	\$ 1,103.56
501S-P	1-Seat, 30 Single Ped. Canteen Table, Inground, Perforated"	\$ 641.08

PART NO.	DESCRIPTION	MSRP
501SM-P	1-Seat, 30 Single Ped. Canteen Table, Surface Mount, Perforated"	\$ 674.92
502S-P	2-Seat, 30 Single Ped. Canteen Table, Inground, Perforated"	\$ 731.32
502SM-P	2-Seat, 30 Single Ped. Canteen Table, Surface Mount, Perforated"	\$ 788.66
504S-P	4-Seat, 30 Single Ped. Canteen Table, Inground, Perforated"	\$ 1,431.62
504SM-P	4-Seat, 30 Single Ped. Canteen Table, Surface Mount, Perforated"	\$ 1,501.18
358-OVC	46" Octagon Table With 36" Capri Seats, Diamond	\$ 1,440.08
358-OPC	46" Octagon Table With 36" Capri Seats, Perforated	\$ 1,490.84
358-VC	46" Square Table With 36" Capri Seats, Diamond	\$ 1,427.86
358-PC	46" Square Table With 36" Capri Seats, Perforated	\$ 1,477.68
358H-VC	46" Square Table With 36" Capri Seats, Diamond	\$ 1,324.46
358H-PC	46" Square Table With 36" Capri Seats, Perforated	\$ 1,372.40
320-V6	6' Canopy Table, Diamond - Pc Frame	\$ 4,100.28
320-P6	6' Canopy Table, Perforated - Pc Frame	\$ 4,156.68
321-P6	6' Canopy W/ Single Bench, Perforated, Pc Frame	\$ 2,741.98
321-V6	6' Canopy W/ Single Bench, Expanded, Pc Frame	\$ 2,374.44
322-V6	6' Canopy W/ Double Bench, Expanded, Pc Frame	\$ 3,113.28
322-P6	6' Canopy W/ Double Bench, Perforated, Pc Frame	\$ 3,480.82
338S-OV	46" Single Pedestal Octagon Table, Inground, Diamond	\$ 1,034.00
338S-OVR	46" Single Pedestal Octagon Table, Inground, Diamond Rolled Edge	\$ 1,075.36
338S-OP	46" Single Pedestal Octagon Table, Inground, Perforated	\$ 1,155.26
338S-OPR	46" Single Pedestal Octagon Table, Inground, Perforated Rolled Edge	\$ 1,258.66
338SM-OV	46" Single Pedestal Octagon Table, Surface Mount, Diamond	\$ 1,114.84
338SM-OVR	46" Single Pedestal Octagon Table, Surface Mount, Diamond Rolled Edge	\$ 1,154.32
338SM-OP	46" Single Pedestal Octagon Table, Surface Mount, Perforated	\$ 1,193.80
338SM-OPR	46" Single Pedestal Octagon Table, Surface Mount, Perforated Rolled Edge	\$ 1,299.08
338S-RDV	46" Single Pedestal Round Table, Inground, Diamond	\$ 1,046.22
338S-RDP	46" Single Pedestal Round Table, Inground, Perforated	\$ 1,130.82
338SM-RDV	46" Single Pedestal Round Table, Surface Mount, Diamond	\$ 1,082.88
338SM-RDP	46" Single Pedestal Round Table, Surface Mount, Perforated	\$ 1,169.36
338S-V	46" Single Pedestal Square Table, Inground, Diamond	\$ 1,061.26
338S-VR	46" Single Pedestal Square Table, Inground, Diamond Rolled Edge	\$ 1,103.56
338S-P	46" Single Pedestal Square Table, Inground, Perforated	\$ 1,147.74
338S-PR	46" Single Pedestal Square Table, Inground, Perforated Rolled Edge	\$ 1,175.94
338SM-V	46" Single Pedestal Square Table, Surface Mount, Diamond	\$ 1,103.56
338SM-VR	46" Single Pedestal Square Table, Surface Mount, Diamond Rolled Edge	\$ 1,144.92
338SM-P	46" Single Pedestal Square Table, Surface Mount, Perforated	\$ 1,184.40
338SM-PR	46" Single Pedestal Square Table, Surface Mount, Perforated Rolled Edge	\$ 1,228.58
338SH2-OV	2-Seat, 46" Single Ped. Ada Octagon Table, Inground, Diamond	\$ 989.82
338SH2-OVR	2-Seat, 46" Single Ped. Ada Octagon Table, Inground, Diamond Rolled Edge	\$ 1,030.24
338SH2-OP	2-Seat, 46" Single Ped. Ada Octagon Table, Inground, Perforated	\$ 1,112.02
338SH2-OPR	2-Seat, 46" Single Ped. Ada Octagon Table, Inground, Perforated Rolled Edge	\$ 1,215.42
338SMH2-OV	2-Seat, 46" Single Ped. Ada Octagon Table, Surface Mount, Diamond	\$ 1,073.48
338SMH2-OVR	2-Seat, 46" Single Ped. Ada Octagon Table, Surface Mount, Diamond Rolled Edge	\$ 1,112.02

PART NO.	DESCRIPTION	MSRP
338SMH2-OP	2-Seat, 46" Single Ped. Ada Octagon Table, Surface Mount, Perforated	\$ 1,149.62
338SMH2-OPR	2-Seat, 46" Single Ped. Ada Octagon Table, Surface Mount, Perforated Rolled Edge	\$ 1,253.96
338SH2-RDV	2-Seat, 46" Single Pedestal Ada Round Table, Inground, Diamond	\$ 1,005.80
338SH2-RDP	2-Seat, 46" Single Pedestal Ada Round Table, Inground, Perforated	\$ 1,085.70
338SMH2-RDV	2-Seat, 46" Single Pedestal Ada Round Table, Surface Mount, Diamond	\$ 1,041.52
338SMH2-RDP	2-Seat, 46" Single Pedestal Ada Round Table, Surface Mount, Perforated	\$ 1,123.30
338SH2-V	2-Seat, 46" Single Ped. Ada Square Table, Inground, Diamond	\$ 1,017.08
338SH2-VR	2-Seat, 46" Single Ped. Ada Square Table, Inground, Diamond Rolled Edge	\$ 1,059.38
338SH2-P	2-Seat, 46" Single Ped. Ada Square Table, Inground, Perforated	\$ 1,081.94
338SH2-PR	2-Seat, 46" Single Ped. Ada Square Table, Inground, Perforated Rolled Edge	\$ 1,103.56
338SMH2-V	2-Seat, 46" Single Ped. Ada Square Table, Surface Mount, Diamond	\$ 1,059.38
338SMH2-VR	2-Seat, 46" Single Ped. Ada Square Table, Surface Mount, Diamond Rolled Edge	\$ 1,102.62
338SMH2-P	2-Seat, 46" Single Ped. Ada Square Table, Surface Mount, Perforated	\$ 1,143.04
338SMH2-PR	2-Seat, 46" Single Ped. Ada Square Table, Surface Mount, Perforated Rolled Edge	\$ 1,183.46
338SH3-OV	3-Seat, 46" Single Ped. Ada Octagon Table, Inground, Diamond	\$ 1,011.44
338SH3-OVR	3-Seat, 46" Single Ped. Ada Octagon Table, Inground, Diamond Rolled Edge	\$ 1,051.86
338SH3-OP	3-Seat, 46" Single Ped. Ada Octagon Table, Inground, Perforated	\$ 1,133.64
338SH3-OPR	3-Seat, 46" Single Ped. Ada Octagon Table, Inground, Perforated Rolled Edge	\$ 1,237.04
338SMH3-OV	3-Seat, 46" Single Ped. Ada Octagon Table, Surface Mount, Diamond	\$ 1,112.02
338SMH3-OVR	3-Seat, 46" Single Ped. Ada Octagon Table, Surface Mount, Diamond Rolled Edge	\$ 1,133.64
338SMH3-OP	3-Seat, 46" Single Ped. Ada Octagon Table, Surface Mount, Perforated	\$ 1,173.12
338SMH3-OPR	3-Seat, 46" Single Ped. Ada Octagon Table, Surface Mount, Perforated Rolled Edge	\$ 1,276.52
338SH3-RDV	3-Seat, 46" Single Pedestal Ada Round Table, Inground, Diamond	\$ 1,023.66
338SH3-RDP	3-Seat, 46" Single Pedestal Ada Round Table, Inground, Perforated	\$ 1,109.20
338SMH3-RDV	3-Seat, 46" Single Pedestal Ada Round Table, Surface Mount, Diamond	\$ 1,061.26
338SMH3-RDP	3-Seat, 46" Single Pedestal Ada Round Table, Surface Mount, Perforated	\$ 1,146.80
338SH3-V	3-Seat, 46" Single Ped. Ada Square Table, Inground, Diamond	\$ 1,041.52
338SH3-VR	3-Seat, 46" Single Ped. Ada Square Table, Inground, Diamond Rolled Edge	\$ 1,081.94
338SH3-P	3-Seat, 46" Single Ped. Ada Square Table, Inground, Perforated	\$ 1,102.62
338SH3-PR	3-Seat, 46" Single Ped. Ada Square Table, Inground, Perforated Rolled Edge	\$ 1,124.24
338SMH3-V	3-Seat, 46" Single Ped. Ada Square Table, Surface Mount, Diamond	\$ 1,081.94
338SMH3-VR	3-Seat, 46" Single Ped. Ada Square Table, Surface Mount, Diamond Rolled Edge	\$ 1,122.36
338SMH3-P	3-Seat, 46" Single Ped. Ada Square Table, Surface Mount, Perforated	\$ 1,160.90
338SMH3-PR	3-Seat, 46" Single Ped. Ada Square Table, Surface Mount, Perforated Rolled Edge	\$ 1,206.02
360S-RDV	42" High Food Court Round Table, Inground, Diamond	\$ 550.84
360S-RDP	42" High Food Court Round Table, Inground, Perforated	\$ 585.62
360S-RDSD	42" High Food Court Round Table, Inground, Solid Top	\$ 584.68
360P-RDV	42" High Food Court Round Table, Portable, Diamond	\$ 460.60
360P-RDP	42" High Food Court Round Table, Portable, Perforated	\$ 492.56
360P-RDSD	42" High Food Court Round Table, Portable, Solid Top	\$ 538.62
360SM-RDV	42" High Food Court Round Table, Surface Mount, Diamond	\$ 579.04
360SM-RDP	42" High Food Court Round Table, Surface Mount, Perforated	\$ 614.76
360SM-RDSD	42" High Food Court Round Table, Surface Mount, Solid Top	\$ 611.94

PART NO.	DESCRIPTION	MSRP
360S-V	42" High Food Court Square Table, Inground, Diamond	\$ 547.08
360S-P	42" High Food Court Square Table, Inground, Perforated	\$ 582.80
360S-SD	42" High Food Court Square Table, Inground, Solid Top	\$ 582.80
360P-V	42" High Food Court Square Table, Portable, Diamond	\$ 454.02
360P-P	42" High Food Court Square Table, Portable, Perforated	\$ 490.68
360P-SD	42" High Food Court Square Table, Portable, Solid Top	\$ 533.92
360SM-V	42" High Food Court Square Table, Surface Mount, Diamond	\$ 577.16
360SM-P	42" High Food Court Square Table, Surface Mount, Perforated	\$ 611.94
360SM-SD	42" High Food Court Square Table, Surface Mount, Solid Top	\$ 610.06
361-RDV	42" High Food Court Round Table, Diamond	\$ 438.04
361-RDP	42" High Food Court Round Table, Perforated	\$ 476.58
361-RDSD	42" High Food Court Round Table, Solid Top	\$ 528.28
361-V	42" High Food Court Square Table, Diamond	\$ 438.04
361-P	42" High Food Court Square Table, Perforated	\$ 476.58
361-SD	42" High Food Court Square Table, Solid Top	\$ 528.28
360LS-RDV	30" High Food Court Round Table, Inground, Diamond	\$ 492.56
360LS-RDP	30" High Food Court Round Table, Inground, Perforated	\$ 527.34
360LS-RDSD	30" High Food Court Round Table, Inground, Solid Top	\$ 525.46
360LP-RDV	30" High Food Court Round Table, Portable, Diamond	\$ 403.26
360LP-RDP	30" High Food Court Round Table, Portable, Perforated	\$ 436.16
360LP-RDSD	30" High Food Court Round Table, Portable, Solid Top	\$ 481.28
360LSM-RDV	30" High Food Court Round Table, Surface Mount, Diamond	\$ 522.64
360LSM-RDP	30" High Food Court Round Table, Surface Mount, Perforated	\$ 556.48
360LSM-RDSD	30" High Food Court Round Table, Surface Mount, Solid Top	\$ 554.60
360LS-V	30" High Food Court Square Table, Inground, Diamond	\$ 490.68
360LS-P	30" High Food Court Square Table, Inground, Perforated	\$ 525.46
360LS-SD	30" High Food Court Square Table, Inground, Solid Top	\$ 523.58
360LP-V	30" High Food Court Square Table, Portable, Diamond	\$ 398.56
360LP-P	30" High Food Court Square Table, Portable, Perforated	\$ 434.28
360LP-SD	30" High Food Court Square Table, Portable, Solid Top	\$ 478.46
360LSM-V	30" High Food Court Square Table, Surface Mount, Diamond	\$ 519.82
360LSM-P	30" High Food Court Square Table, Surface Mount, Perforated	\$ 554.60
360LSM-SD	30" High Food Court Square Table, Surface Mount, Solid Top	\$ 552.72
361L-RDV	30" High Food Court Round Table, Diamond	\$ 379.76
361L-RDP	30" High Food Court Round Table, Perforated	\$ 417.36
361L-RDSD	30" High Food Court Round Table, Solid Top	\$ 470.00
361L-V	30" High Food Court Square Table, Diamond	\$ 379.76
361L-P	30" High Food Court Square Table, Perforated	\$ 417.36
361L-SD	30" High Food Court Square Table, Solid Top	\$ 470.00
956-V	30" High Chair, Diamond	\$ 290.46
956-FB	30" High Chair, Fiesta	\$ 327.12
956-P	30" High Chair, Perforated	\$ 321.48
956-S	30" High Chair, Slat	\$ 330.88

PART NO.	DESCRIPTION	MSRP
956-W	30" High Chair, Wave	\$ 330.88
953-V	Food Court Chair, Diamond	\$ 314.90
953-FB	Food Court Chair, Fiesta	\$ 342.16
953-P	Food Court Chair, Perforated	\$ 337.46
953-S	Food Court Chair, Slat	\$ 342.16
953-W	Food Court Chair, Wave	\$ 342.16
362S-RDV	46" Round Bar Height Table W/Chairs, Inground, Diamond	\$ 1,648.76
362S-RDP	46" Round Bar Height Table W/Chairs, Inground, Perforated	\$ 1,829.24
362SM-RDV	46" Round Bar Height Table W/Chairs, Surface Mount, Diamond	\$ 1,648.76
362SM-RDP	46" Round Bar Height Table W/Chairs, Surface Mount, Perforated	\$ 1,829.24
41-SD	36 Gallon Kensington Receptacle W/ Solid Lid & Plastic Liner	\$ 870.44
AG-36FT	36 Gallon Augusta Receptacle W/ Flat Top Lid & Plastic Liner - Pc	\$ 755.76
AG-36AU	36 Gallon Augusta Receptacle W/ Ash Urn Lid & Plastic Liner - Pc	\$ 861.98
AG-36RB	36 Gallon Augusta Receptacle W/ Rain Bonnet Lid & Plastic Liner - Pc	\$ 808.40
51-HXAU	36 Gallon Huntington Receptacle With Ash Urn Lid & Plastic Liner, Powdercoated	\$ 1,203.20
51-HXFT	36 Gallon Huntington Receptacle With Flat Top Lid & Plastic Liner, Powdercoated	\$ 1,002.04
51-HXRB	36 Gallon Huntington Receptacle With Rain Bonnet Lid & Plastic Liner, Powdercoated	\$ 1,103.56
LX-36AU	36 Gallon Lexington Receptacle W/ Ash Urn Lid & Plastic Liner	\$ 1,041.52
LX-36FT	36 Gallon Lexington Receptacle W/ Flat Top Lid & Plastic Liner	\$ 993.58
LX-36RB	36 Gallon Lexington Receptacle W/ Rain Bonnet Lid & Plastic Liner	\$ 1,019.90
LX-72FT	(2) 36 Gallon Lexington Receptacles W/ Flat Top Lids & Plastic Liners	\$ 1,310.36
LX-72AU	(2) 36 Gallon Lexington Receptacles W/ Ash Urn Lids & Plastic Liners	\$ 1,595.18
LX-72RB	(2) 36 Gallon Lexington Receptacles W/ Rain Bonnet Lids & Plastic Liners	\$ 1,462.64
01-05-0135	"Trash" Decal For Flat Top Lids	\$ 22.56
01-05-0136	"Cans" Decal For Flat Top Lids	\$ 22.56
01-05-0137	"Plastics" Decal For Flat Top Lids	\$ 22.56
01-05-0130	"Recycle" Decal For Flat Top Lids	\$ 22.56
OX-36AU	36 Gallon Oxford Receptacle W/ Ash Urn Lid & Plastic Liner, Thermoplastic	\$ 647.66
OX-36FT	36 Gallon Oxford Receptacle W/ Flat Top Lid & Plastic Liner, Thermoplastic	\$ 566.82
OX-36RB	36 Gallon Oxford Receptacle W/ Rain Bonnet Lid & Plastic Liner, Thermoplastic	\$ 600.66
CL-36AU	36 Gallon Classic Receptacle W/ Door, W/ Ash Urn Lid & Plastic Liner	\$ 1,513.40
CL-36FT	36 Gallon Classic Receptacle W/ Door, W/ Flattop Lid & Plastic Liner	\$ 1,403.42
CL-36RB	36 Gallon Classic Receptacle W/ Door, W/ Rain Bonnet Lid & Plastic Liner	\$ 1,458.88
SD-36FT	36 Gallon Swing Door Receptacle W/ Flat Top Lid & Plastic Liner	\$ 979.48
SD-36AU	36 Gallon Swing Door / Ash Urn Lid & Plastic Liner	\$ 1,114.84
SD-36RB	36 Gallon Swing Door W/ Rain Bonnet Lid & Plastic Liner	\$ 1,047.16
EX-32	32 Gallon Trash Receptacle Only, Diamond	\$ 268.84
PR-32	32 Gallon Trash Receptacle Only, Perforated	\$ 370.36
EX-55	55 Gallon Trash Receptacle Only, Diamond	\$ 290.46
PR-55	55 Gallon Trash Receptacle Only, Perforated	\$ 394.80
FB-32	32 Gallon Trash Receptacle Only, Fiesta	\$ 381.64
S-32	32 Gallon Trash Receptacle Only, Slat	\$ 381.64
W-32	32 Gallon Trash Receptacle Only, Wave	\$ 381.64

PART NO.	DESCRIPTION	MSRP
FB-55	55 Gallon Trash Receptacle Only, Fiesta	\$ 405.14
S-55	55 Gallon Trash Receptacle Only, Slat	\$ 405.14
W-55	55 Gallon Trash Receptacle Only, Wave	\$ 405.14
EX-32RE	32 Gallon Trash Receptacle With Recycling Logo-Expanded	\$ 341.22
PR-32RE	32 Gallon Trash Receptacle With Recycling Logo-Perforated	\$ 444.62
IG KIT	Inground Kit For Trash Receptacle	\$ 51.70
SM KIT	Surface Mount Kit For Trash Receptacle	\$ 51.70
AUR-32-08	32 Gallon Rolled Ash Urn With A 8" Opening	\$ 149.46
AUR-32-14	32 Gallon Rolled Ash Urn With A 14" Opening	\$ 149.46
AUR-55-08	55 Gallon Rolled Ash Urn With A 8" Opening	\$ 158.86
AUR-55-14	55 Gallon Rolled Ash Urn With A 14" Opening	\$ 158.86
FTR-32-08	32 Gallon Rolled Flat Top With A 8" Opening	\$ 106.22
FTR-32-14	32 Gallon Rolled Flat Top With A 14" Opening	\$ 106.22
FTR-55-08	55 Gallon Rolled Flat Top With A 8" Opening	\$ 123.14
FTR-55-14	55 Gallon Rolled Flat Top With A 14" Opening	\$ 123.14
RBR-32-08	32 Gallon Rolled Rain Bonnet With A 8" Opening	\$ 133.48
RBR-32-14	32 Gallon Rolled Rain Bonnet With A 14" Opening	\$ 133.48
RBR-55-08	55 Gallon Rolled Rain Bonnet With A 8" Opening	\$ 152.28
RBR-55-14	55 Gallon Rolled Rain Bonnet With A 14" Opening	\$ 152.28
DT-32	32 Gallon Square Dome Top	\$ 109.04
DT-55	55 Gallon Square Dome Top	\$ 151.34
RT-32	32 Gallon Round Top	\$ 105.28
PL-32	32 Gallon Capacity Plastic Liner	\$ 47.00
PL-55	44 Gallon Capacity Plastic Liner	\$ 63.92
CABLE	Cable Attachment For Trash Receptacle Lids	\$ 23.50
SQ2418-V	24" Square X 18" High Diamond Planter	\$ 423.94
SQ2418-P	24" Square X 18" High Perforated Planter	\$ 477.52
RD2418-V	24" Round X 18" High Diamond Planter	\$ 364.72
RD2418-P	24" Round X 18" High Perforated Planter	\$ 414.54
RD2418-LX	24" Round X 18" High Lexington Planter	\$ 769.86
01-05-0212	Planter Liner	\$ 34.78
EX-12	11" Diameter Diamond Ash Urn Only	\$ 176.72
PR-12	11" Diameter Perforated Ash Urn Only	\$ 196.46
EX-12AT	11" Diameter Diamond Ash & Trash Receptacle Combo & Liner	\$ 208.68
PR-12AT	11" Diameter Perforated Ash & Trash Receptacle Combo & Liner	\$ 219.96
940S-V6-BB	6' Buddy Bench W/ Back, 2" X 12" Planks, Inground, Diamond	\$ 571.52
940S-P6-BB	6' Buddy Bench W/ Back, 2" X 12" Planks, Inground, Perforated	\$ 603.48
940P-V6-BB	6' Buddy Bench W/ Back, 2" X 12" Planks, Portable, Diamond	\$ 571.52
940P-P6-BB	6' Buddy Bench W/ Back, 2" X 12" Planks, Portable, Perforated	\$ 603.48
940SM-V6-BB	6' Buddy Bench W/ Back, 2" X 12" Planks, Surface Mount, Diamond	\$ 571.52
940SM-P6-BB	6' Buddy Bench W/ Back, 2" X 12" Planks, Surface Mount, Perforated	\$ 603.48
940S-V8-BB	8' Buddy Bench W/ Back, 2" X 12" Planks, Inground, Diamond	\$ 587.50
940S-P8-BB	8' Buddy Bench W/ Back, 2" X 12" Planks, Inground, Perforated	\$ 644.84

PART NO.	DESCRIPTION	MSRP
940P-V8-BB	8' Buddy Bench W/ Back, 2" X 12" Planks, Portable, Diamond	\$ 587.50
940P-P8-BB	8' Buddy Bench W/ Back, 2" X 12" Planks, Portable, Perforated	\$ 644.84
940SM-V8-BB	8' Buddy Bench W/ Back, 2" X 12" Planks, Surface Mount, Diamond	\$ 587.50
940SM-P8-BB	8' Buddy Bench W/ Back, 2" X 12" Planks, Surface Mount, Perforated	\$ 644.84
954-S6-CL BUDDY	6' Lexington Buddy Bench With Back, Slat (Choose Font & Buddy Bench Logo)	\$ 1,281.22
954-S8-CL BUDDY	8' Lexington Buddy Bench With Back, Slat (Choose Font & Buddy Bench Logo)	\$ 1,495.54
940SPS-V3	3' Preschool Bench W/ Back, Inground, Diamond	\$ 376.00
940SPS-P3	3' Preschool Bench W/ Back, Inground, Perforated	\$ 412.66
940PPS-V3	3' Preschool Bench W/ Back, Portable, Diamond	\$ 376.00
940PPS-P3	3' Preschool Bench W/ Back, Portable, Perforated	\$ 412.66
158PS-V4	4' Preschool Rectangular Table, Portable Diamond	\$ 576.22
158PS-P4	4' Preschool Rectangular Table, Portable, Perforated	\$ 651.42
158PS-V6	6' Preschool Rectangular Table, Portable, Diamond	\$ 675.86
158PS-P6	6' Preschool Rectangular Table, Portable, Perforated	\$ 759.52
158PS-V8	8' Preschool Rectangular Table, Portable, Diamond	\$ 806.52
158PS-P8	8' Preschool Rectangular Table, Portable, Perforated	\$ 847.88
358PS-OV	46" Preschool Octagon Table, Diamond	\$ 821.56
358PS-OP	46" Preschool Octagon Table, Perforated	\$ 867.62
358PS-RDV	46" Preschool Round Table, Diamond	\$ 861.04
358PS-RDP	46" Preschool Round Table, Perforated	\$ 911.80
358PS-RDSD	46" Preschool Round Table, Solid Top	\$ 924.02
358PS-V	46" Preschool Square Table, Diamond	\$ 804.64
358PS-P	46" Preschool Square Table, Perforated	\$ 855.40
350PS-P	36" Preschool Square Table, Perforated Seats - Solid Top	\$ 1,203.20
350PS-V	36" Preschool Square Table, Expanded Seats - Solid Top	\$ 1,160.90
350PS-P-DL	36" Preschool Square Table, Perforated Seats - Solid Top With Custom Decal	Request quote
350PS-V-DL	36" Preschool Square Table, Expanded Seats - Solid Top With Custom Decal	Request quote
358PS-PLP	Preschool Learning Table	\$ 1,023.66
964-CDR6	6' Charleston Series Cedar Recycled Bench	\$ 862.92
964-GRN6	6' Charleston Series Green Recycled Bench	\$ 862.92
964-GRY6	6' Charleston Series Gray Recycled Bench	\$ 862.92
964-BRN6	6' Charleston Series Brown Recycled Bench	\$ 862.92
964-CDR8	8' Charleston Series Cedar Recycled Bench	\$ 1,053.74
964-GRN8	8' Charleston Series Green Recycled Bench	\$ 1,053.74
964-GRY8	8' Charleston Series Gray Recycled Bench	\$ 1,053.74
964-BRN8	8' Charleston Series Brown Recycled Bench	\$ 1,053.74
968-BRN6	6' Charleston Bench, W/Out Back Recycled Brown - Thermo Frame	\$ 841.30
968-CDR6	6' Charleston Bench, W/Out Back Recycled Cedar - Thermo Frame	\$ 841.30
968-GRN6	6' Charleston Bench, W/Out Back Recycled Green - Thermo Frame	\$ 841.30
968-GRY6	6' Charleston Bench, W/Out Back Recycled Gray - Thermo Frame	\$ 841.30
968-BRN8	8' Charleston Bench, W/Out Back Recycled Brown - Thermo Frame	\$ 973.84
968-CDR8	8' Charleston Bench, W/Out Back Recycled Cedar - Thermo Frame	\$ 973.84
968-GRN8	8' Charleston Bench, W/Out Back Recycled Green - Thermo Frame	\$ 973.84

PART NO.	DESCRIPTION	MSRP
968-GRY8	8' Charleston Bench, W/Out Back Recycled Gray - Thermo Frame	\$ 973.84
982S-BRN6	6' Recycled Brown Bench - 2 X 4 Planks, Inground	\$ 617.58
982S-CDR6	6' Recycled Cedar Bench - 2 X 4 Planks, Inground	\$ 617.58
982S-GRN6	6' Recycled Green Bench - 2 X 4 Planks, Inground	\$ 617.58
982S-GRY6	6' Recycled Gray Bench - 2 X 4 Planks, Inground	\$ 617.58
982SM-BRN6	6' Recycled Brown Bench - 2 X 4 Planks., Surface Mount	\$ 617.58
982SM-CDR6	6' Recycled Cedar Bench - 2 X 4 Planks, Surface Mount	\$ 617.58
982SM-GRN6	6' Recycled Green Bench - 2 X 4 Planks, Surface Mount	\$ 617.58
982SM-GRY6	6' Recycled Gray Bench - 2 X 4 Planks, Surface Mount	\$ 617.58
982S-BRN8	8' Recycled Brown Bench - 2 X 4 Planks, Inground	\$ 694.66
982S-CDR8	8' Recycled Cedar Bench - 2 X 4 Planks, Inground	\$ 694.66
982S-GRN8	8' Recycled Green Bench - 2 X 4 Planks, Inground	\$ 694.66
982S-GRY8	8' Recycled Gray Bench - 2 X 4 Planks, Inground	\$ 694.66
982SM-BRN8	8' Recycled Brown Bench - 2 X 4 Planks, Surface Mount	\$ 694.66
982SM-CDR8	8' Recycled Cedar Bench - 2 X 4 Planks, Surface Mount	\$ 694.66
982SM-GRN8	8' Recycled Green Bench - 2 X 4 Planks, Surface Mount	\$ 694.66
982SM-GRY8	8' Recycled Gray Bench - 2 X 4 Planks, Surface Mount	\$ 694.66
982S-BRN36	6' Recycled Brown Bench - 3 X 4 Planks, Inground	\$ 708.76
982S-CDR36	6' Recycled Cedar Bench - 3 X 4 Planks, Inground	\$ 708.76
982S-GRN36	6' Recycled Green Bench - 3 X 4 Planks, Inground	\$ 708.76
982S-GRY36	6' Recycled Gray Bench - 3 X 4 Planks, Inground	\$ 708.76
982SM-BRN36	6' Recycled Brown Bench - 3 X 4 Planks., Surface Mount	\$ 708.76
982SM-CDR36	6' Recycled Cedar Bench - 3 X 4 Planks, Surface Mount	\$ 708.76
982SM-GRN36	6' Recycled Green Bench - 3 X 4 Planks, Surface Mount	\$ 708.76
982SM-GRY36	6' Recycled Gray Bench - 3 X 4 Planks, Surface Mount	\$ 708.76
982S-BRN38	8' Recycled Brown Bench - 3 X 4 Planks, Inground	\$ 799.00
982S-CDR38	8' Recycled Cedar Bench - 3 X 4 Planks, Inground	\$ 799.00
982S-GRN38	8' Recycled Green Bench - 3 X 4 Planks, Inground	\$ 799.00
982S-GRY38	8' Recycled Gray Bench - 3 X 4 Planks, Inground	\$ 799.00
982SM-BRN38	8' Recycled Brown Bench - 3 X 4 Planks, Surface Mount	\$ 799.00
982SM-CDR38	8' Recycled Cedar Bench - 3 X 4 Planks, Surface Mount	\$ 799.00
982SM-GRN38	8' Recycled Green Bench - 3 X 4 Planks, Surface Mount	\$ 799.00
982SM-GRY38	8' Recycled Gray Bench - 3 X 4 Planks, Surface Mount	\$ 799.00
982S-BRN46	6' Recycled Brown Bench - 4 X 4 Planks, Inground	\$ 851.64
982S-CDR46	6' Recycled Cedar Bench - 4 X 4 Planks, Inground	\$ 851.64
982S-GRN46	6' Recycled Green Bench - 4 X 4 Planks, Inground	\$ 851.64
982S-GRY46	6' Recycled Gray Bench - 4 X 4 Planks, Inground	\$ 851.64
982SM-BRN46	6' Recycled Brown Bench - 4 X 4 Planks., Surface Mount	\$ 851.64
982SM-CDR46	6' Recycled Cedar Bench - 4 X 4 Planks, Surface Mount	\$ 851.64
982SM-GRN46	6' Recycled Green Bench - 4 X 4 Planks, Surface Mount	\$ 851.64
982SM-GRY46	6' Recycled Gray Bench - 4 X 4 Planks, Surface Mount	\$ 851.64
982S-BRN48	8' Recycled Brown Bench - 4 X 4 Planks, Inground	\$ 997.34
982S-CDR48	8' Recycled Cedar Bench - 4 X 4 Planks, Inground	\$ 997.34

PART NO.	DESCRIPTION	MSRP
982S-GRN48	8' Recycled Green Bench - 4 X 4 Planks, Inground	\$ 997.34
982S-GRY48	8' Recycled Gray Bench - 4 X 4 Planks, Inground	\$ 997.34
982SM-BRN48	8' Recycled Brown Bench - 4 X 4 Planks, Surface Mount	\$ 997.34
982SM-CDR48	8' Recycled Cedar Bench - 4 X 4 Planks, Surface Mount	\$ 997.34
982SM-GRN48	8' Recycled Green Bench - 4 X 4 Planks, Surface Mount	\$ 997.34
982SM-GRY48	8' Recycled Gray Bench - 4 X 4 Planks, Surface Mount	\$ 997.34
983SM-R36-PQ	6' Recycled Bench W/ 2-5/8"X5-7/8" Plaque Area (Plaque Not Included) - 3 X 4 Planks, Surface Mount	\$ 825.32
952S-BRN6	6' Recycled Brown Bench Without Back - 2 X 4 Planks, Inground	\$ 358.14
952S-CDR6	6' Recycled Cedar Bench Without Back - 2 X 4 Planks, Inground	\$ 358.14
952S-GRN6	6' Recycled Green Bench Without Back - 2 X 4 Planks, Inground	\$ 358.14
952S-GRY6	6' Recycled Gray Bench Without Back - 2 X 4 Planks, Inground	\$ 358.14
952SM-BRN6	6' Recycled Brown Bench Without Back - 2 X 4 Planks., Surface Mount	\$ 358.14
952SM-CDR6	6' Recycled Cedar Bench Without Back - 2 X 4 Planks, Surface Mount	\$ 358.14
952SM-GRN6	6' Recycled Green Bench Without Back - 2 X 4 Planks, Surface Mount	\$ 358.14
952SM-GRY6	6' Recycled Gray Bench Without Back - 2 X 4 Planks, Surface Mount	\$ 358.14
952S-BRN8	8' Recycled Brown Bench Without Back - 2 X 4 Planks, Inground	\$ 417.36
952S-CDR8	8' Recycled Cedar Bench Without Back - 2 X 4 Planks, Inground	\$ 417.36
952S-GRN8	8' Recycled Green Bench Without Back - 2 X 4 Planks, Inground	\$ 417.36
952S-GRY8	8' Recycled Gray Bench Without Back - 2 X 4 Planks, Inground	\$ 417.36
952SM-BRN8	8' Recycled Brown Bench Without Back - 2 X 4 Planks, Surface Mount	\$ 417.36
952SM-CDR8	8' Recycled Cedar Bench Without Back - 2 X 4 Planks, Surface Mount	\$ 417.36
952SM-GRN8	8' Recycled Green Bench Without Back - 2 X 4 Planks, Surface Mount	\$ 417.36
952SM-GRY8	8' Recycled Gray Bench Without Back - 2 X 4 Planks, Surface Mount	\$ 417.36
952S-BRN36	6' Recycled Brown Bench Without Back - 3 X 4 Planks, Inground	\$ 429.58
952S-CDR36	6' Recycled Cedar Bench Without Back - 3 X 4 Planks, Inground	\$ 429.58
952S-GRN36	6' Recycled Green Bench Without Back - 3 X 4 Planks, Inground	\$ 429.58
952S-GRY36	6' Recycled Gray Bench Without Back - 3 X 4 Planks, Inground	\$ 429.58
952SM-BRN36	6' Recycled Brown Bench Without Back - 3 X 4 Planks., Surface Mount	\$ 429.58
952SM-CDR36	6' Recycled Cedar Bench Without Back - 3 X 4 Planks, Surface Mount	\$ 429.58
952SM-GRN36	6' Recycled Green Bench Without Back - 3 X 4 Planks, Surface Mount	\$ 429.58
952SM-GRY36	6' Recycled Gray Bench Without Back - 3 X 4 Planks, Surface Mount	\$ 429.58
952S-BRN38	8' Recycled Brown Bench Without Back - 3 X 4 Planks, Inground	\$ 501.02
952S-CDR38	8' Recycled Cedar Bench Without Back - 3 X 4 Planks, Inground	\$ 501.02
952S-GRN38	8' Recycled Green Bench Without Back - 3 X 4 Planks, Inground	\$ 501.02
952S-GRY38	8' Recycled Gray Bench Without Back - 3 X 4 Planks, Inground	\$ 501.02
952SM-BRN38	8' Recycled Brown Bench Without Back - 3 X 4 Planks, Surface Mount	\$ 501.02
952SM-CDR38	8' Recycled Cedar Bench Without Back - 3 X 4 Planks, Surface Mount	\$ 501.02
952SM-GRN38	8' Recycled Green Bench Without Back - 3 X 4 Planks, Surface Mount	\$ 501.02
952SM-GRY38	8' Recycled Gray Bench Without Back - 3 X 4 Planks, Surface Mount	\$ 501.02
952S-BRN46	6' Recycled Brown Bench Without Back - 4 X 4 Planks, Inground	\$ 495.38
952S-CDR46	6' Recycled Cedar Bench Without Back - 4 X 4 Planks, Inground	\$ 495.38
952S-GRN46	6' Recycled Green Bench Without Back - 4 X 4 Planks, Inground	\$ 495.38
952S-GRY46	6' Recycled Gray Bench Without Back - 4 X 4 Planks, Inground	\$ 495.38

PART NO.	DESCRIPTION	MSRP
952SM-BRN46	6' Recycled Brown Bench Without Back - 4 X 4 Planks., Surface Mount	\$ 495.38
952SM-CDR46	6' Recycled Cedar Bench Without Back - 4 X 4 Planks, Surface Mount	\$ 495.38
952SM-GRN46	6' Recycled Green Bench Without Back - 4 X 4 Planks, Surface Mount	\$ 495.38
952SM-GRY46	6' Recycled Gray Bench Without Back - 4 X 4 Planks, Surface Mount	\$ 495.38
952S-BRN48	8' Recycled Brown Bench Without Back - 4 X 4 Planks, Inground	\$ 577.16
952S-CDR48	8' Recycled Cedar Bench Without Back - 4 X 4 Planks, Inground	\$ 577.16
952S-GRN48	8' Recycled Green Bench Without Back - 4 X 4 Planks, Inground	\$ 577.16
952S-GRY48	8' Recycled Gray Bench Without Back - 4 X 4 Planks, Inground	\$ 577.16
952SM-BRN48	8' Recycled Brown Bench Without Back - 4 X 4 Planks, Surface Mount	\$ 577.16
952SM-CDR48	8' Recycled Cedar Bench Without Back - 4 X 4 Planks, Surface Mount	\$ 577.16
952SM-GRN48	8' Recycled Green Bench Without Back - 4 X 4 Planks, Surface Mount	\$ 577.16
952SM-GRY48	8' Recycled Gray Bench Without Back - 4 X 4 Planks, Surface Mount	\$ 577.16
940S-BRN6	6' Park Bench W/ Back, 2" X 4" Planks, Inground, Brown Recycled Plastic	\$ 562.12
940S-CDR6	6' Park Bench W/ Back, 2" X 4" Planks, Inground, Cedar Recycled Plastic	\$ 562.12
940S-GRN6	6' Park Bench W/ Back, 2" X 4" Planks, Inground, Green Recycled Plastic	\$ 562.12
940S-GRY6	6' Park Bench W/ Back, 2" X 4" Planks, Inground, Gray Recycled Plastic	\$ 562.12
940S-PT6	6' Park Bench W/ Back, 2" X 4" Planks, Inground, Pressure Treated	\$ 301.74
940S-T6	6' Park Bench W/ Back, 2" X 4" Planks, Inground, Redwood Stain	\$ 329.94
940S-U6	6' Park Bench W/ Back, 2" X 4" Planks, Inground, Untreated Pine	\$ 276.36
940P-BRN6	6' Park Bench W/ Back, 2" X 4" Planks, Portable, Brown Recycled Plastic	\$ 562.12
940P-CDR6	6' Park Bench W/ Back, 2" X 4" Planks, Portable, Cedar Recycled Plastic	\$ 562.12
940P-GRN6	6' Park Bench W/ Back, 2" X 4" Planks, Portable, Green Recycled Plastic	\$ 562.12
940P-GRY6	6' Park Bench W/ Back, 2" X 4" Planks, Portable, Gray Recycled Plastic	\$ 562.12
940P-PT6	6' Park Bench W/ Back, 2" X 4" Planks, Portable, Pressure Treated	\$ 301.74
940P-T6	6' Park Bench W/ Back, 2" X 4" Planks, Portable, Redwood Stain	\$ 329.94
940P-U6	6' Park Bench W/ Back, 2" X 4" Planks, Portable, Untreated Pine	\$ 276.36
940SM-BRN6	6' Park Bench W/ Back, 2" X 4" Planks, Surface Mount, Brown Recycled Plastic	\$ 562.12
940SM-CDR6	6' Park Bench W/ Back, 2" X 4" Planks, Surface Mount, Cedar Recycled Plastic	\$ 562.12
940SM-GRN6	6' Park Bench W/ Back, 2" X 4" Planks, Surface Mount, Green Recycled Plastic	\$ 562.12
940SM-GRY6	6' Park Bench W/ Back, 2" X 4" Planks, Surface Mount, Gray Recycled Plastic	\$ 562.12
940SM-PT6	6' Park Bench W/ Back, 2" X 4" Planks, Surface Mount, Pressure Treated	\$ 301.74
940SM-T6	6' Park Bench W/ Back, 2" X 4" Planks, Surface Mount, Redwood Stain	\$ 329.94
940SM-U6	6' Park Bench W/ Back, 2" X 4" Planks, Surface Mount, Untreated Pine	\$ 276.36
940WM-BRN6	6' Park Bench W/ Back, 2" X 4" Planks, Wall Mount, Brown Recycled Plastic	\$ 562.12
940WM-CDR6	6' Park Bench W/ Back, 2" X 4" Planks, Wall Mount, Cedar Recycled Plastic	\$ 562.12
940WM-GRN6	6' Park Bench W/ Back, 2" X 4" Planks, Wall Mount, Green Recycled Plastic	\$ 562.12
940WM-GRY6	6' Park Bench W/ Back, 2" X 4" Planks, Wall Mount, Gray Recycled Plastic	\$ 562.12
940WM-PT6	6' Park Bench W/ Back, 2" X 4" Planks, Wall Mount, Pressure Treated	\$ 301.74
940WM-T6	6' Park Bench W/ Back, 2" X 4" Planks, Wall Mount, Redwood Stain	\$ 329.94
940WM-U6	6' Park Bench W/ Back, 2" X 4" Planks, Wall Mount, Untreated Pine	\$ 276.36
940S-BRN8	8' Park Bench W/ Back, 2" X 4" Planks, Inground, Brown Recycled Plastic	\$ 694.66
940S-CDR8	8' Park Bench W/ Back, 2" X 4" Planks, Inground, Cedar Recycled Plastic	\$ 694.66
940S-GRN8	8' Park Bench W/ Back, 2" X 4" Planks, Inground, Green Recycled Plastic	\$ 694.66

PART NO.	DESCRIPTION	MSRP
940S-GRY8	8' Park Bench W/ Back, 2" X 4" Planks, Inground, Gray Recycled Plastic	\$ 694.66
940S-PT8	8' Park Bench W/ Back, 2" X 4" Planks, Inground, Pressure Treated	\$ 330.88
940S-T8	8' Park Bench W/ Back, 2" X 4" Planks, Inground, Redwood Stain	\$ 357.20
940S-U8	8' Park Bench W/ Back, 2" X 4" Planks, Inground, Untreated Pine	\$ 301.74
940P-BRN8	8' Park Bench W/ Back, 2" X 4" Planks, Portable, Brown Recycled Plastic	\$ 694.66
940P-CDR8	8' Park Bench W/ Back, 2" X 4" Planks, Portable, Cedar Recycled Plastic	\$ 694.66
940P-GRN8	8' Park Bench W/ Back, 2" X 4" Planks, Portable, Green Recycled Plastic	\$ 694.66
940P-GRY8	8' Park Bench W/ Back, 2" X 4" Planks, Portable, Gray Recycled Plastic	\$ 694.66
940P-PT8	8' Park Bench W/ Back, 2" X 4" Planks, Portable, Pressure Treated	\$ 330.88
940P-T8	8' Park Bench W/ Back, 2" X 4" Planks, Portable, Redwood Stain	\$ 357.20
940P-U8	8' Park Bench W/ Back, 2" X 4" Planks, Portable, Untreated Pine	\$ 301.74
940SM-BRN8	8' Park Bench W/ Back, 2" X 4" Planks, Surface Mount, Brown Recycled Plastic	\$ 694.66
940SM-CDR8	8' Park Bench W/ Back, 2" X 4" Planks, Surface Mount, Cedar Recycled Plastic	\$ 694.66
940SM-GRN8	8' Park Bench W/ Back, 2" X 4" Planks, Surface Mount, Green Recycled Plastic	\$ 694.66
940SM-GRY8	8' Park Bench W/ Back, 2" X 4" Planks, Surface Mount, Gray Recycled Plastic	\$ 694.66
940SM-PT8	8' Park Bench W/ Back, 2" X 4" Planks, Surface Mount, Pressure Treated	\$ 330.88
940SM-T8	8' Park Bench W/ Back, 2" X 4" Planks, Surface Mount, Redwood Stain	\$ 357.20
940SM-U8	8' Park Bench W/ Back, 2" X 4" Planks, Surface Mount, Untreated Pine	\$ 301.74
940WM-BRN8	8' Park Bench W/ Back, 2" X 4" Planks, Wall Mount, Brown Recycled Plastic	\$ 694.66
940WM-CDR8	8' Park Bench W/ Back, 2" X 4" Planks, Wall Mount, Cedar Recycled Plastic	\$ 694.66
940WM-GRN8	8' Park Bench W/ Back, 2" X 4" Planks, Wall Mount, Green Recycled Plastic	\$ 694.66
940WM-GRY8	8' Park Bench W/ Back, 2" X 4" Planks, Wall Mount, Gray Recycled Plastic	\$ 694.66
940WM-PT8	8' Park Bench W/ Back, 2" X 4" Planks, Wall Mount, Pressure Treated	\$ 330.88
940WM-T8	8' Park Bench W/ Back, 2" X 4" Planks, Wall Mount, Redwood Stain	\$ 357.20
940WM-U8	8' Park Bench W/ Back, 2" X 4" Planks, Wall Mount, Untreated Pine	\$ 301.74
940S-BRN16	6' Park Bench W/ Back, 2" X 10" Planks, Inground, Brown Recycled Plastic	\$ 525.46
940S-CDR16	6' Park Bench W/ Back, 2" X 10" Planks, Inground, Cedar Recycled Plastic	\$ 525.46
940S-GRN16	6' Park Bench W/ Back, 2" X 10" Planks, Inground, Green Recycled Plastic	\$ 525.46
940S-GRY16	6' Park Bench W/ Back, 2" X 10" Planks, Inground, Gray Recycled Plastic	\$ 525.46
940S-PT16	6' Park Bench W/ Back, 2" X 10" Planks, Inground, Pressure Treated	\$ 266.96
940S-T16	6' Park Bench W/ Back, 2" X 10" Planks, Inground, Redwood Stain	\$ 279.18
940S-U16	6' Park Bench W/ Back, 2" X 10" Planks, Inground, Untreated Pine	\$ 244.40
940P-BRN16	6' Park Bench W/ Back, 2" X 10" Planks, Portable, Brown Recycled Plastic	\$ 525.46
940P-CDR16	6' Park Bench W/ Back, 2" X 10" Planks, Portable, Cedar Recycled Plastic	\$ 525.46
940P-GRN16	6' Park Bench W/ Back, 2" X 10" Planks, Portable, Green Recycled Plastic	\$ 525.46
940P-GRY16	6' Park Bench W/ Back, 2" X 10" Planks, Portable, Gray Recycled Plastic	\$ 525.46
940P-PT16	6' Park Bench W/ Back, 2" X 10" Planks, Portable, Pressure Treated	\$ 266.96
940P-T16	6' Park Bench W/ Back, 2" X 10" Planks, Portable, Redwood Stain	\$ 279.18
940P-U16	6' Park Bench W/ Back, 2" X 10" Planks, Portable, Untreated Pine	\$ 244.40
940SM-BRN16	6' Park Bench W/ Back, 2" X 10" Planks, Surface Mount, Brown Recycled Plastic	\$ 525.46
940SM-CDR16	6' Park Bench W/ Back, 2" X 10" Planks, Surface Mount, Cedar Recycled Plastic	\$ 525.46
940SM-GRN16	6' Park Bench W/ Back, 2" X 10" Planks, Surface Mount, Green Recycled Plastic	\$ 525.46
940SM-GRY16	6' Park Bench W/ Back, 2" X 10" Planks, Surface Mount, Gray Recycled Plastic	\$ 525.46

PART NO.	DESCRIPTION	MSRP
940SM-PT16	6' Park Bench W/ Back, 2" X 10" Planks, Surface Mount, Pressure Treated	\$ 266.96
940SM-T16	6' Park Bench W/ Back, 2" X 10" Planks, Surface Mount, Redwood Stain	\$ 279.18
940SM-U16	6' Park Bench W/ Back, 2" X 10" Planks, Surface Mount, Untreated Pine	\$ 244.40
940WM-BRN16	6' Park Bench W/ Back, 2" X 10" Planks, Wall Mount, Brown Recycled Plastic	\$ 525.46
940WM-CDR16	6' Park Bench W/ Back, 2" X 10" Planks, Wall Mount, Cedar Recycled Plastic	\$ 525.46
940WM-GRN16	6' Park Bench W/ Back, 2" X 10" Planks, Wall Mount, Green Recycled Plastic	\$ 525.46
940WM-GRY16	6' Park Bench W/ Back, 2" X 10" Planks, Wall Mount, Gray Recycled Plastic	\$ 525.46
940WM-PT16	6' Park Bench W/ Back, 2" X 10" Planks, Wall Mount, Pressure Treated	\$ 266.96
940WM-T16	6' Park Bench W/ Back, 2" X 10" Planks, Wall Mount, Redwood Stain	\$ 279.18
940WM-U16	6' Park Bench W/ Back, 2" X 10" Planks, Wall Mount, Untreated Pine	\$ 244.40
940S-BRN18	8' Park Bench W/ Back, 2" X 10" Planks, Inground, Brown Recycled Plastic	\$ 619.46
940S-CDR18	8' Park Bench W/ Back, 2" X 10" Planks, Inground, Cedar Recycled Plastic	\$ 619.46
940S-GRN18	8' Park Bench W/ Back, 2" X 10" Planks, Inground, Green Recycled Plastic	\$ 619.46
940S-GRY18	8' Park Bench W/ Back, 2" X 10" Planks, Inground, Gray Recycled Plastic	\$ 619.46
940S-PT18	8' Park Bench W/ Back, 2" X 10" Planks, Inground, Pressure Treated	\$ 278.24
940S-T18	8' Park Bench W/ Back, 2" X 10" Planks, Inground, Redwood Stain	\$ 306.44
940S-U18	8' Park Bench W/ Back, 2" X 10" Planks, Inground, Untreated Pine	\$ 250.98
940P-BRN18	8' Park Bench W/ Back, 2" X 10" Planks, Portable, Brown Recycled Plastic	\$ 619.46
940P-CDR18	8' Park Bench W/ Back, 2" X 10" Planks, Portable, Cedar Recycled Plastic	\$ 619.46
940P-GRN18	8' Park Bench W/ Back, 2" X 10" Planks, Portable, Green Recycled Plastic	\$ 619.46
940P-GRY18	8' Park Bench W/ Back, 2" X 10" Planks, Portable, Gray Recycled Plastic	\$ 619.46
940P-PT18	8' Park Bench W/ Back, 2" X 10" Planks, Portable, Pressure Treated	\$ 278.24
940P-T18	8' Park Bench W/ Back, 2" X 10" Planks, Portable, Redwood Stain	\$ 306.44
940P-U18	8' Park Bench W/ Back, 2" X 10" Planks, Portable, Untreated Pine	\$ 250.98
940SM-BRN18	8' Park Bench W/ Back, 2" X 10" Planks, Surface Mount, Brown Recycled Plastic	\$ 619.46
940SM-CDR18	8' Park Bench W/ Back, 2" X 10" Planks, Surface Mount, Cedar Recycled Plastic	\$ 619.46
940SM-GRN18	8' Park Bench W/ Back, 2" X 10" Planks, Surface Mount, Green Recycled Plastic	\$ 619.46
940SM-GRY18	8' Park Bench W/ Back, 2" X 10" Planks, Surface Mount, Gray Recycled Plastic	\$ 619.46
940SM-PT18	8' Park Bench W/ Back, 2" X 10" Planks, Surface Mount, Pressure Treated	\$ 278.24
940SM-T18	8' Park Bench W/ Back, 2" X 10" Planks, Surface Mount, Redwood Stain	\$ 306.44
940SM-U18	8' Park Bench W/ Back, 2" X 10" Planks, Surface Mount, Untreated Pine	\$ 250.98
940WM-BRN18	8' Park Bench W/ Back, 2" X 10" Planks, Wall Mount, Brown Recycled Plastic	\$ 619.46
940WM-CDR18	8' Park Bench W/ Back, 2" X 10" Planks, Wall Mount, Cedar Recycled Plastic	\$ 619.46
940WM-GRN18	8' Park Bench W/ Back, 2" X 10" Planks, Wall Mount, Green Recycled Plastic	\$ 619.46
940WM-GRY18	8' Park Bench W/ Back, 2" X 10" Planks, Wall Mount, Gray Recycled Plastic	\$ 619.46
940WM-PT18	8' Park Bench W/ Back, 2" X 10" Planks, Wall Mount, Pressure Treated	\$ 278.24
940WM-T18	8' Park Bench W/ Back, 2" X 10" Planks, Wall Mount, Redwood Stain	\$ 306.44
940WM-U18	8' Park Bench W/ Back, 2" X 10" Planks, Wall Mount, Untreated Pine	\$ 250.98
940S-F6	6' Inground Frame Only - 940 Park Bench Frame	\$ 218.08
940P-F6	6' Portable Frame Only - 940 Park Bench Frame	\$ 218.08
940SM-F6	6' Surface Mount Frame Only - 940 Park Bench Frame	\$ 218.08
940WM-F6	6' Wall Mount Frame Only - 940 Park Bench Frame	\$ 218.08
940S-F8	8' Inground Frame Only - 940 Park Bench Frame	\$ 218.08

PART NO.	DESCRIPTION	MSRP
940P-F8	8' Portable Frame Only - 940 Park Bench Frame	\$ 218.08
940SM-F8	8' Surface Mount Frame Only - 940 Park Bench Frame	\$ 218.08
940WM-F8	6' Wall Mount Frame Only - 940 Park Bench Frame	\$ 218.08
942S-BRN6	6' Park Bench W/Out Back, 2" X 10" Planks, Inground, Brown Recycled Plastic	\$ 305.50
942S-CDR6	6' Park Bench W/Out Back, 2" X 10" Planks, Inground, Cedar Recycled Plastic	\$ 305.50
942S-GRN6	6' Park Bench W/Out Back, 2" X 10" Planks, Inground, Green Recycled Plastic	\$ 305.50
942S-GRY6	6' Park Bench W/Out Back, 2" X 10" Planks, Inground, Gray Recycled Plastic	\$ 305.50
942S-PT6	6' Park Bench W/Out Back, 2" X 10" Planks, Inground, Pressure Treated	\$ 179.54
942S-T6	6' Park Bench W/Out Back, 2" X 10" Planks, Inground, Redwood Stain	\$ 193.64
942S-U6	6' Park Bench W/Out Back, 2" X 10" Planks, Inground, Untreated Pine	\$ 167.32
942P-BRN6	6' Park Bench W/Out Back, 2" X 10" Planks, Portable, Brown Recycled Plastic	\$ 305.50
942P-CDR6	6' Park Bench W/Out Back, 2" X 10" Planks, Portable, Cedar Recycled Plastic	\$ 305.50
942P-GRN6	6' Park Bench W/Out Back, 2" X 10" Planks, Portable, Green Recycled Plastic	\$ 305.50
942P-GRY6	6' Park Bench W/Out Back, 2" X 10" Planks, Portable, Gray Recycled Plastic	\$ 305.50
942P-PT6	6' Park Bench W/Out Back, 2" X 10" Planks, Portable, Pressure Treated	\$ 179.54
942P-T6	6' Park Bench W/Out Back, 2" X 10" Planks, Portable, Redwood Stain	\$ 193.64
942P-U6	6' Park Bench W/Out Back, 2" X 10" Planks, Portable, Untreated Pine	\$ 167.32
942SM-BRN6	6' Park Bench W/Out Back, 2" X 10" Planks, Surface Mount, Brown Recycled Plastic	\$ 305.50
942SM-CDR6	6' Park Bench W/Out Back, 2" X 10" Planks, Surface Mount, Cedar Recycled Plastic	\$ 305.50
942SM-GRN6	6' Park Bench W/Out Back, 2" X 10" Planks, Surface Mount, Green Recycled Plastic	\$ 305.50
942SM-GRY6	6' Park Bench W/Out Back, 2" X 10" Planks, Surface Mount, Gray Recycled Plastic	\$ 305.50
942SM-PT6	6' Park Bench W/Out Back, 2" X 10" Planks, Surface Mount, Pressure Treated	\$ 179.54
942SM-T6	6' Park Bench W/Out Back, 2" X 10" Planks, Surface Mount, Redwood Stain	\$ 193.64
942SM-U6	6' Park Bench W/Out Back, 2" X 10" Planks, Surface Mount, Untreated Pine	\$ 167.32
942WM-BRN6	6' Park Bench W/Out Back, 2" X 10" Planks, Wall Mount, Brown Recycled Plastic	\$ 305.50
942WM-CDR6	6' Park Bench W/Out Back, 2" X 10" Planks, Wall Mount, Cedar Recycled Plastic	\$ 305.50
942WM-GRN6	6' Park Bench W/Out Back, 2" X 10" Planks, Wall Mount, Green Recycled Plastic	\$ 305.50
942WM-GRY6	6' Park Bench W/Out Back, 2" X 10" Planks, Wall Mount, Gray Recycled Plastic	\$ 305.50
942WM-PT6	6' Park Bench W/Out Back, 2" X 10" Planks, Wall Mount, Pressure Treated	\$ 179.54
942WM-T6	6' Park Bench W/Out Back, 2" X 10" Planks, Wall Mount, Redwood Stain	\$ 193.64
942WM-U6	6' Park Bench W/Out Back, 2" X 10" Planks, Wall Mount, Untreated Pine	\$ 167.32
942S-BRN8	8' Park Bench W/Out Back, 2" X 10" Planks, Inground, Brown Recycled Plastic	\$ 422.06
942S-CDR8	8' Park Bench W/Out Back, 2" X 10" Planks, Inground, Cedar Recycled Plastic	\$ 422.06
942S-GRN8	8' Park Bench W/Out Back, 2" X 10" Planks, Inground, Green Recycled Plastic	\$ 422.06
942S-GRY8	8' Park Bench W/Out Back, 2" X 10" Planks, Inground, Gray Recycled Plastic	\$ 422.06
942S-PT8	8' Park Bench W/Out Back, 2" X 10" Planks, Inground, Pressure Treated	\$ 186.12
942S-T8	8' Park Bench W/Out Back, 2" X 10" Planks, Inground, Redwood Stain	\$ 206.80
942S-U8	8' Park Bench W/Out Back, 2" X 10" Planks, Inground, Untreated Pine	\$ 172.02
942P-BRN8	8' Park Bench W/Out Back, 2" X 10" Planks, Portable, Brown Recycled Plastic	\$ 422.06
942P-CDR8	8' Park Bench W/Out Back, 2" X 10" Planks, Portable, Cedar Recycled Plastic	\$ 422.06
942P-GRN8	8' Park Bench W/Out Back, 2" X 10" Planks, Portable, Green Recycled Plastic	\$ 422.06
942P-GRY8	8' Park Bench W/Out Back, 2" X 10" Planks, Portable, Gray Recycled Plastic	\$ 422.06
942P-PT8	8' Park Bench W/Out Back, 2" X 10" Planks, Portable, Pressure Treated	\$ 186.12

PART NO.	DESCRIPTION	MSRP
942P-T8	8' Park Bench W/Out Back, 2" X 10" Planks, Portable, Redwood Stain	\$ 206.80
942P-U8	8' Park Bench W/Out Back, 2" X 10" Planks, Portable, Untreated Pine	\$ 172.02
942SM-BRN8	8' Park Bench W/Out Back, 2" X 10" Planks, Surface Mount, Brown Recycled Plastic	\$ 422.06
942SM-CDR8	8' Park Bench W/Out Back, 2" X 10" Planks, Surface Mount, Cedar Recycled Plastic	\$ 422.06
942SM-GRN8	8' Park Bench W/Out Back, 2" X 10" Planks, Surface Mount, Green Recycled Plastic	\$ 422.06
942SM-GRY8	8' Park Bench W/Out Back, 2" X 10" Planks, Surface Mount, Gray Recycled Plastic	\$ 422.06
942SM-PT8	8' Park Bench W/Out Back, 2" X 10" Planks, Surface Mount, Pressure Treated	\$ 186.12
942SM-T8	8' Park Bench W/Out Back, 2" X 10" Planks, Surface Mount, Redwood Stain	\$ 206.80
942SM-U8	8' Park Bench W/Out Back, 2" X 10" Planks, Surface Mount, Untreated Pine	\$ 172.02
942WM-BRN8	8' Park Bench W/Out Back, 2" X 10" Planks, Wall Mount, Brown Recycled Plastic	\$ 422.06
942WM-CDR8	8' Park Bench W/Out Back, 2" X 10" Planks, Wall Mount, Cedar Recycled Plastic	\$ 422.06
942WM-GRN8	8' Park Bench W/Out Back, 2" X 10" Planks, Wall Mount, Green Recycled Plastic	\$ 422.06
942WM-GRY8	8' Park Bench W/Out Back, 2" X 10" Planks, Wall Mount, Gray Recycled Plastic	\$ 422.06
942WM-PT8	8' Park Bench W/Out Back, 2" X 10" Planks, Wall Mount, Pressure Treated	\$ 186.12
942WM-T8	8' Park Bench W/Out Back, 2" X 10" Planks, Wall Mount, Redwood Stain	\$ 206.80
942WM-U8	8' Park Bench W/Out Back, 2" X 10" Planks, Wall Mount, Untreated Pine	\$ 172.02
942P-F6	6' Portable Frame Only - 942 Bench W/Out Back	\$ 140.06
942P-F8	8' Portable Frame Only - 942 Bench W/Out Back	\$ 140.06
942SM-F	6' & 8' Surface Mount Frame Only - 942 Bench W/Out Back	\$ 134.42
942WM-F	6' & 8' Wall Mount Frame Only - 942 Bench W/Out Back	\$ 134.42
942S-F	6' & 8' Inground Frame Only - 942 Bench W/Out Back	\$ 140.06
965S-BRN6	6' Park Bench, 8-Slat, 2" X 4" Planks, Inground, Brown Recycled Plastic	\$ 726.62
965S-CDR6	6' Park Bench, 8-Slat, 2" X 4" Planks, Inground, Cedar Recycled Plastic	\$ 726.62
965S-GRN6	6' Park Bench, 8-Slat, 2" X 4" Planks, Inground, Green Recycled Plastic	\$ 726.62
965S-GRY6	6' Park Bench, 8-Slat, 2" X 4" Planks, Inground, Gray Recycled Plastic	\$ 726.62
965S-PT6	6' Park Bench, 8-Slat, 2" X 4" Planks, Inground, Pressure Treated	\$ 442.74
965S-T6	6' Park Bench, 8-Slat, 2" X 4" Planks, Inground, Redwood Stain	\$ 479.40
965S-U6	6' Park Bench, 8-Slat, 2" X 4" Planks, Inground, Untreated Pine	\$ 427.70
965P-BRN6	6' Park Bench, 8-Slat, 2" X 4" Planks, Portable, Brown Recycled Plastic	\$ 726.62
965P-CDR6	6' Park Bench, 8-Slat, 2" X 4" Planks, Portable, Cedar Recycled Plastic	\$ 726.62
965P-GRN6	6' Park Bench, 8-Slat, 2" X 4" Planks, Portable, Green Recycled Plastic	\$ 726.62
965P-GRY6	6' Park Bench, 8-Slat, 2" X 4" Planks, Portable, Gray Recycled Plastic	\$ 726.62
965P-PT6	6' Park Bench, 8-Slat, 2" X 4" Planks, Portable, Pressure Treated	\$ 442.74
965P-T6	6' Park Bench, 8-Slat, 2" X 4" Planks, Portable, Redwood Stain	\$ 479.40
965P-U6	6' Park Bench, 8-Slat, 2" X 4" Planks, Portable, Untreated Pine	\$ 427.70
965SM-BRN6	6' Park Bench, 8-Slat, 2" X 4" Planks, Surface Mount, Brown Recycled Plastic	\$ 726.62
965SM-CDR6	6' Park Bench, 8-Slat, 2" X 4" Planks, Surface Mount, Cedar Recycled Plastic	\$ 726.62
965SM-GRN6	6' Park Bench, 8-Slat, 2" X 4" Planks, Surface Mount, Green Recycled Plastic	\$ 726.62
965SM-GRY6	6' Park Bench, 8-Slat, 2" X 4" Planks, Surface Mount, Gray Recycled Plastic	\$ 726.62
965SM-PT6	6' Park Bench, 8-Slat, 2" X 4" Planks, Surface Mount, Pressure Treated	\$ 442.74
965SM-T6	6' Park Bench, 8-Slat, 2" X 4" Planks, Surface Mount, Redwood Stain	\$ 479.40
965SM-U6	6' Park Bench, 8-Slat, 2" X 4" Planks, Surface Mount, Untreated Pine	\$ 427.70
965S-BRN8	8' Park Bench, 8-Slat, 2" X 4" Planks, Inground, Brown Recycled Plastic	\$ 783.96

PART NO.	DESCRIPTION	MSRP
965S-CDR8	8' Park Bench, 8-Slat, 2" X 4" Planks, Inground, Cedar Recycled Plastic	\$ 783.96
965S-GRN8	8' Park Bench, 8-Slat, 2" X 4" Planks, Inground, Green Recycled Plastic	\$ 783.96
965S-GRY8	8' Park Bench, 8-Slat, 2" X 4" Planks, Inground, Gray Recycled Plastic	\$ 783.96
965S-PT8	8' Park Bench, 8-Slat, 2" X 4" Planks, Inground, Pressure Treated	\$ 475.64
965S-T8	8' Park Bench, 8-Slat, 2" X 4" Planks, Inground, Redwood Stain	\$ 510.42
965S-U8	8' Park Bench, 8-Slat, 2" X 4" Planks, Inground, Untreated Pine	\$ 460.60
965P-BRN8	8' Park Bench, 8-Slat, 2" X 4" Planks, Portable, Brown Recycled Plastic	\$ 783.96
965P-CDR8	8' Park Bench, 8-Slat, 2" X 4" Planks, Portable, Cedar Recycled Plastic	\$ 783.96
965P-GRN8	8' Park Bench, 8-Slat, 2" X 4" Planks, Portable, Green Recycled Plastic	\$ 783.96
965P-GRY8	8' Park Bench, 8-Slat, 2" X 4" Planks, Portable, Gray Recycled Plastic	\$ 783.96
965P-PT8	8' Park Bench, 8-Slat, 2" X 4" Planks, Portable, Pressure Treated	\$ 475.64
965P-T8	8' Park Bench, 8-Slat, 2" X 4" Planks, Portable, Redwood Stain	\$ 510.42
965P-U8	8' Park Bench, 8-Slat, 2" X 4" Planks, Portable, Untreated Pine	\$ 460.60
965SM-BRN8	8' Park Bench, 8-Slat, 2" X 4" Planks, Surface Mount, Brown Recycled Plastic	\$ 783.96
965SM-CDR8	8' Park Bench, 8-Slat, 2" X 4" Planks, Surface Mount, Cedar Recycled Plastic	\$ 783.96
965SM-GRN8	8' Park Bench, 8-Slat, 2" X 4" Planks, Surface Mount, Green Recycled Plastic	\$ 783.96
965SM-GRY8	8' Park Bench, 8-Slat, 2" X 4" Planks, Surface Mount, Gray Recycled Plastic	\$ 783.96
965SM-PT8	8' Park Bench, 8-Slat, 2" X 4" Planks, Surface Mount, Pressure Treated	\$ 475.64
965SM-T8	8' Park Bench, 8-Slat, 2" X 4" Planks, Surface Mount, Redwood Stain	\$ 510.42
965SM-U8	8' Park Bench, 8-Slat, 2" X 4" Planks, Surface Mount, Untreated Pine	\$ 460.60
975S-BRN6	6' Park Bench, 8-Slat, 2" X 4" Planks, Inground, Brown Recycled Plastic	\$ 726.62
975S-CDR6	6' Park Bench, 8-Slat, 2" X 4" Planks, Inground, Cedar Recycled Plastic	\$ 726.62
975S-GRN6	6' Park Bench, 8-Slat, 2" X 4" Planks, Inground, Green Recycled Plastic	\$ 726.62
975S-GRY6	6' Park Bench, 8-Slat, 2" X 4" Planks, Inground, Gray Recycled Plastic	\$ 726.62
975S-PT6	6' Park Bench, 8-Slat, 2" X 4" Planks, Inground, Pressure Treated	\$ 444.62
975S-T6	6' Park Bench, 8-Slat, 2" X 4" Planks, Inground, Redwood Stain	\$ 480.34
975S-U6	6' Park Bench, 8-Slat, 2" X 4" Planks, Inground, Untreated Pine	\$ 429.58
975SM-BRN6	6' Park Bench, 8-Slat, 2" X 4" Planks, Surface Mount, Brown Recycled Plastic	\$ 726.62
975SM-CDR6	6' Park Bench, 8-Slat, 2" X 4" Planks, Surface Mount, Cedar Recycled Plastic	\$ 726.62
975SM-GRN6	6' Park Bench, 8-Slat, 2" X 4" Planks, Surface Mount, Green Recycled Plastic	\$ 726.62
975SM-GRY6	6' Park Bench, 8-Slat, 2" X 4" Planks, Surface Mount, Gray Recycled Plastic	\$ 726.62
975SM-PT6	6' Park Bench, 8-Slat, 2" X 4" Planks, Surface Mount, Pressure Treated	\$ 444.62
975SM-T6	6' Park Bench, 8-Slat, 2" X 4" Planks, Surface Mount, Redwood Stain	\$ 480.34
975SM-U6	6' Park Bench, 8-Slat, 2" X 4" Planks, Surface Mount, Untreated Pine	\$ 429.58
975S-BRN8	8' Park Bench, 8-Slat, 2" X 4" Planks, Inground, Brown Recycled Plastic	\$ 783.96
975S-CDR8	8' Park Bench, 8-Slat, 2" X 4" Planks, Inground, Cedar Recycled Plastic	\$ 783.96
975S-GRN8	8' Park Bench, 8-Slat, 2" X 4" Planks, Inground, Green Recycled Plastic	\$ 783.96
975S-GRY8	8' Park Bench, 8-Slat, 2" X 4" Planks, Inground, Gray Recycled Plastic	\$ 783.96
975S-PT8	8' Park Bench, 8-Slat, 2" X 4" Planks, Inground, Pressure Treated	\$ 476.58
975S-T8	8' Park Bench, 8-Slat, 2" X 4" Planks, Inground, Redwood Stain	\$ 511.36
975S-U8	8' Park Bench, 8-Slat, 2" X 4" Planks, Inground, Untreated Pine	\$ 461.54
975SM-BRN8	8' Park Bench, 8-Slat, 2" X 4" Planks, Surface Mount, Brown Recycled Plastic	\$ 783.96
975SM-CDR8	8' Park Bench, 8-Slat, 2" X 4" Planks, Surface Mount, Cedar Recycled Plastic	\$ 783.96

PART NO.	DESCRIPTION	MSRP
975SM-GRN8	8' Park Bench, 8-Slat, 2" X 4" Planks, Surface Mount, Green Recycled Plastic	\$ 783.96
975SM-GRY8	8' Park Bench, 8-Slat, 2" X 4" Planks, Surface Mount, Gray Recycled Plastic	\$ 783.96
975SM-PT8	8' Park Bench, 8-Slat, 2" X 4" Planks, Surface Mount, Pressure Treated	\$ 476.58
975SM-T8	8' Park Bench, 8-Slat, 2" X 4" Planks, Surface Mount, Redwood Stain	\$ 511.36
975SM-U8	8' Park Bench, 8-Slat, 2" X 4" Planks, Surface Mount, Untreated Pine	\$ 461.54
992-BRN6	2 Planters With 6' Recycled Brown Bench	\$ 1,200.38
992-CDR6	2 Planters With 6' Recycled Cedar Bench	\$ 1,200.38
992-GRN6	2 Planters With 6' Recycled Green Bench	\$ 1,200.38
992-GRY6	2 Planters With 6' Recycled Gray Bench	\$ 1,200.38
993-BRN6	3 Planters With 6' Recycled Brown Bench	\$ 1,921.36
993-CDR6	3 Planters With 6' Recycled Cedar Bench	\$ 1,921.36
993-GRN6	3 Planters With 6' Recycled Green Bench	\$ 1,921.36
993-GRY6	3 Planters With 6' Recycled Gray Bench	\$ 1,921.36
238-BRN6	6' Extra Heavy Duty Table, Brown Recycled Plastic	\$ 848.82
238-CDR6	6' Extra Heavy Duty Table, Cedar Recycled Plastic	\$ 848.82
238-GRN6	6' Extra Heavy Duty Table, Green Recycled Plastic	\$ 848.82
238-GRY6	6' Extra Heavy Duty Table, Gray Recycled Plastic	\$ 848.82
238-PT6	6' Extra Heavy Duty Table, Pressure Treated	\$ 463.42
238-T6	6' Extra Heavy Duty Table, Redwood Stain	\$ 479.40
238-U6	6' Extra Heavy Duty Table, Untreated Pine	\$ 440.86
238-BRN8	8' Extra Heavy Duty Table, Brown Recycled Plastic	\$ 1,049.04
238-CDR8	8' Extra Heavy Duty Table, Cedar Recycled Plastic	\$ 1,049.04
238-GRN8	8' Extra Heavy Duty Table, Green Recycled Plastic	\$ 1,049.04
238-GRY8	8' Extra Heavy Duty Table, Gray Recycled Plastic	\$ 1,049.04
238-PT8	8' Extra Heavy Duty Table, Pressure Treated	\$ 496.32
238-T8	8' Extra Heavy Duty Table, Redwood Stain	\$ 517.94
238-U8	8' Extra Heavy Duty Table, Untreated Pine	\$ 481.28
238-F6	6' Frame Only - Extra Heavy Duty Table	\$ 305.50
238-F8	8' Frame Only - Extra Heavy Duty Table	\$ 305.50
238H-BRN8	8' Double Sided Extra Heavy Duty Ada Table, Brown Recycled Plastic	\$ 1,067.84
238H-CDR8	8' Double Sided Extra Heavy Duty Ada Table, Cedar Recycled Plastic	\$ 1,067.84
238H-GRN8	8' Double Sided Extra Heavy Duty Ada Table, Green Recycled Plastic	\$ 1,067.84
238H-GRY8	8' Double Sided Extra Heavy Duty Ada Table, Gray Recycled Plastic	\$ 1,067.84
238H-PT8	8' Double Sided Extra Heavy Duty Ada Table, Pressure Treated	\$ 496.32
238H-T8	8' Double Sided Extra Heavy Duty Ada Table, Redwood Stain	\$ 517.94
238H-U8	8' Double Sided Extra Heavy Duty Ada Table, Untreated Pine	\$ 481.28
238HS-PT8	8' Single Sided Extra Heavy Duty Ada Table, Pressure Treated	\$ 504.78
238HS-T8	8' Single Sided Extra Heavy Duty Ada Table, Redwood Stain	\$ 525.46
238HS-U8	8' Single Sided Extra Heavy Duty Ada Table, Untreated Pine	\$ 495.38
238H-F8	8' Ada Frame Only - 238H Double Sided Extra Heavy Duty Frame	\$ 305.50
238HS-F8	8' Ada Frame Only - 238H Single Sided Extra Heavy Duty Frame	\$ 332.76
238U-BRN6	6' Extra Heavy Duty Utility Table, Brown Recycled Plastic	\$ 835.66
238U-CDR6	6' Extra Heavy Duty Utility Table, Cedar Recycled Plastic	\$ 835.66

PART NO.	DESCRIPTION	MSRP
238U-GRN6	6' Extra Heavy Duty Utility Table, Green Recycled Plastic	\$ 835.66
238U-GRY6	6' Extra Heavy Duty Utility Table, Gray Recycled Plastic	\$ 835.66
238U-PT6	6' Extra Heavy Duty Utility Table, Pressure Treated	\$ 463.42
238U-T6	6' Extra Heavy Duty Utility Table, Redwood Stain	\$ 478.46
238U-U6	6' Extra Heavy Duty Utility Table, Untreated Pine	\$ 440.86
238U-BRN8	8' Extra Heavy Duty Utility Table, Brown Recycled Plastic	\$ 1,048.10
238U-CDR8	8' Extra Heavy Duty Utility Table, Cedar Recycled Plastic	\$ 1,048.10
238U-GRN8	8' Extra Heavy Duty Utility Table, Green Recycled Plastic	\$ 1,048.10
238U-GRY8	8' Extra Heavy Duty Utility Table, Gray Recycled Plastic	\$ 1,048.10
238U-PT8	8' Extra Heavy Duty Utility Table, Pressure Treated	\$ 496.32
238U-T8	8' Extra Heavy Duty Utility Table, Redwood Stain	\$ 517.94
238U-U8	8' Extra Heavy Duty Utility Table, Untreated Pine	\$ 480.34
238U-F6	6' Frame Only - Extra Heavy Duty Utility Table	\$ 305.50
238U-F8	8' Frame Only - Extra Heavy Duty Utility Table	\$ 305.50
238-3-PT10	10' Extra Heavy Duty Shelter Table (3 Legs), Pressure Treated	\$ 731.32
238-3-T10	10' Extra Heavy Duty Shelter Table (3 Legs), Redwood Stain	\$ 761.40
238-3-U10	10' Extra Heavy Duty Shelter Table (3 Legs), Untreated Pine	\$ 680.56
238-3-PT12	12' Extra Heavy Duty Shelter Table (3 Legs), Pressure Treated	\$ 759.52
238-3-T12	12' Extra Heavy Duty Shelter Table (3 Legs), Redwood Stain	\$ 781.14
238-3-U12	12' Extra Heavy Duty Shelter Table (3 Legs), Untreated Pine	\$ 708.76
238-3-F10	10' Frame Only - Extra Heavy Duty Shelter Table Frame (3 Legs)	\$ 465.30
238-3-F12	12' Frame Only - Extra Heavy Duty Shelter Table Frame (3 Legs)	\$ 465.30
BT238-BRN6	6' Extra Heavy Duty Table W/ Bolt-Thru Frame, Brown Recycled Plastic	\$ 826.26
BT238-CDR6	6' Extra Heavy Duty Table W/ Bolt-Thru Frame, Cedar Recycled Plastic	\$ 826.26
BT238-GRN6	6' Extra Heavy Duty Table W/ Bolt-Thru Frame, Green Recycled Plastic	\$ 826.26
BT238-GRY6	6' Extra Heavy Duty Table W/ Bolt-Thru Frame, Gray Recycled Plastic	\$ 826.26
BT238-PT6	6' Extra Heavy Duty Table W/ Bolt-Thru Frame, Pressure Treated	\$ 444.62
BT238-T6	6' Extra Heavy Duty Table W/ Bolt-Thru Frame, Redwood Stain	\$ 464.36
BT238-U6	6' Extra Heavy Duty Table W/ Bolt-Thru Frame, Untreated Pine	\$ 409.84
BT238-BRN8	8' Extra Heavy Duty Table W/ Bolt-Thru Frame, Brown Recycled Plastic	\$ 1,041.52
BT238-CDR8	8' Extra Heavy Duty Table W/ Bolt-Thru Frame, Cedar Recycled Plastic	\$ 1,041.52
BT238-GRN8	8' Extra Heavy Duty Table W/ Bolt-Thru Frame, Green Recycled Plastic	\$ 1,041.52
BT238-GRY8	8' Extra Heavy Duty Table W/ Bolt-Thru Frame, Gray Recycled Plastic	\$ 1,041.52
BT238-PT8	8' Extra Heavy Duty Table W/ Bolt-Thru Frame, Pressure Treated	\$ 464.36
BT238-T8	8' Extra Heavy Duty Table W/ Bolt-Thru Frame, Redwood Stain	\$ 485.98
BT238-U8	8' Extra Heavy Duty Table W/ Bolt-Thru Frame, Untreated Pine	\$ 432.40
BT238-F6	6' Frame Only - Bt238 Bolt-Thru Frame	\$ 265.08
BT238-F8	8' Frame Only - Bt238 Bolt-Thru Frame	\$ 265.08
158-BRN6	6' Heavy Duty Table, Brown Recycled Plastic	\$ 732.26
158-CDR6	6' Heavy Duty Table, Cedar Recycled Plastic	\$ 732.26
158-GRN6	6' Heavy Duty Table, Green Recycled Plastic	\$ 732.26
158-GRY6	6' Heavy Duty Table, Gray Recycled Plastic	\$ 732.26
158-PT6	6' Heavy Duty Table, Pressure Treated	\$ 358.14

PART NO.	DESCRIPTION	MSRP
158-T6	6' Heavy Duty Table, Redwood Stain	\$ 377.88
158-U6	6' Heavy Duty Table, Untreated Pine	\$ 329.94
158-BRN8	8' Heavy Duty Table, Brown Recycled Plastic	\$ 919.32
158-CDR8	8' Heavy Duty Table, Cedar Recycled Plastic	\$ 919.32
158-GRN8	8' Heavy Duty Table, Green Recycled Plastic	\$ 919.32
158-GRY8	8' Heavy Duty Table, Gray Recycled Plastic	\$ 919.32
158-PT8	8' Heavy Duty Table, Pressure Treated	\$ 377.88
158-T8	8' Heavy Duty Table, Redwood Stain	\$ 398.56
158-U8	8' Heavy Duty Table, Untreated Pine	\$ 347.80
158-F6	6' Frame Only - 158 Heavy Duty Frame	\$ 221.84
158-F8	8' Frame Only - 158 Heavy Duty Frame	\$ 221.84
158H-BRN8	8' Double Sided Ada Heavy Duty Table, Brown Recycled Plastic	\$ 935.30
158H-CDR8	8' Double Sided Ada Heavy Duty Table, Cedar Recycled Plastic	\$ 935.30
158H-GRN8	8' Double Sided Ada Heavy Duty Table, Green Recycled Plastic	\$ 935.30
158H-GRY8	8' Double Sided Ada Heavy Duty Table, Gray Recycled Plastic	\$ 935.30
158H-PT8	8' Double Sided Ada Heavy Duty Table, Pressure Treated	\$ 377.88
158H-T8	8' Double Sided Ada Heavy Duty Table, Redwood Stain	\$ 407.02
158H-U8	8' Double Sided Ada Heavy Duty Table, Untreated Pine	\$ 358.14
158HS-PT8	8' Single Sided Ada Heavy Duty Table, Pressure Treated	\$ 385.40
158HS-T8	8' Single Sided Ada Heavy Duty Table, Redwood Stain	\$ 414.54
158HS-U8	8' Single Sided Ada Heavy Duty Table, Untreated Pine	\$ 366.60
158H-F8	8' Ada Frame Only - 158H Double Sided Heavy Duty Frame	\$ 228.42
158HS-F8	8' Ada Frame Only - 158H Single Sided Heavy Duty Frame	\$ 228.42
BT158-BRN6	6' Heavy Duty Table W/ Bolt-Thru Frame, Brown Recycled Plastic	\$ 770.80
BT158-CDR6	6' Heavy Duty Table W/ Bolt-Thru Frame, Cedar Recycled Plastic	\$ 770.80
BT158-GRN6	6' Heavy Duty Table W/ Bolt-Thru Frame, Green Recycled Plastic	\$ 770.80
BT158-GRY6	6' Heavy Duty Table W/ Bolt-Thru Frame, Gray Recycled Plastic	\$ 770.80
BT158-PT6	6' Heavy Duty Table W/ Bolt-Thru Frame, Pressure Treated	\$ 364.72
BT158-T6	6' Heavy Duty Table W/ Bolt-Thru Frame, Redwood Stain	\$ 385.40
BT158-U6	6' Heavy Duty Table W/ Bolt-Thru Frame, Untreated Pine	\$ 338.40
BT158-BRN8	8' Heavy Duty Table W/ Bolt-Thru Frame, Brown Recycled Plastic	\$ 959.74
BT158-CDR8	8' Heavy Duty Table W/ Bolt-Thru Frame, Cedar Recycled Plastic	\$ 959.74
BT158-GRN8	8' Heavy Duty Table W/ Bolt-Thru Frame, Green Recycled Plastic	\$ 959.74
BT158-GRY8	8' Heavy Duty Table W/ Bolt-Thru Frame, Gray Recycled Plastic	\$ 959.74
BT158-PT8	8' Heavy Duty Table W/ Bolt-Thru Frame, Pressure Treated	\$ 393.86
BT158-T8	8' Heavy Duty Table W/ Bolt-Thru Frame, Redwood Stain	\$ 422.06
BT158-U8	8' Heavy Duty Table W/ Bolt-Thru Frame, Untreated Pine	\$ 365.66
BT158-F6	6' Frame Only - Heavy Duty Table W/ Bolt-Thru Frame	\$ 215.26
BT158-F8	8' Frame Only - Heavy Duty Table W/ Bolt-Thru Frame	\$ 215.26
358-BRN48	48" Square Table, Brown Recycled Plastic	\$ 1,297.20
358-CDR48	48" Square Table, Cedar Recycled Plastic	\$ 1,297.20
358-GRN48	48" Square Table, Green Recycled Plastic	\$ 1,297.20
358-GRY48	48" Square Table, Gray Recycled Plastic	\$ 1,297.20

PART NO.	DESCRIPTION	MSRP
358-PT48	48" Square Table, Pressure Treated	\$ 480.34
358-T48	48" Square Table, Redwood Stain	\$ 495.38
358-U48	48" Square Table, Untreated Pine	\$ 419.24
358H-BRN48	3-Seat, 48" Square Ada Table, Brown Recycled Plastic	\$ 1,224.82
358H-CDR48	3-Seat, 48" Square Ada Table, Cedar Recycled Plastic	\$ 1,224.82
358H-GRN48	3-Seat, 48" Square Ada Table, Green Recycled Plastic	\$ 1,224.82
358H-GRY48	3-Seat, 48" Square Ada Table, Gray Recycled Plastic	\$ 1,224.82
358H-PT48	3-Seat, 48" Square Ada Table, Pressure Treated	\$ 462.48
358H-T48	3-Seat, 48" Square Ada Table, Redwood Stain	\$ 465.30
358H-U48	3-Seat, 48" Square Ada Table, Untreated Pine	\$ 400.44
349S-BRN6	6' Multi Pedestal Table, Inground, Brown Recycled Plastic	\$ 1,124.24
349S-CDR6	6' Multi Pedestal Table, Inground, Cedar Recycled Plastic	\$ 1,124.24
349S-GRN6	6' Multi Pedestal Table, Inground, Green Recycled Plastic	\$ 1,124.24
349S-GRY6	6' Multi Pedestal Table, Inground, Gray Recycled Plastic	\$ 1,124.24
349S-PT6	6' Multi Pedestal Table, Inground, Pressure Treated	\$ 665.52
349S-T6	6' Multi Pedestal Table, Inground, Redwood Stain	\$ 693.72
349S-U6	6' Multi Pedestal Table, Inground, Untreated Pine	\$ 633.56
349SM-BRN6	6' Multi Pedestal Table, Surface Mount, Brown Recycled Plastic	\$ 1,297.20
349SM-CDR6	6' Multi Pedestal Table, Surface Mount, Cedar Recycled Plastic	\$ 1,297.20
349SM-GRN6	6' Multi Pedestal Table, Surface Mount, Green Recycled Plastic	\$ 1,297.20
349SM-GRY6	6' Multi Pedestal Table, Surface Mount, Gray Recycled Plastic	\$ 1,297.20
349SM-PT6	6' Multi Pedestal Table, Surface Mount, Pressure Treated	\$ 835.66
349SM-T6	6' Multi Pedestal Table, Surface Mount, Redwood Stain	\$ 864.80
349SM-U6	6' Multi Pedestal Table, Surface Mount, Untreated Pine	\$ 804.64
349S-BRN8	8' Multi Pedestal Table, Inground, Brown Recycled Plastic	\$ 1,173.12
349S-CDR8	8' Multi Pedestal Table, Inground, Cedar Recycled Plastic	\$ 1,173.12
349S-GRN8	8' Multi Pedestal Table, Inground, Green Recycled Plastic	\$ 1,173.12
349S-GRY8	8' Multi Pedestal Table, Inground, Gray Recycled Plastic	\$ 1,173.12
349S-PT8	8' Multi Pedestal Table, Inground, Pressure Treated	\$ 737.90
349S-T8	8' Multi Pedestal Table, Inground, Redwood Stain	\$ 758.58
349S-U8	8' Multi Pedestal Table, Inground, Untreated Pine	\$ 708.76
349SM-BRN8	8' Multi Pedestal Table, Surface Mount, Brown Recycled Plastic	\$ 1,344.20
349SM-CDR8	8' Multi Pedestal Table, Surface Mount, Cedar Recycled Plastic	\$ 1,344.20
349SM-GRN8	8' Multi Pedestal Table, Surface Mount, Green Recycled Plastic	\$ 1,344.20
349SM-GRY8	8' Multi Pedestal Table, Surface Mount, Gray Recycled Plastic	\$ 1,344.20
349SM-PT8	8' Multi Pedestal Table, Surface Mount, Pressure Treated	\$ 912.74
349SM-T8	8' Multi Pedestal Table, Surface Mount, Redwood Stain	\$ 928.72
349SM-U8	8' Multi Pedestal Table, Surface Mount, Untreated Pine	\$ 882.66
349SH-BRN8	8' Double Sided Multi Ped. Ada Table, Inground, Brown Recycled Plastic	\$ 1,173.12
349SH-CDR8	8' Double Sided Multi Ped. Ada Table, Inground, Cedar Recycled Plastic	\$ 1,173.12
349SH-GRN8	8' Double Sided Multi Ped. Ada Table, Inground, Green Recycled Plastic	\$ 1,173.12
349SH-GRY8	8' Double Sided Multi Ped. Ada Table, Inground, Gray Recycled Plastic	\$ 1,173.12
349SH-PT8	8' Double Sided Multi Ped. Ada Table, Inground, Pressure Treated	\$ 737.90

PART NO.	DESCRIPTION	MSRP
349SH-T8	8' Double Sided Multi Ped. Ada Table, Inground, Redwood Stain	\$ 758.58
349SH-U8	8' Double Sided Multi Ped. Ada Table, Inground, Untreated Pine	\$ 708.76
349SMH-BRN8	8' Double Sided Multi Ped. Ada Table, Surface Mount, Brown Recycled Plastic	\$ 1,344.20
349SMH-CDR8	8' Double Sided Multi Ped. Ada Table, Surface Mount, Cedar Recycled Plastic	\$ 1,344.20
349SMH-GRN8	8' Double Sided Multi Ped. Ada Table, Surface Mount, Green Recycled Plastic	\$ 1,344.20
349SMH-GRY8	8' Double Sided Multi Ped. Ada Table, Surface Mount, Gray Recycled Plastic	\$ 1,344.20
349SMH-PT8	8' Double Sided Multi Ped. Ada Table, Surface Mount, Pressure Treated	\$ 912.74
349SMH-T8	8' Double Sided Multi Ped. Ada Table, Surface Mount, Redwood Stain	\$ 928.72
349SMH-U8	8' Double Sided Multi Ped. Ada Table, Surface Mount, Untreated Pine	\$ 882.66
348S-BRN6	6' Multi-Pedestal Brown Recycled Table, 3X4 Planks, Inground	\$ 1,475.80
348S-CDR6	6' Multi-Pedestal Cedar Recycled Table, 3X4 Planks, Inground	\$ 1,475.80
348S-GRN6	6' Multi-Pedestal Green Recycled Table, 3X4 Planks, Inground	\$ 1,475.80
348S-GRY6	6' Multi-Pedestal Gray Recycled Table, 3X4 Planks, Inground	\$ 1,475.80
348SM-BRN6	6' Multi-Pedestal Brown Recycled Table, 3X4 Planks, Surface Mount	\$ 1,415.64
348SM-CDR6	6' Multi-Pedestal Cedar Recycled Table, 3X4 Planks, Surface Mount	\$ 1,415.64
348SM-GRN6	6' Multi-Pedestal Green Recycled Table, 3X4 Planks, Surface Mount	\$ 1,415.64
348SM-GRY6	6' Multi-Pedestal Gray Recycled Table, 3X4 Planks, Surface Mount	\$ 1,415.64
348S-BRN8	8' Multi-Pedestal Brown Recycled Table, 3X4 Planks, Inground	\$ 1,746.52
348S-CDR8	8' Multi-Pedestal Cedar Recycled Table, 3X4 Planks, Inground	\$ 1,746.52
348S-GRN8	8' Multi-Pedestal Green Recycled Table, 3X4 Planks, Inground	\$ 1,746.52
348S-GRY8	8' Multi-Pedestal Gray Recycled Table, 3X4 Planks, Inground	\$ 1,746.52
348SM-BRN8	8' Multi-Pedestal Brown Recycled Table, 3X4 Planks, Surface Mount	\$ 1,657.22
348SM-CDR8	8' Multi-Pedestal Cedar Recycled Table, 3X4 Planks, Surface Mount	\$ 1,657.22
348SM-GRN8	8' Multi-Pedestal Green Recycled Table, 3X4 Planks, Surface Mount	\$ 1,657.22
348SM-GRY8	8' Multi-Pedestal Gray Recycled Table, 3X4 Planks, Surface Mount	\$ 1,657.22
348SH-BRN8	8' Ada Multi-Pedestal Brown Recycled Table, 2X4 Planks, Inground	\$ 1,657.22
348SH-CDR8	8' Ada Multi-Pedestal Cedar Recycled Table, 2X4 Planks, Inground	\$ 1,657.22
348SH-GRN8	8' Ada Multi-Pedestal Green Recycled Table, 2X4 Planks, Inground	\$ 1,657.22
348SH-GRY8	8' Ada Multi-Pedestal Gray Recycled Table, 2X4 Planks, Inground	\$ 1,657.22
348SMH-BRN8	8' Ada Multi-Pedestal Brown Recycled Table, 2X4 Planks, Surface Mount	\$ 1,566.04
348SMH-CDR8	8' Ada Multi-Pedestal Cedar Recycled Table, 2X4 Planks, Surface Mount	\$ 1,566.04
348SMH-GRN8	8' Ada Multi-Pedestal Green Recycled Table, 2X4 Planks, Surface Mount	\$ 1,566.04
348SMH-GRY8	8' Ada Multi-Pedestal Gray Recycled Table, 2X4 Planks, Surface Mount	\$ 1,566.04
338S-BRN48	48" Single Pedestal Table, Inground, Brown Recycled Plastic	\$ 1,344.20
338S-CDR48	48" Single Pedestal Table, Inground, Cedar Recycled Plastic	\$ 1,344.20
338S-GRN48	48" Single Pedestal Table, Inground, Green Recycled Plastic	\$ 1,344.20
338S-GRY48	48" Single Pedestal Table, Inground, Gray Recycled Plastic	\$ 1,344.20
338S-PT48	48" Single Pedestal Table, Inground, Pressure Treated	\$ 835.66
338S-T48	48" Single Pedestal Table, Inground, Redwood Stain	\$ 861.04
338S-U48	48" Single Pedestal Table, Inground, Untreated Pine	\$ 766.10
338SM-BRN48	48" Single Pedestal Table, Surface Mount, Brown Recycled Plastic	\$ 1,381.80
338SM-CDR48	48" Single Pedestal Table, Surface Mount, Cedar Recycled Plastic	\$ 1,381.80
338SM-GRN48	48" Single Pedestal Table, Surface Mount, Green Recycled Plastic	\$ 1,381.80

PART NO.	DESCRIPTION	MSRP
338SM-GRY48	48" Single Pedestal Table, Surface Mount, Gray Recycled Plastic	\$ 1,381.80
338SM-PT48	48" Single Pedestal Table, Surface Mount, Pressure Treated	\$ 875.14
338SM-T48	48" Single Pedestal Table, Surface Mount, Redwood Stain	\$ 896.76
338SM-U48	48" Single Pedestal Table, Surface Mount, Untreated Pine	\$ 805.58
338SH2-BRN48	2-Seat, 48" Single Ped. Ada Table, Inground, Brown Recycled Plastic	\$ 1,119.54
338SH2-CDR48	2-Seat, 48" Single Ped. Ada Table, Inground, Cedar Recycled Plastic	\$ 1,119.54
338SH2-GRN48	2-Seat, 48" Single Ped. Ada Table, Inground, Green Recycled Plastic	\$ 1,119.54
338SH2-GRY48	2-Seat, 48" Single Ped. Ada Table, Inground, Gray Recycled Plastic	\$ 1,119.54
338SH2-PT48	2-Seat, 48" Single Ped. Ada Table, Inground, Pressure Treated	\$ 738.84
338SH2-T48	2-Seat, 48" Single Ped. Ada Table, Inground, Redwood Stain	\$ 758.58
338SH2-U48	2-Seat, 48" Single Ped. Ada Table, Inground, Untreated Pine	\$ 665.52
338SMH2-BRN48	2-Seat, 48" Single Ped. Ada Table, Surface Mount, Brown Recycled Plastic	\$ 1,157.14
338SMH2-CDR48	2-Seat, 48" Single Ped. Ada Table, Surface Mount, Cedar Recycled Plastic	\$ 1,157.14
338SMH2-GRN48	2-Seat, 48" Single Ped. Ada Table, Surface Mount, Green Recycled Plastic	\$ 1,157.14
338SMH2-GRY48	2-Seat, 48" Single Ped. Ada Table, Surface Mount, Gray Recycled Plastic	\$ 1,157.14
338SMH2-PT48	2-Seat, 48" Single Ped. Ada Table, Surface Mount, Pressure Treated	\$ 772.68
338SMH2-T48	2-Seat, 48" Single Ped. Ada Table, Surface Mount, Redwood Stain	\$ 794.30
338SMH2-U48	2-Seat, 48" Single Ped. Ada Table, Surface Mount, Untreated Pine	\$ 703.12
338SH3-BRN48	3-Seat, 48" Single Ped. Ada Table, Inground, Brown Recycled Plastic	\$ 1,153.38
338SH3-CDR48	3-Seat, 48" Single Ped. Ada Table, Inground, Cedar Recycled Plastic	\$ 1,153.38
338SH3-GRN48	3-Seat, 48" Single Ped. Ada Table, Inground, Green Recycled Plastic	\$ 1,153.38
338SH3-GRY48	3-Seat, 48" Single Ped. Ada Table, Inground, Gray Recycled Plastic	\$ 1,153.38
338SH3-PT48	3-Seat, 48" Single Ped. Ada Table, Inground, Pressure Treated	\$ 771.74
338SH3-T48	3-Seat, 48" Single Ped. Ada Table, Inground, Redwood Stain	\$ 791.48
338SH3-U48	3-Seat, 48" Single Ped. Ada Table, Inground, Untreated Pine	\$ 701.24
338SMH3-BRN48	3-Seat, 48" Single Ped. Ada Table, Surface Mount, Brown Recycled Plastic	\$ 1,191.92
338SMH3-CDR48	3-Seat, 48" Single Ped. Ada Table, Surface Mount, Cedar Recycled Plastic	\$ 1,191.92
338SMH3-GRN48	3-Seat, 48" Single Ped. Ada Table, Surface Mount, Green Recycled Plastic	\$ 1,191.92
338SMH3-GRY48	3-Seat, 48" Single Ped. Ada Table, Surface Mount, Gray Recycled Plastic	\$ 1,191.92
338SMH3-PT48	3-Seat, 48" Single Ped. Ada Table, Surface Mount, Pressure Treated	\$ 809.34
338SMH3-T48	3-Seat, 48" Single Ped. Ada Table, Surface Mount, Redwood Stain	\$ 830.02
338SMH3-U48	3-Seat, 48" Single Ped. Ada Table, Surface Mount, Untreated Pine	\$ 736.02
347-BRN6	6' Dual Pedestal Table, Brown Recycled Plastic	\$ 1,186.28
347-CDR6	6' Dual Pedestal Table, Cedar Recycled Plastic	\$ 1,186.28
347-GRN6	6' Dual Pedestal Table, Green Recycled Plastic	\$ 1,186.28
347-GRY6	6' Dual Pedestal Table, Gray Recycled Plastic	\$ 1,186.28
347-PT6	6' Dual Pedestal Table, Pressure Treated	\$ 772.68
347-T6	6' Dual Pedestal Table, Redwood Stain	\$ 804.64
347-U6	6' Dual Pedestal Table, Untreated Pine	\$ 743.54
347-BRN8	8' Dual Pedestal Table, Brown Recycled Plastic	\$ 1,235.16
347-CDR8	8' Dual Pedestal Table, Cedar Recycled Plastic	\$ 1,235.16
347-GRN8	8' Dual Pedestal Table, Green Recycled Plastic	\$ 1,235.16
347-GRY8	8' Dual Pedestal Table, Gray Recycled Plastic	\$ 1,235.16

PART NO.	DESCRIPTION	MSRP
347-PT8	8' Dual Pedestal Table, Pressure Treated	\$ 853.52
347-T8	8' Dual Pedestal Table, Redwood Stain	\$ 879.84
347-U8	8' Dual Pedestal Table, Untreated Pine	\$ 821.56
347H-BRN8	8' Double Sided Dual Pedestal Ada Table, Brown Recycled Plastic	\$ 1,235.16
347H-CDR8	8' Double Sided Dual Pedestal Ada Table, Cedar Recycled Plastic	\$ 1,235.16
347H-GRN8	8' Double Sided Dual Pedestal Ada Table, Green Recycled Plastic	\$ 1,235.16
347H-GRY8	8' Double Sided Dual Pedestal Ada Table, Gray Recycled Plastic	\$ 1,235.16
347H-PT8	8' Double Sided Dual Pedestal Ada Table, Pressure Treated	\$ 853.52
347H-T8	8' Double Sided Dual Pedestal Ada Table, Redwood Stain	\$ 879.84
347H-U8	8' Double Sided Dual Pedestal Ada Table, Untreated Pine	\$ 836.60
347HS-PT8	8' Single Sided Dual Pedestal Ada Table, Pressure Treated	\$ 853.52
347HS-T8	8' Single Sided Dual Pedestal Ada Table, Redwood Stain	\$ 879.84
347HS-U8	8' Single Sided Dual Pedestal Ada Table, Untreated Pine	\$ 836.60
337S-BRN4	4' Single Pedestal Rectang. Table, Inground, Brown Recycled Plastic	\$ 1,051.86
337S-CDR4	4' Single Pedestal Rectang. Table, Inground, Cedar Recycled Plastic	\$ 1,051.86
337S-GRN4	4' Single Pedestal Rectang. Table, Inground, Green Recycled Plastic	\$ 1,051.86
337S-GRY4	4' Single Pedestal Rectang. Table, Inground, Gray Recycled Plastic	\$ 1,051.86
337S-PT4	4' Single Pedestal Rectang. Table, Inground, Pressure Treated	\$ 706.88
337S-T4	4' Single Pedestal Rectang. Table, Inground, Redwood Stain	\$ 732.26
337S-U4	4' Single Pedestal Rectang. Table, Inground, Untreated Pine	\$ 671.16
337SM-BRN4	4' Single Pedestal Rectang. Table, Surface Mount, Brown Recycled Plastic	\$ 1,090.40
337SM-CDR4	4' Single Pedestal Rectang. Table, Surface Mount, Cedar Recycled Plastic	\$ 1,090.40
337SM-GRN4	4' Single Pedestal Rectang. Table, Surface Mount, Green Recycled Plastic	\$ 1,090.40
337SM-GRY4	4' Single Pedestal Rectang. Table, Surface Mount, Gray Recycled Plastic	\$ 1,090.40
337SM-PT4	4' Single Pedestal Rectang. Table, Surface Mount, Pressure Treated	\$ 743.54
337SM-T4	4' Single Pedestal Rectang. Table, Surface Mount, Redwood Stain	\$ 770.80
337SM-U4	4' Single Pedestal Rectang. Table, Surface Mount, Untreated Pine	\$ 707.82
337S-BRN6	6' Single Pedestal Rectang. Table, Inground, Brown Recycled Plastic	\$ 1,144.92
337S-CDR6	6' Single Pedestal Rectang. Table, Inground, Cedar Recycled Plastic	\$ 1,144.92
337S-GRN6	6' Single Pedestal Rectang. Table, Inground, Green Recycled Plastic	\$ 1,144.92
337S-GRY6	6' Single Pedestal Rectang. Table, Inground, Gray Recycled Plastic	\$ 1,144.92
337S-PT6	6' Single Pedestal Rectang. Table, Inground, Pressure Treated	\$ 735.08
337S-T6	6' Single Pedestal Rectang. Table, Inground, Redwood Stain	\$ 764.22
337S-U6	6' Single Pedestal Rectang. Table, Inground, Untreated Pine	\$ 702.18
337SM-BRN6	6' Single Pedestal Rectang. Table, Surface Mount, Brown Recycled Plastic	\$ 1,182.52
337SM-CDR6	6' Single Pedestal Rectang. Table, Surface Mount, Cedar Recycled Plastic	\$ 1,182.52
337SM-GRN6	6' Single Pedestal Rectang. Table, Surface Mount, Green Recycled Plastic	\$ 1,182.52
337SM-GRY6	6' Single Pedestal Rectang. Table, Surface Mount, Gray Recycled Plastic	\$ 1,182.52
337SM-PT6	6' Single Pedestal Rectang. Table, Surface Mount, Pressure Treated	\$ 777.38
337SM-T6	6' Single Pedestal Rectang. Table, Surface Mount, Redwood Stain	\$ 803.70
337SM-U6	6' Single Pedestal Rectang. Table, Surface Mount, Untreated Pine	\$ 736.02
TR-32-BRN	32 Gallon Slat Receptacle, 2" X 4" Brown Recycled Plastic	\$ 469.06
TR-32-CDR	32 Gallon Slat Receptacle, 2" X 4" Cedar Recycled Plastic	\$ 469.06

PART NO.	DESCRIPTION	MSRP
TR-32-GRN	32 Gallon Slat Receptacle, 2" X 4" Green Recycled Plastic	\$ 469.06
TR-32-GRY	32 Gallon Slat Receptacle, 2" X 4" Gray Recycled Plastic	\$ 469.06
TR-32-PT	32 Gallon Slat Receptacle, 2" X 4" Pressure Treated	\$ 278.24
TR-32-T	32 Gallon Slat Receptacle, 2" X 4" Redwood Stain	\$ 284.82
TR-32-U	32 Gallon Slat Receptacle, 2" X 4" Untreated Pine	\$ 255.68
TRSQ-32-BRN	32 Gallon Recycled Brown Trash Receptacle	\$ 550.84
TRSQ-32-CDR	32 Gallon Recycled Cedar Trash Receptacle	\$ 550.84
TRSQ-32-GRN	32 Gallon Recycled Green Trash Receptacle	\$ 550.84
TRSQ-32-GRY	32 Gallon Recycled Gray Trash Receptacle	\$ 550.84
TRSQ-32-U	Square 32 Gallon Untreated Pine Wood Trash Receptacle	\$ 361.90
TRSQ-32-PT	Square 32 Gallon Pressure Treated Wood Trash Receptacle	\$ 366.60
TRSQ-32-T	Square 32 Gallon Redwood Stain Wood Trash Receptacle	\$ 338.40
AU-32-TRSQ	Square 32 Gallon Ash Urn Receptacle Lid	\$ 196.46
FT-32-TRSQ	Square 32 Gallon Flat Top Receptacle Lid	\$ 92.12
RB-32-TRSQ	Square 32 Gallon Rain Bonnet Receptacle Lid	\$ 165.44
TRSQ-20-BRN	20 Gallon Recycled Brown Trash Receptacle	\$ 512.30
TRSQ-20-CDR	20 Gallon Recycled Cedar Trash Receptacle	\$ 512.30
TRSQ-20-GRN	20 Gallon Recycled Green Trash Receptacle	\$ 512.30
TRSQ-20-GRY	20 Gallon Recycled Gray Trash Receptacle	\$ 512.30
TRSQ-40-BRN	(2) - 20 Gallon Recycled Brown Trash Receptacle	\$ 967.26
TRSQ-40-CDR	(2) - 20 Gallon Recycled Cedar Trash Receptacle	\$ 967.26
TRSQ-40-GRN	(2) - 20 Gallon Recycled Green Trash Receptacle	\$ 967.26
TRSQ-40-GRY	(2) - 20 Gallon Recycled Gray Trash Receptacle	\$ 967.26
TRSQ-60-BRN	(3) - 20 Gallon Recycled Brown Trash Receptacle	\$ 1,403.42
TRSQ-60-CDR	(3) - 20 Gallon Recycled Cedar Trash Receptacle	\$ 1,403.42
TRSQ-60-GRN	(3) - 20 Gallon Recycled Green Trash Receptacle	\$ 1,403.42
TRSQ-60-GRY	(3) - 20 Gallon Recycled Gray Trash Receptacle	\$ 1,403.42
01-05-0123	23-3/4" Square Poly Tr Lid Lettering - "Plastic"	\$ 73.32
01-05-0124	23-3/4" Square Poly Tr Lid Lettering - "Cans"	\$ 73.32
01-05-0125	23-3/4" Square Poly Tr Lid Lettering - "Trash"	\$ 73.32
01-05-0126	23-3/4" Square Poly Tr Lid Lettering - "Glass"	\$ 73.32
01-05-0127	23-3/4" Square Poly Tr Lid Lettering - "Paper"	\$ 73.32
PL-20	20 Gallon Plastic Liner, 19"Diameter X 22-1/2" Tall (For 20 Gal Trsq Receptacles)	\$ 35.72
CH-CDR32FT	Charleston Recycled Receptacle - Cedar W/ Flat Top Lid & Liner	\$ 1,159.96
CH-GRY32FT	Charleston Recycled Receptacle - Gray W/ Flat Top Lid & Liner	\$ 1,159.96
CH-GRN32FT	Charleston Recycled Receptacle - Green W/ Flat Top Lid & Liner	\$ 1,159.96
CH-BRN32FT	Charleston Recycled Receptacle - Brown W/ Flat Top Lid & Liner	\$ 1,159.96
CH-CDR32RB	Charleston Recycled Receptacle - Cedar W/ Rain Bonnet Lid & Liner	\$ 1,236.10
CH-GRY32RB	Charleston Recycled Receptacle - Gray W/ Rain Bonnet Lid & Liner	\$ 1,236.10
CH-GRN32RB	Charleston Recycled Receptacle - Green W/ Rain Bonnet Lid & Liner	\$ 1,236.10
CH-BRN32RB	Charleston Recycled Receptacle - Brown W/ Rain Bonnet Lid & Liner	\$ 1,236.10
CH-CDR32AU	Charleston Recycled Receptacle - Cedar W/ Ash Urn Lid & Liner	\$ 1,217.30
CH-GRY32AU	Charleston Recycled Receptacle - Gray W/ Ash Urn Lid & Liner	\$ 1,217.30

PART NO.	DESCRIPTION	MSRP
CH-GRN32AU	Charleston Recycled Receptacle - Green W/ Ash Urn Lid & Liner	\$ 1,217.30
CH-BRN32AU	Charleston Recycled Receptacle - Brown W/ Ash Urn Lid & Liner	\$ 1,217.30
SQ2418-BRN	Square Recycled Brown Planter	\$ 478.46
SQ2418-CDR	Square Recycled Cedar Planter	\$ 478.46
SQ2418-GRN	Square Recycled Green Planter	\$ 478.46
SQ2418-GRY	Square Recycled Gray Planter	\$ 478.46
SQ2418-U	Square Untreated Pine Wood Planter	\$ 361.90
SQ2418-PT	Square Pressure Treated Wood Planter	\$ 366.60
SQ2418-T	Square Redwood Stain Wood Planter	\$ 338.40
RD2418-BRN	Round Recycled Brown Planter	\$ 382.58
RD2418-CDR	Round Recycled Cedar Planter	\$ 382.58
RD2418-GRN	Round Recycled Green Planter	\$ 382.58
RD2418-GRY	Round Recycled Gray Planter	\$ 382.58
RD2418-U	Round Untreated Pine Wood Planter	\$ 340.28
RD2418-PT	Round Pressure Treated Wood Planter	\$ 345.92
RD2418-T	Round Redwood Stain Wood Planter	\$ 316.78
20-CDR6	6' Recycled Cedar Bench W/ Back, 2X4 Planks, Portable	\$ 550.84
20-GRN6	6' Recycled Green Bench W/ Back, 2X4 Planks, Portable	\$ 550.84
20-GRY6	6' Recycled Gray Bench W/ Back, 2X4 Planks, Portable	\$ 550.84
20-CDR8	8' Recycled Cedar Bench, 2X4 Planks, Portable	\$ 651.42
20-GRN8	8' Recycled Green Bench, 2X4 Planks, Portable	\$ 651.42
20-GRY8	8' Recycled Gray Bench, 2X4 Planks, Portable	\$ 651.42
21-CDR6	6' Recycled Cedar Bench, 2X6 Planks, Portable	\$ 575.28
21-GRN6	6' Recycled Green Bench, 2X6 Planks, Portable	\$ 575.28
21-GRY6	6' Recycled Gray Bench, 2X6 Planks, Portable	\$ 575.28
21-CDR8	8' Recycled Cedar Bench, 2X6 Planks, Portable	\$ 755.76
21-GRN8	8' Recycled Green Bench, 2X6 Planks, Portable	\$ 755.76
21-GRY8	8' Recycled Gray Bench, 2X6 Planks, Portable	\$ 755.76
22-CDR6	6' Recycled Cedar Bench W/O Back, 2X4 Planks, Portable	\$ 321.48
22-GRN6	6' Recycled Green Bench W/O Back, 2X4 Planks, Portable	\$ 321.48
22-GRY6	6' Recycled Gray Bench W/O Back, 2X4 Planks, Portable	\$ 321.48
22-CDR8	8' Recycled Cedar Bench W/O Back, 2X4 Planks, Portable	\$ 417.36
22-GRN8	8' Recycled Green Bench W/O Back, 2X4 Planks, Portable	\$ 417.36
22-GRY8	8' Recycled Gray Bench W/O Back, 2X4 Planks, Portable	\$ 417.36
26-HEX-CDR	Hexagon Recycled Cedar Table, Portable	\$ 987.94
26-HEX-GRN	Hexagon Recycled Green Table, Portable	\$ 987.94
26-HEX-GRY	Hexagon Recycled Gray Table, Portable	\$ 987.94
24-CDR6	6' Recycled Cedar Table, Portable	\$ 857.28
24-GRN6	6' Recycled Green Table, Portable	\$ 857.28
24-GRY6	6' Recycled Gray Table, Portable	\$ 857.28
24-CDR8	8' Recycled Cedar Table, Portable	\$ 1,085.70
24-GRN8	8' Recycled Green Table, Portable	\$ 1,085.70
24-GRY8	8' Recycled Gray Table, Portable	\$ 1,085.70

PART NO.	DESCRIPTION	MSRP
24H-CDR8	8' Ada Recycled Cedar Table, Portable	\$ 1,049.04
24H-GRN8	8' Ada Recycled Green Table, Portable	\$ 1,049.04
24H-GRY8	8' Ada Recycled Gray Table, Portable	\$ 1,049.04
681	Single Sided Trash Can Holder	\$ 127.84
681-T	Single Sided Trash Can Holder W/ (1) 30 Gallon Trash Cans	\$ 205.86
682	Double Sided Trash Can Holder	\$ 152.28
682-T	Double Sided Trash Can Holder W/ (2) 30 Gallon Trash Cans	\$ 335.58
G31	Galvanized 30 Gallon Can	\$ 88.36
L31	Galvanized Lid For 30 Gallon Can	\$ 27.26
940S-A6	6' Park Bench W/ Back, 2" X 10" Planks, Inground, Aluminum	\$ 403.26
940P-A6	6' Park Bench W/ Back, 2" X 10" Planks, Portable, Aluminum	\$ 403.26
940SM-A6	6' Park Bench W/ Back, 2" X 10" Planks, Surface Mount, Aluminum	\$ 403.26
940WM-A6	6' Park Bench W/ Back, 2" X 10" Planks, Wall Mount, Aluminum	\$ 403.26
940S-A8	8' Park Bench W/ Back, 2" X 10" Planks, Inground, Aluminum	\$ 473.76
940P-A8	8' Park Bench W/ Back, 2" X 10" Planks, Portable, Aluminum	\$ 473.76
940SM-A8	8' Park Bench W/ Back, 2" X 10" Planks, Surface Mount, Aluminum	\$ 473.76
940WM-A8	8' Park Bench W/ Back, 2" X 10" Planks, Wall Mount, Aluminum	\$ 473.76
942S-A6	6' Park Bench W/Out Back, 2" X 10", Inground, Aluminum	\$ 285.76
942P-A6	6' Park Bench W/Out Back, 2" X 10", Portable, Aluminum	\$ 285.76
942SM-A6	6' Park Bench W/Out Back, 2" X 10", Surface Mount, Aluminum	\$ 285.76
942WM-A6	6' Park Bench W/Out Back, 2" X 10", Wall Mount, Aluminum	\$ 285.76
942S-A8	8' Park Bench W/Out Back, 2" X 10", Inground, Aluminum	\$ 332.76
942P-A8	8' Park Bench W/Out Back, 2" X 10", Portable, Aluminum	\$ 332.76
942SM-A8	8' Park Bench W/Out Back, 2" X 10", Surface Mount, Aluminum	\$ 332.76
942WM-A8	8' Park Bench W/Out Back, 2" X 10", Wall Mount, Aluminum	\$ 332.76
238-A6	6' Extra Heavy Duty Table, Aluminum	\$ 759.52
238-A8	8' Extra Heavy Duty Table, Aluminum	\$ 887.36
238-3-A10	10' Extra Heavy Duty Shelter Table (3 Legs), Aluminum	\$ 1,167.48
238-3-A12	12' Extra Heavy Duty Shelter Table (3 Legs), Aluminum	\$ 1,240.80
238-3-A15	15' Extra Heavy Duty Shelter Table (3 Legs), Aluminum	\$ 1,393.08
238H-A8	8' Double Sided Extra Heavy Duty Ada Table, Aluminum	\$ 887.36
238HS-A8	8' Single Sided Extra Heavy Duty Ada Table, Aluminum	\$ 901.46
238U-A6	6' Extra Heavy Duty Utility Table, Aluminum	\$ 759.52
238U-A8	8' Extra Heavy Duty Utility Table, Aluminum	\$ 887.36
158-A6	6' Heavy Duty Table, Aluminum	\$ 665.52
158-A8	8' Heavy Duty Table, Aluminum	\$ 788.66
158H-A8	8' Double Sided Ada Heavy Duty Table, Aluminum	\$ 788.66
158HS-A8	8' Single Sided Ada Heavy Duty Table, Aluminum	\$ 805.58
BT238-A6	6' Extra Heavy Duty Table W/ Bolt-Thru Frame, Aluminum	\$ 756.70
BT238-A8	8' Extra Heavy Duty Table W/ Bolt-Thru Frame, Aluminum	\$ 889.24
BT158-A6	6' Heavy Duty Table W/ Bolt-Thru Frame, Aluminum	\$ 658.94
BT158-A8	8' Heavy Duty Table W/ Bolt-Thru Frame, Aluminum	\$ 787.72
358-A48	48" Square Table, Aluminum	\$ 1,015.20

PART NO.	DESCRIPTION	MSRP
358H-A48	3-Seat, 48" Square Ada Table, Aluminum	\$ 934.36
349S-A6	6' Multi Pedestal Table, Inground, Aluminum	\$ 1,017.08
349SM-A6	6' Multi Pedestal Table, Surface Mount, Aluminum	\$ 1,184.40
349S-A8	8' Multi Pedestal Table, Inground, Aluminum	\$ 1,094.16
349SM-A8	8' Multi Pedestal Table, Surface Mount, Aluminum	\$ 1,262.42
349SH-A8	8' Double Sided Multi Ped. Ada Table, Inground, Aluminum	\$ 1,094.16
349SMH-A8	8' Double Sided Multi Ped. Ada Table, Surface Mount, Aluminum	\$ 1,262.42
338S-A48	48" Single Pedestal Table, Inground, Aluminum	\$ 1,089.46
338SM-A48	48" Single Pedestal Table, Surface Mount, Aluminum	\$ 1,124.24
338SH2-A48	2-Seat, 48" Single Ped. Ada Table, Inground, Aluminum	\$ 987.94
338SMH2-A48	2-Seat, 48" Single Ped. Ada Table, Surface Mount, Aluminum	\$ 1,024.60
338SH3-A48	3-Seat, 48" Single Ped. Ada Table, Inground, Aluminum	\$ 1,015.20
338SMH3-A48	3-Seat, 48" Single Ped. Ada Table, Surface Mount, Aluminum	\$ 1,052.80
347-A6	6' Dual Pedestal Table, Aluminum	\$ 1,094.16
347-A8	8' Dual Pedestal Table, Aluminum	\$ 1,170.30
347H-A8	8' Double Sided Dual Pedestal Ada Table, Aluminum	\$ 1,170.30
347HS-A8	8' Single Sided Dual Pedestal Ada Table, Aluminum	\$ 1,170.30
337S-A4	4' Single Pedestal Rectang. Table, Inground, Aluminum	\$ 947.52
337SM-A4	4' Single Pedestal Rectang. Table, Surface Mount, Aluminum	\$ 984.18
337S-A6	6' Single Pedestal Rectang. Table, Inground, Aluminum	\$ 1,018.02
337SM-A6	6' Single Pedestal Rectang. Table, Surface Mount, Aluminum	\$ 1,058.44
P257-G	Park Bench W/ Red Polyethylene Planks, Green Frame	\$ 244.40
P557-PE4G	48" Picnic Table, Green Polyethylene Seats & Top, Pc Frame	\$ 433.34
P557-PE4BL	48" Picnic Table, Blue Polyethylene Seats & Top, Pc Frame	\$ 433.34
357	Picnic Table W/ Green Polyethylene Planks, Galvanized Frame	\$ 276.36
357-MC	Picnic Table W/ Green Top, Red Polyethylene Seats, Galvanized Frame (Multi-Color)	\$ 297.98
P357-G	Picnic Table W/ Green Polyethylene Planks, Yellow Frame	\$ 312.08
P357-MC	Picnic Table W/ Green Top, Red Polyethylene Seats, Yellow Frame (Multi-Color)	\$ 331.82
970-BRN6	6' Double Pedestal Bench, 8-Slat, 2" X 4" Planks, Brown Recycled Plastic	\$ 691.84
970-CDR6	6' Double Pedestal Bench, 8-Slat, 2" X 4" Planks, Cedar Recycled Plastic	\$ 691.84
970-GRN6	6' Double Pedestal Bench, 8-Slat, 2" X 4" Planks, Green Recycled Plastic	\$ 691.84
970-GRY6	6' Double Pedestal Bench, 8-Slat, 2" X 4" Planks, Gray Recycled Plastic	\$ 691.84
970-PT6	6' Double Pedestal Bench, 8-Slat, 2" X 4" Planks, Pressure Treated	\$ 368.48
970-T6	6' Double Pedestal Bench, 8-Slat, 2" X 4" Planks, Redwood Stain	\$ 400.44
970-U6	6' Double Pedestal Bench, 8-Slat, 2" X 4" Planks, Untreated Pine	\$ 356.26
970-BRN8	8' Double Pedestal Bench, 8-Slat, 2" X 4" Planks, Brown Recycled Plastic	\$ 783.96
970-CDR8	8' Double Pedestal Bench, 8-Slat, 2" X 4" Planks, Cedar Recycled Plastic	\$ 783.96
970-GRN8	8' Double Pedestal Bench, 8-Slat, 2" X 4" Planks, Green Recycled Plastic	\$ 783.96
970-GRY8	8' Double Pedestal Bench, 8-Slat, 2" X 4" Planks, Gray Recycled Plastic	\$ 783.96
970-PT8	8' Double Pedestal Bench, 8-Slat, 2" X 4" Planks, Pressure Treated	\$ 396.68
970-T8	8' Double Pedestal Bench, 8-Slat, 2" X 4" Planks, Redwood Stain	\$ 427.70
970-U8	8' Double Pedestal Bench, 8-Slat, 2" X 4" Planks, Untreated Pine	\$ 383.52
960S-BRN6	6' Double Sided Double Ped. Bench, 2" X 4" Planks, Inground, Brown Recycled Plastic	\$ 973.84

PART NO.	DESCRIPTION	MSRP
960S-CDR6	6' Double Sided Double Ped. Bench, 2" X 4" Planks, Inground, Cedar Recycled Plastic	\$ 973.84
960S-GRN6	6' Double Sided Double Ped. Bench, 2" X 4" Planks, Inground, Green Recycled Plastic	\$ 973.84
960S-GRY6	6' Double Sided Double Ped. Bench, 2" X 4" Planks, Inground, Gray Recycled Plastic	\$ 973.84
960S-PT6	6' Double Sided Double Ped. Bench, 2" X 4" Planks, Inground, Pressure Treated	\$ 444.62
960S-T6	6' Double Sided Double Ped. Bench, 2" X 4" Planks, Inground, Redwood Stain	\$ 460.60
960S-U6	6' Double Sided Double Ped. Bench, 2" X 4" Planks, Inground, Untreated Pine	\$ 433.34
960SM-BRN6	6' Double Sided Double Ped. Bench, 2" X 4" Planks, Surface Mount, Brown Recycled Plastic	\$ 973.84
960SM-CDR6	6' Double Sided Double Ped. Bench, 2" X 4" Planks, Surface Mount, Cedar Recycled Plastic	\$ 973.84
960SM-GRN6	6' Double Sided Double Ped. Bench, 2" X 4" Planks, Surface Mount, Green Recycled Plastic	\$ 973.84
960SM-GRY6	6' Double Sided Double Ped. Bench, 2" X 4" Planks, Surface Mount, Gray Recycled Plastic	\$ 973.84
960SM-PT6	6' Double Sided Double Ped. Bench, 2" X 4" Planks, Surface Mount, Pressure Treated	\$ 444.62
960SM-T6	6' Double Sided Double Ped. Bench, 2" X 4" Planks, Surface Mount, Redwood Stain	\$ 460.60
960SM-U6	6' Double Sided Double Ped. Bench, 2" X 4" Planks, Surface Mount, Untreated Pine	\$ 433.34
960S-BRN8	8' Double Sided Double Ped. Bench, 2" X 4" Planks, Inground, Brown Recycled Plastic	\$ 1,005.80
960S-CDR8	8' Double Sided Double Ped. Bench, 2" X 4" Planks, Inground, Cedar Recycled Plastic	\$ 1,005.80
960S-GRN8	8' Double Sided Double Ped. Bench, 2" X 4" Planks, Inground, Green Recycled Plastic	\$ 1,005.80
960S-GRY8	8' Double Sided Double Ped. Bench, 2" X 4" Planks, Inground, Gray Recycled Plastic	\$ 1,005.80
960S-PT8	8' Double Sided Double Ped. Bench, 2" X 4" Planks, Inground, Pressure Treated	\$ 476.58
960S-T8	8' Double Sided Double Ped. Bench, 2" X 4" Planks, Inground, Redwood Stain	\$ 517.94
960S-U8	8' Double Sided Double Ped. Bench, 2" X 4" Planks, Inground, Untreated Pine	\$ 467.18
960SM-BRN8	8' Double Sided Double Ped. Bench, 2" X 4" Planks, Surface Mount, Brown Recycled Plastic	\$ 1,005.80
960SM-CDR8	8' Double Sided Double Ped. Bench, 2" X 4" Planks, Surface Mount, Cedar Recycled Plastic	\$ 1,005.80
960SM-GRN8	8' Double Sided Double Ped. Bench, 2" X 4" Planks, Surface Mount, Green Recycled Plastic	\$ 1,005.80
960SM-GRY8	8' Double Sided Double Ped. Bench, 2" X 4" Planks, Surface Mount, Gray Recycled Plastic	\$ 1,005.80
960SM-PT8	8' Double Sided Double Ped. Bench, 2" X 4" Planks, Surface Mount, Pressure Treated	\$ 476.58
960SM-T8	8' Double Sided Double Ped. Bench, 2" X 4" Planks, Surface Mount, Redwood Stain	\$ 517.94
960SM-U8	8' Double Sided Double Ped. Bench, 2" X 4" Planks, Surface Mount, Untreated Pine	\$ 467.18
982S-PT6	6' Single Sided Bench, 8-Slat, 2" X 4" Planks, Inground, Pressure Treated	\$ 381.64
982S-T6	6' Single Sided Bench, 8-Slat, 2" X 4" Planks, Inground, Redwood Stain	\$ 403.26
982S-U6	6' Single Sided Bench, 8-Slat, 2" X 4" Planks, Inground, Untreated Pine	\$ 349.68
982SM-PT6	6' Single Sided Bench, 8-Slat, 2" X 4" Planks, Surface Mount, Pressure Treated	\$ 381.64
982SM-T6	6' Single Sided Bench, 8-Slat, 2" X 4" Planks, Surface Mount, Redwood Stain	\$ 403.26
982SM-U6	6' Single Sided Bench, 8-Slat, 2" X 4" Planks, Surface Mount, Untreated Pine	\$ 349.68
982S-PT8	8' Single Sided Bench, 8-Slat, 2" X 4" Planks, Inground, Pressure Treated	\$ 422.06
982S-T8	8' Single Sided Bench, 8-Slat, 2" X 4" Planks, Inground, Redwood Stain	\$ 436.16
982S-U8	8' Single Sided Bench, 8-Slat, 2" X 4" Planks, Inground, Untreated Pine	\$ 408.90
982SM-PT8	8' Single Sided Bench, 8-Slat, 2" X 4" Planks, Surface Mount, Pressure Treated	\$ 422.06
982SM-T8	8' Single Sided Bench, 8-Slat, 2" X 4" Planks, Surface Mount, Redwood Stain	\$ 436.16
982SM-U8	8' Single Sided Bench, 8-Slat, 2" X 4" Planks, Surface Mount, Untreated Pine	\$ 408.90
952S-PT6	6' Flat Slat Bench, 2" X 4" Planks, Inground, Pressure Treated	\$ 188.94
952S-T6	6' Flat Slat Bench, 2" X 4" Planks, Inground, Redwood Stain	\$ 185.18
952S-U6	6' Flat Slat Bench, 2" X 4" Planks, Inground, Untreated Pine	\$ 169.20
952SM-PT6	6' Flat Slat Bench, 2" X 4" Planks, Surface Mount, Pressure Treated	\$ 188.94

PART NO.	DESCRIPTION	MSRP
952SM-T6	6' Flat Slat Bench, 2" X 4" Planks, Surface Mount, Redwood Stain	\$ 185.18
952SM-U6	6' Flat Slat Bench, 2" X 4" Planks, Surface Mount, Untreated Pine	\$ 169.20
952S-PT8	8' Flat Slat Bench, 2" X 4" Planks, Inground, Pressure Treated	\$ 204.92
952S-T8	8' Flat Slat Bench, 2" X 4" Planks, Inground, Redwood Stain	\$ 201.16
952S-U8	8' Flat Slat Bench, 2" X 4" Planks, Inground, Untreated Pine	\$ 182.36
952SM-PT8	8' Flat Slat Bench, 2" X 4" Planks, Surface Mount, Pressure Treated	\$ 204.92
952SM-T8	8' Flat Slat Bench, 2" X 4" Planks, Surface Mount, Redwood Stain	\$ 201.16
952SM-U8	8' Flat Slat Bench, 2" X 4" Planks, Surface Mount, Untreated Pine	\$ 182.36
238H-A10	10' Extra Heavy Duty Ada Shelter Table Table (2 Legs), Aluminum	\$ 1,262.42
238H-PT10	10' Extra Heavy Duty Ada Shelter Table Table (2 Legs), Pressure Treated	\$ 853.52
238H-T10	10' Extra Heavy Duty Ada Shelter Table Table (2 Legs), Redwood Stain	\$ 835.66
238H-U10	10' Extra Heavy Duty Ada Shelter Table Table (2 Legs), Untreated Pine	\$ 805.58
238H-4-A10	10' Extra Heavy Duty Ada Shelter Table Table (4 Legs), Aluminum	\$ 1,366.76
238H-4-PT10	10' Extra Heavy Duty Ada Shelter Table Table (4 Legs), Pressure Treated	\$ 897.70
238H-4-T10	10' Extra Heavy Duty Ada Shelter Table Table (4 Legs), Redwood Stain	\$ 940.94
238H-4-U10	10' Extra Heavy Duty Ada Shelter Table Table (4 Legs), Untreated Pine	\$ 863.86
238H-3-A12	12' Extra Heavy Duty Ada Shelter Table Table (3 Legs), Aluminum	\$ 1,487.08
238H-3-PT12	12' Extra Heavy Duty Ada Shelter Table Table (3 Legs), Pressure Treated	\$ 1,021.78
238H-3-T12	12' Extra Heavy Duty Ada Shelter Table Table (3 Legs), Redwood Stain	\$ 828.14
238H-3-U12	12' Extra Heavy Duty Ada Shelter Table Table (3 Legs), Untreated Pine	\$ 801.82
238H-F10	10' Frame Only - 238H Extra Heavy Duty Frame (2 Legs)	\$ 305.50
238H-4-F10	10' Frame Only - 238H Extra Heavy Duty Frame (4 Legs)	\$ 590.32
238H-3-F12	12' Frame Only - 238H Extra Heavy Duty Frame (3 Legs)	\$ 448.38
349SU-A6	6' Multi Pedestal Utility Table, Inground, Aluminum	\$ 440.86
349SU-BRN6	6' Multi Pedestal Utility Table, Inground, Brown Recycled Plastic	\$ 499.14
349SU-CDR6	6' Multi Pedestal Utility Table, Inground, Cedar Recycled Plastic	\$ 499.14
349SU-GRN6	6' Multi Pedestal Utility Table, Inground, Green Recycled Plastic	\$ 499.14
349SU-GRY6	6' Multi Pedestal Utility Table, Inground, Gray Recycled Plastic	\$ 499.14
349SU-PT6	6' Multi Pedestal Utility Table, Inground, Pressure Treated	\$ 278.24
349SU-T6	6' Multi Pedestal Utility Table, Inground, Redwood Stain	\$ 299.86
349SU-U6	6' Multi Pedestal Utility Table, Inground, Untreated Pine	\$ 266.96
349SMU-A6	6' Multi Pedestal Utility Table, Surface Mount, Aluminum	\$ 496.32
349SMU-BRN6	6' Multi Pedestal Utility Table, Surface Mount, Brown Recycled Plastic	\$ 556.48
349SMU-CDR6	6' Multi Pedestal Utility Table, Surface Mount, Cedar Recycled Plastic	\$ 556.48
349SMU-GRN6	6' Multi Pedestal Utility Table, Surface Mount, Green Recycled Plastic	\$ 556.48
349SMU-GRY6	6' Multi Pedestal Utility Table, Surface Mount, Gray Recycled Plastic	\$ 556.48
349SMU-PT6	6' Multi Pedestal Utility Table, Surface Mount, Pressure Treated	\$ 337.46
349SMU-T6	6' Multi Pedestal Utility Table, Surface Mount, Redwood Stain	\$ 356.26
349SMU-U6	6' Multi Pedestal Utility Table, Surface Mount, Untreated Pine	\$ 322.42
349SU-A8	8' Multi Pedestal Utility Table, Inground, Aluminum	\$ 525.46
349SU-BRN8	8' Multi Pedestal Utility Table, Inground, Brown Recycled Plastic	\$ 559.30
349SU-CDR8	8' Multi Pedestal Utility Table, Inground, Cedar Recycled Plastic	\$ 559.30
349SU-GRN8	8' Multi Pedestal Utility Table, Inground, Green Recycled Plastic	\$ 559.30

PART NO.	DESCRIPTION	MSRP
349SU-GRY8	8' Multi Pedestal Utility Table, Inground, Gray Recycled Plastic	\$ 559.30
349SU-PT8	8' Multi Pedestal Utility Table, Inground, Pressure Treated	\$ 308.32
349SU-T8	8' Multi Pedestal Utility Table, Inground, Redwood Stain	\$ 327.12
349SU-U8	8' Multi Pedestal Utility Table, Inground, Untreated Pine	\$ 297.04
349SMU-A8	8' Multi Pedestal Utility Table, Surface Mount, Aluminum	\$ 580.92
349SMU-BRN8	8' Multi Pedestal Utility Table, Surface Mount, Brown Recycled Plastic	\$ 618.52
349SMU-CDR8	8' Multi Pedestal Utility Table, Surface Mount, Cedar Recycled Plastic	\$ 618.52
349SMU-GRN8	8' Multi Pedestal Utility Table, Surface Mount, Green Recycled Plastic	\$ 618.52
349SMU-GRY8	8' Multi Pedestal Utility Table, Surface Mount, Gray Recycled Plastic	\$ 618.52
349SMU-PT8	8' Multi Pedestal Utility Table, Surface Mount, Pressure Treated	\$ 366.60
349SMU-T8	8' Multi Pedestal Utility Table, Surface Mount, Redwood Stain	\$ 382.58
349SMU-U8	8' Multi Pedestal Utility Table, Surface Mount, Untreated Pine	\$ 351.56
758A-75	7-1/2" Open Weave, Grade "A" Textilene Umbrella W/Alum Tilt/Crank Post	\$ 209.62
758B-75	7-1/2" Closed Weave, Grade "B" Textilene Umbrella W/Alum Tilt/Crank Post	\$ 227.48
MUV-70	7' Grade "C" Acrylic, Umbrella W/Wood Post - Manual Only	\$ 327.12
MUV-90	9' Grade "C" Acrylic, Umbrella W/Wood Post - Manual Only	\$ 375.06
7GCRA	7-1/2" Aluminum Crank Post W/Fiberglass Rib Support - Crank Post Only	\$ 245.34
7GCRC	7-1/2" Champagne Crank Post W/Fiberglass Rib Support- Crank Post Only	\$ 245.34
7GCRW	7-1/2" White Crank Post W/Fiberglass Rib Support - Crank Post Only	\$ 245.34
COVER PLATES	Cover Plates (Sold In Pairs) , Fits 2-3/8" Pipe	\$ 46.06
GT	Gametop For Tables	\$ 212.44
RUBBER FEET	Rubber Feet (Each)	\$ 15.98
2603S	6 Rd Bollard 3Ft Inground P/C"	\$ 274.48
2603SM	6 Rd Bollard 3Ft Surface Mount P/C"	\$ 253.80
2603S-1	6 Rd Bollard 3Ft Inground W/ 1 Chain P/C"	\$ 260.38
2603SM-1	6 Rd Bollard 3Ft Surface Mount W/ 1 Chain P/C"	\$ 242.52
2603S-2	6 Rd Bollard 3Ft Inground W/ 2 Chain P/C"	\$ 265.08
2603SM-2	6 Rd Bollard 3Ft Surface Mount W/ 2 Chain P/C"	\$ 247.22
2604S	6 Rd Bollard 4Ft Inground P/C"	\$ 302.68
2604SM	6 Rd Bollard 4Ft Surface Mount P/C"	\$ 287.64
2604S-1	6 Rd Bollard 4Ft Inground W/ 1 Chain P/C"	\$ 333.70
2604SM-1	6 Rd Bollard 4Ft Surface Mount W/ 1 Chain P/C"	\$ 302.68
2604S-2	6 Rd Bollard 4Ft Inground W/ 2 Chain P/C"	\$ 338.40
2604SM-2	6 Rd Bollard 4Ft Surface Mount W/ 2 Chain P/C"	\$ 307.38
2613S	6 Rd Bollard 3Ft Inground P/C"	\$ 335.58
2613SM	6 Rd Bollard 3Ft Surface Mount P/C"	\$ 297.98
2614S	6 Rd Bollard 4Ft Inground P/C"	\$ 367.54
2614SM	6 Rd Bollard 4Ft Surface Mount P/C"	\$ 351.56
2813S	8 Rd Bollard 3Ft Inground P/C"	\$ 423.00
2813SM	8 Rd Bollard 3Ft Surface Mount P/C"	\$ 367.54
2814S	8 Rd Bollard 4Ft Inground P/C"	\$ 454.96
2814SM	8 Rd Bollard 4Ft Surface Mount P/C"	\$ 423.00
2003S	4 Sq Hampton Bollard 3Ft Inground P/C"	\$ 297.98

PART NO.	DESCRIPTION	MSRP
2003SM	4 Sq Hampton Bollard 3Ft Surface Mount P/C"	\$ 297.98
2003S-1	4 Sq Hampton Bollard 3Ft Inground W/ 1 Chain P/C"	\$ 297.98
2003SM-1	4 Sq Hampton Bollard 3Ft Surface Mount W/ 1 Chain P/C"	\$ 297.98
2003S-2	4 Sq Hampton Bollard 3Ft Inground W/ 2 Chain P/C"	\$ 302.68
2003SM-2	4 Sq Hampton Bollard 3Ft Surface Mount W/ 2 Chain P/C"	\$ 302.68
2004S	4 Sq Hampton Bollard 4Ft Inground P/C"	\$ 312.08
2004SM	4 Sq Hampton 4Ft Surface Mount P/C"	\$ 312.08
2004S-1	4 Sq Hampton Bollard 4Ft Inground W/ 1 Chain P/C"	\$ 312.08
2004SM-1	4 Sq Hampton Bollard 4Ft Surface Mount W/ 1 Chain P/C"	\$ 312.08
2004S-2	4 Sq Hampton Bollard 4Ft Inground W/ 2 Chain P/C"	\$ 319.60
2004SM-2	4 Sq Hampton Bollard 4Ft Surface Mount W/ 2 Chain P/C"	\$ 325.24
2013S	4 Sq Modern Bike Bollard 3Ft Inground P/C"	\$ 182.36
2013SM	4 Sq Modern Bike Bollard 3Ft Surface Mount P/C"	\$ 160.74
2014S	4 Sq Modern Bike Bollard 4Ft Inground P/C"	\$ 193.64
2014SM	4 Sq Modern Bike Bollard 4Ft Surface Mount P/C"	\$ 176.72
2023S	6 Sq Dover Bollard 3Ft Inground P/C"	\$ 351.56
2023SM	6 Sq Dover Bollard 3Ft Surface Mount P/C"	\$ 335.58
2024S	6 Sq Dover Bollard 4Ft Inground P/C"	\$ 367.54
2024SM	6 Sq Dover Bollard 4Ft Surface Mount P/C"	\$ 358.14
2623S	6 Rd Shoreline Bollard 3Ft Inground P/C"	\$ 384.46
2623SM	6 Rd Shoreline Bollard 3Ft Surface Mount P/C"	\$ 340.28
2624S	6 Rd Shoreline Bollard 4Ft Inground P/C"	\$ 423.00
2624SM	6 Rd Shoreline Bollard 4Ft Surface Mount P/C"	\$ 379.76
2823S	8 Rd Shoreline Bollard 3Ft Inground P/C"	\$ 395.74
2823SM	8 Rd Shoreline Bollard 3Ft Surface Mount P/C"	\$ 297.98
2824S	8 Rd Shoreline Bollard 4Ft Inground P/C"	\$ 454.96
2824SM	8 Rd Shoreline Bollard 4Ft Surface Mount P/C"	\$ 395.74
2633S	6 Rd Classic Bike Bollard 3Ft Inground P/C"	\$ 307.38
2633SM	6 Rd Classic Bike Bollard 3Ft Surface Mount P/C"	\$ 269.78
2634S	6 Rd Classic Bike Bollard 4Ft Inground P/C"	\$ 351.56
2634SM	6 Rd Classic Bike Bollard 4Ft Surface Mount P/C"	\$ 312.08
2833S	8 Rd Bollard 3Ft Inground P/C"	\$ 438.98
2833SM	8 Rd Bollard 3Ft Surface Mount P/C"	\$ 411.72
2834S	8 Rd Bollard 4Ft Inground P/C"	\$ 411.72
2834SM	8 Rd Bollard 4Ft Surface Mount P/C"	\$ 358.14
2643S	6 Rd Fairfax Bollard 3Ft Inground P/C"	\$ 411.72
2643SM	6 Rd Fairfax Bollard 3Ft Surface Mount P/C"	\$ 466.24
2644S	6 Rd Fairfax Bollard 4Ft Inground P/C"	\$ 411.72
2644SM	6 Rd Fairfax Bollard 4Ft Surface Mount P/C"	\$ 372.24
2843S	8 Rd Fairfax Bollard 3Ft Inground P/C"	\$ 495.38
2843SM	8 Rd Fairfax Bollard 3Ft Surface Mount P/C"	\$ 472.82
2844S	8 Rd Fairfax Bollard 4Ft Inground P/C"	\$ 444.62
2844SM	8 Rd Fairfax Bollard 4Ft Surface Mount P/C"	\$ 391.04

PART NO.	DESCRIPTION	MSRP
2803S	8 Rd Bollard 3Ft Inground P/C"	\$ 325.24
2803SM	8 Rd Bollard 3Ft Surface Mount P/C"	\$ 287.64
2803S-1	8 Rd Bollard 3Ft Inground W/1 Chain P/C"	\$ 346.86
2803SM-1	8 Rd Bollard 3Ft Surface Mount W/1 Chain P/C"	\$ 287.64
2803S-2	8 Rd Bollard 3Ft Inground W/2 Chain P/C"	\$ 351.56
2803SM-2	8 Rd Bollard 3Ft Surface Mount W/2 Chain P/C"	\$ 279.18
2804S	8 Rd Bollard 4Ft Inground P/C"	\$ 379.76
2804SM	8 Rd Bollard 4Ft Surface Mount P/C"	\$ 325.24
2804S-1	8 Rd Bollard 4Ft Inground W/1 Chain P/C"	\$ 384.46
2804SM-1	8 Rd Bollard 4Ft Surface Mount W/1 Chain P/C"	\$ 330.88
2804S-2	8 Rd Bollard 4Ft Inground W/2 Chain P/C"	\$ 391.04
2804SM-2	8 Rd Bollard 4Ft Surface Mount W/2 Chain P/C"	\$ 335.58
5801S	Inground Contemporary Loop Buje Rack 1'- 3" Long, 2-3/8" O.D. Pipe	\$ 167.32
5801SM	Surface Mount Contemporary Loop Bike Rack 1'- 3" Long, 2-3/8" O.D. Pipe	\$ 183.30
5803S	Inground Contemporary Loop Bike Rack 3'- 3" Long, 2-3/8" O.D. Pipe	\$ 358.14
5803SM	Surface Mount Contemporary Loop Bike Rack 3'- 3" Long, 2-3/8" O.D. Pipe	\$ 396.68
5805S	Inground Contemporary Loop Bike Rack 5'- 3" Long, 2-3/8" O.D. Pipe	\$ 407.02
5805SM	Surface Mount Contemporary Loop Bike Rack 5'- 3" Long, 2-3/8" O.D. Pipe	\$ 446.50
5807S	Inground Contemporary Loop Bike Rack 7'- 3" Long, 2-3/8" O.D. Pipe	\$ 464.36
5807SM	Surface Mount Contemporary Loop Bike Rack 7'- 3" Long, 2-3/8" O.D. Pipe	\$ 504.78
5809S	Inground Contemporary Loop Bike Rack 9'- 3" Long, 2-3/8" O.D. Pipe	\$ 610.06
5809SM	Surface Mount Contemporary Loop Bike Rack 9'- 3" Long, 2-3/8" O.D. Pipe	\$ 647.66
5811S	Inground Contemporary Loop Bike Rack 11'- 4" Long, 2-3/8" O.D. Pipe	\$ 741.66
5811SM	Surface Mount Contemporary Loop Bike Rack 11'- 4" Long, 2-3/8" O.D. Pipe	\$ 783.96
5813S	Inground Contemporary Loop Bike Rack 13'- 4" Long, 2-3/8" O.D. Pipe	\$ 877.02
5813SM	Surface Mount Contemporary Loop Bike Rack 13'- 4" Long, 2-3/8" O.D. Pipe	\$ 918.38
5801DS	Inground Deluxe Contemporary Loop Bike Rack 30, 2-3/8" Od Round	\$ 188.94
5801DSM	Surface Mount Deluxe Contemporary Loop Bike Rack 30, 2-3/8" Od Round	\$ 217.14
5801-2	Inverted U Bike Rack On Rails-2 Loops, 2-3/8 Od Round	\$ 427.70
5801-3	Inverted U Bike Rack On Rails-3 Loops, 2-3/8 Od Round	\$ 652.36
5801-4	Inverted U Bike Rack On Rails-4 Loops, 2-3/8 Od Round	\$ 788.66
5801-5	Inverted U Bike Rack On Rails-5 Loops, 2-3/8 Od Round	\$ 900.52
5801D-2	Inverted Deluxe U Bike Rack On Rails-2 Loops, 2-3/8 Od Round	\$ 448.38
5801D-3	Inverted Deluxe U Bike Rack On Rails-3 Loops, 2-3/8 Od Round	\$ 697.48
5801D-4	Inverted Deluxe U Bike Rack On Rails-4 Loops, 2-3/8 Od Round	\$ 856.34
5801D-5	Inverted Deluxe U Bike Rack On Rails-5 Loops, 2-3/8 Od Round	\$ 1,014.26
5603P	Hanger Bike Rack 3 Loop Portable	\$ 360.02
5604P	Hanger Bike Rack 4 Loop Portable	\$ 414.54
5605P	Hanger Bike Rack 5 Loop Portable	\$ 461.54
5821S	Inground Contemporary Loop Bike Rack 18, 2" Square	\$ 172.02
5821SM	Surface Mount Contemporary Loop Bike Rack 18, 2" Square	\$ 188.94
5821DS	Inground Deluxe Contemporary Loop Bike Rack 30, 2" Square	\$ 217.14
5821DSM	Surface Mount Deluxe Contemporary Loop Bike Rack 30, 2" Square	\$ 235.94

PART NO.	DESCRIPTION	MSRP
5821-2	Inverted U Bike Rack On Rails-2 Loops, 2 Square	\$ 448.38
5821-3	Inverted U Bike Rack On Rails-3 Loops, 2 Square	\$ 562.12
5821-4	Inverted U Bike Rack On Rails-4 Loops, 2 Square	\$ 708.76
5821-5	Inverted U Bike Rack On Rails-5 Loops, 2 Square	\$ 924.02
5821D-2	Inverted Deluxe U Bike Rack On Rails-2 Loops, 2 Square	\$ 482.22
5821D-3	Inverted Deluxe U Bike Rack On Rails-3 Loops, 2 Square	\$ 629.80
5821D-4	Inverted Deluxe U Bike Rack On Rails-4 Loops, 2 Square	\$ 812.16
5821D-5	Inverted Deluxe U Bike Rack On Rails-5 Loops, 2 Square	\$ 1,058.44
5030S	Flare Bike Rack Inground 2-3/8 Od	\$ 188.94
5030SM	Flare Bike Rack Surface Mount 2-3/8 Od	\$ 211.50
5000S	Solstice Horseshoe Bike Rack, 1.9 Od, Round Tubing, Inground	\$ 216.20
5000SM	Solstice Horseshoe Bike Rack, 1.9 Od, Round Tubing, Surface Mount	\$ 263.20
5020S	Horizons Horseshoe Bike Rack, 2 Square Tubing, Inground	\$ 340.28
5020SM	Horizons Horseshoe Bike Rack, 2 Square Tubing, Surface Mount	\$ 385.40
5040S	Hitch Post Bike Rack, Inground Mount	\$ 137.24
5040SM	Hitch Post Bike Rack, Surface Mount	\$ 159.80
5705S	Inground Traditional Single Sided Parking 5' Long	\$ 340.28
5705SAO	Inground Traditional Single Sided Parking 5' Long Add On	\$ 308.32
5705P	Portable Traditional Single Sided Parking 5' Long	\$ 308.32
5705PAO	Portable Traditional Single Sided Parking 5' Long Add On	\$ 282.00
5705SM	Surface Mount Traditional Single Sided Parking 5' Long	\$ 379.76
5705SMAO	Surface Mount Traditional Single Sided Parking 5' Long Add On	\$ 348.74
5708S	Inground Traditional Single Sided Parking 8' Long	\$ 398.56
5708SAO	Inground Traditional Single Sided Parking 8' Long Add On	\$ 362.84
5708P	Portable Traditional Single Sided Parking 8' Long	\$ 366.60
5708PAO	Portable Traditional Single Sided Parking 8' Long Add On	\$ 330.88
5708SM	Surface Mount Traditional Single Sided Parking 8' Long	\$ 438.04
5708SMAO	Surface Mount Traditional Single Sided Parking 8' Long Add On	\$ 400.44
5710S	Inground Traditional Single Sided Parking 10' Long	\$ 447.44
5710SAO	Inground Traditional Single Sided Parking 10' Long Add On	\$ 415.48
5710P	Portable Traditional Single Sided Parking 10' Long	\$ 415.48
5710PAO	Portable Traditional Single Sided Parking 10' Long Add On	\$ 384.46
5710SM	Surface Mount Traditional Single Sided Parking 10' Long	\$ 489.74
5710SMAO	Surface Mount Traditional Single Sided Parking 10' Long Add On	\$ 457.78
5905S	Inground Traditional Double Sided Parking 5' Long	\$ 367.54
5905SAO	Inground Traditional Double Sided Parking 5' Long Add On	\$ 349.68
5905P	Portable Traditional Double Sided Parking 5' Long	\$ 335.58
5905PAO	Portable Traditional Double Sided Parking 5' Long Add On	\$ 317.72
5905SM	Surface Mount Traditional Double Sided Parking 5' Long	\$ 376.00
5905SMAO	Surface Mount Traditional Double Sided Parking 5' Long Add On	\$ 360.96
5908S	Inground Traditional Double Sided Parking 8' Long	\$ 461.54
5908SAO	Inground Traditional Double Sided Parking 8' Long Add On	\$ 443.68
5908P	Portable Traditional Double Sided Parking 8' Long	\$ 428.64

PART NO.	DESCRIPTION	MSRP
5908PAO	Portable Traditional Double Sided Parking 8' Long Add On	\$ 409.84
5908SM	Surface Mount Traditional Double Sided Parking 8' Long	\$ 468.12
5908SMAO	Surface Mount Traditional Double Sided Parking 8' Long Add On	\$ 448.38
5910S	Inground Traditional Double Sided Parking 10' Long	\$ 550.84
5910SAO	Inground Traditional Double Sided Parking 10' Long Add On	\$ 532.04
5910P	Portable Traditional Double Sided Parking 10' Long	\$ 518.88
5910PAO	Portable Traditional Double Sided Parking 10' Long Add On	\$ 501.02
5910SM	Surface Mount Traditional Double Sided Parking 10' Long	\$ 558.36
5910SMAO	Surface Mount Traditional Double Sided Parking 10' Long Add On	\$ 538.62
5503-5	Portable Modern Double Sided 5' Long	\$ 308.32
5503-8	Portable Modern Double Sided 8' Long	\$ 384.46
5503-10	Portable Modern Double Sided 10' Long	\$ 475.64
P5405	Boone Bike Rack Single Side 5' Long P/C, 5 Capacity	\$ 174.84
P5409	Boone Bike Rack Single Side 9' Long P/C, 9 Capacity	\$ 260.38
5405	Boone Bike Rack Single Side 5' Long, 5 Capacity	\$ 163.56
5409	Boone Bike Rack Single Side 9' Long, 9 Capacity	\$ 240.64
P5425	Boone Bike Rack Double Side 5' Long P/C, 10 Capacity	\$ 201.16
P5429	Boone Bike Rack Double Side 9' Long P/C, 18 Capacity	\$ 303.62
5425	Boone Bike Rack Double Side 5' Long, 10 Capacity	\$ 188.94
5429	Boone Bike Rack Double Side 9' Long, 18 Capacity	\$ 282.00
616	Rotating Flipback Pedestal Grill W/ 2 3/8" O.D. Post (280 Sq. Inch)	\$ 204.92
616-3	Rotating Flipback Pedestal Grill W/ 3 1/2" O.D. Post (280 Sq. Inch)	\$ 265.08
616-U	Rotating Flipback Ped. Grill W/ 2 3/8" O.D. Post And Utility Shelf (280 Sq. Inch)	\$ 293.28
616-3-U	Rotating Flipback Ped. Grill W/ 3 1/2" O.D. Post And Utility Shelf (280 Sq. Inch)	\$ 319.60
616G-3-U	Rotating Flipback Ped. Grill Galv. W/ 3 1/2" O.D. Post And Utility Shelf (280 Sq. Inch)	\$ 349.68
616G-3	Rotating Flipback Ped. Grill Galv. W/ 3 1/2" O.D. Post (280 Sq. Inch)	\$ 329.00
650	Family Size Grill (550 Sq. Inch) - Inground	\$ 364.72
650SM	Family Size Grill (550 Sq. Inch) - Surface Mount	\$ 405.14
650G	Family Size Grill Galv Firebox (550 Sq. Inch) - Inground	\$ 562.12
650-U	Family Size Grill, Utility Shelf (550 Sq. Inch) - Inground	\$ 408.90
620	Rotating Pedestal Grill W/ 2 3/8" O.D. Post (280 Sq. Inch)	\$ 182.36
620-U	Rotating Pedestal Grill W/ 2 3/8" O.D. Post And Utility Shelf (280 Sq. Inch)	\$ 206.80
620-3	Rotating Pedestal Grill W/ 3 1/2" O.D. Post (280 Sq. Inch)	\$ 203.04
620-3-U	Rotating Pedestal Grill W/ 3 1/2" O.D. Post And Utility Shelf (280 Sq. Inch)	\$ 223.72
630	Rotating Pedestal Grill W/ 2 3/8" O.D. Post (300 Sq. Inch)	\$ 204.92
630-U	Rotating Pedestal Grill W/ 2 3/8" O.D. Post And Utility Shelf (300 Sq. Inch)	\$ 228.42
630-3	Rotating Pedestal Grill W/ 3 1/2" O.D. Post (300 Sq. Inch)	\$ 204.92
630-3-U	Rotating Pedestal Grill W/ 3 1/2" O.D. Post And Utility Shelf (300 Sq. Inch)	\$ 245.34
620G	Rotating Ped. Grill, Galv. Firebox W/ 2 3/8" O.D. Post (280 Sq. Inch)	\$ 284.82
620G-U	Rotating Ped. Grill, Galv. Firebox W/ 2 3/8" O.D. Post & Utility Shelf (280 Sq. In)	\$ 314.90
620G-3	Rotating Ped. Grill, Galv. Firebox W/ 3 1/2" O.D. Post (280 Sq. Inch)	\$ 308.32
620G-3-U	Rotating Ped. Grill, Galv. Firebox W/ 3 1/2" O.D. Post & Utility Shelf (280 Sq. In)	\$ 334.64
630G	Rotating Ped. Grill, Galv. Firebox W/ 2 3/8" O.D. Post (300 Sq. Inch)	\$ 306.44

PART NO.	DESCRIPTION	MSRP
630G-3	Rotating Ped. Grill, Galv. Firebox W/ 3 1/2" O.D. Post (300 Sq. Inch)	\$ 306.44
630G-3-U	Rotating Ped. Grill, Galv. Firebox W/ 3 1/2" O.D. Post & Utility Shelf (300 Sq. In)	\$ 354.38
620H	Ada Rotating Pedestal Grill W/ 2 3/8" O.D. Post (280 Sq. Inch)	\$ 200.22
620H-3	Ada Rotating Pedestal Grill W/ 3 1/2" O.D. Post (280 Sq. Inch)	\$ 200.22
630H	Ada Rotating Pedestal Grill W/ 2 3/8" O.D. Post (300 Sq. Inch)	\$ 201.16
630H-3	Ada Rotating Pedestal Grill W/ 3 1/2" O.D. Post (300 Sq. Inch)	\$ 201.16
630SMH-3	Ada Rotating Pedestal Grill W/ 3 1/2" O.D. Post (300 Sq.Inch)	\$ 243.46
620SM	Rotating Pedestal Grill W/ 2 3/8" O.D. Post Surface Mount (280 Sq. Inch)	\$ 224.66
630SM	Rotating Pedestal Grill W/ 2 3/8" O.D. Post Surface Mount (300 Sq. Inch)	\$ 246.28
630SM-3	Rotating Pedestal Grill W/ 3 1/2" O.D. Post Surface Mount (300 Sq. Inch)	\$ 246.28
630SM-3-U	Rotating Pedestal Grill W/ 3 1/2" O.D. Post Surface Mount & Utility Shelf (300 Sq. In)	\$ 290.46
630SMG-3	Rotating Ped. Grill, Galv. Firebox W/ 3 1/2" O.D. Post Surface Mount (300 Sq. Inch)	\$ 349.68
01-03-0133	630 Grill Cover Only - Pc	\$ 106.22
01-03-0135	650 Grill Cover Only - Pc	\$ 106.22
600	7" High Fire Ring W/ Grate (300 Square Inches)	\$ 167.32
600-9	9" High Fire Ring W/ Grate (300 Square Inches)	\$ 225.60
601	7" High Fire Ring Only	\$ 127.84
601-9	9" High Fire Ring Only	\$ 155.10
600H	18" High Fire Ring W/ Grate (300 Square Inches)	\$ 307.38
600H-D	18" High Double Fire Ring W/ Inner Ring And Grate (300 Square Inches)	\$ 454.96
612	7" High Fire Ring W/ Adjustable Grate (285 Sq. Inch)	\$ 196.46
612-9	9" High Fire Ring W/ Adjustable Grate (285 Sq. Inch)	\$ 219.02
612H	18" High Fire Ring W/ Adjustable Grate (285 Sq. Inch)	\$ 344.98
612H-D	18" High Double Fire Ring W/ Inner Ring Adjustable Grate (285 Sq. Inch)	\$ 433.34
621	Bi-Level Group Grill (1008 Sq. Inch) W/ Utility Shelf - Inground	\$ 647.66
621SM	Bi-Level Group Grill (1008 Sq. Inch) W/ Utility Shelf - Surface Mounted	\$ 683.38
621G	Bi-Level Group Grill Galvanized (1008 Sq. Inch) W/Utility Shelf - Inground	\$ 788.66
627	Cantilever Group Grill (1064 Sq. Inch) - Inground	\$ 673.98
627SM	Cantilever Group Grill (1064 Sq. Inch) - Surface Mount	\$ 708.76
632-3	Cantilever Rotating Pedestal Grill W/ 3 1/2" O.D. Post (300 Sq. Inch)	\$ 250.98
632SM-3	Cantilever Rotating Pedestal Grill W/ 3 1/2" O.D. Post Surface Mount (300 Sq. Inch)	\$ 271.66
632H-3	Ada Cantilever Rotating Pedestal Grill W/ 3 1/2" O.D. Post (300 Sq. Inch)	\$ 249.10
670	Lantern Hanger - Galvanized	\$ 103.40
670H	Lantern Hanger W/ Ada Hanger - Galvanized	\$ 131.60
P670	Lantern Hanger Powder Coated (Specify Color)	\$ 119.38
P670H	Lantern Hanger W/ Ada Hanger Powder Coated (Specify Color)	\$ 149.46
100S-V	Driving Range Divider, Inground, Diamond	\$ 261.32
100SM-V	Driving Range Divider, Surface Mount, Diamond	\$ 261.32
105S-V	Driving Range Divider W/ Bag Holder, Inground Mount, Diamond	\$ 306.44
105SM-V	Driving Range Divider W/ Bag Holder, Surface Mount, Diamond	\$ 306.44
P119S-V20	20' Foul Pole, Inground (Per Pole Price, Sold Each), Powder Coated	\$ 1,425.98
G-03-02-0022	Foul Pole Sleeves (Per Sleeve Price, Sold Each), Galvanized	\$ 335.58
110-18V	8' Golf Bag Holder, 8 Bag Capacity, Diamond	\$ 751.06

PART NO.	DESCRIPTION	MSRP
110-28V	8' Golf Bag Holder, 16 Bag Capacity, Diamond	\$ 999.22
110-18P	8' Golf Bag Holder, 8 Bag Capacity, Perforated	\$ 837.54
110-28P	8' Golf Bag Holder, 16 Bag Capacity, Perforated	\$ 1,089.46
115-28V	8' Golf Bag Holder W/ Bench, 8 Bag Capacity, Diamond	\$ 999.22
115-28P	8' Golf Bag Holder W/ Bench, 8 Bag Capacity, Perforated	\$ 1,089.46
365-RDV	Bistro Table W/ Swivel Seats - Diamond Pattern	\$ 2,183.62
365-RDP	Bistro Table W/ Swivel Seats - Perforated Pattern	\$ 2,420.50
14-P2	2' Pasadena Curved Angle Bench, Perforated	\$ 415.48
15-P2	2' Pasadena Straight Bench, Perforated	\$ 435.22
15-P4	4' Pasadena Straight Bench, Perforated	\$ 773.62
15-P6	6' Pasadena Straight Bench, Perforated	\$ 967.26
346S-V8	8' Multi Pedestal Mall Table, Inground, Diamond - Pc Frame	\$ 1,500.24
346S-V6	6' Multi Pedestal Mall Table, Inground, Diamond - Pc Frame	\$ 1,428.80
346S-P8	8' Multi Pedestal Mall Table, Inground, Perforated - Pc Frame	\$ 1,816.08
346S-P6	6' Multi Pedestal Mall Table, Inground, Perforated - Pc Frame	\$ 1,476.74
346SM-V8	8' Multi Pedestal Mall Table, Surface Mount, Diamond - Pc Frame	\$ 1,500.24
346SM-V6	6' Multi Pedestal Mall Table, Surface Mount, Diamond - Pc Frame	\$ 1,428.80
346SM-P8	8' Multi Pedestal Mall Table, Surface Mount, Perforated - Pc Fr	\$ 1,816.08
346SM-P6	6' Multi Pedestal Mall Table, Surface Mount, Perforated - Pc Fr	\$ 1,476.74
T-964-ARM	964 Center Armrest Kit Thermoplastic	\$ 92.12
T-954-ARM	954 Center Armrest Kit Thermoplastic	\$ 92.12
P-982-ARM	982 Armrest Kit Powdercoated	\$ 62.98
P-974-ARM	974 Center Armrest Kit Powdercoated	\$ 95.88
P-965-ARM	965, 970, 975, 967 Center Armrest Kit Powdercoated	\$ 62.98
P-955-ARM	955 Center Armrest Kit Powdercoated	\$ 73.32
P-942-ARM	942 Center Armrest Kit Powdercoated	\$ 78.02
P-940-ARM	940 Center Armrest Kit Powdercoated	\$ 78.02
2900	30" Tall Collapsible Bollard P/C	\$ 382.58
2901	48" Tall Collapsible Bollard P/C	\$ 436.16
P5050S	1.9" Od U Rack Bike Rack Inground Powdercoated	\$ 73.32
P5050SM	1.9" Od U Rack Bike Rack Surface Mount Powdercoated	\$ 73.32
G5050S	1.9" Od U Rack Bike Rack Inground Mount Galvanized	\$ 82.72
G5050SM	1.9" Od U Rack Bike Rack Surface Mount Galvanized	\$ 82.72
P5060S	Veer Bike Rack, 2-3/8" Od, Inground Mount, Powdercoated	\$ 115.62
P5060SM	Veer Bike Rack, 2-3/8" Od, Surface Mount, Powdercoated	\$ 115.62
G5060S	Veer Bike Rack, 2-3/8" Od, Inground Mount, Galvanized	\$ 144.76
G5060SM	Veer Bike Rack, 2-3/8" Od, Surface Mount, Galvanized	\$ 144.76

GTIMPAX 2018 ENGINEERED WOOD FIBER SAFETY SURFACING

12" Deep EWF - 12 ft. Critical Fall Height	List Price per C.Y.	USC Contract Price per C.Y.	USC Contract Price per S.F.	S.F. Per Load	Delivery per Full Truck	Delivered Price per S.F.
Alabama	\$ 30.50	\$ 25.01	\$ 1.24	2,025	\$ 1,110.00	\$ 1.78
Arizona	\$ 35.40	\$ 29.03	\$ 1.43	2,025	\$ 920.00	\$ 1.89
Arkansas	\$ 32.20	\$ 26.40	\$ 1.30	2,025	\$ 1,380.00	\$ 1.99
California	\$ 41.40	\$ 33.95	\$ 1.68	2,025	\$ 1,190.00	\$ 2.26
Colorado	\$ 33.30	\$ 27.31	\$ 1.35	2,430	\$ 770.00	\$ 1.67
Connecticut	\$ 35.10	\$ 28.78	\$ 1.42	1,823	\$ 770.00	\$ 1.84
Delaware	\$ 32.20	\$ 26.40	\$ 1.30	2,025	\$ 800.00	\$ 1.70
District of Columbia	\$ 32.20	\$ 26.40	\$ 1.30	2,025	\$ 1,000.00	\$ 1.80
Florida	\$ 41.40	\$ 33.95	\$ 1.68	2,025	\$ 840.00	\$ 2.09
Georgia	\$ 29.90	\$ 24.52	\$ 1.21	2,025	\$ 2,140.00	\$ 2.27
Idaho	\$ 35.10	\$ 28.78	\$ 1.42	2,025	\$ 610.00	\$ 1.72
Illinois	\$ 29.90	\$ 24.52	\$ 1.21	1,620	\$ 730.00	\$ 1.66
Indiana	\$ 24.10	\$ 19.76	\$ 0.98	2,025	\$ 1,220.00	\$ 1.58
Iowa	\$ 29.90	\$ 24.52	\$ 1.21	2,025	\$ 1,680.00	\$ 2.04
Kansas	\$ 29.90	\$ 24.52	\$ 1.21	2,025	\$ 710.00	\$ 1.56
Kentucky	\$ 28.70	\$ 23.53	\$ 1.16	2,025	\$ 1,150.00	\$ 1.73
Louisiana	\$ 52.80	\$ 43.30	\$ 2.14	2,025	\$ 1,070.00	\$ 2.67
Maine	\$ 41.90	\$ 34.36	\$ 1.70	1,823	\$ 840.00	\$ 2.16
Maryland	\$ 29.90	\$ 24.52	\$ 1.21	2,025	\$ 690.00	\$ 1.55
Massachusetts	\$ 41.90	\$ 34.36	\$ 1.70	1,823	\$ 770.00	\$ 2.12
Michigan	\$ 31.00	\$ 25.42	\$ 1.26	2,025	\$ 1,070.00	\$ 1.78
Minnesota	\$ 31.00	\$ 25.42	\$ 1.26	2,025	\$ 1,070.00	\$ 1.78
Mississippi	\$ 32.20	\$ 26.40	\$ 1.30	2,025	\$ 840.00	\$ 1.72
Missouri	\$ 29.90	\$ 24.52	\$ 1.21	2,025	\$ 2,140.00	\$ 2.27
Montana	\$ 34.50	\$ 28.29	\$ 1.40	2,025	\$ 1,600.00	\$ 2.19
Nebraska	\$ 32.20	\$ 26.40	\$ 1.30	2,025	\$ 2,060.00	\$ 2.32
Nevada	\$ 41.40	\$ 33.95	\$ 1.68	2,025	\$ 770.00	\$ 2.06
New Hampshire	\$ 41.90	\$ 34.36	\$ 1.70	1,823	\$ 690.00	\$ 2.08
New Jersey	\$ 33.30	\$ 27.31	\$ 1.35	2,025	\$ 1,680.00	\$ 2.18
New Mexico	\$ 33.30	\$ 27.31	\$ 1.35	2,025	\$ 840.00	\$ 1.76
New York	\$ 33.90	\$ 27.80	\$ 1.37	2,025	\$ 690.00	\$ 1.71
North Carolina	\$ 29.90	\$ 24.52	\$ 1.21	2,025	\$ 1,530.00	\$ 1.97
North Dakota	\$ 36.80	\$ 30.18	\$ 1.49	2,025	\$ 730.00	\$ 1.85
Ohio	\$ 28.70	\$ 23.53	\$ 1.16	2,025	\$ 1,110.00	\$ 1.71
Oklahoma	\$ 32.20	\$ 26.40	\$ 1.30	2,025	\$ 1,070.00	\$ 1.83
Oregon	\$ 33.30	\$ 27.31	\$ 1.35	2,633	\$ 740.00	\$ 1.63
Pennsylvania	\$ 32.80	\$ 26.90	\$ 1.33	2,025	\$ 580.00	\$ 1.61
Rhode Island	\$ 41.90	\$ 34.36	\$ 1.70	1,823	\$ 1,070.00	\$ 2.28
South Carolina	\$ 29.90	\$ 24.52	\$ 1.21	2,025	\$ 1,530.00	\$ 1.97
South Dakota	\$ 33.30	\$ 27.31	\$ 1.35	2,025	\$ 770.00	\$ 1.73
Tennessee	\$ 29.90	\$ 24.52	\$ 1.21	2,025	\$ 1,110.00	\$ 1.76
Texas	\$ 29.90	\$ 24.52	\$ 1.21	2,025	\$ 1,220.00	\$ 1.81
Utah	\$ 32.20	\$ 26.40	\$ 1.30	2,025	\$ 1,150.00	\$ 1.87
Vermont	\$ 41.90	\$ 34.36	\$ 1.70	1,823	\$ 920.00	\$ 2.20
Virginia	\$ 32.20	\$ 26.40	\$ 1.30	2,025	\$ 1,070.00	\$ 1.83

GTIMPAX 2018 ENGINEERED WOOD FIBER SAFETY SURFACING

12" Deep EWF - 12 ft. Critical Fall Height	List Price per C.Y.	USC Contract Price per C.Y.	USC Contract Price per S.F.	S.F. Per Load	Delivery per Full Truck	Delivered Price per S.F.
Washington	\$ 33.30	\$ 27.31	\$ 1.35	2,633	\$ 1,110.00	\$ 1.77
West Virginia	\$ 29.90	\$ 24.52	\$ 1.21	1,823	\$ 1,220.00	\$ 1.88
Wisconsin	\$ 29.90	\$ 24.52	\$ 1.21	2,025	\$ 1,680.00	\$ 2.04
Wyoming	\$ 33.30	\$ 27.31	\$ 1.35	2,025	\$ 1,600.00	\$ 2.14

Surfacing Accessories:

Description	Part No.	List Price	USC Net Price
Geo-Textile Fabric Separation Barrier 1,125 sq.ft. per roll	161291	\$ 314.00	\$ 257.48
Geo-Textile Fabric Separation Barrier 2,250 sq.ft. per roll	161290	\$ 627.00	\$ 514.14
Terraflow Drainage System 150 lin.ft. per roll	161294	\$ 435.00	\$ 356.70
Medium Duty Wear Mat 36"x36"x3/4"	209426	\$ 139.00	\$ 113.98
Heavy Duty Large Wear Mat 44"X48"x1"	161292	\$ 219.00	\$ 179.58

General Notes:

The USC discount is 18% for Engineered Wood Fiber Safety Surfacing and accessories.
 For 8" deep Engineered Wood Fiber Surfacing, multiply pricing times .668.
 Site preparation, containment borders and sub-surface materials are specifically excluded.
 When ordering Engineered Wood Fiber by the cubic yard (CY), add 20% for compaction.
 Pricing per sq. ft. includes a 20% allowance for compaction.
 Surfacing Accessories ship separately; pricing does not include delivery charges.
 Sites must be accessible for truck-load delivery of materials.
 For installation pricing, refer to GameTime Discount and Installation Charges schedule.

GTIMPAX 2018 RECYCLED SHREDDED RUBBER SAFETY SURFACING

12 ft. Critical Height Rating	List Price Per Truck Load	List Price Per Sq. Ft.	USC Price Per Truck Load	USC Price Per Sq. Ft.
Alabama	\$ 23,328.00	\$ 7.29	\$ 19,136.00	\$ 5.98
Arizona	\$ 27,488.00	\$ 8.59	\$ 22,528.00	\$ 7.04
Arkansas	\$ 23,168.00	\$ 7.24	\$ 19,008.00	\$ 5.94
California	\$ 28,256.00	\$ 8.83	\$ 23,168.00	\$ 7.24
Colorado	\$ 23,616.00	\$ 7.38	\$ 19,360.00	\$ 6.05
Connecticut	\$ 25,728.00	\$ 8.04	\$ 21,088.00	\$ 6.59
Delaware	\$ 25,120.00	\$ 7.85	\$ 20,608.00	\$ 6.44
District of Columbia	\$ 24,928.00	\$ 7.79	\$ 20,448.00	\$ 6.39
Florida	\$ 25,920.00	\$ 8.10	\$ 21,248.00	\$ 6.64
Georgia	\$ 23,648.00	\$ 7.39	\$ 19,392.00	\$ 6.06
Idaho	\$ 27,904.00	\$ 8.72	\$ 22,880.00	\$ 7.15
Illinois	\$ 21,440.00	\$ 6.70	\$ 17,568.00	\$ 5.49
Indiana	\$ 22,880.00	\$ 7.15	\$ 18,752.00	\$ 5.86
Iowa	\$ 23,360.00	\$ 7.30	\$ 19,168.00	\$ 5.99
Kansas	\$ 23,360.00	\$ 7.30	\$ 19,168.00	\$ 5.99
Kentucky	\$ 23,104.00	\$ 7.22	\$ 18,944.00	\$ 5.92
Louisiana	\$ 24,640.00	\$ 7.70	\$ 20,192.00	\$ 6.31
Maine	\$ 27,264.00	\$ 8.52	\$ 22,368.00	\$ 6.99
Maryland	\$ 24,288.00	\$ 7.59	\$ 19,904.00	\$ 6.22
Massachusetts	\$ 26,144.00	\$ 8.17	\$ 21,440.00	\$ 6.70
Michigan	\$ 23,808.00	\$ 7.44	\$ 19,520.00	\$ 6.10
Minnesota	\$ 24,000.00	\$ 7.50	\$ 19,680.00	\$ 6.15
Mississippi	\$ 23,808.00	\$ 7.44	\$ 19,520.00	\$ 6.10
Missouri	\$ 22,560.00	\$ 7.05	\$ 18,496.00	\$ 5.78
Montana	\$ 27,680.00	\$ 8.65	\$ 22,688.00	\$ 7.09
Nebraska	\$ 24,000.00	\$ 7.50	\$ 19,680.00	\$ 6.15
Nevada	\$ 28,032.00	\$ 8.76	\$ 22,976.00	\$ 7.18
New Hampshire	\$ 26,464.00	\$ 8.27	\$ 21,696.00	\$ 6.78
New Jersey	\$ 25,440.00	\$ 7.95	\$ 20,864.00	\$ 6.52
New Mexico	\$ 26,080.00	\$ 8.15	\$ 21,376.00	\$ 6.68
New York	\$ 25,440.00	\$ 7.95	\$ 20,864.00	\$ 6.52
North Carolina	\$ 24,288.00	\$ 7.59	\$ 19,904.00	\$ 6.22
North Dakota	\$ 25,632.00	\$ 8.01	\$ 21,024.00	\$ 6.57
Ohio	\$ 22,752.00	\$ 7.11	\$ 18,656.00	\$ 5.83

GTIMPAX 2018 RECYCLED SHREDDED RUBBER SAFETY SURFACING

12 ft. Critical Height Rating	List Price Per Truck Load	List Price Per Sq. Ft.	USC Price Per Truck Load	USC Price Per Sq. Ft.
Oklahoma	\$ 23,680.00	\$ 7.40	\$ 19,424.00	\$ 6.07
Oregon	\$ 30,176.00	\$ 9.43	\$ 24,736.00	\$ 7.73
Pennsylvania	\$ 24,640.00	\$ 7.70	\$ 20,192.00	\$ 6.31
Rhode Island	\$ 26,272.00	\$ 8.21	\$ 21,536.00	\$ 6.73
South Carolina	\$ 24,480.00	\$ 7.65	\$ 20,064.00	\$ 6.27
South Dakota	\$ 24,416.00	\$ 7.63	\$ 20,032.00	\$ 6.26
Tennessee	\$ 22,688.00	\$ 7.09	\$ 18,592.00	\$ 5.81
Texas	\$ 24,960.00	\$ 7.80	\$ 20,480.00	\$ 6.40
Utah	\$ 27,072.00	\$ 8.46	\$ 22,208.00	\$ 6.94
Vermont	\$ 26,336.00	\$ 8.23	\$ 21,600.00	\$ 6.75
Virginia	\$ 23,872.00	\$ 7.46	\$ 19,584.00	\$ 6.12
Washington	\$ 29,728.00	\$ 9.29	\$ 24,384.00	\$ 7.62
West Virginia	\$ 23,136.00	\$ 7.23	\$ 18,976.00	\$ 5.93
Wisconsin	\$ 23,808.00	\$ 7.44	\$ 19,520.00	\$ 6.10
Wyoming	\$ 25,824.00	\$ 8.07	\$ 21,184.00	\$ 6.62

Surfacing Accessories:

Description	Part No.	Unit	Commercial Price	USC Price
Geo-Textile Cloth (1,125 s.f.)	161291	Per Roll	\$ 314.00	\$ 257.48
Geo-Textile Cloth (2,250 s.f.)	161290	Per Roll	\$ 627.00	\$ 514.14
Terraflow Drainage (150 l.f.)	161294	Per Roll	\$ 435.00	\$ 356.70
Med Duty Wear Mat 36"x36"x3/4"	209426	Each	\$ 139.00	\$ 113.98
Heavy Duty Wear Mat 44"X48"x1"	161292	Each	\$ 219.00	\$ 179.58
4" X 4" x 8 ft Rubber Curbs		Each	\$ 74.00	\$ 60.68

General Notes:

The USC discount is 18% for 6" Recycled loose Shredded Rubber Safety Surfacing.
Pricing based upon full truck load lots of one color per load to a single destination.
Site preparation, containment borders, and sub-surface materials are specifically excluded.
Surfacing Accessories ship separately; pricing does not include delivery charges.
Sites must be accessible for truck-load delivery of materials.
Customer must arrange for mechanical unloading.
For installation pricing, refer to GameTime Discount and Installation Charges schedule.

GTIMPAX 2018 RECYCLED RUBBER TILE SAFETY SURFACING

6 FOOT CRITICAL FALL HEIGHT RATING

2 Ft. Square x 2-1/4" or 2-1/2" Thick Recycled Rubber Tiles

Project Location	Black Tiles		Color Tiles		Delivery Charge Per Full Load
	List Price Per Tile	USC Price Per Tile	List Price Per Tile	USC Price Per Tile	
Alabama	\$ 30.83	\$ 25.28	\$ 36.41	\$ 29.85	\$ 1,380.00
Arizona	\$ 30.05	\$ 24.64	\$ 31.69	\$ 25.99	\$ 4,650.00
Arkansas	\$ 31.78	\$ 26.06	\$ 37.53	\$ 30.78	\$ 3,900.00
California	\$ 29.14	\$ 23.90	\$ 30.74	\$ 25.21	\$ 3,260.00
Colorado	\$ 30.05	\$ 24.64	\$ 31.69	\$ 25.99	\$ 4,140.00
Connecticut	\$ 31.78	\$ 26.06	\$ 37.53	\$ 30.78	\$ 980.00
Delaware	\$ 31.78	\$ 26.06	\$ 37.53	\$ 30.78	\$ 1,540.00
District of Columbia	\$ 31.78	\$ 26.06	\$ 37.53	\$ 30.78	\$ 650.00
Florida	\$ 30.83	\$ 25.28	\$ 36.41	\$ 29.85	\$ 3,660.00
Georgia	\$ 30.83	\$ 25.28	\$ 36.41	\$ 29.85	\$ 2,600.00
Idaho	\$ 30.05	\$ 24.64	\$ 31.69	\$ 25.99	\$ 2,280.00
Illinois	\$ 30.83	\$ 25.28	\$ 36.41	\$ 29.85	\$ 2,760.00
Indiana	\$ 31.78	\$ 26.06	\$ 37.53	\$ 30.78	\$ 1,950.00
Iowa	\$ 31.78	\$ 26.06	\$ 37.53	\$ 30.78	\$ 3,580.00
Kansas	\$ 31.78	\$ 26.06	\$ 37.53	\$ 30.78	\$ 4,390.00
Kentucky	\$ 31.78	\$ 26.06	\$ 37.53	\$ 30.78	\$ 2,110.00
Louisiana	\$ 31.78	\$ 26.06	\$ 37.53	\$ 30.78	\$ 4,390.00
Maine	\$ 31.78	\$ 26.06	\$ 37.53	\$ 30.78	\$ 2,110.00
Maryland	\$ 30.83	\$ 25.28	\$ 36.41	\$ 29.85	\$ 1,950.00
Massachusetts	\$ 31.78	\$ 26.06	\$ 37.53	\$ 30.78	\$ 1,300.00
Michigan	\$ 31.78	\$ 26.06	\$ 37.53	\$ 30.78	\$ 1,950.00
Minnesota	\$ 31.78	\$ 26.06	\$ 37.53	\$ 30.78	\$ 3,580.00
Mississippi	\$ 31.78	\$ 26.06	\$ 37.53	\$ 30.78	\$ 3,660.00
Missouri	\$ 31.78	\$ 26.06	\$ 37.53	\$ 30.78	\$ 3,740.00
Montana	\$ 30.05	\$ 24.64	\$ 31.69	\$ 25.99	\$ 2,600.00
Nebraska	\$ 31.78	\$ 26.06	\$ 37.53	\$ 30.78	\$ 4,390.00
Nevada	\$ 30.05	\$ 24.64	\$ 31.69	\$ 25.99	\$ 2,710.00
New Hampshire	\$ 31.78	\$ 26.06	\$ 37.53	\$ 30.78	\$ 1,460.00
New Jersey	\$ 31.78	\$ 26.06	\$ 37.53	\$ 30.78	\$ 730.00
New Mexico	\$ 30.05	\$ 24.64	\$ 31.69	\$ 25.99	\$ 5,040.00
New York	\$ 31.78	\$ 26.06	\$ 37.53	\$ 30.78	\$ 1,140.00

GTIPAX 2018 RECYCLED RUBBER TILE SAFETY SURFACING

6 FOOT CRITICAL FALL HEIGHT RATING

2 Ft. Square x 2-1/4" or 2-1/2" Thick Recycled Rubber Tiles

Project Location	Black Tiles		Color Tiles		Delivery Charge Per Full Load
	List Price Per Tile	USC Price Per Tile	List Price Per Tile	USC Price Per Tile	
North Carolina	\$ 30.83	\$ 25.28	\$ 36.41	\$ 29.85	\$ 1,380.00
North Dakota	\$ 30.05	\$ 24.64	\$ 31.69	\$ 25.99	\$ 4,230.00
Ohio	\$ 30.83	\$ 25.28	\$ 36.41	\$ 29.85	\$ 1,790.00
Oklahoma	\$ 31.78	\$ 26.06	\$ 37.53	\$ 30.78	\$ 4,550.00
Oregon	\$ 30.05	\$ 24.64	\$ 31.69	\$ 25.99	\$ 650.00
Pennsylvania	\$ 31.78	\$ 26.06	\$ 37.53	\$ 30.78	\$ 650.00
Rhode Island	\$ 31.78	\$ 26.06	\$ 37.53	\$ 30.78	\$ 1,220.00
South Carolina	\$ 30.83	\$ 25.28	\$ 36.41	\$ 29.85	\$ 2,360.00
South Dakota	\$ 31.78	\$ 26.06	\$ 37.53	\$ 30.78	\$ 4,230.00
Tennessee	\$ 31.78	\$ 26.06	\$ 37.53	\$ 30.78	\$ 2,760.00
Texas	\$ 30.83	\$ 25.28	\$ 37.53	\$ 30.78	\$ 5,510.00
Utah	\$ 30.05	\$ 24.64	\$ 31.69	\$ 25.99	\$ 2,750.00
Vermont	\$ 31.78	\$ 26.06	\$ 37.53	\$ 30.78	\$ 1,630.00
Virginia	\$ 30.83	\$ 25.28	\$ 36.41	\$ 29.85	\$ 810.00
Washington	\$ 30.05	\$ 24.64	\$ 31.69	\$ 25.99	\$ 980.00
West Virginia	\$ 30.83	\$ 25.28	\$ 36.41	\$ 29.85	\$ 1,540.00
Wisconsin	\$ 31.78	\$ 26.06	\$ 37.53	\$ 30.78	\$ 3,410.00
Wyoming	\$ 30.05	\$ 24.64	\$ 31.69	\$ 25.99	\$ 4,060.00

Adhesive Glue	List Price Each	Contract Price	Contract Price Per Sq. Ft.
2 Gal. (90 Sq. Ft.)	\$ 135.52	\$ 111.13	\$ 1.23
4 Gal. (180 Sq. Ft.)	\$ 300.10	\$ 246.08	\$ 1.37

EPDM Upcharge Per Tile	List	Contract
	\$ 16.44	\$ 13.48

General Notes:

The USC discount is 18% for Recycled Rubber Tiles.

Contact regional GameTime representative for delivery charges on less than full truck loads.

Contract price per tile excludes freight charges

Each 2-1/2" tile weighs 28 lbs. 2-1/4" tiles weigh 26 lbs each.

Site preparation, containment borders and sub-surface materials are specifically excluded.

Sites must be accessible for truck-load delivery of materials.

GTIMPAX 2018 RECYCLED RUBBER TILE SAFETY SURFACING
6 FOOT CRITICAL FALL HEIGHT RATING

2 Ft. Square x 2-1/4" or 2-1/2" Thick Recycled Rubber Tiles

Project Location	Black Tiles		Color Tiles		Delivery Charge Per Full Load
	List Price Per Tile	USC Price Per Tile	List Price Per Tile	USC Price Per Tile	

Customer must arrange for mechanical unloading.

For installation pricing, refer to GameTime Discount and Installation Charges schedule.

GTIMPAX 2018 U.S. COMMUNITIES RECYCLED RUBBER TILE SAFETY SURFACING NET PRICE LIST

8 FOOT CRITICAL FALL HEIGHT RATING

2 Ft. Square x 3-1/2" Thick Recycled Rubber Tiles

Project Location	Black Tiles		Color Tiles		Delivery Charge Per Full Load
	List Price Per Tile	USC Price Per Tile	List Price Per Tile	USC Price Per Tile	
Alabama	\$ 45.92	\$ 37.66	\$ 56.78	\$ 46.56	\$ 1,380.00
Arizona	\$ 33.88	\$ 27.78	\$ 35.71	\$ 29.28	\$ 4,650.00
Arkansas	\$ 47.34	\$ 38.82	\$ 58.54	\$ 48.00	\$ 3,900.00
California	\$ 32.86	\$ 26.95	\$ 34.64	\$ 28.40	\$ 3,260.00
Colorado	\$ 33.88	\$ 27.78	\$ 35.71	\$ 29.28	\$ 4,140.00
Connecticut	\$ 47.34	\$ 38.82	\$ 58.54	\$ 48.00	\$ 980.00
Delaware	\$ 47.34	\$ 38.82	\$ 58.54	\$ 48.00	\$ 1,540.00
District of Columbia	\$ 47.34	\$ 38.82	\$ 58.54	\$ 48.00	\$ 650.00
Florida	\$ 45.92	\$ 37.66	\$ 56.78	\$ 46.56	\$ 3,660.00
Georgia	\$ 45.92	\$ 37.66	\$ 56.78	\$ 46.56	\$ 2,600.00
Idaho	\$ 33.88	\$ 27.78	\$ 35.71	\$ 29.28	\$ 2,280.00
Illinois	\$ 45.92	\$ 37.66	\$ 56.78	\$ 46.56	\$ 2,760.00
Indiana	\$ 47.34	\$ 38.82	\$ 58.54	\$ 48.00	\$ 1,950.00
Iowa	\$ 47.34	\$ 38.82	\$ 58.54	\$ 48.00	\$ 3,580.00
Kansas	\$ 47.34	\$ 38.82	\$ 58.54	\$ 48.00	\$ 4,390.00
Kentucky	\$ 47.34	\$ 38.82	\$ 58.54	\$ 48.00	\$ 2,110.00
Louisiana	\$ 47.34	\$ 38.82	\$ 58.54	\$ 48.00	\$ 4,390.00
Maine	\$ 47.34	\$ 38.82	\$ 58.54	\$ 48.00	\$ 2,110.00
Maryland	\$ 45.92	\$ 37.66	\$ 56.78	\$ 46.56	\$ 1,950.00
Massachusetts	\$ 47.34	\$ 38.82	\$ 58.54	\$ 48.00	\$ 1,300.00
Michigan	\$ 47.34	\$ 38.82	\$ 58.54	\$ 48.00	\$ 1,950.00
Minnesota	\$ 47.34	\$ 38.82	\$ 58.54	\$ 48.00	\$ 3,580.00
Mississippi	\$ 47.34	\$ 38.82	\$ 58.54	\$ 48.00	\$ 3,660.00
Missouri	\$ 47.34	\$ 38.82	\$ 58.54	\$ 48.00	\$ 3,740.00
Montana	\$ 33.88	\$ 27.78	\$ 35.71	\$ 29.28	\$ 2,600.00
Nebraska	\$ 47.34	\$ 38.82	\$ 58.54	\$ 48.00	\$ 4,390.00
Nevada	\$ 33.88	\$ 27.78	\$ 35.71	\$ 29.28	\$ 2,710.00
New Hampshire	\$ 47.34	\$ 38.82	\$ 58.54	\$ 48.00	\$ 1,460.00
New Jersey	\$ 47.34	\$ 38.82	\$ 58.54	\$ 48.00	\$ 730.00
New Mexico	\$ 33.88	\$ 27.78	\$ 35.71	\$ 29.28	\$ 5,040.00
New York	\$ 47.34	\$ 38.82	\$ 58.54	\$ 48.00	\$ 1,140.00

GTIMPAX 2018 U.S. COMMUNITIES RECYCLED RUBBER TILE SAFETY SURFACING NET PRICE LIST

8 FOOT CRITICAL FALL HEIGHT RATING

2 Ft. Square x 3-1/2" Thick Recycled Rubber Tiles

Project Location	Black Tiles		Color Tiles		Delivery Charge Per Full Load
	List Price Per Tile	USC Price Per Tile	List Price Per Tile	USC Price Per Tile	
North Carolina	\$ 45.92	\$ 37.66	\$ 56.78	\$ 46.56	\$ 1,380.00
North Dakota	\$ 33.88	\$ 27.78	\$ 35.71	\$ 29.28	\$ 4,230.00
Ohio	\$ 45.92	\$ 37.66	\$ 56.78	\$ 46.56	\$ 1,790.00
Oklahoma	\$ 47.34	\$ 38.82	\$ 58.54	\$ 48.00	\$ 4,550.00
Oregon	\$ 33.88	\$ 27.78	\$ 35.71	\$ 29.28	\$ 650.00
Pennsylvania	\$ 47.34	\$ 38.82	\$ 58.54	\$ 48.00	\$ 650.00
Rhode Island	\$ 47.34	\$ 38.82	\$ 58.54	\$ 48.00	\$ 1,220.00
South Carolina	\$ 45.92	\$ 37.66	\$ 56.78	\$ 46.56	\$ 2,360.00
South Dakota	\$ 47.34	\$ 38.82	\$ 58.54	\$ 48.00	\$ 4,230.00
Tennessee	\$ 47.34	\$ 38.82	\$ 58.54	\$ 48.00	\$ 2,760.00
Texas	\$ 45.92	\$ 37.66	\$ 58.54	\$ 48.00	\$ 5,510.00
Utah	\$ 33.88	\$ 27.78	\$ 35.71	\$ 29.28	\$ 2,750.00
Vermont	\$ 47.34	\$ 38.82	\$ 58.54	\$ 48.00	\$ 1,630.00
Virginia	\$ 45.92	\$ 37.66	\$ 56.78	\$ 46.56	\$ 810.00
Washington	\$ 33.88	\$ 27.78	\$ 35.71	\$ 29.28	\$ 980.00
West Virginia	\$ 45.92	\$ 37.66	\$ 56.78	\$ 46.56	\$ 1,540.00
Wisconsin	\$ 47.34	\$ 38.82	\$ 58.54	\$ 48.00	\$ 3,410.00
Wyoming	\$ 33.88	\$ 27.78	\$ 35.71	\$ 29.28	\$ 4,060.00

Adhesive Glue	List Price Each	Contract Price	Contract Price Per Sq. Ft.
2 Gal. (90 Sq. Ft.)	\$ 135.52	\$ 111.13	\$ 1.23
4 Gal. (180 Sq. Ft.)	\$ 300.10	\$ 246.08	\$ 1.37

EPDM Upcharge Per Tile	List	Contract
	\$ 16.44	\$ 13.48

General Notes:

The USC discount is 18% for Recycled Rubber Tiles.

Contact regional GameTime representative for delivery charges on less than full truck loads.

Contract price per tile excludes freight charges

Each 3-1/2" tile weighs 34 lbs.

Site preparation, containment borders and sub-surface materials are specifically excluded.

GTIMPAX 2018 U.S. COMMUNITIES RECYCLED RUBBER TILE SAFETY SURFACING NET PRICE LIST

8 FOOT CRITICAL FALL HEIGHT RATING

2 Ft. Square x 3-1/2" Thick Recycled Rubber Tiles

Project Location	Black Tiles		Color Tiles		Delivery Charge Per Full Load
	List Price Per Tile	USC Price Per Tile	List Price Per Tile	USC Price Per Tile	

Sites must be accessible for truck-load delivery of materials.

Customer must arrange for mechanical unloading.

For installation pricing, refer to GameTime Discount and Installation Charges schedule.

GTIMPAX 2018 RECYCLED RUBBER INTERLOCKING TILE SAFETY SURFACING

Description	MSRP Price	Contract Price
2.25" (4' CFH) Tile	\$35.21	\$28.88
2.75" (6' CFH) Tile	\$37.17	\$30.48
3.25" (8' CFH) Tile	\$39.12	\$32.08
2.25" Edge	\$48.53	\$39.79
2.75" Edge	\$50.78	\$41.64
3.25" Edge	\$52.91	\$43.39
2.25" Corner	\$56.73	\$46.52
2.75" Corner	\$60.64	\$49.72
3.25" Corner	\$64.55	\$52.93
2.25" ADA Ramp	\$639.27	\$524.20
2.75" ADA Ramp	\$639.27	\$524.20
3.25" ADA RAMP	\$639.27	\$524.20
Glue Tube	\$55.01	\$45.11
EPDM Upcharge per Tile	\$24.38	\$19.99
EPDM Upcharge per Edge	\$20.09	\$16.47
EPDM Upcharge per Corner	\$16.44	\$13.48

General Notes:

- 1) Freight is NOT included; contact GameTime Regional Sales Representative for delivery charges.
- 2) Installation is NOT included; contact GameTime Regional Sales Representative for pricing.
- 3) The USC discount is 18% for Recycled Rubber Tiles.
- 4) Weights: 2.25" thickness - 27 pounds; 2.75" - 30 pounds; and 3.25" - 31 pounds.
- 5) Freight, site preparation, containment borders and sub-surface materials specifically excluded.
- 6) Sites must be accessible for truck-load delivery of materials.
- 7) Customer to arrange for mechanical unloading.

GTIMPAX RECYCLED POURED-IN-PLACE & BONDED RUBBER SAFETY SURFACING

Project Location	4 Ft. Critical Fall Height 50/50 Color		6 Ft. Critical Fall Height 50/50 Color		8 Ft. Critical Fall Height 50/50 Color	
	List Price*	USC Price*	List Price*	USC Price*	List Price*	USC Price*
Alabama	\$ 15.41	\$ 12.63	\$ 16.96	\$ 13.90	\$ 17.80	\$ 14.60
Arizona	\$ 20.32	\$ 16.66	\$ 22.15	\$ 18.17	\$ 23.06	\$ 18.91
Arkansas	\$ 16.52	\$ 13.55	\$ 18.22	\$ 14.94	\$ 19.12	\$ 15.68
California	\$ 15.38	\$ 12.61	\$ 16.94	\$ 13.89	\$ 17.79	\$ 14.59
Colorado	\$ 20.32	\$ 16.66	\$ 22.15	\$ 18.17	\$ 23.06	\$ 18.91
Connecticut	\$ 16.52	\$ 13.55	\$ 18.22	\$ 14.94	\$ 19.12	\$ 15.68
Delaware	\$ 15.80	\$ 12.96	\$ 17.41	\$ 14.27	\$ 18.28	\$ 14.99
District of Columbia	\$ 15.80	\$ 12.96	\$ 17.41	\$ 14.27	\$ 18.28	\$ 14.99
Florida	\$ 15.01	\$ 12.31	\$ 16.56	\$ 13.58	\$ 17.41	\$ 14.27
Georgia	\$ 15.41	\$ 12.63	\$ 16.96	\$ 13.90	\$ 17.80	\$ 14.60
Idaho	\$ 22.62	\$ 18.54	\$ 24.68	\$ 20.24	\$ 25.72	\$ 21.09
Illinois	\$ 15.01	\$ 12.31	\$ 16.56	\$ 13.58	\$ 17.41	\$ 14.27
Indiana	\$ 16.94	\$ 13.89	\$ 18.64	\$ 15.29	\$ 19.55	\$ 16.04
Iowa	\$ 16.94	\$ 13.89	\$ 18.64	\$ 15.29	\$ 19.55	\$ 16.04
Kansas	\$ 17.41	\$ 14.27	\$ 19.12	\$ 15.68	\$ 20.06	\$ 16.45
Kentucky	\$ 17.41	\$ 14.27	\$ 19.12	\$ 15.68	\$ 20.06	\$ 16.45
Louisiana	\$ 15.27	\$ 12.52	\$ 16.71	\$ 13.70	\$ 17.72	\$ 14.53
Maine	\$ 22.62	\$ 18.54	\$ 24.68	\$ 20.24	\$ 25.72	\$ 21.09
Maryland	\$ 15.80	\$ 12.96	\$ 17.41	\$ 14.27	\$ 18.28	\$ 14.99
Massachusetts	\$ 16.52	\$ 13.55	\$ 18.22	\$ 14.94	\$ 19.12	\$ 15.68
Michigan	\$ 16.94	\$ 13.89	\$ 18.64	\$ 15.29	\$ 19.55	\$ 16.04
Minnesota	\$ 17.41	\$ 14.27	\$ 19.12	\$ 15.68	\$ 20.06	\$ 16.45
Mississippi	\$ 16.94	\$ 13.89	\$ 18.64	\$ 15.29	\$ 19.55	\$ 16.04
Missouri	\$ 17.41	\$ 14.27	\$ 19.12	\$ 15.68	\$ 20.06	\$ 16.45
Montana	\$ 22.62	\$ 18.54	\$ 24.68	\$ 20.24	\$ 25.72	\$ 21.09
Nebraska	\$ 16.94	\$ 13.89	\$ 18.64	\$ 15.29	\$ 19.55	\$ 16.04
Nevada	\$ 16.94	\$ 13.89	\$ 18.64	\$ 15.29	\$ 19.55	\$ 16.04
New Hampshire	\$ 22.62	\$ 18.54	\$ 24.68	\$ 20.24	\$ 25.72	\$ 21.09
New Jersey	\$ 16.52	\$ 13.55	\$ 18.22	\$ 14.94	\$ 19.12	\$ 15.68
New Mexico	\$ 20.32	\$ 16.66	\$ 22.15	\$ 18.17	\$ 23.06	\$ 18.91
New York	\$ 16.52	\$ 13.55	\$ 18.22	\$ 14.94	\$ 19.12	\$ 15.68
North Carolina	\$ 15.80	\$ 12.96	\$ 17.41	\$ 14.27	\$ 18.28	\$ 14.99
North Dakota	\$ 22.62	\$ 18.54	\$ 24.68	\$ 20.24	\$ 25.72	\$ 21.09
Ohio	\$ 15.80	\$ 12.96	\$ 17.41	\$ 14.27	\$ 18.28	\$ 14.99
Oklahoma	\$ 16.52	\$ 13.55	\$ 18.22	\$ 14.94	\$ 19.12	\$ 15.68
Oregon	\$ 19.28	\$ 15.81	\$ 21.19	\$ 17.38	\$ 22.24	\$ 18.24
Pennsylvania	\$ 16.52	\$ 13.55	\$ 18.22	\$ 14.94	\$ 19.12	\$ 15.68
Rhode Island	\$ 16.52	\$ 13.55	\$ 18.22	\$ 14.94	\$ 19.12	\$ 15.68

GTIMPAX RECYCLED POURED-IN-PLACE & BONDED RUBBER SAFETY SURFACING

Project Location	4 Ft. Critical Fall Height 50/50 Color		6 Ft. Critical Fall Height 50/50 Color		8 Ft. Critical Fall Height 50/50 Color	
	List Price*	USC Price*	List Price*	USC Price*	List Price*	USC Price*
South Carolina	\$ 15.80	\$ 12.96	\$ 17.41	\$ 14.27	\$ 18.28	\$ 14.99
South Dakota	\$ 22.62	\$ 18.54	\$ 24.68	\$ 20.24	\$ 25.72	\$ 21.09
Tennessee	\$ 16.94	\$ 13.89	\$ 18.64	\$ 15.29	\$ 19.55	\$ 16.04
Texas	\$ 15.01	\$ 12.31	\$ 16.56	\$ 13.58	\$ 17.41	\$ 14.27
Utah	\$ 20.32	\$ 16.66	\$ 22.15	\$ 18.17	\$ 23.06	\$ 18.91
Vermont	\$ 22.62	\$ 18.54	\$ 24.68	\$ 20.24	\$ 25.72	\$ 21.09
Virginia	\$ 15.80	\$ 12.96	\$ 17.41	\$ 14.27	\$ 18.28	\$ 14.99
Washington	\$ 19.28	\$ 15.81	\$ 21.19	\$ 17.38	\$ 22.24	\$ 18.24
West Virginia	\$ 15.80	\$ 12.96	\$ 17.41	\$ 14.27	\$ 18.28	\$ 14.99
Wisconsin	\$ 17.41	\$ 14.27	\$ 19.12	\$ 15.68	\$ 20.06	\$ 16.45
Wyoming	\$ 22.62	\$ 18.54	\$ 24.68	\$ 20.24	\$ 25.72	\$ 21.09

* Pricing based on a minimum quantity of 1,000 sq. ft.

Unitary Surfacing Options:	List Price	USC Price
Jobsite overnight security during cure period - per night	\$500.00	\$410.00
Add for Poured-In-Place GT Aliphatic Binder	\$2.63	\$2.16
Add for 100% Poured-In-Place Color	\$1.74	\$1.43
Deduct for GT Pigmented Poured-In-Place (PIP) Surfacing; 2-year Warranty*	6%	6%
Add for GT Thermal Plastic Vulcanized (TPV) PIP Cap; 5-year Warranty	24%	24%
Add for GT Supreme Thermal Plastic Vulcanized (TPV) PIP Cap; 7-year Warranty*	37%	37%
4" concrete sub-base per sq. ft.	\$8.54	\$7.00
4" compacted stone sub-base per sq. ft.	\$5.16	\$4.23
Concrete stone sub-base curbing per lineal foot	\$37.16	\$28.64
Geo-Textile Cloth (2,250 s.f. per roll)	\$627.00	\$514.14
4" X 4" X 8 ft. long rubber curbs (terra cotta red, brown, black or green)**	\$76.95	\$63.10

*Color choices limited

**Curb pricing does not include delivery or installation

General Notes:

The USC discount is 18% for Bonded and Poured-In-Place Safety Surfacing.

Pricing is based on standard colors. For primary red color or graphics, call for special pricing.

Pricing includes delivery and prevailing wages for installation.

Site preparation, containment borders and sub-surface materials are specifically excluded.

Sites must be accessible for truck-load delivery of materials.

Customer to provide an on-site staging area for material storage and mixing.

Pricing excludes an allowance for waste disposal, on-site security or graphics.

For projects under 1,000 or over 3,000 sq. ft., call for special pricing.

GTIMPAX ARTIFICIAL TURF SAFETY SURFACING

Alabama, Connecticut, Delaware, District of Columbia, Florida, Georgia, Illinois, Indiana, Kentucky, Maine, Maryland, Massachusetts, Michigan, Mississippi, New Hampshire, New Jersey, New York, North Carolina, Ohio, Pennsylvania, Rhode Island, South Carolina, Tennessee, Vermont, Virginia, West Virginia, Wisconsin

Playground Turf Installed	1,000-2,000 S.F.		2,001-3,000 S.F.		3,001 S.F. & Over	
	List Price Per S.F.	Contract Per S.F.	List Price Per S.F.	Contract Per S.F.	List Price Per S.F.	Contract Per S.F.
0 ft. Critical Height rating	\$ 18.60	\$ 15.26	\$ 16.31	\$ 13.37	\$ 14.74	\$ 12.09
4 ft. Critical Height rating	\$ 21.52	\$ 17.65	\$ 18.51	\$ 15.18	\$ 16.67	\$ 13.67
6 ft. Critical Height rating	\$ 23.02	\$ 18.88	\$ 20.00	\$ 16.40	\$ 18.18	\$ 14.90
8 ft. Critical Height rating	\$ 25.31	\$ 20.75	\$ 21.52	\$ 17.65	\$ 20.01	\$ 16.41

Arizona, Arkansas, California, Colorado, Idaho, Iowa, Kansas, Louisiana, Minnesota, Missouri, Montana, Nebraska, Nevada, New Mexico, North Dakota, Oklahoma, Oregon, South Dakota, Texas, Utah, Washington, Wyoming

Playground Turf Installed	1,000-2,000 S.F.		2,001-3,000 S.F.		3,001 S.F. & Over	
	List Price Per S.F.	Contract Per S.F.	List Price Per S.F.	Contract Per S.F.	List Price Per S.F.	Contract Per S.F.
0 ft. Critical Height rating	\$ 19.64	\$ 16.11	\$ 17.23	\$ 14.13	\$ 15.56	\$ 12.76
4 ft. Critical Height rating	\$ 22.73	\$ 18.64	\$ 19.55	\$ 16.03	\$ 17.61	\$ 14.44
6 ft. Critical Height rating	\$ 24.32	\$ 19.94	\$ 21.12	\$ 17.32	\$ 19.20	\$ 15.74
8 ft. Critical Height rating	\$ 26.72	\$ 21.91	\$ 22.73	\$ 18.64	\$ 21.14	\$ 17.33

Surfacing Options:	List Price	USC Price
4" concrete sub-base per sq. ft.	\$ 8.54	\$ 7.00
4" compacted stone sub-base per sq. ft.	\$ 5.16	\$ 4.23
Concrete stone sub-base curbing per lineal foot	\$ 37.16	\$ 28.64
Geo-Textile Cloth (2,250 s.f. per roll)	\$ 627.00	\$ 514.14
4" X 4" X 8 ft. long rubber curbs (terra cotta red, brown, black or	\$ 76.95	\$ 63.10

General Notes:

The USC discount is 18% for Synthetic Turf Safety Surfacing.

Pricing includes delivery and prevailing wages for installation.

Turf is shipped and installed in 15 ft wide by maximum 120 ft long rolls. Allow for roll trim waste.

Site preparation, containment borders and sub-surface materials are specifically excluded.

Sites must be accessible for truck-load delivery and mechanical unloading of materials.

Customer to provide an on-site staging area for material storage.

Pricing excludes waste disposal.

GTIMPAX LIFEFLOOR TILE SAFETY SURFACING FOR WET FLOORS

Lifefloor Material Only	List Price Per Tile	Contract Per Tile
3/16" - 0' CFH	\$ 39.76	\$ 32.60
3/8" - 1' CFH	\$ 55.67	\$ 45.65
7/8" - 4' CFH	\$ 116.65	\$ 95.65

Must be ordered in quantities of 50 tiles.

Must be ordered in quantities of 25 tiles.

Must be ordered in quantities of 12 tiles.

Surfacing Options:	List Price	USC Price
4" concrete sub-base per sq. ft.	\$ 8.54	\$ 7.00
4" compacted stone sub-base per sq. ft.	\$ 5.16	\$ 4.23
Concrete stone sub-base curbing per lineal foot	\$ 37.16	\$ 28.64

General Notes:

The USC discount is 18% for Lifefloor Safety Surfacing.

Pricing includes materials only. Shipping and installation is not included.

Adhesive is not included in above pricing.

Site preparation and sub-surface materials are specifically excluded.

Pricing applies for standard patterns and colors only - all others to be quoted individually.

Customer to provide an on-site staging area for material storage.

Pricing excludes waste disposal.



GameTime Division
 PlayCore Wisconsin, Inc.
 150 Playcore Drive SE
 Fort Payne, AL 35967
 Tel: 800.235.2440

GAMETIME U.S. COMMUNITIES PRICE LIST 1801

Part No.	Part Group	Item Description	Unit	Commercial Price	USC Disc	USC Net Price
3785	49	Playcurbs - Stakes	EA	\$ 16.00	16%	\$ 13.44
4850	54	8" Playcurb Pkg	EA	\$ 50.00	9%	\$ 45.50
4852	42	Playcurb Adapter-L	EA	\$ 85.00	16%	\$ 71.40
4853	42	Playcurb Adapter-R	EA	\$ 85.00	16%	\$ 71.40
4854	42	Accessible Playcurb	EA	\$ 353.00	16%	\$ 296.52
4858	42	Access Playcurb-W/Adap	EA	\$ 504.00	16%	\$ 423.36
4859	42	Access Playcurb-W/Adap-C/O	EA	\$ 857.00	16%	\$ 719.88
4861	48	12" Playcurb Pkg-C/O	EA	\$ 70.00	6%	\$ 65.80
4862	51	Playground Border	EA	\$ 49.00	3%	\$ 47.53
4863	42	Curb Border End Cap	EA	\$ 42.00	16%	\$ 35.28
6215	54	8" Adaptable End Playcurb	EA	\$ 54.00	9%	\$ 49.14
6216	54	8" Adaptable End Playcurb-C/O	EA	\$ 58.00	9%	\$ 52.78
6217	54	12" Adaptable End Playcurb	EA	\$ 54.00	9%	\$ 49.14
38015	48	Nature Curbs	EA	\$ 98.00	6%	\$ 92.12
38016	54	Nature Curbs Adapter Left	EA	\$ 74.00	9%	\$ 67.34
38017	54	Nature Curbs Adapter Right	EA	\$ 74.00	9%	\$ 67.34
161290	20	Geo-Textile 2250 Sqft Roll	EA	\$ 627.00	00	\$ 514.14
161291	20	Geo-Textile 1125 Sqft Roll	EA	\$ 314.00	00	\$ 257.48
161292	20	Wear Mat 44"x48"	EA	\$ 219.00	00	\$ 179.58
161294	20	Terraflow Drain 150ft Roll	EA	\$ 435.00	00	\$ 356.70
209426	20	36" Sq Wear Matt 3/4" Thick	EA	\$ 139.00	00	\$ 113.98

U.S. COMMUNITIES 2018 PRICING SCHEDULE SPECTRUM AQUATICS

Item No.	ITEM DESCRIPTION	MSRP	USC
BATTERY POWERED LIFTS - ADA COMPLIANT			
Motion Trek Family			
153121	MOTION TREK BP 350 W/ ANCHOR	\$ 4,369.26	\$ 3,932.33
153121-DLX	MOTION TREK BP 350 DELUXE W/ ANCHOR	\$ 5,000.65	\$ 4,500.59
163145	MOTION TREK BP 400 W/ ANCHOR	\$ 5,934.86	\$ 5,341.37
163145-DLX	MOTION TREK BP 400 DELUXE W/ ANCHOR	\$ 6,566.25	\$ 5,909.63
163370	MOTION TREK BP 350-NO ANCHOR	\$ 4,122.06	\$ 3,709.85
163370-DLX	MOTION TREK BP 350 DELUXE-NO ANCHOR	\$ 4,734.91	\$ 4,261.42
163371	MOTION TREK BP 400-NO ANCHOR	\$ 5,642.34	\$ 5,078.11
163371-DLX	MOTION TREK BP 400 DELUXE-NO ANCHOR	\$ 6,374.67	\$ 5,737.20
Motion Trek Family Parts and Accessories			
47949	COVER - MOTION TREK	\$ 335.78	\$ 302.20
29901	CART - MOTION TREK	\$ 1,524.40	\$ 1,371.96
28510	ANCHOR KIT - ASPEN/FREEDOM/MOTION TREK	\$ 336.81	\$ 303.13
28515	ANCHOR-ASPEN/ELKHORN-WOOD DECK/ MOTION TREK	\$ 800.31	\$ 720.28
75521	ANCHOR-ASPEN/ELKHORN-SURFACE MOUNT/MOTION TREK	\$ 507.79	\$ 457.01
28550	ANCHOR ADAPTOR 1.9" ID to 2.375"	\$ 323.42	\$ 291.08
163364-238	ANCHOR- MOTION TREK EXTENSION	\$ 1,354.45	\$ 1,219.01
42661	FIXED ANCHOR ASSEMBLY	\$ 79.31	\$ 71.38
153607	BATTERY - MOTION TREK	\$ 258.53	\$ 232.68
152161-MT	LIFT MAINTENANCE KIT - MOTION TREK (32OZ SPECTRA SHIELD, 22OZ SPECTRA CLEAN SYSTEM 1, DISPOSABLE RAGS, SCRATCHLESS SCOTCH-BRITE PAD, BATTERY, DIELECTRIC GREASE)	\$ 419.21	\$ 377.29
153601	CONTROL BOX - MOTION TREK	\$ 515.00	\$ 463.50
153605	CHARGER CRADLE - MOTION TREK	\$ 60.77	\$ 54.69
153604	AC/DC ADAPTER - MOTION TREK	\$ 93.73	\$ 84.36
153600	ACTUATOR - MOTION TREK	\$ 656.11	\$ 590.50
153603	HANDSET - MOTION TREK	\$ 93.73	\$ 84.36
Independence BP 350			
163146	INDEPENDENCE BP 350 W/ ANCHOR	\$ 3,499.94	\$ 3,149.95
163146-S	SPA INDEPENDENCE BP 350 W/ ANCHOR	\$ 3,479.34	\$ 3,131.41
Independence BP 350 Parts and Accessories			
163158	COVER ROYAL BLUE - INDEPENDENCE	\$ 263.68	\$ 237.31
163153	ANCHOR KIT - INDEPENDENCE	\$ 116.39	\$ 104.75
163159	ELECTRONIC COVER - INDEPENDENCE	\$ 152.44	\$ 137.20
163154	LINAK BATTERY - INDEPENDENCE	\$ 253.38	\$ 228.04
163155	LINAK ACTUATOR - INDEPENDENCE	\$ 1,017.64	\$ 915.88

Item No.	ITEM DESCRIPTION	MSRP	USC
163156	LINAK HANDSET -INDEPENDENCE	\$ 182.31	\$ 164.08
163174	BATTERY CHARGER LINAK - INDEPENDENCE	\$ 437.75	\$ 393.98
163157	LINAK CONTROL BOX- INDEPENDENCE	\$ 530.45	\$ 477.41
Traveler Family			
27610	TRAVELER BP 500	\$ 9,016.62	\$ 8,114.96
140290	TRAVELER BP 500 316L	\$14,801.10	\$13,320.99
54129	LONG REACH TRAVELER BP 350	\$ 9,340.04	\$ 8,406.04
Traveler Family Parts and Accessories			
54377	COVER - TRAVELER	\$ 330.63	\$ 297.57
95837	COVER - LONG REACH TRAVELER	\$ 337.84	\$ 304.06
23638	ANCHOR KIT-TRAVELER-6"-BRONZE 1.9"	\$ 189.52	\$ 170.57
54523	TRANSPORT CART - TRAVELER	\$ 1,524.40	\$ 1,371.96
42323	SPINEBOARD ATTACHMENT - TRAVELER	\$ 1,174.20	\$ 1,056.78
42932	WHEELCHAIR ATTACHMENT - TRAVELER	\$ 2,645.04	\$ 2,380.54
143007	WARNER LINEAR BATTERY - TRAVELER	\$ 257.50	\$ 231.75
152161	LIFT MAINTENANCE KIT - TRAVELER	\$ 419.21	\$ 377.29
163364-190	ANCHOR - TRAVELER EXTENSION	\$ 1,395.65	\$ 1,256.09
132055	CONTROL BOX - TRAVELER	\$ 515.00	\$ 463.50
42732	CHARGER - TRAVELER	\$ 173.04	\$ 155.74
42263	ACTUATOR - TRAVELER	\$ 852.84	\$ 767.56
153399	HANDSET - TRAVELER	\$ 107.12	\$ 96.41
Glacier Platform Lifts - ADA Compliant			
163197	GLACIER BP 600 EXTENDED DEPTH - BATTERY POWERED	\$39,248.15	\$35,323.34
26400	GLACIER PLATFORM LIFT WP 600 - WATER POWERED	\$32,516.07	\$29,264.46
Portable Battery Powered Lifts - ADA Compliant			
165600	PORTABLE MOTION TREK BP 300	\$ 8,116.40	\$ 7,304.76
165600-DLX	PORTABLE MOTION TREK BP 300 DLX	\$ 8,322.40	\$ 7,490.16
Portable Parts and Accessories			
61839	COVER - PORTABLE MOTION TREK	\$ 363.59	\$ 327.23
42672	LOCKDOWN ANCHOR KIT - PORTABLE MOTION TREK	\$ 163.77	\$ 147.39
153607	BATTERY - MOTION TREK	\$ 257.50	\$ 231.75
152161-MT	LIFT MAINTENANCE KIT - MOTION TREK	\$ 419.21	\$ 377.29
153601	CONTROL BOX - PORTABLE MOTION TREK	\$ 515.00	\$ 463.50
153605	CHARGER CRADLE - PORTABLE MOTION TREK	\$ 173.04	\$ 155.74
153604	AC/DC ADAPTER - MOTION TREK	\$ 93.73	\$ 84.36
153600	ACTUATOR - MOTION TREK	\$ 656.11	\$ 590.50
153603	HANDSET - MOTION TREK	\$ 107.12	\$ 96.41
Water Powered Lifts - ADA Compliant			
27336	GALLATIN LIFT WP 400	\$ 7,027.69	\$ 6,324.92
27550	LOLO LIFT WP 400	\$ 5,856.58	\$ 5,270.92
WP Parts and Accessories			
27400	ANCHOR-RETROFIT- WP	\$ 461.44	\$ 415.30
27450	ANCHOR-PRESET-WP	\$ 461.44	\$ 415.30
20400	WATER BOX-SWIMLIFT-SS	\$ 448.05	\$ 403.25
27364	COVER-LOLO/GALLATIN WP400	\$ 331.66	\$ 298.49

Item No.	ITEM DESCRIPTION	MSRP	USC
27028	SPECTRA-FORCE BOOSTER SYSTEM	\$ 1,993.05	\$ 1,793.75
Ramps			
28630	ACCESS RAMP-KALISPELL-STAINLESS STEEL	\$13,563.04	\$12,206.74
Manual Powered & Specialty Lift			
28500	ELKHORN-MANUAL LIFT MP 400 (NOT ADA COMPLIANT)	\$ 2,811.90	\$ 2,530.71
28510	ANCHOR KIT-ELKHORN	\$ 336.81	\$ 303.13
28515	ANCHOR-ASPEN/ELKHORN-WOOD DECK	\$ 800.31	\$ 720.28
75521	ANCHOR-ASPEN/ELKHORN-SURFACE MOUNT	\$ 507.79	\$ 457.01
28550	ANCHOR ADAPTOR 1.9" ID TO 2.375"	\$ 323.42	\$ 291.08
42440	SUMMIT LIFT 400 WPM (NOT ADA COMPLIANT)	\$ 3,713.15	\$ 3,341.84
57287	SUMMIT ANCHOR KIT	\$ 233.81	\$ 210.43
Lift Replacement Parts			
54627	TRAVELER LINAK TO WARNER V5	\$ 2,800.57	\$ 2,520.51
42732	WARNER LINEAR CHARGER V4-V5	\$ 173.04	\$ 155.74
143007	WARNER LINEAR WIRED BATTERY V5	\$ 257.50	\$ 231.75
132055	WARNER LINEAR WIRED RECEIVER V5	\$ 515.00	\$ 463.50
42693	WARNER LINEAR TABBED BATTERY V4	\$ 258.53	\$ 232.68
54495	WARNER LINEAR TABBED RECEIVER V4	\$ 515.00	\$ 463.50
153399	WARNER LINEAR TRANSMITTER	\$ 107.12	\$ 96.41
42588	WARNER LINEAR ASPEN/FREEDOM ACTUATOR	\$ 656.11	\$ 590.50
42263	WARNER LINEAR TRAVELER ACTUATOR	\$ 852.84	\$ 767.56
153010	WARNER LINEAR BATTERY FUSE CAP	\$ 13.39	\$ 12.05
133086	FIXED ASPEN/FREEDOM BEARING ASSEMBLY	\$ 602.55	\$ 542.30
75480	ASPEN/FREEDOM MAST ASSEMBLY	\$ 1,073.26	\$ 965.93
133175	PORTABLE ASPEN/FREEDOM BEARING ASSEMBLY	\$ 678.77	\$ 610.89
75481	PORTABLE ASPEN/FREEDOM MAST ASSEMBLY	\$ 1,110.34	\$ 999.31
24629	PORTABLE ASPEN/FREEDOM 5" SWIVEL CASTER	\$ 164.80	\$ 148.32
42838	PORTABLE ASPEN/FREEDOM 5" RIGID CASTER	\$ 161.71	\$ 145.54
132053	ASPEN/FREEDOM ROTATION MOTOR ASSEMBLY	\$ 662.29	\$ 596.06
42871	ASPEN/FREEDOM FLIP-UP FOOTREST	\$ 659.20	\$ 593.28
75559	FIXED ASPEN/FREEDOM HDWR KIT	\$ 144.20	\$ 129.78
75558	PORTABLE ASPEN/FREEDOM HDWR KIT	\$ 144.20	\$ 129.78
10169	ASPEN/FREEDOM SS ANCHOR CAP	\$ 58.71	\$ 52.84
133089	ASPEN/FREEDOM COMPOSITE ANCHOR CAP	\$ 27.81	\$ 25.03
153356	TRAVELER ROTAION MOTOR ASSEMBLY	\$ 678.77	\$ 610.89
42876	TRAVELER SPINDLE ASSEMBLY	\$ 1,597.53	\$ 1,437.78
153068	TRAVELER MAST ASSEMBLY	\$ 4,924.43	\$ 4,431.99
27285	PINTLAR/LOLO/GALLATIN VALVE BODY	\$ 159.65	\$ 143.69
202200-03	PINTLAR/LOLO/GALLATIN VALVE KIT ASSEMBLY	\$ 289.43	\$ 260.49
209203-00	PINTLAR/LOLO/GALLATIN VALVE HANDLE ASSEMBLY	\$ 245.14	\$ 220.63
209217-00	PINTLAR/LOLO/GALLATIN SEAL KIT	\$ 49.44	\$ 44.50
27315	CYLINDER TOP COLLAR	\$ 80.34	\$ 72.31
13900	LOLO/GALLATIN FLIP-UP FOOTREST	\$ 659.20	\$ 593.28
13297	HEAD REST PAD	\$ 51.50	\$ 46.35
13378	SEAT BELT ASSEMBLY	\$ 32.96	\$ 29.66

Item No.	ITEM DESCRIPTION	MSRP	USC
26293	ROTATIONALLY MOLDED SEAT HALF	\$ 183.34	\$ 165.01
202520-00	SL-300 VALVE	\$ 927.00	\$ 834.30
202090-00	SL-300 VALVE HANDLE W/KNOB	\$ 365.65	\$ 329.09
208048-00	SL-300 VALVE LINKAGE ROD	\$ 184.37	\$ 165.93
208049-00	SL-300 SEAL KIT	\$ 61.80	\$ 55.62
72366	ELKHORN RAM	\$ 1,073.26	\$ 965.93
72369	MESH SLING	\$ 94.76	\$ 85.28
44389	OLD GALLATIN SEAT REPLACEMENT	\$ 1,035.15	\$ 931.64
209225-00	DONUT SHIM KIT	\$ 154.50	\$ 139.05
200135-00	2 1/4" ACME BOLT	\$ 225.57	\$ 203.01
26235	4" ACME BOLT	\$ 174.07	\$ 156.66
42644	ADA POOL SIGN	\$ 42.23	\$ 38.01
Single Post Starting Platforms			
57281	FUSION BY SPECTRUM	\$ 5,713.41	\$ 5,142.07
57282	XCELLERATOR® SINGLE POST	\$ 3,636.93	\$ 3,273.24
57283	RECORD BREAKER SINGLE POST	\$ 2,389.60	\$ 2,150.64
57289	QUICK SILVER LOW PROFILE (DOES NOT MEET COMPETITIVE STANDARDS)	\$ 1,820.01	\$ 1,638.01
21654	GRIZZLY SIDE STEP	\$ 2,182.57	\$ 1,964.31
21655	GRIZZLY REAR STEP	\$ 2,182.57	\$ 1,964.31
21653	GROWLER SIDE STEP	\$ 2,389.60	\$ 2,150.64
21657	GROWLER REAR STEP	\$ 2,389.60	\$ 2,150.64
21700	SINGLE POST ANCHOR	\$ 437.75	\$ 393.98
21705	ANCHOR SET TOOL	\$ 162.74	\$ 146.47
	CUSTOM LOGOS/ COLORS/ POWDER COATING	CALL FOR QUOTE	
Dual Post Starting Platforms			
133171	XCELLERATOR® DUAL POST	\$ 3,795.55	\$ 3,416.00
57741	RECORD BREAKER DUAL POST	\$ 2,546.16	\$ 2,291.54
21095	BIGHORN STANDARD	\$ 2,364.88	\$ 2,128.39
21115	BIGHORN LONG REACH	\$ 2,801.60	\$ 2,521.44
21135	COUGAR SIDE STEP	\$ 2,764.52	\$ 2,488.07
21145	COUGAR REAR STEP	\$ 2,764.52	\$ 2,488.07
24070	DUAL POST ANCHOR- 6" w/ CAPS	\$ 292.52	\$ 263.27
24071	DUAL POST ANCHOR- 10" w/ CAPS	\$ 365.65	\$ 329.09
	CUSTOM LOGOS/ COLORS/ POWDER COATING	CALL FOR QUOTE	
Starting Platform Covers			
21400	COVER-STARTING BLOCK SOFT	\$ 328.57	\$ 295.71
153174	COVER-STARTING BLOCK HARD	\$ 219.39	\$ 197.45
Starting Platform Parts			
143186	SPRING PLUNGER REPLACEMENT KIT	\$ 175.10	\$ 157.59
26271	8" X 10" STEP (WHITE)	\$ 118.45	\$ 106.61
26270	23" X 25" FOOTBOARD (WHITE)	\$ 210.12	\$ 189.11
42052	25" X 32" FOOTBOARD (WHITE)	\$ 224.54	\$ 202.09
30000	1.5" X .083" BACKSTROKE BAR CAP	\$ 8.24	\$ 7.42
20046	1" X .120" WEDGE ADJUSTMENT RAIL CAP	\$ 7.21	\$ 6.49

Item No.	ITEM DESCRIPTION	MSRP	USC
21702-04	SINGLE POST ANCHOR CAP	\$ 110.21	\$ 99.19
24061-00	DUAL POST ANCHOR CAP (EA)	\$ 50.47	\$ 45.42
Lane Lines			
550XX	COMPETITOR 4"-60FT, 75FT, 25M, 50M	CALL FOR QUOTE	
551XX	COMPETITOR-4"-25M, 50M W/ DISCS		
55170	COMPETITOR-4"-CUSTOM /FT CUSTOM LENGTH		
55180	COMPETITOR HARDWARE KIT-REEL & SPRING		
552XX	COMPETITOR-6"-60FT, 75FT, 25M, 50M-GOLD MEDAL		
553XX	COMPETITOR-6"-25M, AND 50M W/ DISCS		
558XX	ANTI-WAVE 4 RUNNER 60', 75', 25M, 50M		
558XX	ANTI-WAVE 4 RUNNER 50M W/DISCS		
55840	ANTI-WAVE 4 RUNNER/FT CUSTOM LENGTH		
55845	ANTI-WAVE HARDWARE KIT		
558XX	ANTI-WAVE MAX 60', 75', 25M, 50M		
55870, 5	ANTI-WAVE MAX 50M W/1 OR 2 DISCS		
55880	ANTI-WAVE MAX /FT		
Lane Line Reels & Teaching Platforms			
55525	SHERIDAN LANE LINE STORAGE REEL (HOLDS 720' OF 4" DIAMETER OR 400' OF 6" DIAMETER)	\$ 2,608.99	\$ 2,348.09
55552	SHERIDAN REEL COVER	\$ 425.39	\$ 382.85
82300	TODDLER DOCK	\$ 2,757.31	\$ 2,481.58
Stanchion Posts			
23614	8' STANCHION - 1.90 X .145	\$ 414.06	\$ 372.65
23612	8' STANCHION - 1.90 X .109	\$ 387.28	\$ 348.55
23610	8' STANCHION - 1.90 X .065	\$ 301.79	\$ 271.61
23625	SLIDING RING-STANCHION-1.90" OD	\$ 74.16	\$ 66.74
23624	4'6" STANCHION - 1.90 X .145	\$ 292.52	\$ 263.27
23622	4'6" STANCHION - 1.90 X .109	\$ 278.10	\$ 250.29
23620	4'6" STANCHION - 1.90 X .065	\$ 213.21	\$ 191.89
Therapy Steps - ADA Compliant (Anchors & Escutcheons Sold Separately)			
57920	ADA BOZEMAN 3-TREAD LADDER 1.5 X .120	\$ 4,905.89	\$ 4,415.30
57921	ADA BOZEMAN 4-TREAD LADDER 1.5 X .120	\$ 5,574.36	\$ 5,016.92
57922	ADA BOZEMAN 5-TREAD LADDER 1.5 X .120	\$ 6,131.59	\$ 5,518.43
57923	ADA BOZEMAN 6-TREAD LADDER 1.5 X .120	\$ 6,689.85	\$ 6,020.87
24090	ANCHOR-WEDGE-STAINLESS STEEL-1.5" OD RAILS	\$ 63.86	\$ 57.47
24095	ESCUTCHEON PLATE 1.50"	\$ 22.66	\$ 20.39
Therapy Ladders (Anchors & Escutcheons Sold Separately)			
25013	MISSOULA 3-STEP LADDER 1.5 X .120	\$ 1,424.49	\$ 1,282.04
25019	MISSOULA 4-STEP LADDER 1.5 X .120	\$ 1,506.89	\$ 1,356.20
25025	MISSOULA 5-STEP LADDER 1.5 X .120	\$ 1,673.75	\$ 1,506.38
24090	ANCHOR-WEDGE-STAINLESS STEEL-1.5" OD RAILS	\$ 63.86	\$ 57.47
24095	ESCUTCHEON PLATE 1.50"	\$ 22.66	\$ 20.39
Therapy Rails (Hardware Not Included)			
28702	GROUSE- 1.25 X .065 X 16"	\$ 238.96	\$ 215.06

Item No.	ITEM DESCRIPTION	MSRP	USC
28703	GROUSE- 1.25 X .065 X 18"	\$ 246.17	\$ 221.55
28704	GROUSE - 1.25 X .065 X 24"	\$ 252.35	\$ 227.12
28706	GROUSE- 1.25 X .065 X 32"	\$ 262.65	\$ 236.39
28708	GROUSE- 1.25 X .065 X 48"	\$ 281.19	\$ 253.07
28710	GROUSE 1.50 X .120 X 16"	\$ 281.19	\$ 253.07
28711	GROUSE 1.50 X .120 X 18"	\$ 316.21	\$ 284.59
28712	GROUSE 1.50 X .120 X 32"	\$ 339.90	\$ 305.91
28713	GROUSE 1.50 X .120 X 48"	\$ 381.10	\$ 342.99
28714	HERON 1.50 X .120 X 48"	\$ 440.84	\$ 396.76
28715	HERON 1.50 X .120 X 60"	\$ 463.50	\$ 417.15
28716	HERON 1.50 X .120 X 72"	\$ 501.61	\$ 451.45
28717	HERON 1.50 X .120 X 96"	\$ 568.56	\$ 511.70
28722	HERON- 1.25 X .065 X 48"	\$ 306.94	\$ 276.25
28724	HERON- 1.25 X .065 X 60"	\$ 333.72	\$ 300.35
28725	HERON- 1.25 X .065 X 72"	\$ 359.47	\$ 323.52
28726	HERON- 1.25 X .065 X 96"	\$ 412.00	\$ 370.80
Grab Rails (Pairs)			
37150-26-.065	COHO 26" RAIL - 1.90 X .065	\$ 360.50	\$ 324.45
37150-26-.109	COHO 26" RAIL - 1.90 X .109	\$ 556.20	\$ 500.58
37150-26-.145	COHO 26" RAIL - 1.90 X .145	\$ 668.47	\$ 601.62
37150-26-.083	COHO 26" RAIL - 1.50 X .083	\$ 424.36	\$ 381.92
37150-26-.120	COHO 26" RAIL -1.50 X .120	\$ 598.43	\$ 538.59
35099-26-.065	PIKE ADJ. RAIL - 1.90 X .065	\$ 551.05	\$ 495.95
35099-26-.109	PIKE ADJ. RAIL - 1.90 X .109	\$ 833.27	\$ 749.94
35099-26-.145	PIKE ADJ. RAIL - 1.90 X .145	\$ 954.81	\$ 859.33
35099-26-.083	PIKE ADJ. RAIL - 1.50 X .083	\$ 676.71	\$ 609.04
35099-26-.120	PIKE ADJ. RAIL - 1.50 X .120	\$ 836.36	\$ 752.72
35113-26-.065	BURBOT 26" RAIL - 1.90 X .065	\$ 501.61	\$ 451.45
35113-26-.109	BURBOT 26" RAIL - 1.90 X .109	\$ 775.59	\$ 698.03
35113-26-.145	BURBOT 26" RAIL - 1.90 X .145	\$ 901.25	\$ 811.13
35113-26-.083	BURBOT 26" RAIL - 1.50 X .083	\$ 615.94	\$ 554.35
35113-26-.120	BURBOT 26" RAIL - 1.50 X .120	\$ 705.55	\$ 635.00
35110-30-.065	BURBOT 30" RAIL - 1.90 X .065	\$ 551.05	\$ 495.95
35110-30-.109	BURBOT 30" RAIL - 1.90 X .109	\$ 839.45	\$ 755.51
35110-30-.145	BURBOT 30" RAIL - 1.90 X .145	\$ 979.53	\$ 881.58
35110-30-.083	BURBOT 30" RAIL - 1.50 X .083	\$ 662.29	\$ 596.06
35110-30-.120	BURBOT 30" RAIL - 1.50 X .120	\$ 863.14	\$ 776.83
35117-17-.065	CISCO 17" RAIL - 1.90 X .065	\$ 470.71	\$ 423.64
35117-17-.109	CISCO 17" RAIL - 1.90 X .109	\$ 668.47	\$ 601.62
35117-17-.145	CISCO 17" RAIL - 1.90 X .145	\$ 767.35	\$ 690.62
35117-17-.083	CISCO 17" RAIL - 1.50 X .083	\$ 525.30	\$ 472.77
35117-17-.120	CISCO 17" RAIL - 1.50 X .120	\$ 665.38	\$ 598.84
35121-26-.065	CISCO 26" RAIL - 1.90 X .065	\$ 470.71	\$ 423.64
35121-26-.109	CISCO 26" RAIL - 1.90 X .109	\$ 749.84	\$ 674.86
35121-26-.145	CISCO 26" RAIL - 1.90 X .145	\$ 870.35	\$ 783.32

Item No.	ITEM DESCRIPTION	MSRP	USC
35121-26-.083	CISCO 26" RAIL - 1.50 X .083	\$ 612.85	\$ 551.57
35121-26-.120	CISCO 26" RAIL - 1.50 X .120	\$ 786.92	\$ 708.23
35124-30-.065	CISCO 30" RAIL - 1.90 X .065	\$ 501.61	\$ 451.45
35124-30-.109	CISCO 30" RAIL - 1.90 X .109	\$ 809.58	\$ 728.62
35124-30-.145	CISCO 30" RAIL - 1.90 X .145	\$ 938.33	\$ 844.50
35124-30-.083	CISCO 30" RAIL - 1.50 X .083	\$ 659.20	\$ 593.28
35124-30-.120	CISCO 30" RAIL - 1.50 X .120	\$ 845.63	\$ 761.07
Handrails (Each)			
35005-48-.065	KOKANEE 48" RAIL - 1.90 X .065	\$ 202.91	\$ 182.62
35005-48-.109	KOKANEE 48" RAIL - 1.90 X .109	\$ 352.26	\$ 317.03
35005-48-.145	KOKANEE 48" RAIL - 1.90 X .145	\$ 507.79	\$ 457.01
35005-48-.083	KOKANEE 48" RAIL - 1.50 X .083	\$ 285.31	\$ 256.78
35005-48-.120	KOKANEE 48" RAIL - 1.50 X .120	\$ 404.79	\$ 364.31
35007-60-.065	KOKANEE 60" RAIL - 1.90 X .065	\$ 228.66	\$ 205.79
35007-60-.109	KOKANEE 60" RAIL - 1.90 X .109	\$ 388.31	\$ 349.48
35007-60-.145	KOKANEE 60" RAIL - 1.90 X .145	\$ 567.53	\$ 510.78
35007-60-.083	KOKANEE 60" RAIL - 1.50 X .083	\$ 317.24	\$ 285.52
35007-60-.120	KOKANEE 60" RAIL - 1.50 X .120	\$ 451.14	\$ 406.03
35009-48-.065	3 BEND 48" RAIL - 1.90 X .065	\$ 188.49	\$ 169.64
35009-48-.109	3 BEND 48" RAIL - 1.90 X .109	\$ 323.42	\$ 291.08
35009-48-.145	3 BEND 48" RAIL - 1.90 X .145	\$ 464.53	\$ 418.08
35009-48-.083	3 BEND 48" RAIL - 1.50 X .083	\$ 270.89	\$ 243.80
35009-48-.120	3 BEND 48" RAIL - 1.50 X .120	\$ 381.10	\$ 342.99
35011-60-.065	3 BEND 60" RAIL - 1.90 X .065	\$ 208.06	\$ 187.25
35011-60-.109	3 BEND 60" RAIL - 1.90 X .109	\$ 359.47	\$ 323.52
35011-60-.145	3 BEND 60" RAIL - 1.90 X .145	\$ 515.00	\$ 463.50
35011-60-.083	3 BEND 60" RAIL - 1.50 X .083	\$ 294.58	\$ 265.12
35011-60-.120	3 BEND 60" RAIL - 1.50 X .120	\$ 415.09	\$ 373.58
35013-72-.065	3 BEND 72" RAIL - 1.90 X .065	\$ 225.57	\$ 203.01
35013-72-.109	3 BEND 72" RAIL - 1.90 X .109	\$ 392.43	\$ 353.19
35013-72-.145	3 BEND 72" RAIL - 1.90 X .145	\$ 567.53	\$ 510.78
35013-72-.083	3 BEND 72" RAIL - 1.50 X .083	\$ 328.57	\$ 295.71
35013-72-.120	3 BEND 72" RAIL - 1.50 X .120	\$ 462.47	\$ 416.22
35125-48-.065	2 BEND 48" RAIL - 1.90 X .065	\$ 188.49	\$ 169.64
35125-48-.109	2 BEND 48" RAIL -1.90 X .109	\$ 323.42	\$ 291.08
35125-48-.145	2 BEND 48" RAIL -1.90 X .145	\$ 464.53	\$ 418.08
35125-48-.083	2 BEND 48" RAIL -1.50 X .083	\$ 264.71	\$ 238.24
35125-48-.120	2 BEND 48" RAIL -1.50 X .120	\$ 374.92	\$ 337.43
35126-60-.065	2 BEND 60" RAIL - 1.90 X .065	\$ 208.06	\$ 187.25
35126-60-.109	2 BEND 60" RAIL - 1.90 X .109	\$ 356.38	\$ 320.74
35126-60-.145	2 BEND 60" RAIL - 1.90 X .145	\$ 515.00	\$ 463.50
35126-60-.083	2 BEND 60" RAIL - 1.50 X .083	\$ 291.49	\$ 262.34
35126-60-.120	2 BEND 60" RAIL - 1.50 X .120	\$ 412.00	\$ 370.80
35127-72-.065	2 BEND 72" RAIL - 1.90 X .065	\$ 230.72	\$ 207.65
35127-72-.109	2 BEND 72" RAIL -1.90 X .109	\$ 392.43	\$ 353.19

Item No.	ITEM DESCRIPTION	MSRP	USC
35127-72-.145	2 BEND 72" RAIL -1.90 X .145	\$ 567.53	\$ 510.78
35127-72-.083	2 BEND 72" RAIL -1.50 X .083	\$ 325.48	\$ 292.93
35127-72-.120	2 BEND 72" RAIL -1.50 X .120	\$ 462.47	\$ 416.22
36246-48-.065	VARDEN 48" RAIL - 1.90 X .065	\$ 396.55	\$ 356.90
36246-48-.109	VARDEN 48" RAIL - 1.90 X .109	\$ 584.01	\$ 525.61
36246-48-.145	VARDEN 48" RAIL - 1.90 X .145	\$ 650.96	\$ 585.86
36246-48-.083	VARDEN 48" RAIL - 1.50 X .083	\$ 545.90	\$ 491.31
36246-48-.120	VARDEN 48" RAIL - 1.50 X .120	\$ 665.38	\$ 598.84
36251-60-.065	VARDEN 60" RAIL - 1.90 X .065	\$ 416.12	\$ 374.51
36251-60-.109	VARDEN 60" RAIL - 1.90 X .109	\$ 596.37	\$ 536.73
36251-60-.145	VARDEN 60" RAIL - 1.90 X .145	\$ 865.20	\$ 778.68
36251-60-.083	VARDEN 60" RAIL - 1.50 X .083	\$ 572.68	\$ 515.41
36251-60-.120	VARDEN 60" RAIL - 1.50 X .120	\$ 719.97	\$ 647.97
2-Tread Standard Ladder			
35129-25-.065	25" STANDARD LADDER - 1.90 X .065 2 TREAD	\$ 469.68	\$ 422.71
35129-25-.109	25" STANDARD LADDER - 1.90 X .109 2 TREAD	\$ 618.00	\$ 556.20
35129-25-.145	25" STANDARD LADDER - 1.90 X .145 2 TREAD	\$ 967.17	\$ 870.45
35129-25-.083	25" STANDARD LADDER - 1.50 X .083 2 TREAD	\$ 569.59	\$ 512.63
35129-25-.120	25" STANDARD LADDER - 1.50 X .120 2 TREAD	\$ 762.20	\$ 685.98
35129-27-.065	27" STANDARD LADDER - 1.90 X .065 2 TREAD	\$ 416.12	\$ 374.51
35129-27-.109	27" STANDARD LADDER - 1.90 X .109 2 TREAD	\$ 639.63	\$ 575.67
35129-27-.145	27" STANDARD LADDER - 1.90 X .145 2 TREAD	\$ 989.83	\$ 890.85
35129-27-.083	27" STANDARD LADDER - 1.50 X .083 2 TREAD	\$ 586.07	\$ 527.46
35129-27-.120	27" STANDARD LADDER - 1.50 X .120 2 TREAD	\$ 781.77	\$ 703.59
35129-30-.065	30" STANDARD LADDER - 1.90 X .065 2 TREAD	\$ 439.81	\$ 395.83
35129-30-.109	30" STANDARD LADDER - 1.90 X .109 2 TREAD	\$ 664.35	\$ 597.92
35129-30-.145	30" STANDARD LADDER - 1.90 X .145 2 TREAD	\$ 1,039.27	\$ 935.34
35129-30-.083	30" STANDARD LADDER - 1.50 X .083 2 TREAD	\$ 616.97	\$ 555.27
35129-30-.120	30" STANDARD LADDER - 1.50 X .120 2 TREAD	\$ 820.91	\$ 738.82
35129-36-.065	36" STANDARD LADDER - 1.90 X .065 2 TREAD	\$ 529.42	\$ 476.48
35129-36-.109	36" STANDARD LADDER - 1.90 X .109 2 TREAD	\$ 717.91	\$ 646.12
35129-36-.145	36" STANDARD LADDER - 1.90 X .145 2 TREAD	\$ 1,114.46	\$ 1,003.01
35129-36-.083	36" STANDARD LADDER - 1.50 X .083 2 TREAD	\$ 667.44	\$ 600.70
35129-36-.120	36" STANDARD LADDER - 1.50 X .120 2 TREAD	\$ 881.68	\$ 793.51
3- Tread Standard Ladder			
35131-25-.065	25" STANDARD LADDER - 1.90 X .065 3 TREAD	\$ 529.42	\$ 476.48
35131-25-.109	25" STANDARD LADDER - 1.90 X .109 3 TREAD	\$ 726.15	\$ 653.54
35131-25-.145	25" STANDARD LADDER - 1.90 X .145 3 TREAD	\$ 1,124.76	\$ 1,012.28
35131-25-.083	25" STANDARD LADDER - 1.50 X .083 3 TREAD	\$ 671.56	\$ 604.40
35131-25-.120	25" STANDARD LADDER - 1.50 X .120 3 TREAD	\$ 888.89	\$ 800.00
35131-27-.065	27" STANDARD LADDER - 1.90 X .065 3 TREAD	\$ 504.70	\$ 454.23
35131-27-.109	27" STANDARD LADDER - 1.90 X .109 3 TREAD	\$ 753.96	\$ 678.56
35131-27-.145	27" STANDARD LADDER - 1.90 X .145 3 TREAD	\$ 1,169.05	\$ 1,052.15
35131-27-.083	27" STANDARD LADDER - 1.50 X .083 3 TREAD	\$ 705.55	\$ 635.00
35131-27-.120	27" STANDARD LADDER - 1.50 X .120 3 TREAD	\$ 923.91	\$ 831.52

Item No.	ITEM DESCRIPTION	MSRP	USC
35131-30-.065	30" STANDARD LADDER - 1.90 X .065 3 TREAD	\$ 619.03	\$ 557.13
35131-30-.109	30" STANDARD LADDER - 1.90 X .109 3 TREAD	\$ 762.20	\$ 685.98
35131-30-.145	30" STANDARD LADDER - 1.90 X .145 3 TREAD	\$ 1,180.38	\$ 1,062.34
35131-30-.083	30" STANDARD LADDER - 1.50 X .083 3 TREAD	\$ 709.67	\$ 638.70
35131-30-.120	30" STANDARD LADDER - 1.50 X .120 3 TREAD	\$ 934.21	\$ 840.79
35131-36-.065	36" STANDARD LADDER - 1.90 X .065 3 TREAD	\$ 619.03	\$ 557.13
35131-36-.109	36" STANDARD LADDER - 1.90 X .109 3 TREAD	\$ 826.06	\$ 743.45
35131-36-.145	36" STANDARD LADDER - 1.90 X .145 3 TREAD	\$ 1,271.02	\$ 1,143.92
35131-36-.083	36" STANDARD LADDER - 1.50 X .083 3 TREAD	\$ 781.77	\$ 703.59
35131-36-.120	36" STANDARD LADDER - 1.50 X .120 3 TREAD	\$ 1,013.52	\$ 912.17
4- Tread Standard Ladder			
35133-25-.065	25" STANDARD LADDER - 1.90 X .065 4 TREAD	\$ 616.97	\$ 555.27
35133-25-.109	25" STANDARD LADDER - 1.90 X .109 4 TREAD	\$ 835.33	\$ 751.80
35133-25-.145	25" STANDARD LADDER - 1.90 X .145 4 TREAD	\$ 1,287.50	\$ 1,158.75
35133-25-.083	25" STANDARD LADDER - 1.50 X .083 4 TREAD	\$ 793.10	\$ 713.79
35133-25-.120	25" STANDARD LADDER - 1.50 X .120 4 TREAD	\$ 1,019.70	\$ 917.73
35133-27-.065	27" STANDARD LADDER - 1.90 X .065 4 TREAD	\$ 584.01	\$ 525.61
35133-27-.109	27" STANDARD LADDER - 1.90 X .109 4 TREAD	\$ 862.11	\$ 775.90
35133-27-.145	27" STANDARD LADDER - 1.90 X .145 4 TREAD	\$ 1,323.55	\$ 1,191.20
35133-27-.083	27" STANDARD LADDER - 1.50 X .083 4 TREAD	\$ 809.58	\$ 728.62
35133-27-.120	27" STANDARD LADDER - 1.50 X .120 4 TREAD	\$ 1,053.69	\$ 948.32
35133-30-.065	30" STANDARD LADDER - 1.90 X .065 4 TREAD	\$ 612.85	\$ 551.57
35133-30-.109	30" STANDARD LADDER - 1.90 X .109 4 TREAD	\$ 897.13	\$ 807.42
35133-30-.145	30" STANDARD LADDER - 1.90 X .145 4 TREAD	\$ 1,375.05	\$ 1,237.55
35133-30-.083	30" STANDARD LADDER - 1.50 X .083 4 TREAD	\$ 850.78	\$ 765.70
35133-30-.120	30" STANDARD LADDER - 1.50 X .120 4 TREAD	\$ 1,094.89	\$ 985.40
35133-36-.065	36" STANDARD LADDER - 1.90 X .065 4 TREAD	\$ 620.06	\$ 558.05
35133-36-.109	36" STANDARD LADDER - 1.90 X .109 4 TREAD	\$ 910.52	\$ 819.47
35133-36-.145	36" STANDARD LADDER - 1.90 X .145 4 TREAD	\$ 1,397.71	\$ 1,257.94
35133-36-.083	36" STANDARD LADDER - 1.50 X .083 4 TREAD	\$ 862.11	\$ 775.90
35133-36-.120	36" STANDARD LADDER - 1.50 X .120 4 TREAD	\$ 1,113.43	\$ 1,002.09
5 - Tread Standard Ladder			
35135-25-.065	25" STANDARD LADDER - 1.90 X .065 5 TREAD	\$ 641.69	\$ 577.52
35135-25-.109	25" STANDARD LADDER - 1.90 X .109 5 TREAD	\$ 943.48	\$ 849.13
35135-25-.145	25" STANDARD LADDER - 1.90 X .145 5 TREAD	\$ 1,446.12	\$ 1,301.51
35135-25-.083	25" STANDARD LADDER - 1.50 X .083 5 TREAD	\$ 888.89	\$ 800.00
35135-25-.120	25" STANDARD LADDER - 1.50 X .120 5 TREAD	\$ 1,151.54	\$ 1,036.39
35135-27-.065	27" STANDARD LADDER - 1.90 X .065 5 TREAD	\$ 733.36	\$ 660.02
35135-27-.109	27" STANDARD LADDER - 1.90 X .109 5 TREAD	\$ 972.32	\$ 875.09
35135-27-.145	27" STANDARD LADDER - 1.90 X .145 5 TREAD	\$ 1,490.41	\$ 1,341.37
35135-27-.083	27" STANDARD LADDER - 1.50 X .083 5 TREAD	\$ 923.91	\$ 831.52
35135-27-.120	27" STANDARD LADDER - 1.50 X .120 5 TREAD	\$ 1,188.62	\$ 1,069.76
35135-30-.065	30" STANDARD LADDER - 1.90 X .065 5 TREAD	\$ 693.19	\$ 623.87
35135-30-.109	30" STANDARD LADDER - 1.90 X .109 5 TREAD	\$ 1,005.28	\$ 904.75
35135-30-.145	30" STANDARD LADDER - 1.90 X .145 5 TREAD	\$ 1,536.76	\$ 1,383.08

Item No.	ITEM DESCRIPTION	MSRP	USC
35135-30-.083	30" STANDARD LADDER - 1.50 X .083 5 TREAD	\$ 957.90	\$ 862.11
35135-30-.120	30" STANDARD LADDER - 1.50 X .120 5 TREAD	\$ 1,226.73	\$ 1,104.06
35135-36-.065	36" STANDARD LADDER - 1.90 X .065 5 TREAD	\$ 724.09	\$ 651.68
35135-36-.109	36" STANDARD LADDER - 1.90 X .109 5 TREAD	\$ 1,045.45	\$ 940.91
35135-36-.145	36" STANDARD LADDER - 1.90 X .145 5 TREAD	\$ 1,597.53	\$ 1,437.78
35135-36-.083	36" STANDARD LADDER - 1.50 X .083 5 TREAD	\$ 999.10	\$ 899.19
35135-36-.120	36" STANDARD LADDER - 1.50 X .120 5 TREAD	\$ 1,275.14	\$ 1,147.63
2 - Tread Heavy Duty Ladder (Cross Brace)			
36178-25-.065	25" HEAVY DUTY LADDER - 1.90 X .065 2 TREAD	\$ 732.33	\$ 659.10
36178-25-.109	25" HEAVY DUTY LADDER - 1.90 X .109 2 TREAD	\$ 1,006.31	\$ 905.68
36178-25-.145	25" HEAVY DUTY LADDER - 1.90 X .145 2 TREAD	\$ 1,315.31	\$ 1,183.78
36178-25-.083	25" HEAVY DUTY LADDER - 1.50 X .083 2 TREAD	\$ 796.19	\$ 716.57
36178-25-.120	25" HEAVY DUTY LADDER - 1.50 X .120 2 TREAD	\$ 1,034.12	\$ 930.71
36178-27-.065	27" HEAVY DUTY LADDER - 1.90 X .065 2 TREAD	\$ 756.02	\$ 680.42
36178-27-.109	27" HEAVY DUTY LADDER - 1.90 X .109 2 TREAD	\$ 1,047.51	\$ 942.76
36178-27-.145	27" HEAVY DUTY LADDER - 1.90 X .145 2 TREAD	\$ 1,366.81	\$ 1,230.13
36178-27-.083	27" HEAVY DUTY LADDER - 1.50 X .083 2 TREAD	\$ 834.30	\$ 750.87
36178-27-.120	27" HEAVY DUTY LADDER - 1.50 X .120 2 TREAD	\$ 1,079.44	\$ 971.50
36178-30-.065	30" HEAVY DUTY LADDER - 1.90 X .065 2 TREAD	\$ 705.55	\$ 635.00
36178-30-.109	30" HEAVY DUTY LADDER - 1.90 X .109 2 TREAD	\$ 1,103.13	\$ 992.82
36178-30-.145	30" HEAVY DUTY LADDER - 1.90 X .145 2 TREAD	\$ 1,433.76	\$ 1,290.38
36178-30-.083	30" HEAVY DUTY LADDER - 1.50 X .083 2 TREAD	\$ 881.68	\$ 793.51
36178-30-.120	30" HEAVY DUTY LADDER - 1.50 X .120 2 TREAD	\$ 1,134.03	\$ 1,020.63
36178-36-.065	36" HEAVY DUTY LADDER - 1.90 X .065 2 TREAD	\$ 719.97	\$ 647.97
36178-36-.109	36" HEAVY DUTY LADDER - 1.90 X .109 2 TREAD	\$ 1,148.45	\$ 1,033.61
36178-36-.145	36" HEAVY DUTY LADDER - 1.90 X .145 2 TREAD	\$ 1,533.67	\$ 1,380.30
36178-36-.083	36" HEAVY DUTY LADDER - 1.50 X .083 2 TREAD	\$ 937.30	\$ 843.57
36178-36-.120	36" HEAVY DUTY LADDER - 1.50 X .120 2 TREAD	\$ 1,206.13	\$ 1,085.52
3 - Tread Heavy Duty Ladder (Cross Brace)			
36399-25-.065	25" HEAVY DUTY LADDER - 1.90 X .065 3 TREAD	\$ 799.28	\$ 719.35
36399-25-.109	25" HEAVY DUTY LADDER - 1.90 X .109 3 TREAD	\$ 1,134.03	\$ 1,020.63
36399-25-.145	25" HEAVY DUTY LADDER - 1.90 X .145 3 TREAD	\$ 1,478.05	\$ 1,330.25
36399-25-.083	25" HEAVY DUTY LADDER - 1.50 X .083 3 TREAD	\$ 903.31	\$ 812.98
36399-25-.120	25" HEAVY DUTY LADDER - 1.50 X .120 3 TREAD	\$ 1,163.90	\$ 1,047.51
36399-27-.065	27" HEAVY DUTY LADDER - 1.90 X .065 3 TREAD	\$ 787.95	\$ 709.16
36399-27-.109	27" HEAVY DUTY LADDER - 1.90 X .109 3 TREAD	\$ 1,178.32	\$ 1,060.49
36399-27-.145	27" HEAVY DUTY LADDER - 1.90 X .145 3 TREAD	\$ 1,529.55	\$ 1,376.60
36399-27-.083	27" HEAVY DUTY LADDER - 1.50 X .083 3 TREAD	\$ 944.51	\$ 850.06
36399-27-.120	27" HEAVY DUTY LADDER - 1.50 X .120 3 TREAD	\$ 1,206.13	\$ 1,085.52
36399-30-.065	30" HEAVY DUTY LADDER - 1.90 X .065 3 TREAD	\$ 807.52	\$ 726.77
36399-30-.109	30" HEAVY DUTY LADDER - 1.90 X .109 3 TREAD	\$ 1,185.53	\$ 1,066.98
36399-30-.145	30" HEAVY DUTY LADDER - 1.90 X .145 3 TREAD	\$ 1,545.00	\$ 1,390.50
36399-30-.083	30" HEAVY DUTY LADDER - 1.50 X .083 3 TREAD	\$ 957.90	\$ 862.11
36399-30-.120	30" HEAVY DUTY LADDER - 1.50 X .120 3 TREAD	\$ 1,232.91	\$ 1,109.62
36399-36-.065	36" HEAVY DUTY LADDER - 1.90 X .065 3 TREAD	\$ 821.94	\$ 739.75

Item No.	ITEM DESCRIPTION	MSRP	USC
36399-36-.109	36" HEAVY DUTY LADDER - 1.90 X .109 3 TREAD	\$ 1,262.78	\$ 1,136.50
36399-36-.145	36" HEAVY DUTY LADDER - 1.90 X .145 3 TREAD	\$ 1,691.26	\$ 1,522.13
36399-36-.083	36" HEAVY DUTY LADDER - 1.50 X .083 3 TREAD	\$ 1,047.51	\$ 942.76
36399-36-.120	36" HEAVY DUTY LADDER - 1.50 X .120 3 TREAD	\$ 1,336.94	\$ 1,203.25
4 - Tread Heavy Duty Ladder (Cross Brace)			
36401-25-.065	25" HEAVY DUTY LADDER - 1.90 X .065 4 TREAD	\$ 868.29	\$ 781.46
36401-25-.109	25" HEAVY DUTY LADDER - 1.90 X .109 4 TREAD	\$ 1,264.84	\$ 1,138.36
36401-25-.145	25" HEAVY DUTY LADDER - 1.90 X .145 4 TREAD	\$ 1,640.79	\$ 1,476.71
36401-25-.083	25" HEAVY DUTY LADDER - 1.50 X .083 4 TREAD	\$ 1,013.52	\$ 912.17
36401-25-.120	25" HEAVY DUTY LADDER - 1.50 X .120 4 TREAD	\$ 1,298.83	\$ 1,168.95
36401-27-.065	27" HEAVY DUTY LADDER - 1.90 X .065 4 TREAD	\$ 888.89	\$ 800.00
36401-27-.109	27" HEAVY DUTY LADDER - 1.90 X .109 4 TREAD	\$ 1,301.92	\$ 1,171.73
36401-27-.145	27" HEAVY DUTY LADDER - 1.90 X .145 4 TREAD	\$ 1,687.14	\$ 1,518.43
36401-27-.083	27" HEAVY DUTY LADDER - 1.50 X .083 4 TREAD	\$ 1,050.60	\$ 945.54
36401-27-.120	27" HEAVY DUTY LADDER - 1.50 X .120 4 TREAD	\$ 1,336.94	\$ 1,203.25
36401-30-.065	30" HEAVY DUTY LADDER - 1.90 X .065 4 TREAD	\$ 908.46	\$ 817.61
36401-30-.109	30" HEAVY DUTY LADDER - 1.90 X .109 4 TREAD	\$ 1,357.54	\$ 1,221.79
36401-30-.145	30" HEAVY DUTY LADDER - 1.90 X .145 4 TREAD	\$ 1,714.95	\$ 1,543.46
36401-30-.083	30" HEAVY DUTY LADDER - 1.50 X .083 4 TREAD	\$ 1,094.89	\$ 985.40
36401-30-.120	30" HEAVY DUTY LADDER - 1.50 X .120 4 TREAD	\$ 1,391.53	\$ 1,252.38
36401-36-.065	36" HEAVY DUTY LADDER - 1.90 X .065 4 TREAD	\$ 921.85	\$ 829.67
36401-36-.109	36" HEAVY DUTY LADDER - 1.90 X .109 4 TREAD	\$ 1,411.10	\$ 1,269.99
36401-36-.145	36" HEAVY DUTY LADDER - 1.90 X .145 4 TREAD	\$ 1,854.00	\$ 1,668.60
36401-36-.083	36" HEAVY DUTY LADDER - 1.50 X .083 4 TREAD	\$ 1,154.63	\$ 1,039.17
36401-36-.120	36" HEAVY DUTY LADDER - 1.50 X .120 4 TREAD	\$ 1,467.75	\$ 1,320.98
5 - Tread Heavy Duty Ladder (Cross Brace)			
36403-25-.065	25" HEAVY DUTY LADDER - 1.90 X .065 5 TREAD	\$ 1,000.13	\$ 900.12
36403-25-.109	25" HEAVY DUTY LADDER - 1.90 X .109 5 TREAD	\$ 1,391.53	\$ 1,252.38
36403-25-.145	25" HEAVY DUTY LADDER - 1.90 X .145 5 TREAD	\$ 1,801.47	\$ 1,621.32
36403-25-.083	25" HEAVY DUTY LADDER - 1.50 X .083 5 TREAD	\$ 1,126.82	\$ 1,014.14
36403-25-.120	25" HEAVY DUTY LADDER - 1.50 X .120 5 TREAD	\$ 1,426.55	\$ 1,283.90
36403-27-.065	27" HEAVY DUTY LADDER - 1.90 X .065 5 TREAD	\$ 980.56	\$ 882.50
36403-27-.109	27" HEAVY DUTY LADDER - 1.90 X .109 5 TREAD	\$ 1,432.73	\$ 1,289.46
36403-27-.145	27" HEAVY DUTY LADDER - 1.90 X .145 5 TREAD	\$ 1,854.00	\$ 1,668.60
36403-27-.083	27" HEAVY DUTY LADDER - 1.50 X .083 5 TREAD	\$ 1,163.90	\$ 1,047.51
36403-27-.120	27" HEAVY DUTY LADDER - 1.50 X .120 5 TREAD	\$ 1,470.84	\$ 1,323.76
36403-30-.065	30" HEAVY DUTY LADDER - 1.90 X .065 5 TREAD	\$ 999.10	\$ 899.19
36403-30-.109	30" HEAVY DUTY LADDER - 1.90 X .109 5 TREAD	\$ 1,484.23	\$ 1,335.81
36403-30-.145	30" HEAVY DUTY LADDER - 1.90 X .145 5 TREAD	\$ 1,917.86	\$ 1,726.07
36403-30-.083	30" HEAVY DUTY LADDER - 1.50 X .083 5 TREAD	\$ 1,206.13	\$ 1,085.52
36403-30-.120	30" HEAVY DUTY LADDER - 1.50 X .120 5 TREAD	\$ 1,523.37	\$ 1,371.03
36403-36-.065	36" HEAVY DUTY LADDER - 1.90 X .065 5 TREAD	\$ 1,010.43	\$ 909.39
36403-36-.109	36" HEAVY DUTY LADDER - 1.90 X .109 5 TREAD	\$ 1,561.48	\$ 1,405.33
36403-36-.145	36" HEAVY DUTY LADDER - 1.90 X .145 5 TREAD	\$ 2,015.71	\$ 1,814.14
36403-36-.083	36" HEAVY DUTY LADDER - 1.50 X .083 5 TREAD	\$ 1,267.93	\$ 1,141.14

Item No.	ITEM DESCRIPTION	MSRP	USC
36403-36-.120	36" HEAVY DUTY LADDER - 1.50 X .120 5 TREAD	\$ 1,602.68	\$ 1,442.41
Ladder Treads & Replacement Ladder Parts			
24411-00	LADDER TREAD HDPE 20" X 1.50 W/HDWR	\$ 140.08	\$ 126.07
24412-00	LADDER TREAD HDPE 20" X 1.90 W/HDWR	\$ 143.17	\$ 128.85
24413-00	LADDER TREAD ABS 26" X 1.90 15DEG W/HDWR	\$ 132.87	\$ 119.58
24414-00	LADDER TREAD ABS 22" X 1.90 15DEG WHDWR	\$ 138.02	\$ 124.22
556260-03	LADDER TREAD ABS 26" X 1.50 15DEG	\$ 132.87	\$ 119.58
30040	LADDER TREAD ABS 22" X 1.50 15DEG	\$ 138.02	\$ 124.22
44986	STEP TREAD 20" UNIVERSAL	\$ 67.98	\$ 61.18
57915	BOZEMAN REPLACEMENT STEP	\$ 256.47	\$ 230.82
77107	LADDER TREAD SS 20" X 1.50	\$ 101.97	\$ 91.77
35086	LADDER TREAD SS 20" X 1.90	\$ 101.97	\$ 91.77
16644	LADDER BUMPER MALE 1.90	\$ 16.48	\$ 14.83
30038	LADDER BUMPER FEMALE 1.50	\$ 16.48	\$ 14.83
30021	LADDER BUMPER FEMALE 1.90	\$ 16.48	\$ 14.83
Dive Stands & Anchors			
22121	DIVESTAND-CHEYENNE-1M-1.90 REAR	\$14,063.62	\$12,657.26
22140	KIT-ANCHOR-CHEYENNE-1M & 1/2M - 1.90 REAR	\$ 1,297.80	\$ 1,168.02
22123	DIVESTAND-CHEYENNE-1M-1.90 SIDE	\$14,475.62	\$13,028.06
22160	KIT-ANCHOR-CHEYENNE-1M & 1/2M-1.90 SIDE	\$ 1,414.19	\$ 1,272.77
22131	DIVESTAND-CHEYENNE-3M-1.90 REAR	CALL FOR QUOTE	
22150	KIT-ANCH-CHEYENNE-3M-1.90-REAR		
22133	DIVESTAND-CHEYENNE-3M-1.90 SIDE		
22170	KIT-ANCH-CHEYENNE-3M-1.9"-SIDE		
47061	DIVESTAND 1/2, 2/3 & 3/4 METER-REAR	\$ 9,729.38	\$ 8,756.44
47062	DIVESTAND 1/2, 2/3 & 3/4 METER-SIDE	\$ 9,846.80	\$ 8,862.12
19177	ANCHOR-SHALLOW DECK-1/2, 2/3 & 3/4 -REAR	\$ 1,414.19	\$ 1,272.77
22010	70-231-300 DIVESTAND-DURAFIRM-3M -REAR	CALL FOR QUOTE	
22030	70-231-400 DIVESTAND DURAFIRM-1M -REAR		
22020	70-231-900 DURAFIRM-ANCHOR-BRONZE- SET OF 8		
22060	70-231-520 DIVESTAND DURAFIRM-SHORT STAND W/ HANDRAILS		
22090	70-231-524 DIVESTAND DURAFIRM-SHORT STAND NO HANDRAILS		
22100	70-231-900 ANCHOR-BRONZE-SET OF 6		
Dive Boards & Accessories			
22300	DIVE BOARD-FIBERGLASS-COMMERCIAL-10'	CALL FOR QUOTE	
22310	DIVE BOARD-FIBERGLASS-COMMERCIAL-12'		
22320	DIVE BOARD-FIBERGLASS-COMMERCIAL-14'		
22330	DIVE BOARD-FIBERGLASS-COMMERCIAL-16'		
22400	DIVE BOARD-ALUMINUM-10'		
22410	DIVE BOARD-ALUMINUM-12'		
22420	DIVE BOARD-ALUMINUM-14'		
22430	DIVE BOARD-ALUMINUM-16'		
22210	66-231-324 DIVE BOARD-DURAFLEX 14'		
22220	66-231-326 DIVE BOARD-DURAFLEX 16'		
22240	66-231-330 MAXIFLEX B 16' DIVE BOARD		

Item No.	ITEM DESCRIPTION	MSRP	USC
Permanent Lifeguard Chairs & Anchors			
20065	GUARD CHAIR-HYALITE-1.90 X .065	\$ 4,590.71	\$ 4,131.64
57308	GUARD CHAIR- 5' STIMSON-1.90 X .065	\$ 4,237.42	\$ 3,813.68
20013	ANCH KIT-GUARD CHAIR-HYALITE/STIMSON	\$ 192.61	\$ 173.35
20085	GUARD CHAIR-SAPPHIRE-1.90 X .065	\$ 2,766.58	\$ 2,489.92
20021	ANCHOR-GUARD CHAIR-SAPPHIRE	\$ 104.03	\$ 93.63
Mendota Lifeguard Chairs (wheel kit sold separately)			
42022	GUARD CHAIR-MENDOTA 36" (RECYCLED PLASTIC)	\$ 654.05	\$ 588.65
45023	GUARD CHAIR-MENDOTA 48" (RECYCLED PLASTIC)	\$ 816.79	\$ 735.11
47747	GUARD CHAIR-MENDOTA 60" (RECYCLED PLASTIC)	\$ 1,060.90	\$ 954.81
54481	GUARD CHAIR-MENDOTA 60" SIDE STEP (RECYCLED PLASTIC)	\$ 1,713.92	\$ 1,542.53
20180	BALLAST TANK - MENDOTA GUARD CHAIR	\$ 319.30	\$ 287.37
47710	MENDOTA WHEEL KIT	\$ 82.40	\$ 74.16
Moveable Lifeguard Chairs (includes wheel kit)			
20140	5' DISCOVERY GUARD CHAIR-1.90 X .065	\$ 4,062.32	\$ 3,656.09
20160	6' DISCOVERY GUARD CHAIR-1.90 X .065	\$ 4,355.87	\$ 3,920.28
20170	8' DISCOVERY GUARD CHAIR-1.90 X .065	\$ 4,849.24	\$ 4,364.32
20145	DISCOVERY GUARD CHAIR-BALLAST ASSEMBLY	\$ 455.26	\$ 409.73
20110	4' MARSHALL GUARD CHAIR-1.90 X .065	\$ 2,270.12	\$ 2,043.11
20100	6' MARSHALL GUARD CHAIR-1.90 X .065	\$ 2,706.84	\$ 2,436.16
20148	MARSHALL GUARD CHAIR-BALLAST ASSEMBLY	\$ 455.26	\$ 409.73
20211	36" TORREY II GUARD CHAIR-1.90 X .065	\$ 3,296.00	\$ 2,966.40
20214	42" TORREY II GUARD CHAIR-1.90 X .065	\$ 3,463.89	\$ 3,117.50
20215	48" TORREY II GUARD CHAIR-1.90 X .065	\$ 4,060.26	\$ 3,654.23
20121	HILGARD GUARD CHAIR-1.50 X .083	\$ 5,766.97	\$ 5,190.27
40923	OBSERVATION STATION GUARD CHAIR-1.50 X .083	\$ 5,766.97	\$ 5,190.27
Lifeguard Chair Parts			
29914	FOLDING SEAT	\$ 326.51	\$ 293.86
77119	QUICK DISCONNECT SWIVEL ASSEMBLY	\$ 95.79	\$ 86.21
20295-00	ADAPTER PLATE W/SWIVEL	\$ 479.98	\$ 431.98
555206-03	24" X 36" COMPOSITE FOOTBOARD	\$ 638.60	\$ 574.74
36457	29.5" X 42" COMPOSITE FOOTBOARD	\$ 774.56	\$ 697.10
68140	DISCOVERY UMBRELLA HOLDER	\$ 184.37	\$ 165.93
208007-00	HILGARD UMBRELLA HOLDER	\$ 186.43	\$ 167.79
208070-00	SAPPHIRE UMBRELLA HOLDER	\$ 181.28	\$ 163.15
47739	HYALITE UMBRELLA HOLDER	\$ 169.95	\$ 152.96
47743	TORREY II UMBRELLA HOLDER	\$ 99.91	\$ 89.92
16649	1.90 RUBBER FOOT PAD	\$ 29.87	\$ 26.88
16634	TREE CLIP BLACK	\$ 6.18	\$ 5.56
30002	6" RUBBER WHEEL	\$ 36.05	\$ 32.45
30044	1.90 X .065" TUBE CAP	\$ 15.45	\$ 13.91
Pool Slides			
133100	POOL SLIDE 4' 8" - SINGLE FLUME - RIGHT - REAR STAIR	\$27,948.02	\$25,153.22
133020	POOL SLIDE 4'8" - SINGLE FLUME - CENTER - REAR STAIR	\$27,948.02	\$25,153.22
133003	POOL SLIDE 4'8" - SINGLE FLUME - LEFT - REAR STAIR	\$27,948.02	\$25,153.22

Item No.	ITEM DESCRIPTION	MSRP	USC
133420	POOL SLIDE 4'8"- SINGLE FLUME - STRAIGHT - RIGHT HAND STAIRS	\$27,948.02	\$25,153.22
133403	POOL SLIDE 4'8"- SINGLE FLUME - ANGLE - RIGHT HAND STAIRS	\$27,948.02	\$25,153.22
133502	POOL SLIDE 4'8"- SINGLE FLUME - STRAIGHT - LEFT HAND STAIRS	\$27,948.02	\$25,153.22
133510	POOL SLIDE 4'8"- SINGLE FLUME - ANGLE - LEFT HAND STAIRS	\$27,948.02	\$25,153.22
133423	POOL SLIDE 4'8"- DOUBLE FLUME - RIGHT HAND STAIRS	\$29,068.66	\$26,161.79
133512	POOL SLIDE 4'4"- DOUBLE FLUME - LEFT HAND STAIRS	\$29,068.66	\$26,161.79
133120	POOL SLIDE 4'8"- DOUBLE FLUME - SLIDES ON RIGHT & CENTER - REAR STAIR	\$29,068.66	\$26,161.79
133023	POOL SLIDE 4'8"- DOUBLE FLUME - SLIDES ON LEFT & CENTER - REAR STAIR	\$29,068.66	\$26,161.79
133103	POOL SLIDE 4'8"- DOUBLE FLUME - SLIDES ON RIGHT & LEFT REAR STAIR	\$29,068.66	\$26,161.79
133123	POOL SLIDE 4'8"- TRIPLE FLUME - REAR STAIR	\$31,308.91	\$28,178.02
135150	ULTIMATE SLIDE 8'- 8" - DOUBLE FLUME	\$43,730.71	\$39,357.64
140900	ULTIMATE SLIDE 8'- 8" - SINGLE FLUME - LEFT	\$42,560.63	\$38,304.57
140901	ULTIMATE SLIDE 8'- 8" - SINGLE FLUME - RIGHT	\$42,560.63	\$38,304.57
Water Polo Goals			
84241	CLUB FLOATING GOAL	CALL FOR QUOTE	
84230	ODYSSEY FLOATING GOAL		
42613	UNIVERSAL WALL GOAL		
57436	FLIPFLOAT FOLDING GOAL		
42614	SPLASHBALL FOLDING GOAL		
AW0730	WATER POLO STARTING RING		
84299	DAWSON WATER POLO GOAL CAGE (ANCHORS SOLD SEPARATELY PART # 23638)	\$ 3,354.71	\$ 3,019.24
84298	SUPPORT LEGS 7"-SETBACK-DAWSON	\$ 472.77	\$ 425.49
84297	SUPPORT LEGS-30"-SETBACK-DAWSON	\$ 648.90	\$ 584.01
84294	SUPPORT LEGS-36"-SETBACK-DAWSON	\$ 707.61	\$ 636.85
Basetball Hoops			
57827	BASKETBALL HOOP - DUAL POST	\$ 1,414.19	\$ 1,272.77
24060	STAINLESS STEEL ANCHORS (2 REQUIRED FOR 57827)	\$ 78.28	\$ 70.45
133058	ADJUSTABLE BASKETBALL HOOP - SINGLE POST	\$ 5,628.95	\$ 5,066.06
143094	J-BOLT ANCHOR FOR SINGLE POST HOOP	\$ 81.37	\$ 73.23
Pool & Spa Thermal Covers			
47129-P	STANDARD POOL COVER	CALL FOR QUOTE	
47129-PP	STANDARD POOL COVER (INCLUDES: CUT OUTS, ROUNDED CORNERS AND/OR SLIGHT IRREGULARITIES)		
47129-I	IRREGULAR POOL COVER (CAD DRAWING PROVIDED TO SPECTRUM)		
47129-IT	IRREGULAR POOL COVER (WITH TEMPLATE PROVIDED BY CUSTOMER)		
47129-S	STANDARD SPA COVER (INCLUDES: UP TO 2 RAIL CUT OUTS)		
47129-ST	IRREGULAR SPA COVER (WITH TEMPLATE PROVIDED BY CUSTOMER)		
47129-SI	IRREGULAR SPA COVER (CAD DRAWING PROVIDED TO SPECTRUM)		

Item No.	ITEM DESCRIPTION	MSRP	USC
500019	10'X10' SPA SHEET (UNEDGED-CUSTOMER CUT TO SIZE)	\$ 296.64	\$ 266.98
500020	15'X15' SPA SHEET (UNEDGED-CUSTOMER CUT TO SIZE)	\$ 590.19	\$ 531.17
Thermal Cover Storage & Accessories			
50120	BITTERROOT SINGLE WINDER	\$ 6,741.35	\$ 6,067.22
50190	SINGLE WINDER COVER	\$ 520.15	\$ 468.14
50150	BITTERROOT DOUBLE WINDER	\$ 8,279.14	\$ 7,451.23
50180	BITTERROOT TRIPLE WINDER	\$10,052.80	\$ 9,047.52
50195	DOUBLE/ TRIPLE WINDER COVER	\$ 622.12	\$ 559.91
50200	BLACKFOOT 20' RADIO CONTROL WINDER	\$10,998.34	\$ 9,898.51
50220	BLACKFOOT WALL MOUNT WINDER	\$ 5,323.04	\$ 4,790.74
153132	POWER WINDER SYSTEM FOR REEL-PORTABLE	CALL FOR QUOTE	
153134	POWER WINDER SHAFT ADAPTER (ONE NEED PER TUBE)		
Lane Line Storage Reel & Blanket Reel Parts			
50021-00	18" LEADSTRAP	\$ 33.99	\$ 30.59
43002	15' LEAD STRAP	\$ 66.95	\$ 60.26
208200-00	LOOP TIE HANDLE ASSEMBLY	\$ 26.78	\$ 24.10
13066	BLACKFOOT TRANSMITTER	\$ 143.17	\$ 128.85
557900-03	1" PILLOW BLOCK	\$ 161.71	\$ 145.54
53658	FLOOR LOCK BRAKE ASSEMBLY	\$ 389.34	\$ 350.41
201115-00	SHERIDAN BUSHING KIT	\$ 169.95	\$ 152.96
50009-00	CRANK HANDLE-BLACKFOOT/BITTERROOT WINDER	\$ 184.37	\$ 165.93
552200-03	6" SS BITTERROOT CASTER	\$ 216.30	\$ 194.67
58236	5" SWIVEL CASTER	\$ 167.89	\$ 151.10
Anchors			
42696	ANCHOR-COMPOSITE COMPRESSION ANCHOR 6" 1.50 OD	\$ 70.04	\$ 63.04
24094	WRENCH-COMPRESSION ANCHOR-SS	\$ 62.83	\$ 56.55
24098	ANCHOR CAP-COMPRESSION-1.50	\$ 26.78	\$ 24.10
24090	WEDGE ANCHOR-STAINLESS STEEL-4"-1.50 OD RAILS	\$ 63.86	\$ 57.47
24010	WEDGE ANCHOR-BRONZE-4" - 1.90 OD RAILS	\$ 32.96	\$ 29.66
54052	WEDGE ANCHOR-BRONZE-4" - 1.50 OD RAILS	\$ 32.96	\$ 29.66
24012	ANCHOR CAP-SS-FOR BRONZE WEDGE ANCHOR	\$ 24.72	\$ 22.25
23638	ANCHOR KIT-STANCHION-6"-BRONZE 1.9"	\$ 189.52	\$ 170.57
36450	LID AND KEY SET FOR 23638	\$ 77.25	\$ 69.53
24060	ANCHOR KIT-STANCHION-6"-STAINLESS STEEL	\$ 78.28	\$ 70.45
23636	ANCHOR KEY-STAINLESS STEEL SLIP	\$ 23.69	\$ 21.32
42057	BULKHEAD ANCHOR FOR STARTING BLOCKS	\$ 649.93	\$ 584.94
58280	CPB CUP ANCHOR-3" ROUND	\$ 77.25	\$ 69.53
58316	ANCHOR-CUP-STAINLESS STEEL-4"-STAMPED	\$ 189.52	\$ 170.57
23450	STEP-RECESSED-MOLDED-PLASTIC	\$ 66.95	\$ 60.26
23452	STEP RECESSED - STAINLESS STEEL	\$ 288.40	\$ 259.56
153169	POP-UP DECK ANCHOR	\$ 353.29	\$ 317.96
Escutcheons			
24095	ESCUTCHEON PLATE 1.50" ROUND	\$ 22.66	\$ 20.39
24120	ESCUTCHEON PLATE 1.90" ROUND	\$ 22.66	\$ 20.39
35222	ESCUTCHEON KEYHOLE 1.50" STAINLESS STEEL	\$ 51.50	\$ 46.35

Item No.	ITEM DESCRIPTION	MSRP	USC
35214	ESCUTCHEON KEYHOLE 1.90" STAINLESS STEEL	\$ 51.50	\$ 46.35
Portable Filtration System & Pumps			
10670	WILDCAT-E1 - 1HP 100' CORD 110V- VAC	\$ 4,612.34	\$ 4,151.11
10610	WILDCAT-E1.5 - 1.5HP 100' CORD 220V- VAC	\$ 5,205.62	\$ 4,685.06
10620	WILDCAT-E2 - 2HP 100' CORD 220V- VAC	\$ 5,323.04	\$ 4,790.74
10640	WILDCAT-E3.5 - 3.5HP/GAS -VAC	\$ 4,966.66	\$ 4,469.99
10660	WILDCAT-E5.5 - 5.5HP/GAS -VAC	\$ 5,263.30	\$ 4,736.97
10700	HARMSCO BKP 1HP 110V -VAC	\$ 3,430.93	\$ 3,087.84
10720	HARMSCO BKP 2HP 220V -VAC	\$ 3,785.25	\$ 3,406.73
11100	SAVAGE DELUXE 1HP -VAC PUMP	\$ 2,365.91	\$ 2,129.32
11110	SAVAGE DELUXE 1.5HP -VAC PUMP	\$ 2,601.78	\$ 2,341.60
11120	SAVAGE DELUXE 2HP -VAC PUMP	\$ 2,662.55	\$ 2,396.30
12500	HOSE CADDY	\$ 1,041.33	\$ 937.20
10780	VAC PUMP CART	\$ 592.25	\$ 533.03
Stainless Steel Cleaning Products			
47906	SPECTRA CLEAN SYSTEM 1 DAILY USE ([4] 22OZ)	\$ 202.91	\$ 182.62
47905	SPECTRA CLEAN SYSTEM 2 EXTREME USE (1 GAL)	\$ 179.22	\$ 161.30
47904	SPECTRA CLEAN SYSTEM 3 SEVERE USE (1 GAL)	\$ 202.91	\$ 182.62
57373	SPECTRA SHIELD (1 GAL)	\$ 204.97	\$ 184.47
Solarian Line			
144027-4	SOLARIAN 4' PERMANENT LIFEGUARD CHAIR 1.90 X .065 (ANCHORS NOT INCLUDED)	\$ 4,133.39	\$ 3,720.05
144027-6	SOLARIAN 6' PERMANENT LIFEGUARD CHAIR 1.90 X .065 (ANCHORS NOT INCLUDED)	\$ 4,407.37	\$ 3,966.63
144098-4	SOLARIAN 4' PORTABLE LIFEGUARD CHAIR 1.90 X .065	\$ 3,680.19	\$ 3,312.17
144098-6	SOLARIAN 6' PORTABLE LIFEGUARD CHAIR 1.90 X .065	\$ 4,748.30	\$ 4,273.47
144018-1.5-.083	SOLARIAN GRAB RAILS - 1.50 X .083	\$ 1,473.93	\$ 1,326.54
144018-1.9-.109	SOLARIAN GRAB RAILS - 1.90 X .109	\$ 1,593.41	\$ 1,434.07
134886-48-.109	SOLARIAN 48" STAIR RAILS 1.90 X .109	\$ 780.74	\$ 702.67
134886-48-.120	SOLARIAN 48" STAIR RAILS 1.50 X .120	\$ 860.05	\$ 774.05
134886-60-.109	SOLARIAN 60" STAIR RAILS 1.90 X .109	\$ 843.57	\$ 759.21
134886-60-.120	SOLARIAN 60" STAIR RAILS 1.50 X .120	\$ 929.06	\$ 836.15
134886-72-.109	SOLARIAN 72" STAIR RAILS 1.90 X .109	\$ 903.31	\$ 812.98
134886-72-.120	SOLARIAN 72" STAIR RAILS 1.50 X .120	\$ 996.01	\$ 896.41
134640-02-.065	SOLARIAN 2-STEP LADDERS 1.90 X .065	\$ 1,276.17	\$ 1,148.55
134640-02-.083	SOLARIAN 2-STEP LADDERS 1.50 X .083	\$ 1,346.21	\$ 1,211.59
134640-03-.065	SOLARIAN 3-STEP LADDERS 1.90 X .065	\$ 1,365.78	\$ 1,229.20
134640-03-.083	SOLARIAN 3-STEP LADDERS 1.50 X .083	\$ 1,440.97	\$ 1,296.87
134640-04-.065	SOLARIAN 4-STEP LADDERS 1.90 X .065	\$ 1,453.33	\$ 1,308.00
134640-04-.083	SOLARIAN 4-STEP LADDERS 1.50 X .083	\$ 1,535.73	\$ 1,382.16
144043-1	SOLARIAN SINGLE BLANKET WINDER 1.90 X .145	\$ 6,341.71	\$ 5,707.54
144043-2	SOLARIAN DOUBLE BLANKET WINDER 1.90 X .145	\$ 8,080.35	\$ 7,272.32
144043-3	SOLARIAN TRIPLE BLANKET WINDER 1.90 X .145	\$ 9,821.05	\$ 8,838.95
144087	SOLARIAN 1M DIVING TOWERS (ANCHORS NOT INCLUDED)	\$14,623.94	\$13,161.55
Kersplash Pool Climbing Wall			

Item No.	ITEM DESCRIPTION	MSRP	USC
70535	CRYSTAL CLEAR KERSPLASH CLIMBING WALL - 8' TALL X 4' WIDE	\$ 6,795.94	\$ 6,116.35
70536	CRYSTAL CLEAR KERSPLASH CLIMBING WALL - 12' TALL X 4' WIDE	\$ 8,397.59	\$ 7,557.83
70537	CRYSTAL CLEAR KERSPLASH CLIMBING WALL - 16' TALL X 4' WIDE	\$10,379.31	\$ 9,341.38
42637	SOLID COLOR KERSPLASH CLIMBING WALL - 8' TALL X 4' WIDE	\$ 6,394.24	\$ 5,754.82
42638	SOLID COLOR KERSPLASH CLIMBING WALL - 12' TALL X 4' WIDE	\$ 7,612.73	\$ 6,851.46
42639	SOLID COLOR KERSPLASH CLIMBING WALL - 16' TALL X 4' WIDE	\$ 9,391.54	\$ 8,452.39
Misc Parts			
42130-00	HARMSCO 105 SQ FILTER CARTRIDGE	\$ 229.69	\$ 206.72
42140-00	HARMSCO 155 SQ FILTER CARTRIDGE	\$ 267.80	\$ 241.02
20210	13" PNEUMATIC WHEEL	\$ 148.32	\$ 133.49
593875-03	DAWSON WATER POLO GOAL NETTING	\$ 337.84	\$ 304.06
205020-04	FULCRUM ASSEMBLY	\$ 4,249.78	\$ 3,824.80
24330-00	1.9" SPLIT TEE KIT W/HDWR	\$ 75.19	\$ 67.67
24332-00	1.5" SPLIT TEE KIT W/HDWR	\$ 75.19	\$ 67.67
27042	BASKETBALL BACKBOARD & RIM	\$ 332.69	\$ 299.42
152153	POWDER COAT TOUCH UP KIT	\$ 87.55	\$ 78.80
152155	STARTING BLOCK MAINTENANCE KIT	\$ 204.97	\$ 184.47

U.S. COMMUNITIES 2018 PRICE LIST

SPOHN RANCH PRODUCTS

6% U.S.C. DISCOUNT

Note: Component pricing does not include following costs: Coping, 2" x 2" or 2" x 6" Edge Protection, BMX Plate and Transition Plates.
 Steel options priced separately by the lineal foot.
 Shipping to customer in Continental US is included; excludes AK & HI. State surcharges detailed on Ancillary Price List.

SPOHNCRETE PRICING

	DESCRIPTION	PRICE/ Linear Foot
COP20	Coping 2 3/8 inch (outside diameter) Galvanized	\$24.01
COP20-1	Coping 2 3/8 inch (outside diameter) Stainless Steel	\$57.28
COP20-2	Curved Coping 2 3/8 inch Stainless Steel	\$114.56
ANG22-1	2" Edge Protection Stainless Steel	\$52.38
ANG22-2	Curved 2" Edge Protection Stainless Steel	\$104.78
ANG26-1	2" x 6" Edge Protection Stainless Steel	\$56.75
BMX-1	BMX Plate Stainless Steel	\$48.02
BMXC-1	BMX Curved Plate Stainless Steel	\$55.28
TRP030-1	12" Wide Transition Plate Stainless Steel	\$61.11
TRP040-1	16" Wide Transition Plate Stainless Steel	\$78.57
HR001-1	Square Grind Rails	\$154.50
HR001-12	Round Grind Rails	\$154.50
	Consumables	\$99.21
	Pool Coping - Concrete	\$59.05



	Safety Rails	PRICE
84448-1	SIDE GUARD RAILS	\$969.39
84442-1	BACK GUARD RAILS	\$969.39
L8448-11	L SHAPED GUARD RAILS - LEFT	\$969.39
R8448-11	L SHAPED GUARD RAILS - RIGHT	\$969.39
U8448-11	U SHAPED GUARD RAILS	\$969.39
C8448-11	CURVED GUARD RAIL	\$969.39



DESCRIPTION	LENGTH	WIDTH	HEIGHT	PRICE
BANK 14 degree				
B0030	4'-1"	4'-1"	1'	\$3,000.06
B0060	8'	4'-1"	2'	\$4,194.95
B0080	10'	4'-1"	2'-8"	\$4,891.06
B1030	4'-1"	5'-1"	1'	\$3,476.26
B1060	8'	5'-1"	2'	\$4,466.19
B1080	10'	5'-1"	2'-8"	\$5,192.93
B1130	4'-1"	6'-1"	1'	\$3,952.46
B1160	8'	6'-1"	2'	\$4,737.41
B1180	10'	6'-1"	2'-8"	\$5,494.80
B2030	4'-1"	8'-3"	1'	\$4,946.87
B2060	8'	8'-3"	2'	\$5,342.87
B2080	10'	8'-3"	2'-8"	\$6,098.54
B2090	11'	8'-3"	3'H	\$6,534.00
B3030	4'-1"	12'-4"	1'	\$7,662.00
B3060	8'	12'-4"	2'	\$8,058.00
B3080	10'	12'-4"	2'-8"	\$8,454.00
B4030	4'-1"	16'-5"	1'	\$9,483.00
B4060	8'	16'-5"	2'	\$10,077.00

2018 SpohnCrete Price List



BANK 20 DEGREE

B200030	4'-4"	4'-1"	1'	\$3,063.06
B200060	7'	4'-1"	2'	\$3,942.95
B200080	8'-8"	4'-1"	2'-8"	\$4,555.06
B200098	10'-3"	4'-1"	3'-3"	\$5,565.11
B200120	12'-3"	4'-1"	4'	\$6,131.32
B201030	4'-4"	5'-1"	1'	\$3,476.26
B201060	7'	5'-1"	2'	\$4,214.19
B201080	8'-8"	5'-1"	2'-8"	\$4,856.93
B201098	10'-3"	5'-1"	3'-3"	\$5,777.80
B201120	12'-3"	5'-1"	4'	\$6,522.84
B201130	4'-4"	6'-1"	1'	\$3,952.46
B201160	7'	6'-1"	2'	\$4,485.41
B201180	8'-8"	6'-1"	2'-8"	\$5,158.80
B201198	10'-3"	6'-1"	3'-3"	\$5,990.48
B202220	12'-3"	6'-1"	4'	\$6,914.36
B202030	4'-4"	8'-3"	1'	\$4,946.87
B202060	7'	8'-3"	2'	\$5,342.87
B202080	8'-8"	8'-3"	2'-8"	\$5,762.54
B202098	10'-3"	8'-3"	3'-3"	\$6,415.85
B202120	10'-3"	8'-3"	4'	\$7,193.39
B203030	4'-4"	12'-4"	1'	\$7,662.00
B203060	7'	12'-4"	2'	\$8,058.00
B203080	8'-8"	12'-4"	2'-8"	\$8,454.00
B204030	4'-4"	16'-5"	1'	\$9,483.00
B204060	7'	16'-5"	2'	\$10,077.00
B204080	8'-8"	16'-5"	2'-8"	\$10,869.00

BANK 25 DEGREE



B250030	4'-1"	4'-1"	1'	\$3,268.84
B250060	6'-1"	4'-1"	2'	\$4,009.09
B250080	7'-6"	4'-1"	2'-8"	\$4,584.38
B250090	8'-6"	4'-1"	3'	\$5,176.13
B250098	8'-10"	4'-1"	3'-3"	\$5,614.77
B250120	10'-5"	4'-1"	4'	\$6,084.46
B250150	12'-6"	4'-1"	5'	\$6,765.75
B250130	4'-1"	5'-1"	1'	\$3,775.62
B250160	6'-1"	5'-1"	2'	\$4,317.30
B250180	7'-6"	5'-1"	2'-8"	\$4,927.42
B250190	8'-6"	5'-1"	3'	\$5,462.15
B250198	8'-10"	5'-1"	3'-3"	\$5,856.45
B250120	10'-5"	5'-1"	4'	\$6,529.37
B250150	12'-6"	5'-1"	5'	\$7,225.88
B251130	4'-1"	6'-1"	1'	\$4,282.39
B251160	6'-1"	6'-1"	2'	\$4,625.51
B251180	7'-6"	6'-1"	2'-8"	\$5,270.45
B251190	8'-6"	6'-1"	3'	\$5,748.19
B251198	8'-10"	6'-1"	3'-3"	\$6,098.14
B251120	10'-5"	6'-1"	4'	\$6,974.27
B251150	12'-6"	6'-1"	5'	\$7,686.00
B252030	4'-1"	8'-3"	1'	\$5,337.94
B252060	6'-1"	8'-3"	2'	\$5,787.94
B252080	7'-6"	8'-3"	2'-8"	\$6,145.52
B252090	8'-6"	8'-3"	3'	\$6,320.25
B252098	8'-10"	8'-3"	3'-3"	\$6,581.50
B252120	10'-5"	8'-3"	4'	\$7,864.08
B252150	12'-6"	8'-3"	5'	\$8,606.25
B253030	4'-1"	12'-4"	1'	\$8,283.00
B253060	6'-1"	12'-4"	2'	\$8,733.00
B253080	7'-6"	12'-4"	2'-8"	\$9,183.00

2018 SpohnCrete Price List


B253090	8'-6"	12'-4"	3'	\$9,408.00
B253098	8'-10"	12'-4"	3'-3"	\$9,633.00
B254030	4'-1"	16'-5"	1'	\$10,212.00
B254060	6'-1"	16'-5"	2'	\$10,887.00
B254080	7'-6"	16'-5"	2'-8"	\$11,787.00
B254090	8'-6"	16'-5"	3'	\$12,237.00
Bank Accessories				
Euro Gap				\$450.00

2018 SpohnCrete Price List



BANK BOWL 20 DEGREE

BB20060	7'	7'	2'	\$4,914.00
BB20080	8'-8"	8'-8"	2'-8"	\$5,694.00
BB20098	10'-3"	10'-3"	3'-3"	\$6,633.00



BANK BOWL 25 DEGREE

BB25060	6'-1"	6'-1"	2'	\$4,953.00
BB25080	7'-6"	7'-6"	2'-8"	\$5,850.00
BB25098	8'-9"	8'-9"	3'-3"	\$6,525.00

DESCRIPTION	LENGTH	WIDTH	HEIGHT	PRICE
-------------	--------	-------	--------	-------

CORNER PYRAMID W/ 8'WIDE 14 DEGREE BANK




BPC0060	12'-1"	8'	2'	\$7,535.64
BPC2060	16'-3"	8'	2'	\$9,625.68

CORNER PYRAMID W/ 20 DEGREE BANK




BPC20060	15'-3"	7'	2'	\$8,333.64
BPC20080	16'-11"	8'-8"	2'-8"	\$9,366.00

CORNER PYRAMID W/ 25 DEGREE BANK



BPC25060	14'-4"	6'-1"	2'	\$8,601.60
BPC25080	15'-9"	7'-6"	2'-8"	\$9,639.00
BPC25090	16'-5"	8'-3"	3'	\$10,509.00

BANK VOLCANO W/ 14 DEGREE BANK




BBV0060	16'-3"	8'	2'	\$8,668.80
BBV2060	16'-3"	8'	2'	\$9,728.10




BANK VOLCANO W/ 20 DEGREE BANK

BBV20060	15'-3"	7'	2'	\$8,292.06
BBV20080	16'-11"	8'-8"	2'-8"	\$9,318.75




BANK VOLCANO W/ 25 DEGREE BANK

BBV25060	14'-4"	6'-1"	2'	\$8,476.86
BBV25080	15'-9"	7'-6"	2'-8"	\$9,497.25
BBV25090-1	16'-5"	8'-3"	3'	\$10,349.70




BANK BOWL W/ 14 DEGREE BANK

BBB0060	12'1"	8'	2'	\$7,618.80
BBB2060	16'-3"	8'	2'	\$9,728.10



BANK BOWL W/ 20 DEGREE BANK

BBB20060	15'-3"	7'	2'	\$8,292.06
BBB20080	16'-11"	8'-8"	2'-8"	\$9,318.75



BANK BOWL W/ 25 DEGREE BANK

BBB25060	14'-4"	6'-1"	2'	\$8,476.86
BBB25080	15'-9"	7'-6"	2'-8"	\$9,497.25
BBB25090	16'-5"	8'-3"	3'	\$10,349.70
BBB25098	17'	8'-10"	3'-3"	\$10,917.90

DESCRIPTION	LENGTH	WIDTH	HEIGHT	PRICE
-------------	--------	-------	--------	-------



LARGE BANK VOLCANO 14 DEGREE

LBV060-1	8'	11'	2'	\$6,732.00
----------	----	-----	----	------------



LARGE BANK VOLCANO 20 DEGREE

LBV080-1	8'-8"	11'-2"	2'-8"	\$7,170.00
LBV120-1	9'-7"	12'	4'	\$8,766.00

HALF MOON BANK

HB2060-1	5'-9"	10'	2'	\$7,470.00
HM090-1	8'	10'	3'	\$8,370.00

FLOATING BANK

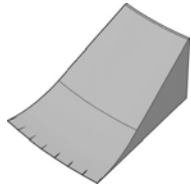
FLB250060	6'-11"	4'-1"	2'	\$4,620.00
FLB250080	8'-4"	4'-1"	2'-8"	\$5,514.00
FLB250090	9'-4"	4'-1"	3'	\$5,862.00
FLB250098	9'-8"	4'-1"	3'-3"	\$5,991.00

2018 SpohnCrete Price List

FLB250120	11'-3"	4'-1"	4'	\$7,425.00
FLB250150	13'-4"	4'-1"	5'	\$8,310.00
FLB250.5060	6'-11"	5'-1"	2'	\$4,980.00
FLB250.5080	8'-4"	5'-1"	2'-8"	\$6,054.00
FLB250.5090	9'-4"	5'-1"	3'	\$6,582.00
FLB250.5098	9'-8"	5'-1"	3'-3"	\$6,891.00
FLB250.5120	11'-3"	5'-1"	4'	\$7,785.00
FLB250.5150	13'-4"	5'-1"	5'	\$9,030.00
FLB251060	6'-11"	6'-1"	2'	\$5,583.00
FLB251080	8'-4"	6'-1"	2'-8"	\$6,594.00
FLB251090	9'-4"	6'-1"	3'	\$7,302.00
FLB251098	9'-8"	6'-1"	3'-3"	\$7,611.00
FLB251120	11'-3"	6'-1"	4'	\$8,415.00
FLB251150	13'-4"	6'-1"	5'	\$9,570.00
FLB252060	6'-11"	8'-3"	2'	\$7,029.00
FLB252080	8'-4"	8'-3"	2'-8"	\$7,764.00
FLB252090	9'-4"	8'-3"	3'	\$8,292.00
FLB252098	9'-8"	8'-3"	3'-3"	\$8,466.00
FLB252120	11'-3"	8'-3"	4'	\$9,585.00
FLB252150	13'-4"	8'-3"	5'	\$10,560.00
FLB253060	6'-11"	12'-4"	2'	\$10,308.00
FLB253080	8'-4"	12'-4"	2'-8"	\$10,938.00
FLB253090	9'-4"	12'-4"	3'	\$11,298.00
FLB253098	9'-8"	12'-4"	3'-3"	\$11,343.00
FLB253120	11'-3"	12'-4"	4'	\$13,008.00
FLB253150	13'-4"	12'-4"	5'	\$13,620.00
FLB254060	6'-11"	16'-5"	2'	\$11,967.00
FLB254080	8'-4"	16'-5"	2'-8"	\$12,327.00
FLB254090	9'-4"	16'-5"	3'	\$12,687.00
FLB254098	9'-8"	16'-5"	3'-3"	\$13,047.00
FLB254120	11'-3"	16'-5"	4'	\$14,397.00
FLB254150	13'-4"	16'-5"	5'	\$14,937.00

CURVED BANK

CB090-1	7'-4"	10'-5"	3'	\$9,375.00
CB120-1	9'-1"	6'-7"	4'	\$9,939.00
CB150-1	10'-9"	9'-5"	5'	\$11,439.00



LARGE BANK BOWL 14 DEGREES

LBB060	8'		2'	\$8,766.00
--------	----	--	----	------------



CORNER BANK

BC060	8'	11'4"	2'	\$6,981.40
BC080	8'-8"	12'-3"	2'-8"	\$7,389.49
BC098	10'-3"	14'-6"	3'-3"	\$8,149.13
BC150	8'-3"	20'	5'	\$10,305.00



2018 SpohnCrete Price List

FLOATING BANK LAUNCH



FLBL2050-1	5'-5"	6'-3"	1'-10"	\$4,901.40
FLBR2050-1	5'-5"	6'-3"	1'-10"	\$4,901.40
FLBL2060-1	5'-9"	6'-3"	2'	\$4,901.40
FLBR2060-1	5'-9"	6'-3"	2'	\$4,901.40
FLBL2070-1	6'-2"	5'-11"	1'-8"	\$4,880.40
FLBR2070-1	6'-2"	5'-11"	1'-8"	\$4,880.40

FLOATING BANK LAUNCH (STRAIGHT)



FB2060-1	6'	6'	2'	\$4,838.40
----------	----	----	----	------------

BANK W/ PLATFORM

BP0030	6'-1"	4'-1"	1'	\$5,935.49
BP0060	12'-2"	4'-1"	2'	\$7,676.39
BP0080	12'-9"	4'-1"	2'-8"	\$8,063.06
BP0098	14'-4"	4'-1"	3'-3"	\$8,795.03
BP0120	16'-4"	4'-1"	4'	\$9,677.32
BP1030	12'-2"	5'-1"	2'	\$7,874.43
BP1060	12'-9"	5'-1"	2'-8"	\$8,295.41
BP1080	14'-4"	5'-1"	3'-3"	\$9,037.74
BP1098	16'-4"	5'-1"	4'	\$9,924.21
BP1130	12'-2"	6'-2"	2'	\$8,072.48
BP1160	12'-9"	6'-2"	2'-8"	\$8,527.75
BP1180	14'-4"	6'-2"	3'-3"	\$9,280.43
BP1198	16'-4"	6'-2"	4'	\$10,171.09
BP2030	6'-1"	8'-3"	1'	\$7,254.00
BP2060	12'-2"	8'-3"	2'	\$8,468.58
BP2080	12'-9"	8'-3"	2'-8"	\$8,992.46
BP2098	14'-4"	8'-3"	3'-3"	\$9,765.84
BP2120	16'-4"	8'-3"	4'	\$10,664.85

2018 SpohnCrete Price List




DESCRIPTION	LENGTH	WIDTH	HEIGHT	PRICE
SPEEDRAMP				
SO0080	6'-6"	4'-1"	2'-8"	\$4,756.50
SO0098	7'-4"	4'-1"	3'-3"	\$5,174.40
SO0120	8'-4"	4'-1"	4'	\$5,592.72
SO0150	9'-9"	4'-1"	5'	\$6,199.20
SO0180	11'-2"	4'-1"	6'	\$6,972.00
SO1098	6'-6"	5'-1"	2'-8"	\$4,808.48
SO1120	7'-4"	5'-1"	3'-3"	\$5,226.37
SO1150	8'-4"	5'-1"	4'	\$5,707.06
SO1180	9'-9"	5'-1"	5'	\$6,303.15
SO1280	11'-2"	5'-1"	6'	\$7,075.95
SO1298	6'-6"	6'-2"	2'-8"	\$4,860.45
SO1220	7'-4"	6'-2"	3'-3"	\$5,278.35
SO1250	8'-4"	6'-2"	4'	\$5,821.41
SO1280	9'-9"	6'-2"	5'	\$6,407.10
SO2080	11'-2"	6'-2"	6'	\$7,179.90
SO2080	6'-6"	8'-3"	2'-8"	\$5,405.40
SO2098	7'-4"	8'-3"	3'-3"	\$5,613.30
SO2120	8'-4"	8'-3"	4'	\$6,050.10
SO2150	9'-9"	8'-3"	5'	\$6,615.00
SO2180	11'-2"	8'-3"	6'	\$7,387.80
SO3080	6'-6"	12'-4"	2'-8"	\$7,598.64
SO3098	7'-4"	12'-4"	3'-3"	\$7,879.30
SO3120	8'-4"	12'-4"	4'	\$8,440.63
SO4080	6'-6"	16'-5"	2'-8"	\$9,791.88
SO4098	7'-4"	16'-5"	3'-3"	\$10,145.31
SO4120	8'-4"	16'-5"	4'	\$10,869.00



DESCRIPTION	LENGTH	WIDTH	HEIGHT	PRICE
SPEEDRAMP W/ PLATFORM				
SK0080	10'-5"	4'-1"	2'-8"	\$6,970.11
SK0098	11'-4"	4'-1"	3'-3"	\$7,625.56
SK0120	12'-4"	4'-1"	4'	\$8,519.72
SK0150	13'-9"	4'-1"	5'	\$9,447.53
SK0180	15'-1"	4'-1"	6'	\$10,026.86
SK1080	10'-5"	5'-1"	2'-8"	\$7,144.83
SK1098	11'-4"	5'-1"	3'-3"	\$7,861.11
SK1120	12'-4"	5'-1"	4'	\$8,719.47
SK1150	13'-9"	5'-1"	5'	\$9,608.34
SK1180	15'-1"	5'-1"	6'	\$10,237.55
SK3080	10'-5"	6'-2"	2'-8"	\$7,319.55
SK3098	11'-4"	6'-2"	3'-3"	\$8,096.66
SK3120	12'-4"	6'-2"	4'	\$8,919.23
SK3150	13'-9"	6'-2"	5'	\$9,769.15
SK3180	15'-1"	6'-2"	6'	\$10,448.23
SK2080	10'-5"	8'-3"	2'-8"	\$7,668.99
SK2098	11'-4"	8'-3"	3'-3"	\$8,567.76
SK2120	12'-4"	8'-3"	4'	\$9,318.72
SK2150	13'-9"	8'-3"	5'	\$10,090.77
SK2180	15'-1"	8'-3"	6'	\$10,869.60

DESCRIPTION	LENGTH	WIDTH	HEIGHT	PRICE
-------------	--------	-------	--------	-------

2018 SpohnCrete Price List



RAMP 5'R

R51060	4'-7"	4'-1"	2'	\$3,135.00
R51080	5'	4'-1"	2'-8"	\$3,339.00
R51098	5'-4"	4'-1"	3'-3"	\$3,682.87
R51120	5'-6"	4'-1"	4'	\$3,901.59
R51150	5'-8"	4'-1"	5'	\$4,234.65
R51260	4'-7"	5'-1"	2'	\$3,384.75
R51280	5'	5'-1"	2'-8"	\$3,520.08
R51298	5'-4"	5'-1"	3'-3"	\$3,799.82
R51220	5'-6"	5'-1"	4'	\$4,027.37
R51250	5'-8"	5'-1"	5'	\$4,374.98
R51360	4'-7"	6'-2"	2'	\$3,781.50
R51380	5'	6'-2"	2'-8"	\$3,953.17
R51398	5'-4"	6'-2"	3'-3"	\$4,126.76
R51320	5'-6"	6'-2"	4'	\$4,321.15
R51350	5'-8"	6'-2"	5'	\$4,641.32
R52060	4'-7"	8'-3"	2'	\$4,554.00
R52080	5'	8'-3"	2'-8"	\$4,798.33
R52098	5'-4"	8'-3"	3'-3"	\$4,885.65
R52120	5'-6"	8'-3"	4'	\$5,097.71
R52150	5'-8"	8'-3"	5'	\$5,446.98
R53060	4'-7"	12'-4"	2'	\$6,672.00
R53080	5'	12'-4"	2'-8"	\$7,068.00
R53098	5'-4"	12'-4"	3'-3"	\$7,464.00
R53120	5'-6"	12'-4"	4'	\$7,860.00
R53150	5'-8"	12'-4"	5'	\$8,652.00
R54060	4'-7"	16'-5"	2'	\$8,691.00
R54080	5'	16'-5"	2'-8"	\$9,384.00
R54098	5'-4"	16'-5"	3'-3"	\$9,681.00
R54120	5'-6"	16'-5"	4'	\$10,473.00
R54150	5'-8"	16'-5"	5'	\$11,067.00

FLOATING RAMP 5'R



FR51060	4'-7"	4'-1"	2'	\$3,855.00
FR51080	5'	4'-1"	2'-8"	\$4,072.50
FR51098	5'-4"	4'-1"	3'-3"	\$4,451.81
FR51120	5'-6"	4'-1"	4'	\$4,919.63
FR51150	5'-8"	4'-1"	5'	\$5,067.38
FR55060	4'-7"	5'-1"	2'	\$4,121.62
FR55080	5'	5'-1"	2'-8"	\$4,275.41
FR55098	5'-4"	5'-1"	3'-3"	\$4,584.70
FR55120	5'-6"	5'-1"	4'	\$5,006.30
FR55150	5'-8"	5'-1"	5'	\$5,226.84
FR56060	4'-7"	6'-2"	2'	\$4,535.25
FR56080	5'	6'-2"	2'-8"	\$4,730.33
FR56098	5'-4"	6'-2"	3'-3"	\$4,927.59
FR56120	5'-6"	6'-2"	4'	\$5,260.99
FR56150	5'-8"	6'-2"	5'	\$5,512.31
FR52060	4'-7"	8'-3"	2'	\$5,341.50
FR52080	5'	8'-3"	2'-8"	\$5,619.15
FR52098	5'-4"	8'-3"	3'-3"	\$5,718.38
FR52120	5'-6"	8'-3"	4'	\$5,959.35
FR52150	5'-8"	8'-3"	5'	\$6,356.25
FR53060	4'-7"	12'-4"	2'	\$7,383.00
FR53080	5'	12'-4"	2'-8"	\$8,058.00

2018 SpohnCrete Price List

FR53098	5'-4"	12'-4"	3'-3"	\$8,508.00
FR53120	5'-6"	12'-4"	4'	\$8,958.00
FR53150	5'-8"	12'-4"	5'	\$9,858.00
FR54060	4'-7"	16'-5"	2'	\$9,762.00
FR54080	5'	16'-5"	2'-8"	\$10,549.50
FR54098	5'-4"	16'-5"	3'-3"	\$10,887.00
FR54120	5'-6"	16'-5"	4'	\$11,787.00
FR54150	5'-8"	16'-5"	5'	\$12,462.00

QUARTERPIPE 5'R



Q51060	8'-2"	4'-1"	2'	\$6,064.24
Q51080	8'-8"	4'-1"	2'-8"	\$6,342.35
Q51098	8'-11"	4'-1"	3'-3"	\$6,529.18
Q51120	9'-2"	4'-1"	4'	\$7,274.92
Q51150	9'-3"	4'-1"	5'	\$7,937.38
Q53060	8'-2"	5'-1"	2'	\$2,668.71
Q53080	8'-8"	5'-1"	2'-8"	\$3,207.25
Q53098	8'-11"	5'-1"	3'-3"	\$3,519.61
Q53120	9'-2"	5'-1"	4'	\$3,438.78
Q53150	9'-3"	5'-1"	5'	\$3,231.72
Q54060	8'-2"	6'-2"	2'	\$2,790.85
Q54080	8'-8"	6'-2"	2'-8"	\$3,411.90
Q54098	8'-11"	6'-2"	3'-3"	\$3,774.14
Q54120	9'-2"	6'-2"	4'	\$3,664.54
Q54150	9'-3"	6'-2"	5'	\$3,411.86
Q52060	8'-2"	8'-3"	2'	\$6,573.80
Q52080	8'-8"	8'-3"	2'-8"	\$7,160.95
Q52098	8'-11"	8'-3"	3'-3"	\$7,547.27
Q52120	9'-2"	8'-3"	4'	\$8,177.94
Q52150	9'-3"	8'-3"	5'	\$8,657.96

DESCRIPTION LENGTH WIDTH HEIGHT PRICE

RAMP 6'R



R61060	5'-1"	4'-1"	2'	\$3,310.50
R61080	5'-8"	4'-1"	2'-8"	\$3,556.50
R61098	5'-10"	4'-1"	3'-3"	\$3,846.00
R61120	6'	4'-1"	4'	\$4,036.50
R61150	6'-4"	4'-1"	5'	\$4,417.50
R61180	6'-7"	4'-1"	6'	\$4,728.00
R61260	5'-1"	5'-1"	2'	\$3,426.82
R61280	5'-8"	5'-1"	2'-8"	\$3,705.00
R61298	5'-10"	5'-1"	3'-3"	\$3,969.75
R61220	6'	5'-1"	4'	\$4,197.38
R61250	6'-4"	5'-1"	5'	\$4,578.37
R61380	6'-7"	5'-1"	6'	\$4,923.52
R61360	5'-1"	6'-2"	2'	\$3,816.15
R61380	5'-8"	6'-2"	2'-8"	\$3,979.50
R61398	5'-10"	6'-2"	3'-3"	\$4,177.50
R61320	6'	6'-2"	4'	\$4,400.25
R61350	6'-4"	6'-2"	5'	\$4,739.25
R61480	6'-7"	6'-2"	6'	\$5,119.05
R62060	5'-1"	8'-3"	2'	\$4,573.80
R62080	5'-8"	8'-3"	2'-8"	\$4,801.50
R62098	5'-10"	8'-3"	3'-3"	\$4,950.00
R62120	6'	8'-3"	4'	\$5,247.00
R62150	6'-4"	8'-3"	5'	\$5,544.00

2018 SpohnCrete Price List

R62180	6'-7"	8'-3"	6'	\$5,930.10
R63060	5'-1"	12'-4"	2'	\$6,771.00
R63080	5'-8"	12'-4"	2'-8"	\$7,167.00
R63098	5'-10"	12'-4"	3'-3"	\$7,563.00
R63120	6'	12'-4"	4'	\$7,959.00
R63150	6'-4"	12'-4"	5'	\$8,751.00
R63180	6'-7"	12'-4"	6'	\$9,642.00
R64060	5'-1"	16'-5"	2'	\$8,790.00
R64080	5'-8"	16'-5"	2'-8"	\$9,483.00
R64098	5'-10"	16'-5"	3'-3"	\$9,780.00
R64120	6'	16'-5"	4'	\$10,572.00
R64150	6'-4"	16'-5"	5'	\$11,166.00
R64180	6'-7"	16'-5"	6'	\$11,760.00



QUARTERPIPE 6'R

Q61060	8'-7"	4'-1"	2'	\$6,268.23
Q61080	9'-2"	4'-1"	2'-8"	\$6,567.35
Q61098	9'-4"	4'-1"	3'-3"	\$6,713.38
Q61120	9'-6"	4'-1"	4'	\$7,457.91
Q61150	9'-10"	4'-1"	5'	\$8,183.39
Q61180	10'-1"	4'-1"	6'	\$8,580.00
Q63060	8'-7"	5'-1"	2'	\$6,415.13
Q63080	9'-2"	5'-1"	2'-8"	\$6,786.86
Q63098	9'-4"	5'-1"	3'-3"	\$6,997.60
Q63120	9'-6"	5'-1"	4'	\$7,701.69
Q63150	9'-10"	5'-1"	5'	\$8,388.28
Q63180	10'-1"	5'-1"	6'	\$8,836.90
Q64060	8'-7"	6'-2"	2'	\$6,562.02
Q64080	9'-2"	6'-2"	2'-8"	\$7,006.36
Q64098	9'-4"	6'-2"	3'-3"	\$7,281.82
Q64120	9'-6"	6'-2"	4'	\$7,945.46
Q64150	9'-10"	6'-2"	5'	\$8,593.16
Q64180	10'-1"	6'-2"	6'	\$9,093.81
Q62060	8'-7"	8'-3"	2'	\$6,855.80
Q62080	9'-2"	8'-3"	2'-8"	\$7,445.35
Q62098	9'-4"	8'-3"	3'-3"	\$7,850.27
Q62120	9'-6"	8'-3"	4'	\$8,433.00
Q62150	9'-10"	8'-3"	5'	\$9,002.95
Q62180	10'-1"	8'-3"	6'	\$9,607.62




QUARTERPIPE 7'R

Q71060	9'-3"	4'-1"	2'	\$6,592.95
Q71080	9'-11"	4'-1"	2'-8"	\$6,922.78
Q71098	10'-4"	4'-1"	3'-3"	\$7,159.51
Q71120	10'-8"	4'-1"	4'	\$7,969.82
Q71150	11'-2"	4'-1"	5'	\$8,778.23
Q71180	11'-5"	4'-1"	6'	\$9,132.46
Q71210	11'-6"	4'-1"	7'	\$9,758.70
Q72060	9'-3"	5'-1"	2'	\$6,722.89
Q73080	9'-11"	5'-1"	2'-8"	\$7,140.49
Q73098	10'-4"	5'-1"	3'-3"	\$7,430.27
Q73120	10'-8"	5'-1"	4'	\$8,209.99
Q73150	11'-2"	5'-1"	5'	\$8,969.88
Q73180	11'-5"	5'-1"	6'	\$9,384.89
Q73210	11'-6"	5'-1"	7'	\$9,990.63
Q74060	9'-3"	6'-2"	2'	\$6,852.83
Q74080	9'-11"	6'-2"	2'-8"	\$7,358.20

2018 SpohnCrete Price List

Q74098	10'-4"	6'-2"	3'-3"	\$7,701.04
Q74120	10'-8"	6'-2"	4'	\$8,450.15
Q74150	11'-2"	6'-2"	5'	\$9,161.52
Q74180	11'-5"	6'-2"	6'	\$9,637.33
Q74210	11'-6"	6'-2"	7'	\$10,222.57
Q72060	9'-3"	8'-3"	2'	\$7,112.70
Q72080	9'-11"	8'-3"	2'-8"	\$7,793.63
Q72098	10'-4"	8'-3"	3'-3"	\$8,242.58
Q72120	10'-8"	8'-3"	4'	\$8,930.49
Q72150	11'-2"	8'-3"	5'	\$9,544.81
Q72180	11'-5"	8'-3"	6'	\$10,142.19
Q72210	11'-6"	8'-3"	7'	\$10,686.43



DESCRIPTION	LENGTH	WIDTH	HEIGHT	PRICE
RAMP 7'R				
R71060	5'-7"	4'-1"	2'	\$3,486.00
R71080	6'-3"	4'-1"	2'-8"	\$3,753.00
R71098	6'-8"	4'-1"	3'-3"	\$4,155.00
R71120	7'	4'-1"	4'	\$4,338.00
R71150	7'-6"	4'-1"	5'	\$4,761.00
R71180	7'-9"	4'-1"	6'	\$5,071.50
R71210	7'-10"	4'-1"	7'	\$5,439.00
R75060	5'-7"	5'-1"	2'	\$3,592.42
R75080	6'-3"	5'-1"	2'-8"	\$3,901.50
R75098	6'-8"	5'-1"	3'-3"	\$4,278.75
R75120	7'	5'-1"	4'	\$4,536.00
R75150	7'-6"	5'-1"	5'	\$4,934.25
R75180	7'-9"	5'-1"	6'	\$5,269.29
R75210	7'-10"	5'-1"	7'	\$5,715.75
R76060	5'-7"	6'-2"	2'	\$3,845.85
R76080	6'-3"	6'-2"	2'-8"	\$4,050.00
R76098	6'-8"	6'-2"	3'-3"	\$4,402.50
R76120	7'	6'-2"	4'	\$4,734.00
R76150	7'-6"	6'-2"	5'	\$5,107.50
R75180	7'-9"	6'-2"	6'	\$5,467.10
R76210	7'-10"	6'-2"	7'	\$5,992.49
R72060	5'-7"	8'-3"	2'	\$4,583.70
R72080	6'-3"	8'-3"	2'-8"	\$4,851.00
R72098	6'-8"	8'-3"	3'-3"	\$5,049.00
R72120	7'	8'-3"	4'	\$5,445.00
R72150	7'-6"	8'-3"	5'	\$5,643.00
R72180	7'-9"	8'-3"	6'	\$5,988.68
R72210	7'-10"	8'-3"	7'	\$6,650.97
R73060	5'-7"	12'-4"	2'	\$6,870.00
R73080	6'-3"	12'-4"	2'-8"	\$7,266.00
R73098	6'-8"	12'-4"	3'-3"	\$7,662.00
R73120	7'	12'-4"	4'	\$8,058.00
R73150	7'-6"	12'-4"	5'	\$8,850.00
R73180	7'-9"	12'-4"	6'	\$9,840.00
R73210	7'-10"	12'-4"	7'	\$10,830.00
R74060	5'-7"	16'-5"	2'	\$8,889.00
R74080	6'-3"	16'-5"	2'-8"	\$9,582.00
R74098	6'-8"	16'-5"	3'-3"	\$9,879.00
R74120	7'	16'-5"	4'	\$10,671.00
R74150	7'-6"	16'-5"	5'	\$11,265.00
R74180	7'-9"	16'-5"	6'	\$11,859.00
R74210	7'-10"	16'-5"	7'	\$13,047.00


2018 SpohnCrete Price List



FLOATING RAMP 7'R

FR71060	5'-7"	4'-1"	2'	\$4,219.50
FR71080	6'-3"	4'-1"	2'-8"	\$4,500.00
FR71098	6'-8"	4'-1"	3'-3"	\$4,942.50
FR71120	7'	4'-1"	4'	\$5,139.00
FR71150	7'-6"	4'-1"	5'	\$5,602.50
FR71180	7'-9"	4'-1"	6'	\$5,946.75
FR71210	7'-10"	4'-1"	7'	\$6,361.50
FR75060	5'-7"	5'-1"	2'	\$4,340.44
FR75080	6'-3"	5'-1"	2'-8"	\$4,668.75
FR75098	6'-8"	5'-1"	3'-3"	\$5,083.13
FR75120	7'	5'-1"	4'	\$5,364.00
FR75150	7'-6"	5'-1"	5'	\$5,799.38
FR75180	7'-9"	5'-1"	6'	\$6,171.52
FR75210	7'-10"	5'-1"	7'	\$6,675.98
FR76060	5'-7"	6'-2"	2'	\$4,608.38
FR76080	6'-3"	6'-2"	2'-8"	\$4,837.50
FR76098	6'-8"	6'-2"	3'-3"	\$5,223.75
FR76120	7'	6'-2"	4'	\$5,589.00
FR76150	7'-6"	6'-2"	5'	\$5,996.25
FR76180	7'-9"	6'-2"	6'	\$6,396.29
FR76210	7'-10"	6'-2"	7'	\$6,990.46
FR72060	5'-7"	8'-3"	2'	\$5,375.25
FR72080	6'-3"	8'-3"	2'-8"	\$5,679.00
FR72098	6'-8"	8'-3"	3'-3"	\$5,904.00
FR72120	7'	8'-3"	4'	\$6,354.00
FR72150	7'-6"	8'-3"	5'	\$6,579.00
FR72180	7'-9"	8'-3"	6'	\$6,971.82
FR72210	7'-10"	8'-3"	7'	\$7,724.42
FR73060	5'-7"	12'-4"	2'	\$7,833.00
FR73080	6'-3"	12'-4"	2'-8"	\$8,283.00
FR73098	6'-5"	12'-4"	2'	\$8,733.00
FR73098	6'-8"	12'-4"	3'-3"	\$8,733.00
FR73120	7'	12'-4"	4'	\$9,183.00
FR73150	7'-6"	12'-4"	5'	\$10,083.00
FR73180	7'-9"	12'-4"	6'	\$11,208.00
FR73210	7'-10"	12'-4"	7'	\$12,333.00
FR74060	5'-7"	16'-5"	2'	\$9,987.00
FR74080	6'-3"	16'-5"	2'-8"	\$10,774.50
FR74098	6'-8"	16'-5"	3'-3"	\$11,112.00
FR74120	7'	16'-5"	4'	\$12,012.00
FR74150	7'-6"	16'-5"	5'	\$12,687.00
FR74180	7'-9"	16'-5"	6'	\$13,362.00
FR74210	7'-10"	16'-5"	7'	\$14,712.00

2018 SpohnCrete Price List



DESCRIPTION	LENGTH	WIDTH	HEIGHT	PRICE
RAMP 8'R				
R81060	5'-10"	4'-1"	2'	\$3,756.90
R81080	6'-6"	4'-1"	2'-8"	\$4,033.80
R81098	6'-10"	4'-1"	3'-3"	\$4,444.50
R81120	7'	4'-1"	4'	\$4,595.40
R81150	7'-6"	4'-1"	5'	\$5,048.10
R81180	8'	4'-1"	6'	\$5,446.35
R81210	8'-4"	4'-1"	7'	\$5,911.50
R81240	8'-6"	4'-1"	8'	\$6,498.00
R85060	5'-10"	5'-1"	2'	\$3,873.97
R85080	6'-6"	5'-1"	2'-8"	\$4,197.15
R85098	6'-10"	5'-1"	3'-3"	\$4,580.62
R85120	7'	5'-1"	4'	\$4,813.20
R85150	7'-6"	5'-1"	5'	\$5,238.68
R85180	8'	5'-1"	6'	\$5,663.93
R85210	8'-4"	5'-1"	7'	\$6,215.91
R85240	8'-6"	5'-1"	8'	\$6,844.50
R86060	5'-10"	6'-2"	2'	\$4,075.04
R86080	6'-6"	6'-2"	2'-8"	\$4,360.50
R86098	6'-10"	6'-2"	3'-3"	\$4,716.75
R86120	7'	6'-2"	4'	\$5,031.00
R86150	7'-6"	6'-2"	5'	\$5,429.25
R86180	8'	6'-2"	6'	\$5,881.50
R86210	8'-4"	6'-2"	7'	\$6,520.34
R86240	8'-6"	6'-2"	8'	\$7,191.00
R82060	5'-10"	8'-3"	2'	\$4,834.17
R82080	6'-6"	8'-3"	2'-8"	\$5,128.20
R82098	6'-10"	8'-3"	3'-3"	\$5,346.00
R82120	7'	8'-3"	4'	\$5,781.60
R82150	7'-6"	8'-3"	5'	\$5,999.40
R82180	8'	8'-3"	6'	\$6,379.65
R82210	8'-4"	8'-3"	7'	\$7,129.17
R82240	8'-6"	8'-3"	8'	\$7,884.00
R83060	5'-10"	12'-4"	2'	\$6,879.90
R83080	6'-6"	12'-4"	2'-8"	\$7,267.98
R83098	6'-10"	12'-4"	3'-3"	\$7,761.00
R83120	7'	12'-4"	4'	\$8,157.00
R83150	7'-6"	12'-4"	5'	\$8,949.00
R83180	8'	12'-4"	6'	\$9,939.00
R83210	8'-4"	12'-4"	7'	\$10,929.00
R83240	8'-6"	12'-4"	8'	\$11,127.00
R84060	5'-10"	16'-5"	2'	\$9,087.00
R84080	6'-6"	16'-5"	2'-8"	\$9,681.00
R84098	6'-10"	16'-5"	3'-3"	\$10,077.00
R84120	7'	16'-5"	4'	\$10,770.00
R84150	7'-6"	16'-5"	5'	\$11,364.00
R84180	8'	16'-5"	6'	\$11,958.00
R84210	8'-4"	16'-5"	7'	\$13,146.00
R84240	8'-6"	16'-5"	8'	\$13,740.00




QUARTERPIPE W/ PLATFORM 8'R

Q81060	9'-4"	4'-1"	2'	\$7,263.39
Q81080	9'-10"	4'-1"	2'-8"	\$7,547.42
Q81098	10'-2"	4'-1"	3'-3"	\$7,925.24
Q81120	10'-6"	4'-1"	4'	\$8,602.83
Q81150	11'	4'-1"	5'	\$9,549.94
Q81180	11'-6"	4'-1"	6'	\$9,996.10
Q81210	11'-10"	4'-1"	7'	\$10,798.84

2018 SpohnCrete Price List

Q81240	12'	4'-1"	8'	\$11,637.00
Q83060	9'-4"	5'-1"	2'	\$7,464.85
Q83080	9'-10"	5'-1"	2'-8"	\$7,798.47
Q83098	10'-2"	5'-1"	3'-3"	\$8,186.36
Q83120	10'-6"	5'-1"	4'	\$8,896.86
Q83150	11'	5'-1"	5'	\$9,804.02
Q83180	11'-6"	5'-1"	6'	\$10,283.60
Q83210	11'-10"	5'-1"	7'	\$11,111.38
Q83240	12'	5'-1"	8'	\$11,934.00
Q84060	9'-4"	6'-2"	2'	\$7,666.32
Q84080	9'-10"	6'-2"	2'-8"	\$8,049.53
Q84098	10'-2"	6'-2"	3'-3"	\$8,447.47
Q84120	10'-6"	6'-2"	4'	\$9,190.89
Q84150	11'	6'-2"	5'	\$10,058.12
Q84180	11'-6"	6'-2"	6'	\$10,571.09
Q84210	11'-10"	6'-2"	7'	\$11,423.93
Q84240	12'	6'-2"	8'	\$12,231.00
Q82060	9'-4"	8'-3"	2'	\$8,069.25
Q82080	9'-10"	8'-3"	2'-8"	\$8,551.64
Q82098	10'-2"	8'-3"	3'-3"	\$8,969.72
Q82120	10'-6"	8'-3"	4'	\$9,778.95
Q82150	11'	8'-3"	5'	\$10,566.31
Q82180	11'-6"	8'-3"	6'	\$11,146.09
Q82210	11'-10"	8'-3"	7'	\$12,049.01
Q82240	12'	8'-3"	8'	\$12,825.00

DESCRIPTION	LENGTH	WIDTH	HEIGHT	PRICE
Quarter Pipe Accessories				
Mouse Hole	NON	NON	NON	Custom



2018 SpohnCrete Price List

DESCRIPTION LENGTH WIDTH HEIGHT PRICE

TRANSITION ESCALATOR 7'R



EL72080	6'-3"	8'-3"	2'-8"	\$6,508.32
ER72080	6'-3"	8'-3"	2'-8"	\$6,510.30
EL72098	6'-8"	8'-3"	3'-3"	\$6,715.83
ER72098	6'-8"	8'-3"	3'-3"	\$6,717.81
EL72120	7'	8'-3"	4'	\$6,964.06
ER72120	7'	8'-3"	4'	\$6,966.04
EL72150	7'-6"	8'-3"	5'	\$7,404.27
ER72150	7'-6"	8'-3"	5'	\$7,406.25
EL72180	7'-9"	8'-3"	6'	\$7,652.51
ER72180	7'-9"	8'-3"	6'	\$7,654.49
EL72210	7'-10"	8'-3"	7'	\$7,955.04
ER72210	7'-10"	8'-3"	7'	\$7,957.02
EL72240	7'-10"	8'-3"	8'	\$8,266.72
ER72240	7'-10"	8'-3"	8'	\$8,268.70

QUARTER PIPE ESCALATOR W/ PLATFORM 7'R




EPL72080	9'-11"	8'-3"	2'-8"	\$8,058.37
EPR72080	9'-11"	8'-3"	2'-8"	\$8,060.35
EPL72098	10'-4"	8'-3"	3'-3"	\$8,524.51
EPR72098	10'-4"	8'-3"	3'-3"	\$8,526.49
EPL72120	10'-8"	8'-3"	4'	\$9,242.61
EPR72120	10'-8"	8'-3"	4'	\$9,244.59
EPL72150	11'-2"	8'-3"	5'	\$9,881.34
EPR72150	11'-2"	8'-3"	5'	\$9,883.32
EPL72180	11'-5"	8'-3"	6'	\$10,505.45
EPR72180	11'-5"	8'-3"	6'	\$10,507.43
EPL72210	11'-6"	8'-3"	7'	\$11,075.86
EPR72210	11'-6"	8'-3"	7'	\$11,077.84
EPL72240	11'-6"	8'-3"	8'	\$11,730.09
EPR72240	11'-6"	8'-3"	8'	\$11,732.07

SPINE RAMP



SPS71080	11'-5"	4'-1"	2'-8"	\$8,220.03
SPS71098	12'-4"	4'-1"	3'-3"	\$8,733.77
SPS71120	13'-2"	4'-1"	4'	\$9,401.16
SPS71150	14'	4'-1"	5'	\$9,914.69
SPS71180	14'-6"	4'-1"	6'	\$10,502.23
SPS73080	11'-5"	5'-1"	2'-8"	\$8,444.04
SPS73098	12'-4"	5'-1"	3'-3"	\$9,046.67
SPS73120	13'-2"	5'-1"	4'	\$9,757.70
SPS73150	14'	5'-1"	5'	\$10,243.69
SPS73180	14'-6"	5'-1"	6'	\$10,867.10
SPS74080	11'-5"	6'-2"	2'-8"	\$8,668.05
SPS74098	12'-4"	6'-2"	3'-3"	\$9,359.55
SPS74120	13'-2"	6'-2"	4'	\$10,114.25
SPS74150	14'	6'-2"	5'	\$10,572.70
SPS74180	14'-6"	6'-2"	6'	\$11,231.96
SPS72080	11'-5"	8'-3"	2'-8"	\$9,116.08
SPS72098	12'-4"	8'-3"	3'-3"	\$9,985.33
SPS72120	13'-2"	8'-3"	4'	\$10,827.35
SPS72150	14'	8'-3"	5'	\$11,230.70
SPS72180	14'-6"	8'-3"	6'	\$11,961.68

SPINERAMP W/ PLATFORM



ST71080	14'-5"	4'-1"	2'-8"	\$9,651.71
ST71098	15'-7"	4'-1"	3'-3"	\$10,082.92
ST71120	15'-10"	4'-1"	4'	\$10,638.64
ST71150	16'-6"	4'-1"	5'	\$11,203.73
ST71180	17'-5"	4'-1"	6'	\$11,942.01
ST73080	14'-5"	5'-1"	2'-8"	\$9,862.72
ST73098	15'-7"	5'-1"	3'-3"	\$10,430.11
ST83120	15'-10"	5'-1"	4'	\$10,946.33
ST73150	16'-6"	5'-1"	5'	\$11,539.49
ST73180	17'-5"	5'-1"	6'	\$12,270.49
ST74080	14'-5"	6'-2"	2'-8"	\$10,073.75
ST74098	15'-7"	6'-2"	3'-3"	\$10,777.30
ST74120	15'-10"	6'-2"	4'	\$11,254.02
ST74150	16'-6"	6'-2"	5'	\$11,875.25
ST75180	17'-5"	6'-2"	6'	\$12,598.97



ST72080	14'-5"	8'-3"	2'-8"	\$10,495.78
ST72098	15'-7"	8'-3"	3'-3"	\$11,471.69
ST72120	15'-10"	8'-3"	4'	\$11,869.41
ST72150	16'-6"	8'-3"	5'	\$12,546.77
ST72180	17'-5"	8'-3"	6'	\$13,255.94

WALL RIDE

WR0180	9'8"	4'1"	12'	\$8,964.06
--------	------	------	-----	------------

DESCRIPTION LENGTH WIDTH HEIGHT PRICE

CORNER BOWL 45° 5'R



PE545060	4'-7"	3'-7"	2'	\$4,363.42
PE545080	5'	3'-11"	2'-8"	\$4,824.90
PE545098	5'-4"	4'-1"	3'-3"	\$5,305.01
PE545120	5'-6"	4'-3"	4'	\$5,729.37
PE545150	5'-8"	4'-5"	5'	\$6,374.48

CORNER BOWL 5'R



PE5060	4'-7"	4'-7"	2'	\$4,844.67
PE5080	5'	5'	2'-8"	\$5,359.64
PE5098	5'-4"	5'-4"	3'-3"	\$5,899.15
PE5120	5'-6"	5'-6"	4'	\$6,380.87
PE5150	5'-8"	5'-8"	5'	\$7,116.44

CORNER BOWL 45° 7'R



PE745098	6'-8"	4'-7"	3'-3"	\$5,849.48
PE745120	7'	5'	4'	\$6,335.97
PE745150	7'-6"	5'-4"	5'	\$7,096.82
PE745180	7'-9"	5'-7"	6'	\$7,998.73

CORNER BOWL 7'R



2018 SpohnCrete Price List



PE7098	6'-8"	6'-8"	3'-3"	\$6,703.87
PE7120	7'	7'	4'	\$7,274.51
PE7150	7'-6"	7'-6"	5'	\$7,962.17
PE7180	7'-9"	7'-9"	6'	\$8,939.48

RADIUSSED BANK BOWLED CORNER



SE080	6'-6"	6'-6"	2'-8"	\$4,806.00
SE098	7'-4"	7'-4"	3'-3"	\$5,412.00
SE120	8'-4"	6'	4'	\$5,723.40
SE150	9'-9"	9'-9"	5'	\$9,657.00

LARGE CORNER BOWL 7'R

LPE7150	7'-10"	9'-1"	5'	\$8,422.05
LPE7180	8'-1"	9'-3"	6'	\$9,441.18
LPE7210	8'-3"	12'-4"	7'	\$10,929.20
LPE7240	8'-3"	12'-4"	8'	\$11,867.74
LPE7280	8'-3"	12'-4"	9'	\$12,918.92

LARGE CORNER BOWL 8'R

LPE8150	8'	11'-3"	5'	\$11,943.00
LPE8180	8'-3"	11'-9"	6'	\$12,465.00
LPE8240	8'-5"	12'-6"	8'	\$13,050.00




LARGE CORNER BOWL 5'R

LPE5080	6'-7"	14'-7"	2'-8"	\$12,387.00
---------	-------	--------	-------	-------------

DESCRIPTION LENGTH WIDTH HEIGHT PRICE

1/4 VOLCANO 5'R



KS080	6'-7"	15'-2"	2'-8"	\$6,990.00
-------	-------	--------	-------	------------

VOLCANO (price is for half of a full circle)



KS098-1	14'-7"	7'-3"	3'-3"	\$7,094.95
KS120-1	16'-4"	8'-2"	4'	\$7,877.95

VOLCANO (price is for one quarter of a full circle)



KS098-14	7'-3"	7'-3"	3'-3"	\$4,672.40
KS120-14	8'-2"	8'-2"	4'	\$5,187.94
KS150-14	8'-7"	8'-7"	5'	\$5,605.94

TRANSITION CORNER 7'R












PRT7080	5'-9"	5'-9"	2'-8"	\$3,984.71
PRT7098	6'-2"	6'-2"	3'-3"	\$4,140.95
PRT7120	6'-7"	6'-7"	4'	\$4,560.62
PRT7150	7'	7'	5'	\$4,821.13
PRT7180	7'-3"	7'-3"	6'	\$5,122.22

TRANSITION CORNER 8'R




PRT8120	7'-5"	7'-5"	4'	\$4,968.62
---------	-------	-------	----	------------

2018 SpohnCrete Price List

	PRT8150	7'-11"	7'-11"	5'	\$5,250.13
	PRT8180	8'-3"	8'-3"	6'	\$5,572.22
RAMP 7ft R. TO SPEEDRAMP CORNER					
	RSCL7098	7'-4"		3'-3"	\$4,818.00
	RSCR7098	7'-4"		3'-3"	\$4,818.00
	RSCL7120	8'-4"	6'-7"	4'	\$5,594.70
	RSCR7120	8'-4"	6'-7"	4'	\$5,594.70
	RSCL7150	9'-9"	7'	5'	\$7,011.00
	RSCR7150	9'-9"	7'	5'	\$7,011.00
RAMP 8ft R. TO SPEEDRAMP CORNER					
	RSL8180	7'-10"	11'-3"	6'	\$6,924.00
	RSCR8180	7'-10"	11'-3"	6'	\$6,924.00
RAMP 7ft R. TO SPEEDRAMP 45 DEGREE CORNER					
	RSC457120	8'-8"	6'-7"	4'H	\$6,243.00
	RSC457150	9'-9"	7'	5'	\$6,912.00
SPEEDRAMP VOLCANO (price is for one quarter of a full circle)					
	SV098-1	7'-4"	7'-4"	3'-3"H	\$3,626.38
	SV120-1	8'-4"	8'-4"	4'H	\$4,056.21
	SV150-1			5'H	\$4,142.28
RADIUSED BANK HIPPED CORNER					
	SC080	6'-6"	6'-6"	2'-8"	\$4,014.00
	SC098	7'-4"	7'-4"	3'-3"	\$4,422.00
	SC120	8'-4"	8'-4"	4'	\$4,872.00
DESCRIPTION LENGTH WIDTH HEIGHT					
RAMP 7' RADIUS WITH 90° RADIUS CORNER					
	RKS7098			3'3"	\$8,828.82
	RKS7120	8'-2"	16'-4"	4'	\$9,858.00
	RKS7150	7'-6"	15'-8"	5'	\$10,288.95
	RKS7180			6'	\$12,224.52
TRANSITION W/ RADIUSED BANK HIPPED CORNER					
	RRSC7080	5'-10"	11'-8"	2'-8"	\$9,430.44
	RRSC7098	6'-3"	12'-1"	3'-3"	\$9,919.56
	RRSC7120	6'-8"	12'-6"	4'	\$10,594.80
	RRSC7150	7'-1"	12'-11"	5'	\$11,275.80
TRANSITION 7'R W/ 90 DEGREE BOWLED CORNER					
	RPE7098	6'-8"	14'-11"	3'-3"	\$9,699.00
	RPE7120	7'	15'-3"	4'	\$10,773.00


2018 SpohnCrete Price List



RPE7150	7'-6"	15'-9"	5'	\$11,889.00
RPE7180	7'-9"	16'	6'	\$12,942.00


7'RADIUS BANK W/ LARGE BOWL

RLPE7150	7'-6"	13'	5'	\$12,186.00
----------	-------	-----	----	-------------




RADIUS BANK W/ 90 DEGREE HIPPED CORNER

SSC080	6'-6"	14'-9"	2'-8"	\$9,419.40
SSC098	7'-4"	15'-7"	3'-3"	\$9,981.84
SSC120	8'-4"	16'-7"	4'	\$10,901.10



RADIUS BANK W/ OUTSIDE CORNER

SSV080	6'-6"	14'-9"	2'-8"	\$8,821.44
SSV098	7'-4"	15'-7"	3'-3"	\$9,415.56
SSV120	8'-4"	16'-7"	4'	\$10,279.38




RADIUS BANK TO 90 DEGREE HIPPED CORNER

SRSC7080	6'-6"		2'-8"	\$10,207.44
SRSC7098	7'-4"		3'-3"	\$10,801.56
SRSC7120	8'-4"		4'	\$11,623.80

RADIUS BANK W/ 45 DEGREE CORNER

SRSC457080	6'-6"		2'-8"	\$10,207.44
SRSC457098	7'-4"		3'-3"	\$10,801.56
SRSC457120	8'-4"		4'	\$11,623.80



RADIUS BANK W/ BOWLED CORNER

SSE080	6'-6"	14'-9"	2'-8"	\$10,207.44
SSE098	7'-4"	15'-7"	3'-3"	\$10,801.56
SSE120	8'-4"	16'-7"	4'	\$11,623.80

7'RADIUS VOLCANO W/ BOWL

BV080	11'-6"	8'-2"	5'	\$10,548.00
-------	--------	-------	----	-------------

DESCRIPTION LENGTH WIDTH HEIGHT



BANKANO ROLLOVER (price is for one half of a full circle)

BK090-1	17'	8'-6"	3'	\$16,092.00
---------	-----	-------	----	-------------



Rased Bankcano

RBK098-1	8'-6"	8'-6"	3'-6"	
----------	-------	-------	-------	--

2018 SpohnCrete Price List



VOLCANO ROLLOVER (price is for one half of a full circle)



ROV030	10'	5'	1'	\$6,675.25
ROV060	13'-2"	6'-7"	2'	\$7,934.94
ROV090	14'	7'	3'	\$8,577.00


ROLLOVER



RO1030	10'	4'-1"	1'	\$5,546.43
RO1060	13'-2"	4'-1"	2'	\$6,807.75
RO1090	14'	4'-1"	3'	\$7,611.75



RO2030	10'	8'-3"	1'	\$6,734.43
RO2060	13'-2"	8'-3"	2"	\$7,995.75
RO2090	14'	8'-3"	3'	\$8,799.75



ROLLER COASTER

RI001-1	16'-8"	8'	2'	\$10,140.00
---------	--------	----	----	-------------



FLYING CARPET END

	8'-6"	12'	6'	\$9,954.00
--	-------	-----	----	------------



ROLLOVER WHIP

ROW1060-1	16'	4'	2'	\$11,952.00
-----------	-----	----	----	-------------



DRAGON TAIL LEFT AND RIGHT

DB001 - RIGHT	3'-4"	18'-3"	2'-6"	\$13,347.00
DB001 - LEFT	3'-4"	18'-3"	2'-6"	\$13,347.00



SHARK FIN






SF002-1	13'	8'-3"	3'	\$12,996.00
---------	-----	-------	----	-------------

DESCRIPTION LENGTH WIDTH HEIGHT PRICE




SMALL BENT PENNY

SBPL01	6'-7"	7'-8"	2'-5"	\$6,882.00
SBPR01	6'-7"	7'-8"	2'-5"	\$6,882.00
SBPL01-G1	6'-7"	7'-8"	2'-5"	\$6,882.00

2018 SpohnCrete Price List

	SBPR01-G1	6'-7"	7'-8"	2'-5"	\$6,882.00
	BENT PENNY				
	BPL01	8'-3"	9'-5"	4'	\$8,313.00
	BPR01	8'-3"	9'-5"	4'	\$8,313.00
	LARGE BENT PENNY (3 SECTIONS)				
	LBPL01	8'-5"	8'-3"	5'	\$8,061.00
	LBPR01	8'-6"	8'-3"	5'	\$8,082.00
	LBPO2	9'-1"	8'-3"	5'	\$8,229.00
	HALF MOON BANK				
	HMB2030	5'-9"	10'	1'	\$8,460.00
	HMB2060	6'-10"	10'	2'	\$8,460.00
	HMB2070	8'-3"	10'	2'-3"	\$8,460.00
	HMB2080	8'-9"	10'	2'-8"	\$8,460.00
	HMB2090	8'	10'	3'	\$8,460.00
	TACO				
	TAL01-1	7'-11"	13'-3"	3'-3"	\$10,269.00
	TAR01-1	7'-11"	13'-3"	3'-3"	\$10,269.00
	MINI TACO				
	MTA001	8'-6"	15'-8"	2'-6"	\$11,868.00
	CURVED TACO				
	TAL02-1	6'-7"	13'-6"	3'	\$10,332.00
	TAR02-1	6'-7"	13'-6"	3'	\$10,332.00
	CLAM SHELL				
	SHL150-1	7'-2"	7'-8"	9'	\$21,732.00
	WATERFALL 7FT RADIUS TO 8FT RADIUS				
	WTL74240	8'5"	12'	5' - 8'	\$526.84
	WTR74240	8'5"	12'	5' - 8'	\$526.84

2018 SpohnCrete Price List

	DESCRIPTION	LENGTH	WIDTH	HEIGHT	PRICE
STREET COMPONENTS; edge protection not included in price					
	CURB				
	CU001-1	8'	8"	5.5"	\$526.84
	GRIND CURB				
	CU002-1	9'	8"	6"	\$574.29
	PRISON BENCH				
	BB001-1	6'	1'-10"	1'-7"	\$2,790.48

2018 SpohnCrete Price List



PARK BENCH

BB001-12	8'	1'-8"	1'-5"	\$2,334.76
BB001--G12	8'	1'-8"	1'-5"	\$2,895.00




CONCAVE BENCH

BB002-1	7'	1'-10"	1'-7"	\$2,790.48
---------	----	--------	-------	------------



RADIUS BENCH

BB003-1	7'	1'-3"	1'-5"	\$2,493.00
---------	----	-------	-------	------------



LOVESIT BENCH

BB007-1	8'-3"	1'-8"	1'-4"	\$4,776.00
---------	-------	-------	-------	------------




SUSHI MANI

SM001-1	10'	4'	1'	\$6,516.00
---------	-----	----	----	------------




LONG SUSHI MANI

SM002-1	12'	4'	1'-7"	\$8,056.80
---------	-----	----	-------	------------



RAKED SUSHI MANI

SM003-1	12'	4'	1'-10"	\$9,046.80
---------	-----	----	--------	------------




MUSHROOM MANI


MU001-1	10'	4'	1'-4"	\$6,516.00
---------	-----	----	-------	------------

DESCRIPTION LENGTH WIDTH HEIGHT

MANUAL PAD



OB001-1	8'-3"	5'	1'	\$4,299.75
OB011-1	10'	8'	1'	\$5,040.00











MANUAL PAD

OB001-12	8'-3"	5'	1'-6"	\$4,725.00
----------	-------	----	-------	------------

2018 SpohnCrete Price List

	RAKED MANUAL PAD				
	OB002-1	8'-3"	5'	1'-8"	\$5,008.50
	LAUNCH				
	OB002-11	8'-3"	5'	1'	\$4,279.50
	2 STEP MANUAL				
	OB003-1	8'-3"	5'	2'	\$5,614.25
	2 STEP MANUAL WITH CURVET BACK				
	OB007-1	8'-3"	5'	2'	\$5,926.10
	3 STEP MANUAL				
	OB003-12	8'-3"	4' 6"	1' 6"	\$6,331.50
	3 STEP MANUAL WITH CURVED BACK				
	OB006-1	8'-3"	4' 6"	1' 6"	\$6,331.50
	3 STEP PODIUM GRIND				
	OB004-12	8'-3"	6'	1'	\$5,481.00
	DESCRIPTION	LENGTH	WIDTH	HEIGHT	
	PICNIC TABLE				
	OB004-1	8'-3"	5'	2'	\$6,155.73

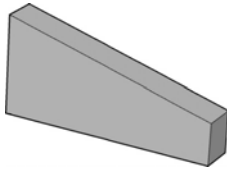
2018 SpohnCrete Price List

	OB005-1	8'-3"	6'8"	2'-8"	\$6,048.00
	JERSEY BARRIER				
	JB001-1	8'-3"	1'-10"	2'-8"	\$2,800.87
	COUCH				
	COU10-1	8'	4'4"	2'8"	\$4,851.00
	CURVED COUCH				
	COU20-1	10'	5'8"	2'	\$8,212.68
	GRIND CORNER				
	GC001-1	8'-3"	8'-3"	1'	\$5,614.25
	RAKED TRIANGLE PAD				
	RT091-1	6'-6"	7'	1'-8"	\$8,789.40
	CURVED GRIND LEDGE				
	CBC03-1	10'	2'	1'	\$2,708.57
	SLANTED CURVED LEDGE				
	SCBL060-1	8'	2'	1'-6"	\$5,256.00
	SBCR060-1	8'	2'	1'-6"	\$5,256.00
	DESCRIPTION	LENGTH	WIDTH	HEIGHT	
	HUBBA with FLAT				

2018 SpohnCrete Price List



HL080	13'	1'-6"	2'-8"	\$5,544.00
HL098	13'	1'-6"	3'-3"	\$5,755.68
HL120	13'	1'-6"	4'	\$5,967.36
HL130	13'	1'-6"	4'-4"	\$6,221.38
HL140	14'	1'-6"	4'-8"	\$6,551.49
HL150	14'	1'-6"	5'	\$6,629.30
HL180	15'	1'-6"	6'	\$7,222.32
HL210	16'	1'-6"	7'	\$8,101.53
HL240	18'	2'	8'	\$9,128.04
	16'	1'-6"	4'	\$8,467.20



HUBBA no FLAT

NARROW HUBBA

HLN14-100	4'-7"	9"	2'-8"	\$1,179.18
HLN14-200	8'-6"	9"	3'-3"	\$2,230.73
HLN14-300	10'-6"	9"	4'	\$2,940.03
HLN20-100	5'	9"	2'-8"	\$1,186.27
HLN20-200	7'-6"	9"	3'-3"	\$1,863.14
HLN20-300	9'-2"	9"	4'	\$2,417.89
HLN20-400	10'-9"	9"	4'-4"	\$2,785.66
HLN20-500	12'-9"	9"	4'-8"	\$3,342.01
HLN25-100	4'-7"	9"	2'-8"	\$1,036.49
HLN25-200	6'-7"	9"	3'-3"	\$1,491.19
HLN25-300	8'	9"	4'	\$1,907.22
HLN25-400	9'	9"	4'-4"	\$2,148.85
HLN25-500	9'-4"	9"	4'-8"	\$2,275.13
HLN25-600	11'-1"	9"	5'	\$2,656.94
HLN25-700	13'	9"	6'	\$3,293.47

STANDARD HUBBA

HLS14-100	4'-7"	1'-6"	2'-8"	\$1,665.36
HLS14-200	8'-6"	1'-6"	3'-3"	\$3,176.26
HLS14-300	10'-6"	1'-6"	4'	\$4,292.46
HLS20-100	5'	1'-6"	2'-8"	\$1,616.55
HLS20-200	7'-6"	1'-6"	3'-3"	\$2,592.28
HLS20-300	9'-2"	1'-6"	4'	\$3,449.76
HLS20-400	10'-9"	1'-6"	4'-4"	\$3,945.92
HLS20-500	12'-9"	1'-6"	4'-8"	\$4,756.20
HLS25-100	4'-7"	1'-6"	2'-8"	\$1,379.99
HLS25-200	6'-7"	1'-6"	3'-3"	\$1,986.98
HLS25-300	8'	1'-6"	4'	\$2,604.83
HLS25-400	9'	1'-6"	4'-4"	\$2,936.89
HLS25-500	9'-4"	1'-6"	4'-8"	\$3,139.07
HLS25-600	11'-1"	1'-6"	5'	\$3,638.09
HLS25-700	13'	1'-6"	6'	\$4,621.33

HUBBA w/ OVERHANG

HLO14-100	5'-7"	2'	2'-8"	\$2,226.13
HLO14-200	9'-6"	2'	3'-3"	\$3,902.19
HLO14-300	11'-6"	2'	4'	\$5,195.01
HLO20-100	6'	2'	2'-8"	\$2,111.97
HLO20-200	8'-6"	2'	3'-3"	\$3,213.37
HLO20-300	10'-2"	2'	4'	\$4,207.59
HLO20-400	11'-9"	2'	4'-4"	\$4,735.72
HLO20-500	13'-9"	2'	4'-8"	\$5,637.62
HLO25-100	5'-7"	2'	2'-8"	\$1,820.57
HLO25-200	7'-7"	2'	3'-3"	\$2,479.18
HLO25-300	9'	2'	4'	\$3,192.03
HLO25-400	10'	2'	4'-4"	\$3,555.08
HLO25-500	10'-4"	2'	4'-8"	\$3,794.22
HLO25-600	12'-1"	2'	5'	\$4,322.90
HLO25-700	14'	2'	6'	\$5,453.49



CURVED HUBBA LEDGE

CHL150-1	9'	2'	5'	\$4,030.20
----------	----	----	----	------------



TRIANGLE HUBBA

THL120	9'		4'	\$4,030.20
--------	----	--	----	------------



GRIND LEDGE

LG030-1	10'	1'-6"	1'	\$4,256.28
LG060-1	10'	1'-6"	2'	\$4,920.40
LG080-1	10'	1'-6"	2'-8"	\$4,960.65
LG098-1	10'	1'-6"	3'-3"	\$5,205.80
LG120-1	10'	1'-6"	4'	\$6,113.24
LG150-1	10'	1'-6"	5'	\$6,998.73

CURVED GRIND LEDGE

CL030-1	10'	2'	1'	\$5,385.60
CL060-1	12'	2'	2'	\$7,664.40




LA HIGH WALL

SL060-1	8'	3'-6"	2'	\$6,516.00
SL080-1	15'	4'	2'8"	\$8,977.50
SL120-1	12'	5'	4'	\$9,438.19
SL150-1	12'	6'	5'	\$12,001.50




LA HIGH WALL WITH BRICK INLAY

SL060-B1	8'	3'-6"	2'	\$8,631.00
SL080-B1	15'	4'	2'8"	\$10,867.50
SL090-B1	15'	4'	3'	\$11,430.00
SL098-B1	15'	4'-3"	3'-3"	\$11,970.00



FLAT DOWN LEDGE

FD030-1	12'	3'	1'-4"	\$8,514.00
---------	-----	----	-------	------------



FLAT UP LEDGE

FU060-1	12'	3'	1'-10"	\$8,514.00
---------	-----	----	--------	------------

DESCRIPTION LENGTH WIDTH HEIGHT PRICE

PLATFORM

2018 SpohnCrete Price List



T0060	4'-1"	4'-1"	2'	\$4,127.54
T0080	4'-1"	4'-1"	2'-8"	\$4,211.96
T0098	4'-1"	4'-1"	3'-3"	\$4,292.79
T0120	4'-1"	4'-1"	4'	\$4,596.36
T0150	4'-1"	4'-1"	5'	\$4,722.10
T0180	4'-1"	4'-1"	6'	\$4,883.77
T0210	4'-1"	4'-1"	7'	\$5,047.23



T2060	8'-3"	4'-1"	2'	\$4,902.78
T2080	8'-3"	4'-1"	2'-8"	\$5,051.87
T2098	8'-3"	4'-1"	3'-3"	\$5,186.59
T2120	8'-3"	4'-1"	4'	\$5,323.10
T2150	8'-3"	4'-1"	5'	\$5,698.52
T2180	8'-3"	4'-1"	6'	\$5,953.59
T2210	8'-3"	4'-1"	7'	\$6,246.38



T3030	8'-3"	8'-3"	1'	\$5,967.00
T3060	8'-3"	8'-3"	2'	\$6,912.73
T3080	8'-3"	8'-3"	2'-8"	\$7,119.30
T3098	8'-3"	8'-3"	3'-3"	\$7,316.88
T3120	8'-3"	8'-3"	4'	\$7,426.78
T3150	8'-3"	8'-3"	5'	\$8,045.51
T3180	8'-3"	8'-3"	6'	\$8,141.36
T3210	8'-3"	8'-3"	7'	\$8,466.49



T4060	16'-5"	4'-1"	2'	\$7,315.93
T4080	16'-5"	4'-1"	2'-8"	\$7,522.50
T4098	16'-5"	4'-1"	3'-3"	\$7,720.08
T4120	16'-5"	4'-1"	4'	\$7,829.98
T4150	16'-5"	4'-1"	5'	\$8,448.71
T4180	16'-5"	4'-1"	5'	\$8,994.60



T5060	16'-5"	8'-3"	2'	\$10,528.92
T5080	16'-5"	8'-3"	2'-8"	\$10,814.55
T5098	16'-5"	8'-3"	3'-3"	\$11,101.73
T5120	16'-5"	8'-3"	4'	\$11,153.89
T5150	16'-5"	8'-3"	5'	\$12,134.81
T5180	16'-5"	8'-3"	6'	\$12,885.00


DESCRIPTION LENGTH WIDTH HEIGHT PRICE




STAIRS

TR1030	3'	4'-1"	1'	\$3,973.20
TR1060	5'-5"	4'-1"	2'	\$4,418.40
TR1080	7'-3"	4'-1"	2'-8"	\$5,067.59
TR1090	8'	4'-1"	3'	\$5,275.80
TR1098	9'	4'-1"	3'-3"	\$5,608.83
TR1120	10'-10"	4'-1"	4'	\$6,472.40
TR1150	12'-8"	4'-1"	5'	\$7,196.92
TR1180	14'-6"	4'-1"	6'	\$7,964.78
TR5030	5'-5"	5'-1"	2'	\$4,849.80
TR5060	7'-3"	5'-1"	2'-8"	\$5,622.97
TR5080	8'	5'-1"	3'	\$6,018.30
TR5090	9'	5'-1"	3'-3"	\$6,425.57
TR5120	10'-10"	5'-1"	4'	\$7,365.09
TR5150	12'-8"	5'-1"	5'	\$8,253.83
TR5180	14'-6"	5'-1"	6'	\$9,131.15
TR6030	5'-5"	6'-2"	2'	\$5,197.20
TR6060	7'-3"	6'-2"	2'-8"	\$5,812.94

2018 SpohnCrete Price List



TR6080	8'	6'-2"	3'	\$6,357.60
TR6090	9'	6'-2"	3'-3"	\$6,788.71
TR6120	10'-10"	6'-2"	4'	\$7,711.79
TR6150	12'-8"	6'-2"	5'	\$8,672.33
TR6180	14'-6"	6'-2"	6'	\$9,566.72
TR2030	5'-5"	8'-3"	1'	\$6,039.00
TR2060	5'-5"	8'-3"	2'	\$6,444.90
TR2080	7'-3"	8'-3"	2'-8"	\$7,099.20
RT2090	8'	8'-3"	3'	\$7,326.00
TR2098	9'	8'-3"	3'-3"	\$7,943.18
TR2120	10'-10"	8'-3"	4'	\$9,047.33
TR2150	12'-8"	8'-3"	5'	\$9,975.86
TR2180	14'-6"	8'-3"	6'	\$11,034.45
TR3030	5'-5"	12'-4"	1'	\$10,038.00
TR3060	5'-5"	12'-4"	2'	\$10,404.30
TR3080	7'-3"	12'-4"	2'-8"	\$11,534.88
TR3090	8'	12'-4"	3'	\$11,721.00
TR3098	9'	12'-4"	3'-3"	\$12,180.36
TR3120	10'-10"	12'-4"	4'	\$13,512.90
TR3150	12'-8"	12'-4"	5'	\$14,222.58
TR3180	14'-6"	12'-4"	6'	\$15,678.54
TR4060	5'-5"	16'-5"	2'	\$12,472.80
TR4080	7'-3"	16'-5"	2'-8"	\$13,779.60
RT4090	8'	16'-5"	3'	\$14,037.00
TR4098	7'9"	16'-5"	3'-3"	\$15,090.36
TR4120	10'-10"	16'-5"	4'	\$16,373.40
TR4150	12'-8"	16'-5"	5'	\$17,109.96
TR4180	14'-6"	16'-5"	6'	\$18,099.96



CURVED STAIR

CTR2060	8'	9'-6"	2'	\$6,354.00
CTR2080	7'-3"	10'-7"	2'-8"	\$7,023.00
CTR2120	9'-7"	8'-7"	4'	\$9,543.00

CUSTOM CONCRETE OPTIONS







CUSTOM MOLDS - ONE-OFF CUSTOM MOLDS PER PROJECT

MLD-100	\$2,000.00
MLD-200	\$4,000.00
MLD-300	\$6,000.00
MLD-400	\$8,000.00
MLD-500	\$10,000.00













CUSTOM ELEMENTS - ONE-OFF CUSTOM ELEMENTS PER PROJECT

CE-50	\$1,000.00
CE-100	\$2,000.00
CE-150	\$3,000.00
CE-200	\$4,000.00
CE-300	\$6,000.00
CE-400	\$8,000.00
CE-500	\$10,000.00
CE-600	\$12,000.00
CE-700	\$14,000.00
CE-800	\$16,000.00
CE-900	\$18,000.00
CE-1000	\$20,000.00







**Spohn Ranch
US Communities**

Standard Deck		Part Number	Width (X)	Height (Y)	Depth (Z)		Price	USC Price		
Stand-alone		SPD-00001	4'	2'	4'	Stand-alone Deck Unit	\$2,240.64	\$2,106.20		
		SPD-00005	6'	2'	4'	Stand-alone Deck Unit	\$2,922.73	\$2,747.37		
		SPD-00009	8'	2'	4'	Stand-alone Deck Unit	\$3,345.71	\$3,144.97		
		SPD-00013	4'	2'	8'	Stand-alone Deck Unit	\$3,752.81	\$3,527.64		
		SPD-00017	6'	2'	8'	Stand-alone Deck Unit	\$4,672.64	\$4,392.28		
		SPD-00021	8'	2'	8'	Stand-alone Deck Unit	\$5,310.82	\$4,992.17		
		SPD-00025	4'	3'	4'	Stand-alone Deck Unit	\$2,468.20	\$2,320.11		
		SPD-00029	6'	3'	4'	Stand-alone Deck Unit	\$3,260.49	\$3,064.86		
		SPD-00033	8'	3'	4'	Stand-alone Deck Unit	\$3,863.67	\$3,443.85		
		SPD-00037	4'	3'	8'	Stand-alone Deck Unit	\$4,161.17	\$3,911.50		
		SPD-00041	6'	3'	8'	Stand-alone Deck Unit	\$5,191.21	\$4,879.74		
		SPD-00045	8'	3'	8'	Stand-alone Deck Unit	\$5,809.58	\$5,461.00		
Stand-alone: Deck, support posts & base plates, (handrails & enclosure panels: left, right & rear).										
Stand-alone		SPD-00049	4'	4'	4'	Stand-alone Deck Unit	\$2,207.82	\$2,075.35		
		SPD-00053	6'	4'	4'	Stand-alone Deck Unit	\$2,919.10	\$2,743.95		
		SPD-00057	8'	4'	4'	Stand-alone Deck Unit	\$3,275.83	\$3,079.28		
		SPD-00061	4'	4'	8'	Stand-alone Deck Unit	\$3,720.65	\$3,497.41		
		SPD-00065	6'	4'	8'	Stand-alone Deck Unit	\$4,644.19	\$4,365.54		
		SPD-00069	8'	4'	8'	Stand-alone Deck Unit	\$5,193.06	\$4,881.48		
		SPD-00077	6'	5'	4'	Stand-alone Deck Unit	\$3,186.24	\$2,995.07		
		SPD-00081	8'	5'	4'	Stand-alone Deck Unit	\$3,556.44	\$3,343.05		
		SPD-00089	6'	5'	8'	Stand-alone Deck Unit	\$4,997.09	\$4,697.26		
		SPD-00093	8'	5'	8'	Stand-alone Deck Unit	\$5,559.42	\$5,225.86		
		Stand-alone: Deck, support posts & base plates, (handrails & enclosure panels: left, right & rear).								
		Stand-alone		SPD-00101	6'	6'	4'	Stand-alone Deck Unit	\$3,261.81	\$3,066.10
SPD-00105	8'			6'	4'	Stand-alone Deck Unit	\$3,638.35	\$3,420.05		
SPD-00113	6'			6'	8'	Stand-alone Deck Unit	\$5,079.90	\$4,775.11		
SPD-00117	8'			6'	8'	Stand-alone Deck Unit	\$5,648.57	\$5,309.65		
SPD-00125	6'			7'	4'	Stand-alone Deck Unit	\$3,505.90	\$3,295.54		
SPD-00129	8'			7'	4'	Stand-alone Deck Unit	\$4,029.27	\$3,787.51		
SPD-00137	6'			7'	8'	Stand-alone Deck Unit	\$5,544.12	\$5,211.47		
SPD-00141	8'			7'	8'	Stand-alone Deck Unit	\$6,259.62	\$5,884.05		
SPD-00149	6'			8'	4'	Stand-alone Deck Unit	\$3,850.70	\$3,619.66		
SPD-00153	8'			8'	4'	Stand-alone Deck Unit	\$4,428.60	\$4,162.88		
SPD-00161	6'			8'	8'	Stand-alone Deck Unit	\$6,061.34	\$5,697.66		
SPD-00165	8'			8'	8'	Stand-alone Deck Unit	\$6,831.37	\$6,421.49		
Stand-alone: Deck, support posts & base plates, (handrails & enclosure panels: left, right & rear).										
Left		SPD-00002	4'	2'	4'	Left Deck Unit	\$1,753.90	\$1,648.66		
		SPD-00006	6'	2'	4'	Left Deck Unit	\$2,362.90	\$2,221.13		
		SPD-00010	8'	2'	4'	Left Deck Unit	\$2,740.57	\$2,576.13		
		SPD-00014	4'	2'	8'	Left Deck Unit	\$2,775.30	\$2,608.78		
		SPD-00018	6'	2'	8'	Left Deck Unit	\$3,586.58	\$3,380.78		
		SPD-00022	8'	2'	8'	Left Deck Unit	\$4,177.18	\$3,926.55		
		SPD-00026	4'	3'	4'	Left Deck Unit	\$1,930.54	\$1,814.71		
		SPD-00030	6'	3'	4'	Left Deck Unit	\$2,637.95	\$2,479.67		
		SPD-00034	8'	3'	4'	Left Deck Unit	\$2,997.93	\$2,818.06		
		SPD-00038	4'	3'	8'	Left Deck Unit	\$3,104.44	\$2,918.17		
		SPD-00042	6'	3'	8'	Left Deck Unit	\$4,024.12	\$3,782.67		
		SPD-00046	8'	3'	8'	Left Deck Unit	\$4,587.04	\$4,311.82		
Left: Includes Deck, support posts & base plates, (handrails & enclosure panels: left & rear).										
Left		SPD-00050	4'	4'	4'	Left Deck Unit	\$1,938.07	\$1,821.78		
		SPD-00054	6'	4'	4'	Left Deck Unit	\$2,649.34	\$2,490.38		
		SPD-00058	8'	4'	4'	Left Deck Unit	\$3,006.08	\$2,825.71		
		SPD-00062	4'	4'	8'	Left Deck Unit	\$3,139.34	\$2,950.98		
		SPD-00066	6'	4'	8'	Left Deck Unit	\$4,062.89	\$3,819.11		
		SPD-00070	8'	4'	8'	Left Deck Unit	\$4,622.56	\$4,345.21		
		SPD-00074	4'	5'	4'	Left Deck Unit	\$2,015.05	\$1,894.15		
		SPD-00078	6'	5'	4'	Left Deck Unit	\$2,879.38	\$2,706.62		
		SPD-00082	8'	5'	4'	Left Deck Unit	\$3,249.58	\$3,054.61		
		SPD-00086	4'	5'	8'	Left Deck Unit	\$3,324.36	\$3,124.90		
		SPD-00090	6'	5'	8'	Left Deck Unit	\$4,277.32	\$4,020.68		
		SPD-00094	8'	5'	8'	Left Deck Unit	\$4,850.46	\$4,559.43		
Left: Includes Deck, support posts & base plates, (handrails & enclosure panels: left & rear).										
Left		SPD-00098	4'	6'	4'	Left Deck Unit	\$2,218.68	\$2,085.56		
		SPD-00102	6'	6'	4'	Left Deck Unit	\$2,956.65	\$2,779.25		
		SPD-00106	8'	6'	4'	Left Deck Unit	\$3,333.18	\$3,133.19		
		SPD-00110	4'	6'	8'	Left Deck Unit	\$3,462.94	\$3,255.17		
		SPD-00114	6'	6'	8'	Left Deck Unit	\$4,413.19	\$4,148.39		
		SPD-00118	8'	6'	8'	Left Deck Unit	\$4,992.66	\$4,693.10		
		SPD-00146	4'	8'	4'	Left Deck Unit	\$2,763.33	\$2,597.53		
		SPD-00150	6'	8'	4'	Left Deck Unit	\$3,496.21	\$3,286.44		
		SPD-00154	8'	8'	4'	Left Deck Unit	\$4,074.11	\$3,829.66		
		SPD-00158	4'	8'	8'	Left Deck Unit	\$4,311.57	\$4,052.87		
		SPD-00162	6'	8'	8'	Left Deck Unit	\$5,256.72	\$4,941.31		
		SPD-00166	8'	8'	8'	Left Deck Unit	\$6,037.56	\$5,675.30		
Left: Includes Deck, support posts & base plates, (handrails & enclosure panels: left & rear).										







**Spohn Ranch
US Communities**

Standard Deck		Part Number	Width (X)	Height (Y)	Depth (Z)		Price	USC Price		
Stand-alone		SPD-0001	4'	2'	4'		\$2,587.94	\$2,432.67		
		SPD-0005	6'	2'	4'	Stand-alone Deck Unit	\$3,375.76	\$3,173.21		
		SPD-0009	8'	2'	4'	Stand-alone Deck Unit	\$3,864.30	\$3,632.44		
		SPD-0013	4'	2'	8'	Stand-alone Deck Unit	\$4,334.50	\$4,074.43		
		SPD-0017	6'	2'	8'	Stand-alone Deck Unit	\$5,396.91	\$5,073.09		
		SPD-0021	8'	2'	8'	Stand-alone Deck Unit	\$6,134.00	\$5,765.96		
		SPD-0025	4'	3'	4'	Stand-alone Deck Unit	\$2,850.77	\$2,679.72		
		SPD-0029	6'	3'	4'	Stand-alone Deck Unit	\$3,765.87	\$3,539.92		
		SPD-0033	8'	3'	4'	Stand-alone Deck Unit	\$4,231.55	\$3,977.65		
		SPD-0037	4'	3'	8'	Stand-alone Deck Unit	\$4,806.16	\$4,517.79		
		SPD-0041	6'	3'	8'	Stand-alone Deck Unit	\$5,995.85	\$5,636.10		
		SPD-0045	8'	3'	8'	Stand-alone Deck Unit	\$6,710.07	\$6,307.47		
Stand-alone: Deck, support posts & base plates, (handrails & enclosure panels: left, right & rear).										
Standard Deck		Part Number	Width (X)	Height (Y)	Depth (Z)		Price	USC Price		
Stand-alone		SPD-0049	4'	4'	4'	Stand-alone Deck Unit	\$2,856.04	\$2,684.68		
		SPD-0053	6'	4'	4'	Stand-alone Deck Unit	\$3,776.15	\$3,549.58		
		SPD-0057	8'	4'	4'	Stand-alone Deck Unit	\$4,237.62	\$3,983.36		
		SPD-0061	4'	4'	8'	Stand-alone Deck Unit	\$4,813.04	\$4,524.25		
		SPD-0065	6'	4'	8'	Stand-alone Deck Unit	\$6,007.74	\$5,647.27		
		SPD-0069	8'	4'	8'	Stand-alone Deck Unit	\$6,717.75	\$6,314.69		
		SPD-0077	6'	5'	4'	Stand-alone Deck Unit	\$4,121.73	\$3,874.42		
		SPD-0081	8'	5'	4'	Stand-alone Deck Unit	\$4,600.62	\$4,324.58		
		SPD-0089	6'	5'	8'	Stand-alone Deck Unit	\$6,464.24	\$6,076.39		
		SPD-0093	8'	5'	8'	Stand-alone Deck Unit	\$7,191.67	\$6,760.17		
		base plates, (handrails & enclosure panels: left, right & rear).								
		Standard Deck		Part Number	Width (X)	Height (Y)	Depth (Z)		Price	USC Price
Stand-alone		SPD-00101	6'	6'	4'	Stand-alone Deck Unit	\$4,219.49	\$3,966.32		
		SPD-00105	8'	6'	4'	Stand-alone Deck Unit	\$4,706.57	\$4,424.18		
		SPD-00113	6'	6'	8'	Stand-alone Deck Unit	\$6,571.37	\$6,177.08		
		SPD-00117	8'	6'	8'	Stand-alone Deck Unit	\$7,306.99	\$6,868.58		
		SPD-00125	6'	7'	4'	Stand-alone Deck Unit	\$4,535.23	\$4,263.12		
		SPD-00129	8'	7'	4'	Stand-alone Deck Unit	\$5,212.26	\$4,899.53		
		SPD-00137	6'	7'	8'	Stand-alone Deck Unit	\$7,171.88	\$6,741.57		
		SPD-00141	8'	7'	8'	Stand-alone Deck Unit	\$8,097.46	\$7,611.61		
		SPD-00149	6'	8'	4'	Stand-alone Deck Unit	\$4,981.27	\$4,682.39		
		SPD-00153	8'	8'	4'	Stand-alone Deck Unit	\$5,728.84	\$5,385.11		
		SPD-00161	6'	8'	8'	Stand-alone Deck Unit	\$7,840.95	\$7,370.50		
		SPD-00165	8'	8'	8'	Stand-alone Deck Unit	\$8,837.07	\$8,306.85		
Stand-alone: Deck, support posts & base plates, (handrails & enclosure panels: left, right & rear).										
Standard Deck		Part Number	Width (X)	Height (Y)	Depth (Z)		Price	USC Price		
Left		SPD-00002	4'	2'	4'	Left Deck Unit	\$2,268.84	\$2,132.71		
		SPD-00006	6'	2'	4'	Left Deck Unit	\$3,056.66	\$2,873.26		
		SPD-00010	8'	2'	4'	Left Deck Unit	\$3,545.20	\$3,332.49		
		SPD-00014	4'	2'	8'	Left Deck Unit	\$3,590.13	\$3,374.72		
		SPD-00018	6'	2'	8'	Left Deck Unit	\$4,652.54	\$4,373.39		
		SPD-00022	8'	2'	8'	Left Deck Unit	\$5,403.61	\$5,079.39		
		SPD-00026	4'	3'	4'	Left Deck Unit	\$2,497.35	\$2,347.51		
		SPD-00030	6'	3'	4'	Left Deck Unit	\$3,412.46	\$3,207.71		
		SPD-00034	8'	3'	4'	Left Deck Unit	\$3,878.13	\$3,645.44		
		SPD-00038	4'	3'	8'	Left Deck Unit	\$4,015.91	\$3,774.95		
		SPD-00042	6'	3'	8'	Left Deck Unit	\$5,205.61	\$4,893.27		
		SPD-00046	8'	3'	8'	Left Deck Unit	\$5,933.80	\$5,577.77		
		Left: Includes Deck, support posts & base plates, (handrails & enclosure panels: left & rear).								
		Standard Deck		Part Number	Width (X)	Height (Y)	Depth (Z)		Price	USC Price
		Left		SPD-00050	4'	4'	4'	Left Deck Unit	\$2,507.09	\$2,356.66
				SPD-00054	6'	4'	4'	Left Deck Unit	\$3,427.19	\$3,221.56
SPD-00058	8'			4'	4'	Left Deck Unit	\$3,888.67	\$3,655.35		
SPD-00062	4'			4'	8'	Left Deck Unit	\$4,061.06	\$3,817.39		
SPD-00066	6'			4'	8'	Left Deck Unit	\$5,255.76	\$4,940.41		
SPD-00070	8'			4'	8'	Left Deck Unit	\$5,979.75	\$5,620.97		
SPD-00074	4'			5'	4'	Left Deck Unit	\$2,606.68	\$2,450.28		
SPD-00078	6'			5'	4'	Left Deck Unit	\$3,724.78	\$3,501.29		
SPD-00082	8'			5'	4'	Left Deck Unit	\$4,203.66	\$3,951.44		
SPD-00086	4'			5'	8'	Left Deck Unit	\$4,300.40	\$4,042.37		
SPD-00090	6'			5'	8'	Left Deck Unit	\$5,533.14	\$5,201.16		
SPD-00094	8'			5'	8'	Left Deck Unit	\$6,274.56	\$5,898.08		
Left: Includes Deck, support posts & base plates, (handrails & enclosure panels: left & rear).										
Standard Deck		Part Number	Width (X)	Height (Y)	Depth (Z)		Price	USC Price		
Left		SPD-00098	4'	6'	4'	Left Deck Unit	\$2,870.09	\$2,697.88		
		SPD-00102	6'	6'	4'	Left Deck Unit	\$3,824.73	\$3,595.24		
		SPD-00106	8'	6'	4'	Left Deck Unit	\$4,311.81	\$4,053.10		
		SPD-00110	4'	6'	8'	Left Deck Unit	\$4,479.67	\$4,210.89		
		SPD-00114	6'	6'	8'	Left Deck Unit	\$5,708.90	\$5,366.37		
		SPD-00118	8'	6'	8'	Left Deck Unit	\$6,458.51	\$6,071.00		
		SPD-00146	4'	8'	4'	Left Deck Unit	\$3,574.65	\$3,360.17		
		SPD-00150	6'	8'	4'	Left Deck Unit	\$4,522.70	\$4,251.34		
		SPD-00154	8'	8'	4'	Left Deck Unit	\$5,270.28	\$4,954.06		
		SPD-00158	4'	8'	8'	Left Deck Unit	\$5,577.45	\$5,242.80		
		SPD-00162	6'	8'	8'	Left Deck Unit	\$6,800.10	\$6,392.09		
		SPD-00166	8'	8'	8'	Left Deck Unit	\$7,810.19	\$7,341.58		
Left: Includes Deck, support posts & base plates, (handrails & enclosure panels: left & rear).										

**Spohn Ranch
US Communities**

Standard Deck		Part Number	Width (X)	Height (Y)	Depth (Z)		Price	USC Price		
Right		SPD-0003	4'	2'	4'	Right Deck Unit	\$2,268.84	\$2,132.71		
		SPD-0007	6'	2'	4'	Right Deck Unit	\$3,056.66	\$2,873.26		
		SPD-0011	8'	2'	4'	Right Deck Unit	\$3,545.20	\$3,332.49		
		SPD-0015	4'	2'	8'	Right Deck Unit	\$3,590.13	\$3,374.72		
		SPD-0019	6'	2'	8'	Right Deck Unit	\$4,652.54	\$4,373.39		
		SPD-0023	8'	2'	8'	Right Deck Unit	\$5,403.61	\$5,079.39		
		SPD-0027	4'	3'	4'	Right Deck Unit	\$2,497.35	\$2,347.51		
		SPD-0031	6'	3'	4'	Right Deck Unit	\$3,412.46	\$3,207.71		
		SPD-0035	8'	3'	4'	Right Deck Unit	\$3,878.13	\$3,645.44		
		SPD-0039	4'	3'	8'	Right Deck Unit	\$4,015.91	\$3,774.95		
		SPD-0043	6'	3'	8'	Right Deck Unit	\$5,205.61	\$4,893.27		
		SPD-0047	8'	3'	8'	Right Deck Unit	\$5,933.80	\$5,577.77		
		Right: Includes Deck, support posts & base plates, (handrails & enclosure panels: right & rear).								
		Standard Deck		Part Number	Width (X)	Height (Y)	Depth (Z)		Price	USC Price
Right		SPD-0051	4'	4'	4'	Right Deck Unit	\$2,507.09	\$2,356.66		
		SPD-0055	6'	4'	4'	Right Deck Unit	\$3,427.19	\$3,221.56		
		SPD-0059	8'	4'	4'	Right Deck Unit	\$3,888.67	\$3,655.35		
		SPD-0063	4'	4'	8'	Right Deck Unit	\$4,061.06	\$3,817.39		
		SPD-0067	6'	4'	8'	Right Deck Unit	\$5,255.76	\$4,940.41		
		SPD-0071	8'	4'	8'	Right Deck Unit	\$5,979.75	\$5,620.97		
		SPD-0075	4'	5'	4'	Right Deck Unit	\$2,606.68	\$2,450.28		
		SPD-0079	6'	5'	4'	Right Deck Unit	\$3,724.78	\$3,501.29		
		SPD-0083	8'	5'	4'	Right Deck Unit	\$4,203.66	\$3,951.44		
		SPD-0087	4'	5'	8'	Right Deck Unit	\$4,300.40	\$4,042.37		
		SPD-0091	6'	5'	8'	Right Deck Unit	\$5,533.14	\$5,201.16		
		SPD-0095	8'	5'	8'	Right Deck Unit	\$6,274.56	\$5,898.08		
		Right: Includes Deck, support posts & base plates, (handrails & enclosure panels: right & rear).								
		Standard Deck		Part Number	Width (X)	Height (Y)	Depth (Z)		Price	USC Price
Right		SPD-0099	4'	6'	4'	Right Deck Unit	\$2,870.09	\$2,697.88		
		SPD-0103	6'	6'	4'	Right Deck Unit	\$3,824.73	\$3,595.24		
		SPD-0107	8'	6'	4'	Right Deck Unit	\$4,311.81	\$4,053.10		
		SPD-0111	4'	6'	8'	Right Deck Unit	\$4,479.67	\$4,210.89		
		SPD-0115	6'	6'	8'	Right Deck Unit	\$5,708.90	\$5,366.37		
		SPD-0119	8'	6'	8'	Right Deck Unit	\$6,458.51	\$6,071.00		
		SPD-0147	4'	8'	4'	Right Deck Unit	\$3,574.65	\$3,360.17		
		SPD-0151	6'	8'	4'	Right Deck Unit	\$4,522.70	\$4,251.34		
		SPD-0155	8'	8'	4'	Right Deck Unit	\$5,270.28	\$4,954.06		
		SPD-0159	4'	8'	8'	Right Deck Unit	\$5,577.45	\$5,242.80		
		SPD-0163	6'	8'	8'	Right Deck Unit	\$6,800.10	\$6,392.09		
		SPD-0167	8'	8'	8'	Right Deck Unit	\$7,810.19	\$7,341.58		
		Right: Includes Deck, support posts & base plates, (handrails & enclosure panels: right & rear).								
		Standard Deck		Part Number	Width (X)	Height (Y)	Depth (Z)		Price	USC Price
Center		SPD-0004	4'	2'	4'	Center Deck Unit	\$1,491.22	\$1,401.75		
		SPD-0008	6'	2'	4'	Center Deck Unit	\$2,274.79	\$2,138.31		
		SPD-0012	8'	2'	4'	Center Deck Unit	\$2,763.34	\$2,597.54		
		SPD-0016	4'	2'	8'	Center Deck Unit	\$2,335.58	\$2,195.45		
		SPD-0020	6'	2'	8'	Center Deck Unit	\$3,397.99	\$3,194.11		
		SPD-0024	8'	2'	8'	Center Deck Unit	\$4,135.08	\$3,886.98		
		SPD-0028	4'	3'	4'	Center Deck Unit	\$1,603.03	\$1,506.85		
		SPD-0032	6'	3'	4'	Center Deck Unit	\$2,509.64	\$2,359.07		
		SPD-0036	8'	3'	4'	Center Deck Unit	\$2,975.31	\$2,796.80		
		SPD-0040	4'	3'	8'	Center Deck Unit	\$2,443.14	\$2,296.55		
		SPD-0044	6'	3'	8'	Center Deck Unit	\$3,632.84	\$3,414.87		
		SPD-0048	8'	3'	8'	Center Deck Unit	\$4,347.06	\$4,086.23		
		Center: Includes Deck, support posts & base plates, (handrails & enclosure panels: rear only).								
		Standard Deck		Part Number	Width (X)	Height (Y)	Depth (Z)		Price	USC Price
Center		SPD-0052	4'	4'	4'	Center Deck Unit	\$1,603.91	\$1,507.67		
		SPD-0056	6'	4'	4'	Center Deck Unit	\$2,515.53	\$2,364.59		
		SPD-0060	8'	4'	4'	Center Deck Unit	\$2,977.00	\$2,798.38		
		SPD-0064	4'	4'	8'	Center Deck Unit	\$2,444.02	\$2,297.38		
		SPD-0068	6'	4'	8'	Center Deck Unit	\$3,638.72	\$3,420.40		
		SPD-0072	8'	4'	8'	Center Deck Unit	\$4,348.74	\$4,087.82		
		SPD-0076	4'	5'	4'	Center Deck Unit	\$1,714.03	\$1,611.19		
		SPD-0080	6'	5'	4'	Center Deck Unit	\$2,657.33	\$2,497.89		
		SPD-0084	8'	5'	4'	Center Deck Unit	\$3,136.22	\$2,948.04		
		SPD-0088	4'	5'	8'	Center Deck Unit	\$2,547.78	\$2,394.91		
		SPD-0092	6'	5'	8'	Center Deck Unit	\$3,780.52	\$3,553.69		
		SPD-0096	8'	5'	8'	Center Deck Unit	\$4,507.96	\$4,237.48		
		Center: Includes Deck, support posts & base plates, (handrails & enclosure panels: rear only).								
		Standard Deck		Part Number	Width (X)	Height (Y)	Depth (Z)		Price	USC Price
Center		SPD-0100	4'	6'	4'	Center Deck Unit	\$1,762.47	\$1,656.72		
		SPD-0104	6'	6'	4'	Center Deck Unit	\$2,693.77	\$2,532.14		
		SPD-0108	8'	6'	4'	Center Deck Unit	\$3,180.85	\$2,990.00		
		SPD-0112	4'	6'	8'	Center Deck Unit	\$2,587.73	\$2,432.47		
		SPD-0116	6'	6'	8'	Center Deck Unit	\$3,816.96	\$3,587.95		
		SPD-0120	8'	6'	8'	Center Deck Unit	\$4,552.59	\$4,279.44		
		SPD-0148	4'	8'	4'	Center Deck Unit	\$2,028.15	\$1,906.46		
		SPD-0152	6'	8'	4'	Center Deck Unit	\$2,963.48	\$2,785.67		
		SPD-0156	8'	8'	4'	Center Deck Unit	\$3,711.05	\$3,488.38		
		SPD-0160	4'	8'	8'	Center Deck Unit	\$2,864.02	\$2,692.18		
		SPD-0164	6'	8'	8'	Center Deck Unit	\$4,086.67	\$3,841.47		
		SPD-0168	8'	8'	8'	Center Deck Unit	\$5,082.79	\$4,777.82		
		Center: Includes Deck, support posts & base plates, (handrails & enclosure panels: rear only).								






**Spohn Ranch
US Communities**

Plaza Deck		Part Number	Width (X)	Height (Y)	Depth (Z)		Price	USC Price
Stand-alone Fw.		SPD-00197	6'	3'	4'	Stand-alone Front Deck Unit	\$3,261.87	\$3,066.16
		SPD-00201	8'	3'	4'	Stand-alone Front Deck Unit	\$3,596.51	\$3,380.72
		SPD-00209	6'	3'	8'	Stand-alone Front Deck Unit	\$5,491.85	\$5,162.34
		SPD-00213	8'	3'	8'	Stand-alone Front Deck Unit	\$6,075.03	\$5,710.53
		SPD-00221	6'	4'	4'	Stand-alone Front Deck Unit	\$3,272.15	\$3,075.82
		SPD-00225	8'	4'	4'	Stand-alone Front Deck Unit	\$3,602.58	\$3,386.43
		SPD-00233	6'	4'	8'	Stand-alone Front Deck Unit	\$5,503.74	\$5,173.51
		SPD-00237	8'	4'	8'	Stand-alone Front Deck Unit	\$6,082.71	\$5,717.75
Stand-alone Fw: Deck, support posts & base plates, (handrails & enclosure panels: left, right only).								
Stand-alone Fw.		SPD-00245	6'	5'	4'	Stand-alone Front Deck Unit	\$3,617.73	\$3,400.66
		SPD-00249	8'	5'	4'	Stand-alone Front Deck Unit	\$3,965.58	\$3,727.64
		SPD-00257	6'	5'	8'	Stand-alone Front Deck Unit	\$5,960.24	\$5,602.63
		SPD-00261	8'	5'	8'	Stand-alone Front Deck Unit	\$6,556.63	\$6,163.24
		SPD-00269	6'	6'	4'	Stand-alone Front Deck Unit	\$3,715.49	\$3,492.56
		SPD-00273	8'	6'	4'	Stand-alone Front Deck Unit	\$4,071.53	\$3,827.24
		SPD-00281	6'	6'	8'	Stand-alone Front Deck Unit	\$6,067.37	\$5,703.32
		SPD-00285	8'	6'	8'	Stand-alone Front Deck Unit	\$6,671.95	\$6,271.64
		SPD-00317	6'	8'	4'	Stand-alone Front Deck Unit	\$4,477.27	\$4,208.63
		SPD-00321	8'	8'	4'	Stand-alone Front Deck Unit	\$5,093.80	\$4,788.17
		SPD-00329	6'	8'	8'	Stand-alone Front Deck Unit	\$7,336.95	\$6,896.74
		SPD-00333	8'	8'	8'	Stand-alone Front Deck Unit	\$8,202.03	\$7,709.91
		Stand-alone Fw: Deck, support posts & base plates, (handrails & enclosure panels: left, right only).						
Left: Forward		SPD-00218	4'	4'	4'	Left Front Deck Unit	\$2,194.61	\$2,062.93
		SPD-00222	6'	4'	4'	Left Front Deck Unit	\$2,923.19	\$2,747.80
		SPD-00226	8'	4'	4'	Left Front Deck Unit	\$3,253.63	\$3,058.41
		SPD-00230	4'	4'	8'	Left Front Deck Unit	\$3,748.58	\$3,523.66
		SPD-00234	6'	4'	8'	Left Front Deck Unit	\$4,751.76	\$4,466.65
		SPD-00238	8'	4'	8'	Left Front Deck Unit	\$5,344.71	\$5,024.03
		SPD-00242	4'	5'	4'	Left Front Deck Unit	\$2,294.20	\$2,156.54
		SPD-00246	6'	5'	4'	Left Front Deck Unit	\$3,220.78	\$3,027.53
		SPD-00250	8'	5'	4'	Left Front Deck Unit	\$3,568.62	\$3,354.51
		SPD-00254	4'	5'	8'	Left Front Deck Unit	\$3,987.92	\$3,748.64
		SPD-00258	6'	5'	8'	Left Front Deck Unit	\$5,029.14	\$4,727.40
		SPD-00262	8'	5'	8'	Left Front Deck Unit	\$5,639.52	\$5,301.14
Left Fw: Includes Deck, support posts & base plates, (handrails & enclosure panels: left only).								
Left: Forward		SPD-00266	4'	6'	4'	Left Front Deck Unit	\$2,557.61	\$2,404.15
		SPD-00270	6'	6'	4'	Left Front Deck Unit	\$3,320.73	\$3,121.48
		SPD-00274	8'	6'	4'	Left Front Deck Unit	\$3,676.77	\$3,456.17
		SPD-00278	4'	6'	8'	Left Front Deck Unit	\$4,167.19	\$3,917.16
		SPD-00282	6'	6'	8'	Left Front Deck Unit	\$5,204.90	\$4,892.61
		SPD-00286	8'	6'	8'	Left Front Deck Unit	\$5,823.47	\$5,474.06
		SPD-00314	4'	8'	4'	Left Front Deck Unit	\$3,262.17	\$3,066.44
		SPD-00318	6'	8'	4'	Left Front Deck Unit	\$4,018.70	\$3,777.58
		SPD-00322	8'	8'	4'	Left Front Deck Unit	\$4,635.24	\$4,357.12
		SPD-00326	4'	8'	8'	Left Front Deck Unit	\$5,264.97	\$4,949.07
		SPD-00330	6'	8'	8'	Left Front Deck Unit	\$6,296.10	\$5,918.33
		SPD-00334	8'	8'	8'	Left Front Deck Unit	\$7,175.15	\$6,744.64
Left Fw: Includes Deck, support posts & base plates, (handrails & enclosure panels: left only).								
Right: Forward		SPD-00219	4'	4'	4'	Right Front Deck Unit	\$2,194.61	\$2,062.93
		SPD-00223	6'	4'	4'	Right Front Deck Unit	\$2,923.19	\$2,747.80
		SPD-00227	8'	4'	4'	Right Front Deck Unit	\$3,253.63	\$3,058.41
		SPD-00231	4'	4'	8'	Right Front Deck Unit	\$3,748.58	\$3,523.66
		SPD-00235	6'	4'	8'	Right Front Deck Unit	\$4,751.76	\$4,466.65
		SPD-00239	8'	4'	8'	Right Front Deck Unit	\$5,344.71	\$5,024.03
		SPD-00243	4'	5'	4'	Right Front Deck Unit	\$2,294.20	\$2,156.54
		SPD-00247	6'	5'	4'	Right Front Deck Unit	\$3,220.78	\$3,027.53
		SPD-00251	8'	5'	4'	Right Front Deck Unit	\$3,568.62	\$3,354.51
		SPD-00255	4'	5'	8'	Right Front Deck Unit	\$3,987.92	\$3,748.64
		SPD-00259	6'	5'	8'	Right Front Deck Unit	\$5,029.14	\$4,727.40
		SPD-00263	8'	5'	8'	Right Front Deck Unit	\$5,639.52	\$5,301.14
Right Fw: Includes Deck, support posts & base plates, (handrails & enclosure panels: right only).								
Right: Forward		SPD-00267	4'	6'	4'	Right Front Deck Unit	\$2,557.61	\$2,404.15
		SPD-00271	6'	6'	4'	Right Front Deck Unit	\$3,320.73	\$3,121.48
		SPD-00275	8'	6'	4'	Right Front Deck Unit	\$3,676.77	\$3,456.17
		SPD-00279	4'	6'	8'	Right Front Deck Unit	\$4,167.19	\$3,917.16
		SPD-00283	6'	6'	8'	Right Front Deck Unit	\$5,204.90	\$4,892.61
		SPD-00287	8'	6'	8'	Right Front Deck Unit	\$5,823.47	\$5,474.06
		SPD-00315	4'	8'	4'	Right Front Deck Unit	\$3,262.17	\$3,066.44
		SPD-00319	6'	8'	4'	Right Front Deck Unit	\$4,018.70	\$3,777.58
		SPD-00323	8'	8'	4'	Right Front Deck Unit	\$4,635.24	\$4,357.12
		SPD-00327	4'	8'	8'	Right Front Deck Unit	\$5,264.97	\$4,949.07
		SPD-00331	6'	8'	8'	Right Front Deck Unit	\$6,296.10	\$5,918.33
		SPD-00335	8'	8'	8'	Right Front Deck Unit	\$7,175.15	\$6,744.64
Right Fw: Includes Deck, support posts & base plates, (handrails & enclosure panels: right only).								







**Spohn Ranch
US Communities**

Plaza Deck		Part Number	Width (X)	Height (Y)	Depth (Z)		Price	USC Price
Center: Forward		SPD-00220	4'	4'	4'	Center Front Deck Unit	\$1,291.43	\$1,213.94
		SPD-00224	6'	4'	4'	Center Front Deck Unit	\$2,011.53	\$1,890.83
		SPD-00228	8'	4'	4'	Center Front Deck Unit	\$2,341.96	\$2,201.44
		SPD-00232	4'	4'	8'	Center Front Deck Unit	\$2,131.54	\$2,003.65
		SPD-00236	6'	4'	8'	Center Front Deck Unit	\$3,134.72	\$2,946.64
		SPD-00240	8'	4'	8'	Center Front Deck Unit	\$3,713.70	\$3,490.88
		SPD-00244	4'	5'	4'	Center Front Deck Unit	\$1,401.55	\$1,317.45
		SPD-00248	6'	5'	4'	Center Front Deck Unit	\$2,153.33	\$2,024.13
		SPD-00252	8'	5'	4'	Center Front Deck Unit	\$2,501.18	\$2,351.11
		SPD-00256	4'	5'	8'	Center Front Deck Unit	\$2,235.30	\$2,101.18
		SPD-00260	6'	5'	8'	Center Front Deck Unit	\$3,276.52	\$3,079.93
SPD-00264	8'	5'	8'	Center Front Deck Unit	\$3,872.92	\$3,640.54		
Center Fw: Includes Deck, support posts & base plates, (handrails & enclosure panels: none).								
Plaza Deck		Part Number	Width (X)	Height (Y)	Depth (Z)		Price	USC Price
Center: Forward		SPD-00268	4'	6'	4'	Center Front Deck Unit	\$1,449.99	\$1,362.99
		SPD-00272	6'	6'	4'	Center Front Deck Unit	\$2,189.77	\$2,058.38
		SPD-00276	8'	6'	4'	Center Front Deck Unit	\$2,545.81	\$2,393.06
		SPD-00280	4'	6'	8'	Center Front Deck Unit	\$2,275.25	\$2,138.73
		SPD-00284	6'	6'	8'	Center Front Deck Unit	\$3,312.96	\$3,114.19
		SPD-00288	8'	6'	8'	Center Front Deck Unit	\$3,917.55	\$3,682.50
		SPD-00316	4'	8'	4'	Center Front Deck Unit	\$1,715.67	\$1,612.73
		SPD-00320	6'	8'	4'	Center Front Deck Unit	\$2,459.48	\$2,311.91
		SPD-00324	8'	8'	4'	Center Front Deck Unit	\$3,076.01	\$2,891.45
		SPD-00328	4'	8'	8'	Center Front Deck Unit	\$2,551.54	\$2,398.45
		SPD-00332	6'	8'	8'	Center Front Deck Unit	\$3,582.67	\$3,367.71
SPD-00336	8'	8'	8'	Center Front Deck Unit	\$4,447.75	\$4,180.88		
Center Fw: Includes Deck, support posts & base plates, (handrails & enclosure panels: none).								
Plaza Deck		Part Number	Width (X)	Height (Y)	Depth (Z)		Price	USC Price
Left: Center		SPD-00386	4'	4'	4'	Left Center Deck Unit	\$1,603.91	\$1,507.67
		SPD-00390	6'	4'	4'	Left Center Deck Unit	\$2,515.53	\$2,364.59
		SPD-00394	8'	4'	4'	Left Center Deck Unit	\$2,977.00	\$2,798.38
		SPD-00398	4'	4'	8'	Left Center Deck Unit	\$2,444.02	\$2,297.38
		SPD-00402	6'	4'	8'	Left Center Deck Unit	\$3,638.72	\$3,420.40
		SPD-00406	8'	4'	8'	Left Center Deck Unit	\$4,348.74	\$4,087.82
		SPD-00410	4'	5'	4'	Left Center Deck Unit	\$1,714.03	\$1,611.19
		SPD-00414	6'	5'	4'	Left Center Deck Unit	\$2,657.33	\$2,497.89
		SPD-00418	8'	5'	4'	Left Center Deck Unit	\$3,136.22	\$2,948.04
		SPD-00422	4'	5'	8'	Left Center Deck Unit	\$2,547.78	\$2,394.91
		SPD-00426	6'	5'	8'	Left Center Deck Unit	\$3,780.52	\$3,553.69
SPD-00430	8'	5'	8'	Left Center Deck Unit	\$4,507.96	\$4,237.48		
Left Ct: Includes Deck, support posts & base plates, (handrails & enclosure panels: left only).								
Plaza Deck		Part Number	Width (X)	Height (Y)	Depth (Z)		Price	USC Price
Left: Center		SPD-00434	4'	6'	4'	Left Center Deck Unit	\$1,762.47	\$1,656.72
		SPD-00438	6'	6'	4'	Left Center Deck Unit	\$2,693.77	\$2,532.14
		SPD-00442	8'	6'	4'	Left Center Deck Unit	\$3,180.85	\$2,990.00
		SPD-00446	4'	6'	8'	Left Center Deck Unit	\$2,587.73	\$2,432.47
		SPD-00450	6'	6'	8'	Left Center Deck Unit	\$3,816.96	\$3,587.95
		SPD-00454	8'	6'	8'	Left Center Deck Unit	\$4,552.59	\$4,279.44
		SPD-00482	4'	8'	4'	Left Center Deck Unit	\$2,028.15	\$1,906.46
		SPD-00486	6'	8'	4'	Left Center Deck Unit	\$2,963.48	\$2,785.67
		SPD-00490	8'	8'	4'	Left Center Deck Unit	\$3,711.05	\$3,488.38
		SPD-00494	4'	8'	8'	Left Center Deck Unit	\$2,864.02	\$2,692.18
		SPD-00498	6'	8'	8'	Left Center Deck Unit	\$4,086.67	\$3,841.47
SPD-00502	8'	8'	8'	Left Center Deck Unit	\$5,082.79	\$4,777.82		
Left Ct: Includes Deck, support posts & base plates, (handrails & enclosure panels: left only).								
Plaza Deck		Part Number	Width (X)	Height (Y)	Depth (Z)		Price	USC Price
Right: Center		SPD-00387	4'	4'	4'	Right Center Deck Unit	\$1,603.91	\$1,507.67
		SPD-00391	6'	4'	4'	Right Center Deck Unit	\$2,515.53	\$2,364.59
		SPD-00395	8'	4'	4'	Right Center Deck Unit	\$2,977.00	\$2,798.38
		SPD-00399	4'	4'	8'	Right Center Deck Unit	\$2,444.02	\$2,297.38
		SPD-00403	6'	4'	8'	Right Center Deck Unit	\$3,638.72	\$3,420.40
		SPD-00407	8'	4'	8'	Right Center Deck Unit	\$4,348.74	\$4,087.82
		SPD-00411	4'	5'	4'	Right Center Deck Unit	\$1,714.03	\$1,611.19
		SPD-00415	6'	5'	4'	Right Center Deck Unit	\$2,657.33	\$2,497.89
		SPD-00419	8'	5'	4'	Right Center Deck Unit	\$3,136.22	\$2,948.04
		SPD-00423	4'	5'	8'	Right Center Deck Unit	\$2,547.78	\$2,394.91
		SPD-00427	6'	5'	8'	Right Center Deck Unit	\$3,780.52	\$3,553.69
SPD-00431	8'	5'	8'	Right Center Deck Unit	\$4,507.96	\$4,237.48		
Right Ct: Includes Deck, support posts & base plates, (handrails & enclosure panels: right only).								
Plaza Deck		Part Number	Width (X)	Height (Y)	Depth (Z)		Price	USC Price
Right: Center		SPD-00435	4'	6'	4'	Right Center Deck Unit	\$1,762.47	\$1,656.72
		SPD-00439	6'	6'	4'	Right Center Deck Unit	\$2,693.77	\$2,532.14
		SPD-00443	8'	6'	4'	Right Center Deck Unit	\$3,180.85	\$2,990.00
		SPD-00447	4'	6'	8'	Right Center Deck Unit	\$2,587.73	\$2,432.47
		SPD-00451	6'	6'	8'	Right Center Deck Unit	\$3,816.96	\$3,587.95
		SPD-00455	8'	6'	8'	Right Center Deck Unit	\$4,552.59	\$4,279.44
		SPD-00483	4'	8'	4'	Right Center Deck Unit	\$2,028.15	\$1,906.46
		SPD-00487	6'	8'	4'	Right Center Deck Unit	\$2,963.48	\$2,785.67
		SPD-00491	8'	8'	4'	Right Center Deck Unit	\$3,711.05	\$3,488.38
		SPD-00495	4'	8'	8'	Right Center Deck Unit	\$2,864.02	\$2,692.18
		SPD-00499	6'	8'	8'	Right Center Deck Unit	\$4,086.67	\$3,841.47
SPD-00503	8'	8'	8'	Right Center Deck Unit	\$5,082.79	\$4,777.82		
Right Ct: Includes Deck, support posts & base plates, (handrails & enclosure panels: right only).								

**Spohn Ranch
US Communities**

		Part Number	Width (X)	Height (Y)	Depth (Z)		Price	USC Price	
Center: Center		Plaza Deck							
		SPD-00388	4'	4'	4'	Center Center Deck Unit	\$1,291.43	\$1,213.94	
		SPD-00392	6'	4'	4'	Center Center Deck Unit	\$2,011.53	\$1,890.83	
		SPD-00396	8'	4'	4'	Center Center Deck Unit	\$2,341.96	\$2,201.44	
		SPD-00400	4'	4'	8'	Center Center Deck Unit	\$2,131.54	\$2,003.65	
		SPD-00404	6'	4'	8'	Center Center Deck Unit	\$3,134.72	\$2,946.64	
		SPD-00408	8'	4'	8'	Center Center Deck Unit	\$3,713.70	\$3,490.88	
		SPD-00412	4'	5'	4'	Center Center Deck Unit	\$1,401.55	\$1,317.45	
		SPD-00416	6'	5'	4'	Center Center Deck Unit	\$2,153.33	\$2,024.13	
		SPD-00420	8'	5'	4'	Center Center Deck Unit	\$2,501.18	\$2,351.11	
		SPD-00424	4'	5'	8'	Center Center Deck Unit	\$2,235.30	\$2,101.18	
		SPD-00428	6'	5'	8'	Center Center Deck Unit	\$3,276.52	\$3,079.93	
		SPD-00432	8'	5'	8'	Center Center Deck Unit	\$3,872.92	\$3,640.54	
		Center Ct: Includes Deck, support posts & base plates, (handrails & enclosure panels: none).							
Center: Center		Plaza Deck							
		SPD-00436	4'	6'	4'	Center Center Deck Unit	\$1,449.99	\$1,362.99	
		SPD-00440	6'	6'	4'	Center Center Deck Unit	\$2,189.77	\$2,058.38	
		SPD-00444	8'	6'	4'	Center Center Deck Unit	\$2,545.81	\$2,393.06	
		SPD-00448	4'	6'	8'	Center Center Deck Unit	\$2,275.25	\$2,138.73	
		SPD-00452	6'	6'	8'	Center Center Deck Unit	\$3,312.96	\$3,114.19	
		SPD-00456	8'	6'	8'	Center Center Deck Unit	\$3,917.55	\$3,682.50	
		SPD-00484	4'	8'	4'	Center Center Deck Unit	\$1,715.67	\$1,612.73	
		SPD-00488	6'	8'	4'	Center Center Deck Unit	\$2,459.48	\$2,311.91	
		SPD-00492	8'	8'	4'	Center Center Deck Unit	\$3,076.01	\$2,891.45	
		SPD-00496	4'	8'	8'	Center Center Deck Unit	\$2,551.54	\$2,398.45	
		SPD-00500	6'	8'	8'	Center Center Deck Unit	\$3,582.67	\$3,367.71	
		SPD-00504	8'	8'	8'	Center Center Deck Unit	\$4,447.75	\$4,180.88	
		Center Ct: Includes Deck, support posts & base plates, (handrails & enclosure panels: none).							
Stand-alone: Rear		Plaza Deck							
		SPD-00553	4'	4'	4'	Stand-alone Rear Deck Unit	\$2,856.04	\$2,684.68	
		SPD-00557	6'	4'	4'	Stand-alone Rear Deck Unit	\$3,776.15	\$3,549.58	
		SPD-00561	8'	4'	4'	Stand-alone Rear Deck Unit	\$4,237.62	\$3,983.36	
		SPD-00565	4'	4'	8'	Stand-alone Rear Deck Unit	\$4,813.04	\$4,524.25	
		SPD-00569	6'	4'	8'	Stand-alone Rear Deck Unit	\$6,007.74	\$5,647.27	
		SPD-00573	8'	4'	8'	Stand-alone Rear Deck Unit	\$6,717.75	\$6,314.69	
		SPD-00577	4'	5'	4'	Stand-alone Rear Deck Unit	\$3,163.57	\$2,973.76	
		SPD-00581	6'	5'	4'	Stand-alone Rear Deck Unit	\$4,121.73	\$3,874.42	
		SPD-00585	8'	5'	4'	Stand-alone Rear Deck Unit	\$4,600.62	\$4,324.58	
		SPD-00589	4'	5'	8'	Stand-alone Rear Deck Unit	\$5,231.49	\$4,917.60	
		SPD-00593	6'	5'	8'	Stand-alone Rear Deck Unit	\$6,464.24	\$6,076.39	
		SPD-00597	8'	5'	8'	Stand-alone Rear Deck Unit	\$7,191.67	\$6,760.17	
		Stand-alone Rr: Deck, support posts & base plates, (handrails & enclosure panels: left right & rear).							
Stand-alone: Rear		Plaza Deck							
		SPD-00601	4'	6'	4'	Stand-alone Rear Deck Unit	\$3,264.84	\$3,068.95	
		SPD-00605	6'	6'	4'	Stand-alone Rear Deck Unit	\$4,219.49	\$3,966.32	
		SPD-00609	8'	6'	4'	Stand-alone Rear Deck Unit	\$4,706.57	\$4,424.18	
		SPD-00613	4'	6'	8'	Stand-alone Rear Deck Unit	\$5,342.13	\$5,021.60	
		SPD-00617	6'	6'	8'	Stand-alone Rear Deck Unit	\$6,571.37	\$6,177.08	
		SPD-00621	8'	6'	8'	Stand-alone Rear Deck Unit	\$7,306.99	\$6,868.58	
		SPD-00649	4'	8'	4'	Stand-alone Rear Deck Unit	\$4,033.21	\$3,791.22	
		SPD-00653	6'	8'	4'	Stand-alone Rear Deck Unit	\$4,981.27	\$4,682.39	
		SPD-00657	8'	8'	4'	Stand-alone Rear Deck Unit	\$5,728.84	\$5,385.11	
		SPD-00661	4'	8'	8'	Stand-alone Rear Deck Unit	\$6,618.30	\$6,221.20	
		SPD-00665	6'	8'	8'	Stand-alone Rear Deck Unit	\$7,840.95	\$7,370.50	
		SPD-00669	8'	8'	8'	Stand-alone Rear Deck Unit	\$8,837.07	\$8,306.85	
		Stand-alone Rr: Deck, suSPort posts & base plates, (handrails & enclosure panels: left right & rear).							
Left: Rear		Plaza Deck							
		SPD-00554	4'	4'	4'	Left Rear Deck Unit	\$2,507.09	\$2,356.66	
		SPD-00558	6'	4'	4'	Left Rear Deck Unit	\$3,427.19	\$3,221.56	
		SPD-00562	8'	4'	4'	Left Rear Deck Unit	\$3,888.67	\$3,655.35	
		SPD-00566	4'	4'	8'	Left Rear Deck Unit	\$4,061.06	\$3,817.39	
		SPD-00570	6'	4'	8'	Left Rear Deck Unit	\$5,255.76	\$4,940.41	
		SPD-00574	8'	4'	8'	Left Rear Deck Unit	\$5,979.75	\$5,620.97	
		SPD-00578	4'	5'	4'	Left Rear Deck Unit	\$2,606.68	\$2,450.28	
		SPD-00582	6'	5'	4'	Left Rear Deck Unit	\$3,724.78	\$3,501.29	
		SPD-00586	8'	5'	4'	Left Rear Deck Unit	\$4,203.66	\$3,951.44	
		SPD-00590	4'	5'	8'	Left Rear Deck Unit	\$4,300.40	\$4,042.37	
		SPD-00594	6'	5'	8'	Left Rear Deck Unit	\$5,533.14	\$5,201.16	
		SPD-00598	8'	5'	8'	Left Rear Deck Unit	\$6,274.56	\$5,898.08	
		Left Rr: Includes Deck, support posts & base plates, (handrails & enclosure panels: left & rear).							







**Spohn Ranch
US Communities**

		Part Number	Width (X)	Height (Y)	Depth (Z)		Price	USC Price	
Left: Rear		Plaza Deck		Part Number Width (X) Height (Y) Depth (Z)					
		SPD-00602	4'	6'	4'	Left Rear Deck Unit	\$2,870.09	\$2,697.88	
		SPD-00606	6'	6'	4'	Left Rear Deck Unit	\$3,824.73	\$3,595.24	
		SPD-00610	8'	6'	4'	Left Rear Deck Unit	\$4,311.81	\$4,053.10	
		SPD-00614	4'	6'	8'	Left Rear Deck Unit	\$4,479.67	\$4,210.89	
		SPD-00618	6'	6'	8'	Left Rear Deck Unit	\$5,708.90	\$5,366.37	
		SPD-00622	8'	6'	8'	Left Rear Deck Unit	\$6,458.51	\$6,071.00	
		SPD-00650	4'	8'	4'	Left Rear Deck Unit	\$3,574.65	\$3,360.17	
		SPD-00654	6'	8'	4'	Left Rear Deck Unit	\$4,522.70	\$4,251.34	
		SPD-00658	8'	8'	4'	Left Rear Deck Unit	\$5,270.28	\$4,954.06	
		SPD-00662	4'	8'	8'	Left Rear Deck Unit	\$5,577.45	\$5,242.80	
		SPD-00666	6'	8'	8'	Left Rear Deck Unit	\$6,800.10	\$6,392.09	
SPD-00670	8'	8'	8'	Left Rear Deck Unit	\$7,810.19	\$7,341.58			
Left Rr: Includes Deck, support posts & base plates, (handrails & enclosure panels: left & rear).									
Right: Rear		Plaza Deck		Part Number Width (X) Height (Y) Depth (Z)					
		SPD-00555	4'	4'	4'	Right Rear Deck Unit	\$2,507.09	\$2,356.66	
		SPD-00559	6'	4'	4'	Right Rear Deck Unit	\$3,427.19	\$3,221.56	
		SPD-00563	8'	4'	4'	Right Rear Deck Unit	\$3,888.67	\$3,655.35	
		SPD-00567	4'	4'	8'	Right Rear Deck Unit	\$4,061.06	\$3,817.39	
		SPD-00571	6'	4'	8'	Right Rear Deck Unit	\$5,255.76	\$4,940.41	
		SPD-00575	8'	4'	8'	Right Rear Deck Unit	\$5,979.75	\$5,620.97	
		SPD-00579	4'	5'	4'	Right Rear Deck Unit	\$2,606.68	\$2,450.28	
		SPD-00583	6'	5'	4'	Right Rear Deck Unit	\$3,724.78	\$3,501.29	
		SPD-00587	8'	5'	4'	Right Rear Deck Unit	\$4,203.66	\$3,951.44	
		SPD-00591	4'	5'	8'	Right Rear Deck Unit	\$4,300.40	\$4,042.37	
		SPD-00595	6'	5'	8'	Right Rear Deck Unit	\$5,533.14	\$5,201.16	
SPD-00599	8'	5'	8'	Right Rear Deck Unit	\$6,274.56	\$5,898.08			
Right Rr: Includes Deck, support posts & base plates, (handrails & enclosure panels: right & rear).									
Right: Rear		Plaza Deck		Part Number Width (X) Height (Y) Depth (Z)					
		SPD-00603	4'	6'	4'	Right Rear Deck Unit	\$2,870.09	\$2,697.88	
		SPD-00607	6'	6'	4'	Right Rear Deck Unit	\$3,824.73	\$3,595.24	
		SPD-00611	8'	6'	4'	Right Rear Deck Unit	\$4,311.81	\$4,053.10	
		SPD-00615	4'	6'	8'	Right Rear Deck Unit	\$4,479.67	\$4,210.89	
		SPD-00619	6'	6'	8'	Right Rear Deck Unit	\$5,708.90	\$5,366.37	
		SPD-00623	8'	6'	8'	Right Rear Deck Unit	\$6,458.51	\$6,071.00	
		SPD-00651	4'	8'	4'	Right Rear Deck Unit	\$3,574.65	\$3,360.17	
		SPD-00655	6'	8'	4'	Right Rear Deck Unit	\$4,522.70	\$4,251.34	
		SPD-00659	8'	8'	4'	Right Rear Deck Unit	\$5,270.28	\$4,954.06	
		SPD-00663	4'	8'	8'	Right Rear Deck Unit	\$5,577.45	\$5,242.80	
		SPD-00667	6'	8'	8'	Right Rear Deck Unit	\$6,800.10	\$6,392.09	
SPD-00671	8'	8'	8'	Right Rear Deck Unit	\$7,810.19	\$7,341.58			
Right Rr: Includes Deck, support posts & base plates, (handrails & enclosure panels: right & rear).									
Center: Rear		Plaza Deck		Part Number Width (X) Height (Y) Depth (Z)					
		SPD-00556	4'	4'	4'	Center Rear Deck Unit	\$1,603.91	\$1,507.67	
		SPD-00560	6'	4'	4'	Center Rear Deck Unit	\$2,515.53	\$2,364.59	
		SPD-00564	8'	4'	4'	Center Rear Deck Unit	\$2,977.00	\$2,798.38	
		SPD-00568	4'	4'	8'	Center Rear Deck Unit	\$2,444.02	\$2,297.38	
		SPD-00572	6'	4'	8'	Center Rear Deck Unit	\$3,638.72	\$3,420.40	
		SPD-00576	8'	4'	8'	Center Rear Deck Unit	\$4,348.74	\$4,087.82	
		SPD-00580	4'	5'	4'	Center Rear Deck Unit	\$1,714.03	\$1,611.19	
		SPD-00584	6'	5'	4'	Center Rear Deck Unit	\$2,657.33	\$2,497.89	
		SPD-00588	8'	5'	4'	Center Rear Deck Unit	\$3,136.22	\$2,948.04	
		SPD-00592	4'	5'	8'	Center Rear Deck Unit	\$2,547.78	\$2,394.91	
		SPD-00596	6'	5'	8'	Center Rear Deck Unit	\$3,780.52	\$3,553.69	
SPD-00600	8'	5'	8'	Center Rear Deck Unit	\$4,507.96	\$4,237.48			
Center Rr: Includes Deck, support posts & base plates, (handrails & enclosure panels: rear only).									
Center: Rear		Plaza Deck		Part Number Width (X) Height (Y) Depth (Z)					
		SPD-00604	4'	6'	4'	Center Rear Deck Unit	\$1,762.47	\$1,656.72	
		SPD-00608	6'	6'	4'	Center Rear Deck Unit	\$2,693.77	\$2,532.14	
		SPD-00612	8'	6'	4'	Center Rear Deck Unit	\$3,180.85	\$2,990.00	
		SPD-00616	4'	6'	8'	Center Rear Deck Unit	\$2,587.73	\$2,432.47	
		SPD-00620	6'	6'	8'	Center Rear Deck Unit	\$3,816.96	\$3,587.95	
		SPD-00624	8'	6'	8'	Center Rear Deck Unit	\$4,552.59	\$4,279.44	
		SPD-00652	4'	8'	4'	Center Rear Deck Unit	\$2,028.15	\$1,906.46	
		SPD-00656	6'	8'	4'	Center Rear Deck Unit	\$2,963.48	\$2,785.67	
		SPD-00660	8'	8'	4'	Center Rear Deck Unit	\$3,711.05	\$3,488.38	
		SPD-00664	4'	8'	8'	Center Rear Deck Unit	\$2,864.02	\$2,692.18	
		SPD-00668	6'	8'	8'	Center Rear Deck Unit	\$4,086.67	\$3,841.47	
SPD-00672	8'	8'	8'	Center Rear Deck Unit	\$5,082.79	\$4,777.82			
Center Rr: Includes Deck, support posts & base plates, (handrails & enclosure panels: rear only).									
Stand-alone		90° Hip deck		Part Number Width (X) Height (Y) Depth (Z)					
		SPD-00689	4'	3'	4'	Stand-alone Deck Unit	\$2,497.35	\$2,347.51	
		SPD-00693	8'	3'	4'	Stand-alone Deck Unit	\$3,878.13	\$3,645.44	
		SPD-00697	4'	3'	8'	Stand-alone Deck Unit	\$4,015.91	\$3,774.95	
		SPD-00701	8'	3'	8'	Stand-alone Deck Unit	\$5,933.80	\$5,577.77	
		SPD-00705	4'	4'	4'	Stand-alone Deck Unit	\$2,507.09	\$2,356.66	
		SPD-00709	8'	4'	4'	Stand-alone Deck Unit	\$3,888.67	\$3,655.35	
		SPD-00713	4'	4'	8'	Stand-alone Deck Unit	\$4,061.06	\$3,817.39	
		SPD-00717	8'	4'	8'	Stand-alone Deck Unit	\$5,979.75	\$5,620.97	
		SPD-00733	8'	5'	8'	Stand-alone Deck Unit	\$6,274.56	\$5,898.08	
		SPD-00749	8'	6'	8'	Stand-alone Deck Unit	\$6,458.51	\$6,071.00	
		SPD-00765	8'	7'	8'	Stand-alone Deck Unit	\$7,268.39	\$6,832.28	
SPD-00781	8'	8'	8'	Stand-alone Deck Unit	\$7,810.19	\$7,341.58			
Stand-alone Hip: Deck, support posts & base plates, (handrails & enclosure panels: left & rear).									







**Spohn Ranch
US Communities**

		Part Number	Width (X)	Height (Y)	Depth (Z)		Price	USC Price	
Left		90° Hip deck							
			Part Number Width (X) Height (Y) Depth (Z)						
		SPD-00674	4'	2'	4'		Left Deck Unit	\$1,491.22	\$1,401.75
		SPD-00678	8'	2'	4'		Left Deck Unit	\$2,763.34	\$2,597.54
		SPD-00682	4'	2'	8'		Left Deck Unit	\$2,335.58	\$2,195.45
		SPD-00686	8'	2'	8'		Left Deck Unit	\$4,135.08	\$3,886.98
		SPD-00690	4'	3'	4'		Left Deck Unit	\$1,603.03	\$1,506.85
		SPD-00694	8'	3'	4'		Left Deck Unit	\$2,975.31	\$2,796.80
		SPD-00698	4'	3'	8'		Left Deck Unit	\$2,443.14	\$2,296.55
		SPD-00702	8'	3'	8'		Left Deck Unit	\$4,347.06	\$4,086.23
		SPD-00706	4'	4'	4'		Left Deck Unit	\$1,603.91	\$1,507.67
		SPD-00710	8'	4'	4'		Left Deck Unit	\$2,977.00	\$2,798.38
		SPD-00714	4'	4'	8'		Left Deck Unit	\$2,444.02	\$2,297.38
		SPD-00718	8'	4'	8'		Left Deck Unit	\$4,348.74	\$4,087.82
Left Hip: Includes Deck, support posts & base plates, (handrails & enclosure panels: rear only).									
Left		90° Hip deck							
			Part Number Width (X) Height (Y) Depth (Z)						
		SPD-00722	4'	5'	4'		Left Deck Unit	\$1,714.03	\$1,611.19
		SPD-00726	8'	5'	4'		Left Deck Unit	\$3,136.22	\$2,948.04
		SPD-00730	4'	5'	8'		Left Deck Unit	\$2,547.78	\$2,394.91
		SPD-00734	8'	5'	8'		Left Deck Unit	\$4,507.96	\$4,237.48
		SPD-00738	4'	6'	4'		Left Deck Unit	\$1,762.47	\$1,656.72
		SPD-00742	8'	6'	4'		Left Deck Unit	\$3,180.85	\$2,990.00
		SPD-00746	4'	6'	8'		Left Deck Unit	\$2,587.73	\$2,432.47
		SPD-00750	8'	6'	8'		Left Deck Unit	\$4,552.59	\$4,279.44
		SPD-00770	4'	8'	4'		Left Deck Unit	\$2,028.15	\$1,906.46
		SPD-00774	8'	8'	4'		Left Deck Unit	\$3,711.05	\$3,488.38
		SPD-00778	4'	8'	8'		Left Deck Unit	\$2,864.02	\$2,692.18
		SPD-00782	8'	8'	8'		Left Deck Unit	\$5,082.79	\$4,777.82
Left Hip: Includes Deck, support posts & base plates, (handrails & enclosure panels: rear only).									
Right		90° Hip deck							
			Part Number Width (X) Height (Y) Depth (Z)						
		SPD-00675	4'	2'	4'		Right Deck Unit	\$1,491.22	\$1,401.75
		SPD-00679	8'	2'	4'		Right Deck Unit	\$3,397.99	\$3,194.11
		SPD-00683	4'	2'	8'		Right Deck Unit	\$2,335.58	\$2,195.45
		SPD-00687	8'	2'	8'		Right Deck Unit	\$2,763.34	\$2,597.54
		SPD-00691	4'	3'	4'		Right Deck Unit	\$1,603.03	\$1,506.85
		SPD-00695	8'	3'	4'		Right Deck Unit	\$2,975.31	\$2,796.80
		SPD-00699	4'	3'	8'		Right Deck Unit	\$2,443.14	\$2,296.55
		SPD-00703	8'	3'	8'		Right Deck Unit	\$4,347.06	\$4,086.23
		SPD-00707	4'	4'	4'		Right Deck Unit	\$1,603.91	\$1,507.67
		SPD-00711	8'	4'	4'		Right Deck Unit	\$2,977.00	\$2,798.38
		SPD-00715	4'	4'	8'		Right Deck Unit	\$2,444.02	\$2,297.38
		SPD-00719	8'	4'	8'		Right Deck Unit	\$4,348.74	\$4,087.82
Right Hip: Includes Deck, support posts & base plates, (handrails & enclosure panels: rear only).									
Right		90° Hip deck							
			Part Number Width (X) Height (Y) Depth (Z)						
		SPD-00723	4'	5'	4'		Right Deck Unit	\$1,714.03	\$1,611.19
		SPD-00727	8'	5'	4'		Right Deck Unit	\$3,136.22	\$2,948.04
		SPD-00731	4'	5'	8'		Right Deck Unit	\$2,547.78	\$2,394.91
		SPD-00735	8'	5'	8'		Right Deck Unit	\$4,507.96	\$4,237.48
		SPD-00739	4'	6'	4'		Right Deck Unit	\$1,762.47	\$1,656.72
		SPD-00743	8'	6'	4'		Right Deck Unit	\$3,180.85	\$2,990.00
		SPD-00747	4'	6'	8'		Right Deck Unit	\$2,587.73	\$2,432.47
		SPD-00751	8'	6'	8'		Right Deck Unit	\$4,552.59	\$4,279.44
		SPD-00771	4'	8'	4'		Right Deck Unit	\$2,028.15	\$1,906.46
		SPD-00775	8'	8'	4'		Right Deck Unit	\$3,711.05	\$3,488.38
		SPD-00779	4'	8'	8'		Right Deck Unit	\$2,864.02	\$2,692.18
		SPD-00783	8'	8'	8'		Right Deck Unit	\$5,082.79	\$4,777.82
Right Hip: Includes Deck, support posts & base plates, (handrails & enclosure panels: rear only).									
Center		90° Hip deck							
			Part Number Width (X) Height (Y) Depth (Z)						
		SPD-00676	4'	2'	4'		Center Deck Unit	\$1,178.74	\$1,108.02
		SPD-00680	8'	2'	4'		Center Deck Unit	\$2,762.95	\$2,597.17
		SPD-00684	4'	2'	8'		Center Deck Unit	\$2,023.10	\$1,901.72
		SPD-00688	8'	2'	8'		Center Deck Unit	\$2,128.30	\$2,000.60
		SPD-00692	4'	3'	4'		Center Deck Unit	\$1,290.55	\$1,213.11
		SPD-00696	8'	3'	4'		Center Deck Unit	\$2,340.27	\$2,199.86
		SPD-00700	4'	3'	8'		Center Deck Unit	\$2,130.66	\$2,002.82
		SPD-00704	8'	3'	8'		Center Deck Unit	\$3,712.02	\$3,489.30
		SPD-00708	4'	4'	4'		Center Deck Unit	\$1,291.43	\$1,213.94
		SPD-00712	8'	4'	4'		Center Deck Unit	\$2,341.96	\$2,201.44
		SPD-00716	4'	4'	8'		Center Deck Unit	\$2,131.54	\$2,003.65
		SPD-00720	8'	4'	8'		Center Deck Unit	\$3,713.70	\$3,490.88
Center Hip: Includes Deck, support posts & base plates, (handrails & enclosure panels: none).									
Center		90° Hip deck							
			Part Number Width (X) Height (Y) Depth (Z)						
		SPD-00724	4'	5'	4'		Center Deck Unit	\$1,401.55	\$1,317.45
		SPD-00728	8'	5'	4'		Center Deck Unit	\$2,501.18	\$2,351.11
		SPD-00732	4'	5'	8'		Center Deck Unit	\$2,235.30	\$2,101.18
		SPD-00736	8'	5'	8'		Center Deck Unit	\$3,872.92	\$3,640.54
		SPD-00740	4'	6'	4'		Center Deck Unit	\$1,449.99	\$1,362.99
		SPD-00744	8'	6'	4'		Center Deck Unit	\$2,545.81	\$2,393.06
		SPD-00748	4'	6'	8'		Center Deck Unit	\$2,275.25	\$2,138.73
		SPD-00752	8'	6'	8'		Center Deck Unit	\$3,917.55	\$3,682.50
		SPD-00772	4'	8'	4'		Center Deck Unit	\$1,715.67	\$1,612.73
		SPD-00776	8'	8'	4'		Center Deck Unit	\$3,076.01	\$2,891.45
		SPD-00780	4'	8'	8'		Center Deck Unit	\$2,551.54	\$2,398.45
		SPD-00784	8'	8'	8'		Center Deck Unit	\$4,447.75	\$4,180.88
Center Hip: Includes Deck, support posts & base plates, (handrails & enclosure panels: none).									







**Spohn Ranch
US Communities**

		Part Number	Width (X)	Height (Y)	Depth (Z)		Price	USC Price
22.5° Hip deck								
Center		SPD-00785	8'	2'	4'	Center Deck Unit	\$1,125.60	\$1,058.06
		SPD-00786	8'	3'	4'	Center Deck Unit	\$1,192.80	\$1,121.23
		SPD-00787	8'	4'	4'	Center Deck Unit	\$1,260.00	\$1,184.40
		SPD-00788	8'	5'	4'	Center Deck Unit	\$1,327.20	\$1,247.57
		SPD-00789	8'	6'	4'	Center Deck Unit	\$1,394.40	\$1,310.74
		SPD-00790	8'	7'	4'	Center Deck Unit	\$1,461.60	\$1,373.90
		SPD-00791	8'	8'	4'	Center Deck Unit	\$1,528.80	\$1,437.07
22.5° Hip: Includes Triangular deck, support posts & base plates, (front enclosure panels).								
Tiered Deck Enc. Panels							Price	USC Price
Right		SPD-00789	-	-	4'	8' to 6' Deck Side Enclosure P	\$590.56	\$555.13
		SPD-00790	-	-	4'	7' to 6' Deck Side Enclosure P	\$464.56	\$436.69
		SPD-00791	-	-	4'	7' to 5' Deck Side Enclosure P	\$590.56	\$555.13
		SPD-00792	-	-	4'	6' to 5' Deck Side Enclosure P	\$464.56	\$436.69
		SPD-00793	-	-	4'	6' to 4' Deck Side Enclosure P	\$590.56	\$555.13
		SPD-00794	-	-	4'	5' to 4' Deck Side Enclosure P	\$464.56	\$436.69
		SPD-00797	-	-	8'	8' to 6' Deck Side Enclosure P	\$909.51	\$854.94
		SPD-00798	-	-	8'	7' to 6' Deck Side Enclosure P	\$667.80	\$627.73
		SPD-00799	-	-	8'	7' to 5' Deck Side Enclosure P	\$909.51	\$854.94
		SPD-00800	-	-	8'	6' to 5' Deck Side Enclosure P	\$667.80	\$627.73
		SPD-00801	-	-	8'	6' to 4' Deck Side Enclosure P	\$909.51	\$854.94
		SPD-00802	-	-	8'	5' to 4' Deck Side Enclosure P	\$667.80	\$627.73
Tiered Deck enclosure: Left or right facing panel located between decks when stepped.								
Street Spine Deck / Support							Price	USC Price
Center		SPD-00808	4'	3'	0'	Center Deck Unit	\$370.06	\$347.86
		SPD-00809	6'	3'	0'	Center Deck Unit	\$388.54	\$365.23
		SPD-00810	8'	3'	0'	Center Deck Unit	\$505.35	\$475.03
		SPD-00817	4'	4'	0'	Center Deck Unit	\$417.05	\$392.03
		SPD-00818	6'	4'	0'	Center Deck Unit	\$435.53	\$409.40
		SPD-00819	8'	4'	0'	Center Deck Unit	\$585.87	\$550.72
		SPD-00826	4'	5'	0'	Center Deck Unit	\$447.62	\$420.76
		SPD-00827	6'	5'	0'	Center Deck Unit	\$466.10	\$438.13
		SPD-00828	8'	5'	0'	Center Deck Unit	\$594.09	\$558.44
		SPD-00835	4'	6'	0'	Center Deck Unit	\$482.29	\$453.36
		SPD-00836	6'	6'	0'	Center Deck Unit	\$504.88	\$474.58
		SPD-00837	8'	6'	0'	Center Deck Unit	\$610.52	\$573.89
Spine Deck / Support: Includes deck when applicable & support structure.								
Street Deck							Price	USC Price
Stand-alone		SPD-00884	6'	1.5'	4'	Stand-alone Deck Unit	\$2,836.48	\$2,666.29
		SPD-00888	8'	1.5'	4'	Stand-alone Deck Unit	\$3,257.82	\$3,062.35
		SPD-00896	6'	1.5'	6'	Stand-alone Deck Unit	\$3,814.79	\$3,585.91
		SPD-00900	8'	1.5'	6'	Stand-alone Deck Unit	\$3,814.79	\$3,585.91
		SPD-00908	6'	1.5'	8'	Stand-alone Deck Unit	\$4,514.91	\$4,244.01
		SPD-00912	8'	1.5'	8'	Stand-alone Deck Unit	\$5,184.80	\$4,873.71
		SPD-00920	6'	2'	4'	Stand-alone Deck Unit	\$2,487.01	\$2,337.79
		SPD-00924	8'	2'	4'	Stand-alone Deck Unit	\$2,845.16	\$2,674.45
		SPD-00932	6'	2'	6'	Stand-alone Deck Unit	\$3,304.21	\$3,105.95
		SPD-00936	8'	2'	6'	Stand-alone Deck Unit	\$3,814.79	\$3,585.91
		SPD-00944	6'	2'	8'	Stand-alone Deck Unit	\$3,814.79	\$3,585.91
		SPD-00948	8'	2'	8'	Stand-alone Deck Unit	\$4,421.49	\$4,156.20
Stand-alone: Includes Deck, left & right support structure / enclosure panels.								
Street Deck							Price	USC Price
Stand-alone		SPD-00956	6'	2.5'	4'	Stand-alone Deck Unit	\$2,613.14	\$2,456.35
		SPD-00960	8'	2.5'	4'	Stand-alone Deck Unit	\$2,964.08	\$2,786.24
		SPD-00968	6'	2.5'	6'	Stand-alone Deck Unit	\$3,670.10	\$3,449.90
		SPD-00972	8'	2.5'	6'	Stand-alone Deck Unit	\$3,992.80	\$3,753.23
		SPD-00980	6'	2.5'	8'	Stand-alone Deck Unit	\$3,992.80	\$3,753.23
		SPD-00984	8'	2.5'	8'	Stand-alone Deck Unit	\$4,592.29	\$4,316.75
		SPD-00992	6'	3'	4'	Stand-alone Deck Unit	\$2,821.11	\$2,651.84
		SPD-00996	8'	3'	4'	Stand-alone Deck Unit	\$3,170.77	\$2,980.53
		SPD-01004	6'	3'	6'	Stand-alone Deck Unit	\$4,084.88	\$3,839.79
		SPD-01008	8'	3'	6'	Stand-alone Deck Unit	\$4,357.72	\$4,096.26
		SPD-01016	6'	3'	8'	Stand-alone Deck Unit	\$4,357.72	\$4,096.26
		SPD-01020	8'	3'	8'	Stand-alone Deck Unit	\$4,955.93	\$4,658.58
Stand-alone: Includes Deck, left & right support structure / enclosure panels.								
Street Deck							Price	USC Price
Stand-alone		SPD-01064	6'	4'	4'	Stand-alone Deck Unit	\$2,851.55	\$2,680.45
		SPD-01068	8'	4'	4'	Stand-alone Deck Unit	\$3,215.12	\$3,022.21
		SPD-01076	6'	4'	6'	Stand-alone Deck Unit	\$4,125.33	\$3,877.81
		SPD-01080	8'	4'	6'	Stand-alone Deck Unit	\$4,389.77	\$4,126.38
		SPD-01088	6'	4'	8'	Stand-alone Deck Unit	\$4,389.77	\$4,126.38
		SPD-01092	8'	4'	8'	Stand-alone Deck Unit	\$5,001.88	\$4,701.77
		SPD-01100	6'	4.5'	4'	Stand-alone Deck Unit	\$2,994.12	\$2,814.48
		SPD-01104	8'	4.5'	4'	Stand-alone Deck Unit	\$3,375.87	\$3,173.32
		SPD-01112	6'	4.5'	6'	Stand-alone Deck Unit	\$4,331.59	\$4,071.70
		SPD-01116	8'	4.5'	6'	Stand-alone Deck Unit	\$4,609.26	\$4,332.70
		SPD-01124	6'	4.5'	8'	Stand-alone Deck Unit	\$4,609.26	\$4,332.70
		SPD-01128	8'	4.5'	8'	Stand-alone Deck Unit	\$5,251.98	\$4,936.86
Stand-alone: Includes Deck, left & right support structure / enclosure panels.								

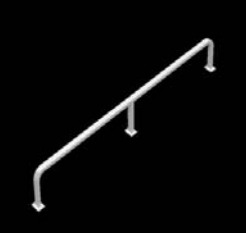

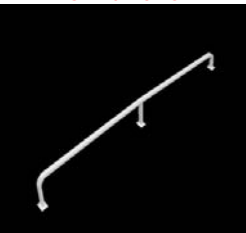



**Spohn Ranch
US Communities**

		Part Number	Width (X)	Height (Y)	Depth (Z)		Price	USC Price	
Left		Street Deck		Part Number Width (X) Height (Y) Depth (Z)					
		SPD-00885	6'	1.5'	4'	Left Deck Unit	\$2,486.57	\$2,337.38	
		SPD-00889	8'	1.5'	4'	Left Deck Unit	\$2,852.48	\$2,681.33	
		SPD-00897	6'	1.5'	6'	Left Deck Unit	\$3,613.57	\$3,396.76	
		SPD-00901	8'	1.5'	6'	Left Deck Unit	\$3,725.09	\$3,501.58	
		SPD-00909	6'	1.5'	8'	Left Deck Unit	\$3,725.09	\$3,501.58	
		SPD-00913	8'	1.5'	8'	Left Deck Unit	\$4,326.52	\$4,066.93	
		SPD-00921	6'	2'	4'	Left Deck Unit	\$2,486.57	\$2,337.38	
		SPD-00925	8'	2'	4'	Left Deck Unit	\$2,852.48	\$2,681.33	
		SPD-00933	6'	2'	6'	Left Deck Unit	\$3,299.96	\$3,101.96	
		SPD-00937	8'	2'	6'	Left Deck Unit	\$3,725.09	\$3,501.58	
		SPD-00945	6'	2'	8'	Left Deck Unit	\$3,725.09	\$3,501.58	
		SPD-00949	8'	2'	8'	Left Deck Unit	\$4,326.52	\$4,066.93	
		Left: Includes Deck & left support structure / enclosure panel.							
Left		Street Deck		Part Number Width (X) Height (Y) Depth (Z)					
		SPD-00957	6'	2.5'	4'	Left Deck Unit	\$2,627.24	\$2,469.60	
		SPD-00961	8'	2.5'	4'	Left Deck Unit	\$2,978.72	\$2,799.99	
		SPD-00969	6'	2.5'	6'	Left Deck Unit	\$3,656.52	\$3,437.13	
		SPD-00973	8'	2.5'	6'	Left Deck Unit	\$3,875.20	\$3,642.69	
		SPD-00981	6'	2.5'	8'	Left Deck Unit	\$3,875.20	\$3,642.69	
		SPD-00985	8'	2.5'	8'	Left Deck Unit	\$4,478.69	\$4,209.97	
		SPD-00993	6'	3'	4'	Left Deck Unit	\$2,883.45	\$2,710.44	
		SPD-00997	8'	3'	4'	Left Deck Unit	\$3,232.38	\$3,038.44	
		SPD-01005	6'	3'	6'	Left Deck Unit	\$3,920.13	\$3,684.92	
		SPD-01009	8'	3'	6'	Left Deck Unit	\$4,232.28	\$3,978.34	
		SPD-01017	6'	3'	8'	Left Deck Unit	\$4,232.28	\$3,978.34	
		SPD-01021	8'	3'	8'	Left Deck Unit	\$4,810.83	\$4,522.18	
		Left: Includes Deck & left support structure / enclosure panel.							
Left		Street Deck		Part Number Width (X) Height (Y) Depth (Z)					
		SPD-01065	6'	4'	4'	Left Deck Unit	\$2,939.06	\$2,762.72	
		SPD-01069	8'	4'	4'	Left Deck Unit	\$3,315.80	\$3,116.85	
		SPD-01077	6'	4'	6'	Left Deck Unit	\$3,980.74	\$3,741.90	
		SPD-01081	8'	4'	6'	Left Deck Unit	\$4,320.70	\$4,061.45	
		SPD-01089	6'	4'	8'	Left Deck Unit	\$4,320.70	\$4,061.45	
		SPD-01093	8'	4'	8'	Left Deck Unit	\$4,895.06	\$4,601.35	
		SPD-01101	6'	4.5'	4'	Left Deck Unit	\$3,086.01	\$2,900.85	
		SPD-01105	8'	4.5'	4'	Left Deck Unit	\$3,481.59	\$3,272.70	
		SPD-01113	6'	4.5'	6'	Left Deck Unit	\$4,179.78	\$3,928.99	
		SPD-01117	8'	4.5'	6'	Left Deck Unit	\$4,536.73	\$4,264.53	
		SPD-01125	6'	4.5'	8'	Left Deck Unit	\$4,536.73	\$4,264.53	
		SPD-01129	8'	4.5'	8'	Left Deck Unit	\$5,139.81	\$4,831.42	
		Left: Includes Deck & left support structure / enclosure panel.							
Right		Street Deck		Part Number Width (X) Height (Y) Depth (Z)					
		SPD-00886	6'	1.5'	4'	Right Deck Unit	\$2,486.57	\$2,337.38	
		SPD-00890	8'	1.5'	4'	Right Deck Unit	\$2,852.48	\$2,681.33	
		SPD-00898	6'	1.5'	6'	Right Deck Unit	\$3,613.57	\$3,396.76	
		SPD-00902	8'	1.5'	6'	Right Deck Unit	\$3,725.09	\$3,501.58	
		SPD-00910	6'	1.5'	8'	Right Deck Unit	\$3,725.09	\$3,501.58	
		SPD-00914	8'	1.5'	8'	Right Deck Unit	\$4,326.52	\$4,066.93	
		SPD-00922	6'	2'	4'	Right Deck Unit	\$2,486.57	\$2,337.38	
		SPD-00926	8'	2'	4'	Right Deck Unit	\$2,852.48	\$2,681.33	
		SPD-00934	6'	2'	6'	Right Deck Unit	\$3,299.96	\$3,101.96	
		SPD-00938	8'	2'	6'	Right Deck Unit	\$3,725.09	\$3,501.58	
		SPD-00946	6'	2'	8'	Right Deck Unit	\$3,725.09	\$3,501.58	
		SPD-00950	8'	2'	8'	Right Deck Unit	\$4,326.52	\$4,066.93	
		Right: Includes Deck & right support structure / enclosure panel.							
Right		Street Deck		Part Number Width (X) Height (Y) Depth (Z)					
		SPD-00958	6'	2.5'	4'	Right Deck Unit	\$2,627.24	\$2,469.60	
		SPD-00962	8'	2.5'	4'	Right Deck Unit	\$2,978.72	\$2,799.99	
		SPD-00970	6'	2.5'	6'	Right Deck Unit	\$3,656.52	\$3,437.13	
		SPD-00974	8'	2.5'	6'	Right Deck Unit	\$3,875.20	\$3,642.69	
		SPD-00982	6'	2.5'	8'	Right Deck Unit	\$3,875.20	\$3,642.69	
		SPD-00986	8'	2.5'	8'	Right Deck Unit	\$4,478.69	\$4,209.97	
		SPD-00994	6'	3'	4'	Right Deck Unit	\$2,883.45	\$2,710.44	
		SPD-00998	8'	3'	4'	Right Deck Unit	\$3,232.38	\$3,038.44	
		SPD-01006	6'	3'	6'	Right Deck Unit	\$3,920.13	\$3,684.92	
		SPD-01010	8'	3'	6'	Right Deck Unit	\$4,232.28	\$3,978.34	
		SPD-01018	6'	3'	8'	Right Deck Unit	\$4,232.28	\$3,978.34	
		SPD-01022	8'	3'	8'	Right Deck Unit	\$4,810.83	\$4,522.18	
		Right: Includes Deck & right support structure / enclosure panel.							
Right		Street Deck		Part Number Width (X) Height (Y) Depth (Z)					
		SPD-01066	6'	4'	4'	Right Deck Unit	\$2,939.06	\$2,762.72	
		SPD-01070	8'	4'	4'	Right Deck Unit	\$3,315.80	\$3,116.85	
		SPD-01078	6'	4'	6'	Right Deck Unit	\$3,980.74	\$3,741.90	
		SPD-01082	8'	4'	6'	Right Deck Unit	\$4,320.70	\$4,061.45	
		SPD-01090	6'	4'	8'	Right Deck Unit	\$4,320.70	\$4,061.45	
		SPD-01094	8'	4'	8'	Right Deck Unit	\$4,895.06	\$4,601.35	
		SPD-01102	6'	4.5'	4'	Right Deck Unit	\$3,086.01	\$2,900.85	
		SPD-01106	8'	4.5'	4'	Right Deck Unit	\$3,481.59	\$3,272.70	
		SPD-01114	6'	4.5'	6'	Right Deck Unit	\$4,179.78	\$3,928.99	
		SPD-01118	8'	4.5'	6'	Right Deck Unit	\$4,536.73	\$4,264.53	
		SPD-01126	6'	4.5'	8'	Right Deck Unit	\$4,536.73	\$4,264.53	
		SPD-01130	8'	4.5'	8'	Right Deck Unit	\$5,139.81	\$4,831.42	
		Right: Includes Deck & right support structure / enclosure panel.							

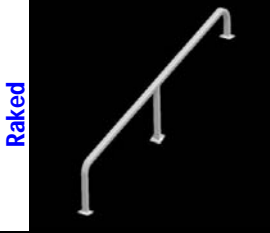
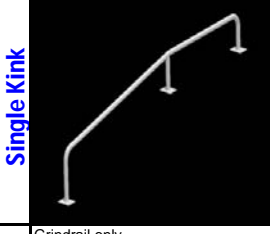
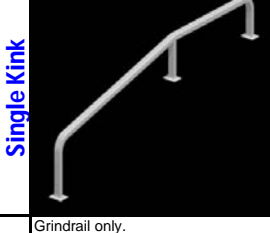
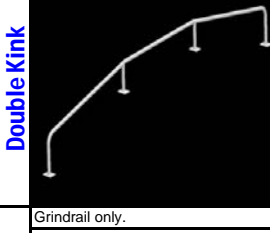


**Spohn Ranch
US Communities**

		Part Number	Width (X)	Height (Y)	Depth (Z)		Price	USC Price	
Center		Street Deck		Part Number Width (X) Height (Y) Depth (Z)					
		SPD-00887	6'	1.5'	4'	Center Deck Unit	\$2,224.97	\$2,091.47	
		SPD-00891	8'	1.5'	4'	Center Deck Unit	\$2,583.13	\$2,428.14	
		SPD-00899	6'	1.5'	6'	Center Deck Unit	\$3,584.07	\$3,369.03	
		SPD-00903	8'	1.5'	6'	Center Deck Unit	\$3,371.88	\$3,169.56	
		SPD-00911	6'	1.5'	8'	Center Deck Unit	\$3,371.88	\$3,169.56	
		SPD-00915	8'	1.5'	8'	Center Deck Unit	\$4,008.08	\$3,767.59	
		SPD-00923	6'	2'	4'	Center Deck Unit	\$2,224.97	\$2,091.47	
		SPD-00927	8'	2'	4'	Center Deck Unit	\$2,583.13	\$2,428.14	
		SPD-00935	6'	2'	6'	Center Deck Unit	\$3,270.46	\$3,074.23	
		SPD-00939	8'	2'	6'	Center Deck Unit	\$3,371.88	\$3,169.56	
		SPD-00947	6'	2'	8'	Center Deck Unit	\$3,371.88	\$3,169.56	
		SPD-00951	8'	2'	8'	Center Deck Unit	\$4,008.08	\$3,767.59	
Center: Includes Deck & interior support structure.									
Center		Street Deck		Part Number Width (X) Height (Y) Depth (Z)					
		SPD-00959	6'	2.5'	4'	Center Deck Unit	\$2,306.94	\$2,168.52	
		SPD-00963	8'	2.5'	4'	Center Deck Unit	\$2,741.94	\$2,577.42	
		SPD-00971	6'	2.5'	6'	Center Deck Unit	\$3,158.89	\$2,969.36	
		SPD-00975	8'	2.5'	6'	Center Deck Unit	\$3,473.04	\$3,264.66	
		SPD-00983	6'	2.5'	8'	Center Deck Unit	\$3,473.04	\$3,264.66	
		SPD-00987	8'	2.5'	8'	Center Deck Unit	\$4,365.10	\$4,103.19	
		SPD-00995	6'	3'	4'	Center Deck Unit	\$2,440.75	\$2,294.31	
		SPD-00999	8'	3'	4'	Center Deck Unit	\$2,790.42	\$2,622.99	
		SPD-01007	6'	3'	6'	Center Deck Unit	\$3,367.63	\$3,165.57	
		SPD-01011	8'	3'	6'	Center Deck Unit	\$3,680.51	\$3,459.68	
		SPD-01019	6'	3'	8'	Center Deck Unit	\$3,680.51	\$3,459.68	
		SPD-01023	8'	3'	8'	Center Deck Unit	\$4,278.72	\$4,022.00	
Center: Includes Deck & interior support structure.									
Center		Street Deck		Part Number Width (X) Height (Y) Depth (Z)					
		SPD-01067	6'	4'	4'	Center Deck Unit	\$2,473.46	\$2,325.05	
		SPD-01071	8'	4'	4'	Center Deck Unit	\$2,837.03	\$2,666.81	
		SPD-01079	6'	4'	6'	Center Deck Unit	\$3,421.05	\$3,215.78	
		SPD-01083	8'	4'	6'	Center Deck Unit	\$3,747.83	\$3,522.96	
		SPD-01091	6'	4'	8'	Center Deck Unit	\$3,747.83	\$3,522.96	
		SPD-01095	8'	4'	8'	Center Deck Unit	\$4,359.94	\$4,098.35	
		Center: Includes Deck & interior support structure.							
Stand-alone		Euro Gap		Part Number Width (X) Height (Y) Angle ° (Z)					
		SPE-00001	4'	2'	15°	Stand-alone	\$3,644.38	\$3,425.72	
		SPE-00002	6'	2'	15°	Stand-alone	\$4,714.30	\$4,431.44	
		SPE-00003	8'	2'	15°	Stand-alone	\$5,869.95	\$5,517.75	
		SPE-00025	4'	3'	20°	Stand-alone	\$3,979.35	\$3,740.59	
		SPE-00026	6'	3'	20°	Stand-alone	\$5,214.14	\$4,901.29	
		SPE-00027	8'	3'	20°	Stand-alone	\$6,252.10	\$5,876.97	
		SPE-00034	4'	4'	20°	Stand-alone	\$4,478.11	\$4,209.42	
		SPE-00035	6'	4'	20°	Stand-alone	\$5,700.20	\$5,358.19	
		SPE-00036	8'	4'	20°	Stand-alone	\$6,734.98	\$6,330.88	
		SPE-00049	4'	3'	25°	Stand-alone	\$3,979.35	\$3,740.59	
SPE-00050	6'	3'	25°	Stand-alone	\$5,214.14	\$4,901.29			
SPE-00051	8'	3'	25°	Stand-alone	\$6,252.10	\$5,876.97			
Stand-alone: Includes Wedge, deck, threshold, left & right enclosure panels.									
Stand-alone		Euro Gap		Part Number Width (X) Height (Y) Angle ° (Z)					
		SPE-00055	4'	4'	25°	Stand-alone	\$4,478.11	\$4,209.42	
		SPE-00056	6'	4'	25°	Stand-alone	\$5,700.20	\$5,358.19	
		SPE-00057	8'	4'	25°	Stand-alone	\$6,734.98	\$6,330.88	
		SPE-00058	4'	5'	25°	Stand-alone	\$5,189.27	\$4,877.92	
		SPE-00059	6'	5'	25°	Stand-alone	\$6,480.64	\$6,091.80	
		SPE-00060	8'	5'	25°	Stand-alone	\$7,597.49	\$7,141.64	
		SPE-00061	4'	6'	25°	Stand-alone	\$5,634.05	\$5,296.00	
		SPE-00062	6'	6'	25°	Stand-alone	\$6,963.57	\$6,545.75	
		SPE-00063	8'	6'	25°	Stand-alone	\$8,112.28	\$7,625.55	
		SPE-00076	4'	4'	30°	Stand-alone	\$4,478.11	\$4,209.42	
SPE-00077	6'	4'	30°	Stand-alone	\$5,700.20	\$5,358.19			
SPE-00078	8'	4'	30°	Stand-alone	\$6,734.98	\$6,330.88			
Stand-alone: Includes Wedge, deck, threshold, left & right enclosure panels.									
Stand-alone		Euro Gap		Part Number Width (X) Height (Y) Angle ° (Z)					
		SPE-00079	4'	5'	30°	Stand-alone	\$5,189.27	\$4,877.92	
		SPE-00080	6'	5'	30°	Stand-alone	\$6,480.64	\$6,091.80	
		SPE-00081	8'	5'	30°	Stand-alone	\$7,597.49	\$7,141.64	
		SPE-00082	4'	6'	30°	Stand-alone	\$5,634.05	\$5,296.00	
		SPE-00083	6'	6'	30°	Stand-alone	\$6,963.57	\$6,545.75	
		SPE-00084	8'	6'	30°	Stand-alone	\$8,112.28	\$7,625.55	
		SPE-00100	4'	5'	35°	Stand-alone	\$5,189.27	\$4,877.92	
		SPE-00101	6'	5'	35°	Stand-alone	\$6,480.64	\$6,091.80	
		SPE-00102	8'	5'	35°	Stand-alone	\$7,597.49	\$7,141.64	
		SPE-00103	4'	6'	35°	Stand-alone	\$5,634.05	\$5,296.00	
SPE-00104	6'	6'	35°	Stand-alone	\$6,963.57	\$6,545.75			
SPE-00105	8'	6'	35°	Stand-alone	\$8,112.28	\$7,625.55			
Stand-alone: Includes Wedge, deck, threshold, left & right enclosure panels.									







**Spoehn Ranch
US Communities**

		Part Number	Width (X)	Height (Y)	Deck (Z)		Price	USC Price			
Ground: 2" Round		Grind Rails									
		SPG-00006	8'	1.5'	2"	Round	Straight	\$403.20	\$379.01		
		SPG-00007	10'	1.5'	2"	Round	Straight	\$504.00	\$473.76		
		SPG-00008	12'	1.5'	2"	Round	Straight	\$564.48	\$530.61		
		SPG-00009	6'	2'	2"	Round	Straight	\$302.40	\$284.26		
		SPG-00010	8'	2'	2"	Round	Straight	\$403.20	\$379.01		
		SPG-00011	10'	2'	2"	Round	Straight	\$504.00	\$473.76		
		SPG-00012	12'	2'	2"	Round	Straight	\$564.48	\$530.61		
		SPG-00014	12'	1.5'	2"	Round	Single Kink	\$564.48	\$530.61		
		SPG-00015	14'	1.5'	2"	Round	Single Kink	\$658.56	\$619.05		
		SPG-00017	16'	1.5'	2"	Round	Double kink	\$752.64	\$707.48		
		SPG-00018	18'	1.5'	2"	Round	Double kink	\$840.00	\$789.60		
		Grindrail and attachment hardware only.									
		Ground: 2" x 4"		Grind Rails							
SPG-00025	6'			1'	2" x 4"		Straight	\$302.40	\$284.26		
SPG-00026	8'			1'	2" x 4"		Straight	\$403.20	\$379.01		
SPG-00027	10'			1'	2" x 4"		Straight	\$504.00	\$473.76		
SPG-00028	12'			1'	2" x 4"		Straight	\$564.48	\$530.61		
SPG-00030	8'			1.5'	2" x 4"		Straight	\$403.20	\$379.01		
SPG-00031	10'			1.5'	2" x 4"		Straight	\$504.00	\$473.76		
SPG-00032	12'			1.5'	2" x 4"		Straight	\$564.48	\$530.61		
SPG-00033	6'			2'	2" x 4"		Straight	\$302.40	\$284.26		
SPG-00034	8'			2'	2" x 4"		Straight	\$403.20	\$379.01		
SPG-00035	10'			2'	2" x 4"		Straight	\$504.00	\$473.76		
SPG-00036	12'			2'	2" x 4"		Straight	\$564.48	\$530.61		
SPG-00037	16'			2'	2" x 4"		Straight	\$752.64	\$707.48		
Grindrail and attachment hardware only.											
Ground: Kinked		Grind Rails									
		SPG-00038	10'	1.5' to 1'	2" x 4"		Single Kink	\$504.00	\$473.76		
		SPG-00039	12'	1.5' to 1'	2" x 4"		Single Kink	\$564.48	\$530.61		
		SPG-00040	16'	1.5' to 1'	2" x 4"		Single Kink	\$752.64	\$707.48		
		SPG-00041	20'	1.5' to 1'	2" x 4"		Single Kink	\$940.80	\$884.35		
		SPG-00042	12'	2' to 1.5'	2" x 4"		Single Kink	\$564.48	\$530.61		
		SPG-00043	16'	2' to 1.5'	2" x 4"		Single Kink	\$752.64	\$707.48		
		SPG-00044	20'	2' to 1.5'	2" x 4"		Single Kink	\$940.80	\$884.35		
		SPG-00045	14'	1.5' to 1'	2" x 4"		Double kink	\$658.56	\$619.05		
		SPG-00046	16'	1.5' to 1'	2" x 4"		Double kink	\$752.64	\$707.48		
		SPG-00047	18'	1.5' to 1'	2" x 4"		Double kink	\$840.00	\$789.60		
		Grindrail and attachment hardware only.									
		Ground: Raked		Grind Rails							
				SPG-00048	6'	1.5' to 1'	2" x 4"		Raked	\$317.34	\$298.30
SPG-00050	10'			1.5' to 1'	2" x 4"		Raked	\$528.90	\$497.16		
SPG-00051	12'			1.5' to 1'	2" x 4"		Raked	\$592.37	\$556.82		
SPG-00052	16'			1.5' to 1'	2" x 4"		Raked	\$789.82	\$742.43		
SPG-00054	10'			2' to 1'	2" x 4"		Raked	\$528.90	\$497.16		
SPG-00055	12'			2' to 1'	2" x 4"		Raked	\$592.37	\$556.82		
SPG-00056	16'			2' to 1'	2" x 4"		Raked	\$789.82	\$742.43		
Grindrail and attachment hardware only.											
Ground: Curved				Grind Rails							
		SPG-00021	20'	1'	2" Round		Curved	\$987.28	\$928.04		
		SPG-00057	12'	1'	2" x 4"		Curved	\$592.37	\$556.82		
		SPG-00058	16'	1'	2" x 4"		Curved	\$789.82	\$742.43		
		SPG-00060	12'	1.5'	2" x 4"		Curved	\$592.37	\$556.82		
		SPG-00061	16'	1.5'	2" x 4"		Curved	\$789.82	\$742.43		
Grindrail and attachment hardware only.											
Raked		Grind Rail: Ramp									
		SPG-00063	8'	2'	0'		15° Ramp: 2" Round	\$423.12	\$397.73		
		SPG-00065	10'	2.5'	0'		15° Ramp: 2" Round	\$528.90	\$497.16		
		SPG-00066	8'	2.5'	0'		20° Ramp: 2" Round	\$423.12	\$397.73		
		SPG-00068	12'	3'	0'		15° Ramp: 2" Round	\$592.37	\$556.82		
		SPG-00069	10'	3'	0'		20° Ramp: 2" Round	\$528.90	\$497.16		
		SPG-00070	8'	3'	0'		25° Ramp: 2" Round	\$423.12	\$397.73		
		SPG-00072	10'	3.5'	0'		20° Ramp: 2" Round	\$528.90	\$497.16		
		SPG-00073	8'	3.5'	0'		25° Ramp: 2" Round	\$423.12	\$397.73		
		SPG-00075	12'	4'	0'		25° Ramp: 2" Round	\$592.37	\$556.82		
		SPG-00077	16'	5'	0'		25° Ramp: 2" Round	\$789.82	\$742.43		
		SPG-00078	18'	6'	0'		25° Ramp: 2" Round	\$881.50	\$828.61		
SPG-00080	20'	8'	0'		25° Ramp: 2" Round	\$987.28	\$928.04				
Grindrail only.											







**Spohn Ranch
US Communities**

		Part Number	Width (X)	Height (Y)	Deck (Z)		Price	USC Price	
Raked		Grind Rail: Ramp		Part Number Width (X) Height (Y) Deck (Z)					
		SPG-00133	8'	2'	0'	15° Ramp: 2" x 3" Rectangular	\$403.20	\$379.01	
		SPG-00135	10'	2.5'	0'	15° Ramp: 2" x 3" Rectangular	\$504.00	\$473.76	
		SPG-00136	8'	2.5'	0'	20° Ramp: 2" x 3" Rectangular	\$403.20	\$379.01	
		SPG-00138	12'	3'	0'	15° Ramp: 2" x 3" Rectangular	\$564.48	\$530.61	
		SPG-00139	10'	3'	0'	20° Ramp: 2" x 3" Rectangular	\$504.00	\$473.76	
		SPG-00140	8'	3'	0'	25° Ramp: 2" x 3" Rectangular	\$403.20	\$379.01	
		SPG-00142	10'	3.5'	0'	20° Ramp: 2" x 3" Rectangular	\$504.00	\$473.76	
		SPG-00143	8'	3.5'	0'	25° Ramp: 2" x 3" Rectangular	\$403.20	\$379.01	
		SPG-00145	12'	4'	0'	25° Ramp: 2" x 3" Rectangular	\$564.48	\$530.61	
		SPG-00147	16'	5'	0'	25° Ramp: 2" x 3" Rectangular	\$752.64	\$707.48	
		SPG-00148	18'	6'	0'	25° Ramp: 2" x 3" Rectangular	\$840.00	\$789.60	
		SPG-00150	20'	8'	0'	25° Ramp: 2" x 3" Rectangular	\$940.80	\$884.35	
		Grindrail only.							
Single Kink		Grind Rail: Ramp		Part Number Width (X) Height (Y) Depth (Z)					
		SPG-00081	14'	2'	6'	15° Ramp: 2" Round	\$691.09	\$649.63	
		SPG-00082	16'	2'	8'	15° Ramp: 2" Round	\$789.82	\$742.43	
		SPG-00083	12'	2'	6'	20° Ramp: 2" Round	\$592.37	\$556.82	
		SPG-00085	16'	2.5'	6'	15° Ramp: 2" Round	\$789.82	\$742.43	
		SPG-00086	18'	2.5'	8'	15° Ramp: 2" Round	\$881.50	\$828.61	
		SPG-00087	14'	2.5'	6'	20° Ramp: 2" Round	\$691.09	\$649.63	
		SPG-00091	18'	3'	6'	15° Ramp: 2" Round	\$881.50	\$828.61	
		SPG-00093	16'	3'	6'	20° Ramp: 2" Round	\$789.82	\$742.43	
		SPG-00095	14'	3'	6'	25° Ramp: 2" Round	\$691.09	\$649.63	
		SPG-00097	20'	3.5'	6'	15° Ramp: 2" Round	\$987.28	\$928.04	
		SPG-00099	16'	3.5'	6'	20° Ramp: 2" Round	\$789.82	\$742.43	
		SPG-00101	14'	3.5'	6'	25° Ramp: 2" Round	\$691.09	\$649.63	
		Grindrail only.							
Single Kink		Grind Rail: Ramp		Part Number Width (X) Height (Y) Deck (Z)					
		SPG-00151	14'	2'	6'	15° Ramp: 2" x 3" Rectangular	\$691.09	\$649.63	
		SPG-00152	16'	2'	8'	15° Ramp: 2" x 3" Rectangular	\$789.82	\$742.43	
		SPG-00153	12'	2'	6'	20° Ramp: 2" x 3" Rectangular	\$592.37	\$556.82	
		SPG-00155	16'	2.5'	6'	15° Ramp: 2" x 3" Rectangular	\$789.82	\$742.43	
		SPG-00156	18'	2.5'	8'	15° Ramp: 2" x 3" Rectangular	\$881.50	\$828.61	
		SPG-00157	14'	2.5'	6'	20° Ramp: 2" x 3" Rectangular	\$691.09	\$649.63	
		SPG-00161	18'	3'	6'	15° Ramp: 2" x 3" Rectangular	\$881.50	\$828.61	
		SPG-00163	16'	3'	6'	20° Ramp: 2" x 3" Rectangular	\$789.82	\$742.43	
		SPG-00165	14'	3'	6'	25° Ramp: 2" x 3" Rectangular	\$691.09	\$649.63	
		SPG-00167	20'	3.5'	6'	15° Ramp: 2" x 3" Rectangular	\$987.28	\$928.04	
		SPG-00169	16'	3.5'	6'	20° Ramp: 2" x 3" Rectangular	\$789.82	\$742.43	
		SPG-00171	14'	3.5'	6'	25° Ramp: 2" x 3" Rectangular	\$691.09	\$649.63	
		Grindrail only.							
Double Kink		Grind Rail: Ramp		Part Number Width (X) Height (Y) Deck (Z)					
		SPG-00107	22'	2'	6'	15° Ramp: 2" Round	\$1,086.00	\$1,020.84	
		SPG-00108	24'	2'	8'	15° Ramp: 2" Round	\$1,184.73	\$1,113.65	
		SPG-00109	18'	2'	6'	20° Ramp: 2" Round	\$881.50	\$828.61	
		SPG-00111	26'	2.5'	6'	15° Ramp: 2" Round	\$1,283.46	\$1,206.45	
		SPG-00112	28'	2.5'	8'	15° Ramp: 2" Round	\$1,382.19	\$1,299.25	
		SPG-00113	22'	2.5'	6'	20° Ramp: 2" Round	\$1,086.00	\$1,020.84	
		SPG-00117	30'	3'	6'	15° Ramp: 2" Round	\$1,480.91	\$1,392.06	
		SPG-00119	26'	3'	6'	20° Ramp: 2" Round	\$1,283.46	\$1,206.45	
		SPG-00121	22'	3'	6'	25° Ramp: 2" Round	\$1,086.00	\$1,020.84	
		SPG-00123	34'	3.5'	6'	15° Ramp: 2" Round	\$1,678.37	\$1,577.67	
		SPG-00125	26'	3.5'	6'	20° Ramp: 2" Round	\$1,283.46	\$1,206.45	
		SPG-00127	22'	3.5'	6'	25° Ramp: 2" Round	\$1,086.00	\$1,020.84	
		Grindrail only.							
Double Kink		Grind Rails		Part Number Width (X) Height (Y) Deck (Z)					
		SPG-00177	22'	2'	6'	15° Ramp: 2" x 3" Rectangular	\$1,086.00	\$1,020.84	
		SPG-00178	24'	2'	8'	15° Ramp: 2" x 3" Rectangular	\$1,184.73	\$1,113.65	
		SPG-00179	18'	2'	6'	20° Ramp: 2" x 3" Rectangular	\$881.50	\$828.61	
		SPG-00181	26'	2.5'	6'	15° Ramp: 2" x 3" Rectangular	\$1,283.46	\$1,206.45	
		SPG-00182	28'	2.5'	8'	15° Ramp: 2" x 3" Rectangular	\$1,382.19	\$1,299.25	
		SPG-00183	22'	2.5'	6'	20° Ramp: 2" x 3" Rectangular	\$1,086.00	\$1,020.84	
		SPG-00187	30'	3'	6'	15° Ramp: 2" x 3" Rectangular	\$1,480.91	\$1,392.06	
		SPG-00189	26'	3'	6'	20° Ramp: 2" x 3" Rectangular	\$1,283.46	\$1,206.45	
		SPG-00191	22'	3'	6'	25° Ramp: 2" x 3" Rectangular	\$1,086.00	\$1,020.84	
		SPG-00193	34'	3.5'	6'	15° Ramp: 2" x 3" Rectangular	\$1,678.37	\$1,577.67	
		SPG-00195	26'	3.5'	6'	20° Ramp: 2" x 3" Rectangular	\$1,283.46	\$1,206.45	
		SPG-00197	22'	3.5'	6'	25° Ramp: 2" x 3" Rectangular	\$1,086.00	\$1,020.84	
		Grindrail only.							
Stand-alone		Hump: Street		Part Number Width (X) Height (Y) Radii (Z)					
		SPH-00001	4'	2'	5' - 8'	Stand-alone Section	\$6,337.23	\$5,957.00	
		SPH-00002	6'	2'	5' - 8'	Stand-alone Section	\$8,211.40	\$7,718.72	
		SPH-00003	8'	2'	5' - 8'	Stand-alone Section	\$10,211.09	\$9,598.42	
		SPH-00004	4'	3'	5' - 8'	Stand-alone Section	\$7,299.12	\$6,861.17	
		SPH-00005	6'	3'	5' - 8'	Stand-alone Section	\$9,479.20	\$8,910.44	
		SPH-00006	8'	3'	5' - 8'	Stand-alone Section	\$11,267.22	\$10,591.18	
		SPH-00007	4'	4'	5' - 8'	Stand-alone Section	\$8,419.87	\$7,914.67	
		SPH-00008	6'	4'	5' - 8'	Stand-alone Section	\$10,637.86	\$9,999.59	
		SPH-00009	8'	4'	5' - 8'	Stand-alone Section	\$12,460.74	\$11,713.10	
4', 6', 8', Stand-alone: Includes Hump section, 2-thresholds, left & right side enclosures.									







**Spohn Ranch
US Communities**

		Part Number	Width (X)	Height (Y)	Radii (Z)		Price	USC Price	
Right & Left		Hump: Street		Part Number Width (X) Height (Y) Radii (Z)					
		SPH-00010	4'	2'	5' - 8'	Single-sided Section	\$5,450.08	\$5,123.08	
		SPH-00011	6'	2'	5' - 8'	Single-sided Section	\$7,289.69	\$6,852.31	
		SPH-00012	8'	2'	5' - 8'	Single-sided Section	\$9,251.61	\$8,696.52	
		SPH-00013	4'	3'	5' - 8'	Single-sided Section	\$6,069.85	\$5,705.66	
		SPH-00014	6'	3'	5' - 8'	Single-sided Section	\$8,233.50	\$7,739.49	
		SPH-00015	8'	3'	5' - 8'	Single-sided Section	\$10,000.99	\$9,400.93	
		SPH-00016	4'	4'	5' - 8'	Single-sided Section	\$6,630.03	\$6,232.22	
		SPH-00017	6'	4'	5' - 8'	Single-sided Section	\$8,796.67	\$8,268.87	
		SPH-00018	8'	4'	5' - 8'	Single-sided Section	\$10,575.74	\$9,941.19	
4', 6', 8', Single-sided: Includes Hump section, 2-thresholds, left or right side enclosures.									
Center Section		Hump: Street		Part Number Width (X) Height (Y) Radii (Z)					
		SPH-00019	4'	2'	5' - 8'	Center Section	\$4,562.93	\$4,289.15	
		SPH-00020	6'	2'	5' - 8'	Center Section	\$6,367.98	\$5,985.91	
		SPH-00021	8'	2'	5' - 8'	Center Section	\$8,292.14	\$7,794.61	
		SPH-00022	4'	3'	5' - 8'	Center Section	\$4,840.59	\$4,550.15	
		SPH-00023	6'	3'	5' - 8'	Center Section	\$6,987.81	\$6,568.54	
		SPH-00024	8'	3'	5' - 8'	Center Section	\$8,734.76	\$8,210.68	
		SPH-00025	4'	4'	5' - 8'	Center Section	\$4,883.91	\$4,590.87	
		SPH-00026	6'	4'	5' - 8'	Center Section	\$7,034.12	\$6,612.08	
		SPH-00027	8'	4'	5' - 8'	Center Section	\$8,792.65	\$8,265.10	
4', 6', 8' Center: Includes Hump section, 2-thresholds, no side enclosures.									
Stand-alone		Spine: Street		Part Number Width (X) Height (Y) Radii (Z)					
		SPH-00028	4'	3'	8'	Stand-alone Section	\$6,438.80	\$6,052.47	
		SPH-00029	6'	3'	8'	Stand-alone Section	\$8,458.91	\$7,951.38	
		SPH-00030	8'	3'	8'	Stand-alone Section	\$10,103.88	\$9,497.64	
		SPH-00031	4'	4'	8'	Stand-alone Section	\$7,345.46	\$6,904.73	
		SPH-00032	6'	4'	8'	Stand-alone Section	\$9,400.20	\$8,836.19	
		SPH-00033	8'	4'	8'	Stand-alone Section	\$11,075.92	\$10,411.36	
		SPH-00034	4'	5'	8'	Stand-alone Section	\$8,822.23	\$8,292.89	
		SPH-00035	6'	5'	8'	Stand-alone Section	\$11,231.82	\$10,557.91	
		SPH-00036	8'	5'	8'	Stand-alone Section	\$13,176.31	\$12,385.73	
SPH-00037	4'	6'	8'	Stand-alone Section	\$9,564.87	\$8,990.98			
SPH-00038	6'	6'	8'	Stand-alone Section	\$12,055.69	\$11,332.35			
SPH-00039	8'	6'	8'	Stand-alone Section	\$14,054.33	\$13,211.07			
4', 6', 8', Stand-alone: Includes Spine section, 2-thresholds, left & right side enclosures.									
Right & Left		Spine: Street		Part Number Width (X) Height (Y) Radii (Z)					
		SPH-00040	4'	3'	8'	Single-sided Section	\$5,446.70	\$5,119.90	
		SPH-00041	6'	3'	8'	Single-sided Section	\$7,453.67	\$7,006.45	
		SPH-00042	8'	3'	8'	Single-sided Section	\$9,082.20	\$8,537.27	
		SPH-00043	4'	4'	8'	Single-sided Section	\$5,893.26	\$5,539.66	
		SPH-00044	6'	4'	8'	Single-sided Section	\$7,899.94	\$7,425.94	
		SPH-00045	8'	4'	8'	Single-sided Section	\$9,535.94	\$8,963.79	
		SPH-00046	4'	5'	8'	Single-sided Section	\$7,042.71	\$6,620.15	
		SPH-00047	6'	5'	8'	Single-sided Section	\$9,439.17	\$8,872.82	
		SPH-00048	8'	5'	8'	Single-sided Section	\$11,367.23	\$10,685.19	
SPH-00049	4'	6'	8'	Single-sided Section	\$7,508.01	\$7,057.53			
SPH-00050	6'	6'	8'	Single-sided Section	\$9,992.26	\$9,392.72			
SPH-00051	8'	6'	8'	Single-sided Section	\$11,982.68	\$11,263.72			
4', 6', 8', Single-sided: Includes Spine section, 2-thresholds, left or right side enclosures.									
Center Section		Spine: Street		Part Number Width (X) Height (Y) Radii (Z)					
		SPH-00052	4'	3'	8'	Center Section	\$4,454.60	\$4,187.32	
		SPH-00053	6'	3'	8'	Center Section	\$6,448.43	\$6,061.52	
		SPH-00054	8'	3'	8'	Center Section	\$8,060.53	\$7,576.90	
		SPH-00055	4'	4'	8'	Center Section	\$4,484.78	\$4,215.69	
		SPH-00056	6'	4'	8'	Center Section	\$6,478.31	\$6,089.62	
		SPH-00057	8'	4'	8'	Center Section	\$8,097.89	\$7,612.02	
		SPH-00058	4'	5'	8'	Center Section	\$5,263.20	\$4,947.41	
		SPH-00059	6'	5'	8'	Center Section	\$7,646.52	\$7,187.73	
		SPH-00060	8'	5'	8'	Center Section	\$9,558.15	\$8,984.66	
SPH-00061	4'	6'	8'	Center Section	\$5,451.15	\$5,124.08			
SPH-00062	6'	6'	8'	Center Section	\$7,928.83	\$7,453.10			
SPH-00063	8'	6'	8'	Center Section	\$9,911.03	\$9,316.37			
4', 6', 8' Center: Includes Spine section, 2-thresholds, no side enclosures.									
Straight		Planter		Part Number Length (Height (Y) Width (Z)					
		SPL-00085	6'	1'	2'	Straight	\$3,399.17	\$3,195.22	
		SPL-00088	8'	1'	2'	Straight	\$3,849.18	\$3,618.23	
		SPL-00091	10'	1'	2'	Straight	\$5,984.25	\$5,625.20	
		SPL-00094	12'	1'	2'	Straight	\$6,798.34	\$6,390.44	
		SPL-00139	6'	1.5'	2'	Straight	\$3,399.17	\$3,195.22	
		SPL-00142	8'	1.5'	2'	Straight	\$3,849.18	\$3,618.23	
		SPL-00145	10'	1.5'	2'	Straight	\$5,984.25	\$5,625.20	
		SPL-00148	12'	1.5'	2'	Straight	\$6,798.34	\$6,390.44	
		SPL-00265	22'	2.5'	1'	Straight	\$7,668.69	\$7,208.57	
SPL-00268	24'	2.5'	1'	Straight	\$7,668.69	\$7,208.57			
Planter only.									







**Spohn Ranch
US Communities**

		Part Number	Length (Y)	Width (Z)		Price	USC Price	
Straight		Box	Part Number	Length (Y)	Width (Z)		Price	USC Price
		SPL-00190	4'	2'	2'	Straight	\$2,585.08	\$2,429.98
		SPL-00193	6'	2'	2'	Straight	\$3,399.17	\$3,195.22
		SPL-00355	6'	3'	2'	Straight	\$3,776.85	\$3,550.24
		SPL-00382	6'	3'	4'	Straight	\$5,675.52	\$5,334.99
		SPL-00385	8'	3'	4'	Straight	\$6,128.70	\$5,760.97
		SPL-00433	4'	3.5'	2'	Straight	\$3,334.70	\$3,134.62
		SPL-00436	6'	3.5'	2'	Straight	\$4,395.88	\$4,132.13
		SPL-00439	8'	3.5'	2'	Straight	\$4,855.83	\$4,564.48
		SPL-00517	6'	4'	2'	Straight	\$4,945.61	\$4,648.87
		SPL-00520	8'	4'	2'	Straight	\$5,495.23	\$5,165.52
		SPL-00544	6'	4'	4'	Straight	\$6,358.38	\$5,976.88
		SPL-00547	8'	4'	4'	Straight	\$7,045.77	\$6,623.02
Box only.								
Straight		Ledge	Part Number	Length (Y)	Width (Z)		Price	USC Price
		SPL-00343	16'	3'	1'	Straight	\$6,457.85	\$6,070.38
		SPL-00346	22'	3'	1'	Straight	\$8,072.31	\$7,587.97
		SPL-00349	24'	3'	1'	Straight	\$8,072.31	\$7,587.97
		SPL-00361	10'	3'	2'	Straight	\$6,649.17	\$6,250.22
		SPL-00364	12'	3'	2'	Straight	\$7,553.71	\$7,100.49
		SPL-00367	14'	3'	2'	Straight	\$8,053.72	\$7,570.50
		SPL-00370	16'	3'	2'	Straight	\$8,553.73	\$8,040.51
		SPL-00373	22'	3'	2'	Straight	\$12,330.59	\$11,590.75
		SPL-00376	24'	3'	2'	Straight	\$12,830.60	\$12,060.76
		Ledge only.						
Straight		Ledge	Part Number	Length (Y)	Width (Z)		Price	USC Price
		SPL-00445	12'	3.5'	2'	Straight	\$8,791.77	\$8,264.26
		SPL-00448	14'	3.5'	2'	Straight	\$9,251.71	\$8,696.61
		SPL-00451	16'	3.5'	2'	Straight	\$9,711.66	\$9,128.96
		SPL-00427	22'	3.5'	1'	Straight	\$8,864.06	\$8,332.21
		SPL-00430	24'	3.5'	1'	Straight	\$8,864.06	\$8,332.21
		SPL-00454	22'	3.5'	2'	Straight	\$14,107.54	\$13,261.09
		SPL-00457	24'	3.5'	2'	Straight	\$14,567.48	\$13,693.44
Ledge only.								
Straight		Ledge	Part Number	Length (Y)	Width (Z)		Price	USC Price
		SPL-00508	22'	4'	1'	Straight	\$10,569.92	\$9,935.72
		SPL-00511	24'	4'	1'	Straight	\$10,569.92	\$9,935.72
		SPL-00529	14'	4'	2'	Straight	\$10,440.84	\$9,814.39
		SPL-00532	16'	4'	2'	Straight	\$10,990.46	\$10,331.03
		SPL-00535	22'	4'	2'	Straight	\$15,936.07	\$14,979.91
		SPL-00538	24'	4'	2'	Straight	\$16,485.69	\$15,496.55
		SPL-00589	22'	4.5'	1'	Straight	\$12,275.78	\$11,539.24
		SPL-00592	24'	4.5'	1'	Straight	\$12,275.78	\$11,539.24
		SPL-00610	14'	4.5'	2'	Straight	\$11,894.85	\$11,181.16
		SPL-00613	16'	4.5'	2'	Straight	\$12,377.89	\$11,635.22
SPL-00616	22'	4.5'	2'	Straight	\$18,083.79	\$16,998.77		
SPL-00619	24'	4.5'	2'	Straight	\$18,566.84	\$17,452.83		
Ledge only.								
Straight		Flat Hubba	Part Number	Length (Y)	Width (Z)		Price	USC Price
		SPL-00676	4'	5'	2'	Straight	\$4,300.59	\$4,042.55
		SPL-00679	6'	5'	2'	Straight	\$5,715.22	\$5,372.31
		SPL-00682	8'	5'	2'	Straight	\$6,390.39	\$6,006.97
		SPL-00685	10'	5'	2'	Straight	\$10,015.81	\$9,414.86
		SPL-00688	12'	5'	2'	Straight	\$11,430.44	\$10,744.62
		SPL-00691	14'	5'	2'	Straight	\$12,105.62	\$11,379.28
		SPL-00757	4'	5.5'	2'	Straight	\$4,566.85	\$4,292.84
		SPL-00760	6'	5.5'	2'	Straight	\$6,045.06	\$5,682.35
		SPL-00763	8'	5.5'	2'	Straight	\$6,774.03	\$6,367.59
		SPL-00766	10'	5.5'	2'	Straight	\$10,611.91	\$9,975.19
SPL-00769	12'	5.5'	2'	Straight	\$12,090.11	\$11,364.70		
SPL-00772	14'	5.5'	2'	Straight	\$12,819.09	\$12,049.95		
Hubba only.								
Single Kink		Ledge	Part Number	Length (Y)	Width (Z)		Price	USC Price
		SPL-00263	16'	2.5'	1'	Single Kink	\$7,668.69	\$7,208.57
		SPL-00266	22'	2.5'	1'	Single Kink	\$7,668.69	\$7,208.57
		SPL-00284	12'	2.5'	2'	Single Kink	\$7,009.18	\$6,588.63
		SPL-00287	14'	2.5'	2'	Single Kink	\$7,868.50	\$7,396.39
		SPL-00290	16'	2.5'	2'	Single Kink	\$8,343.51	\$7,842.90
		SPL-00293	22'	2.5'	2'	Single Kink	\$7,668.69	\$7,208.57
		SPL-00347	22'	3'	1'	Single Kink	\$8,072.31	\$7,587.97
		SPL-00350	24'	3'	1'	Single Kink	\$8,072.31	\$7,587.97
		SPL-00365	12'	3'	2'	Single Kink	\$7,378.09	\$6,935.40
		SPL-00368	14'	3'	2'	Single Kink	\$8,282.63	\$7,785.67
SPL-00371	16'	3'	2'	Single Kink	\$8,782.64	\$8,255.68		
SPL-00374	22'	3'	2'	Single Kink	\$12,559.49	\$11,805.92		
Ledge only.								







**Spohn Ranch
US Communities**

		Part Number	Length (Height (Y)	Width (Z)		Price	USC Price
Single Kink	Ledge							
		SPL-00431	24'	3.5'	1'	Single Kink	\$8,864.06	\$8,332.21
		SPL-00446	12'	3.5'	2'	Single Kink	\$8,210.44	\$7,717.81
		SPL-00449	14'	3.5'	2'	Single Kink	\$9,271.63	\$8,715.33
		SPL-00452	16'	3.5'	2'	Single Kink	\$9,731.57	\$9,147.68
		SPL-00455	22'	3.5'	2'	Single Kink	\$14,127.46	\$13,279.81
		SPL-00458	24'	3.5'	2'	Single Kink	\$14,587.40	\$13,712.16
		SPL-00512	24'	4'	1'	Single Kink	\$10,569.92	\$9,935.72
		SPL-00527	12'	4'	2'	Single Kink	\$9,252.75	\$8,697.58
		SPL-00530	14'	4'	2'	Single Kink	\$10,451.37	\$9,824.28
		SPL-00533	16'	4'	2'	Single Kink	\$11,000.99	\$10,340.93
		SPL-00536	22'	4'	2'	Single Kink	\$15,946.60	\$14,989.80
		SPL-00539	24'	4'	2'	Single Kink	\$16,496.22	\$15,506.45
	Ledge only.							
Single Kink	Ledge							
		SPL-00608	12'	4.5'	2'	Single Kink	\$10,415.20	\$9,790.29
		SPL-00611	14'	4.5'	2'	Single Kink	\$11,841.67	\$11,131.17
		SPL-00614	16'	4.5'	2'	Single Kink	\$12,324.72	\$11,585.24
		SPL-00617	22'	4.5'	2'	Single Kink	\$18,030.62	\$16,948.78
		SPL-00689	12'	5'	2'	Single Kink	\$10,688.36	\$10,047.06
		SPL-00692	14'	5'	2'	Single Kink	\$12,103.00	\$11,376.82
		SPL-00695	16'	5'	2'	Single Kink	\$12,778.17	\$12,011.48
		SPL-00698	22'	5'	2'	Single Kink	\$18,493.39	\$17,383.79
	Ledge only.							
Single Kink	Hubba							
		SPL-00770	12'	5.5'	2'	Single Kink	\$11,332.64	\$10,652.68
		SPL-00773	14'	5.5'	2'	Single Kink	\$12,810.84	\$12,042.19
		SPL-00776	16'	5.5'	2'	Single Kink	\$13,539.82	\$12,727.43
		SPL-00779	22'	5.5'	2'	Single Kink	\$19,584.88	\$18,409.79
		SPL-00851	12'	6.5'	2'	Single Kink	\$14,407.51	\$13,543.06
		SPL-00854	14'	6.5'	2'	Single Kink	\$16,242.06	\$15,267.54
		SPL-00857	16'	6.5'	2'	Single Kink	\$17,577.41	\$16,522.76
		SPL-00860	22'	6.5'	2'	Single Kink	\$25,047.86	\$23,544.99
		SPL-00932	12'	7.5'	2'	Single Kink	\$15,762.35	\$14,816.61
		SPL-00935	14'	7.5'	2'	Single Kink	\$20,639.27	\$19,400.91
		SPL-00938	16'	7.5'	2'	Single Kink	\$21,840.85	\$20,530.40
		SPL-00941	22'	7.5'	2'	Single Kink	\$31,881.51	\$29,968.62
Hubba only.								
Double Kink	Ledge							
		SPL-00186	22'	2'	1'	Double Kink	\$7,265.08	\$6,829.17
		SPL-00213	22'	2'	2'	Double Kink	\$11,303.54	\$10,625.33
		SPL-00216	24'	2'	2'	Double Kink	\$11,753.55	\$11,048.34
		SPL-00267	22'	2.5'	1'	Double Kink	\$7,668.69	\$7,208.57
		SPL-00294	22'	2.5'	2'	Double Kink	\$11,931.52	\$11,215.63
		SPL-00297	24'	2.5'	2'	Double Kink	\$12,406.53	\$11,662.14
		SPL-00348	22'	3'	1'	Double Kink	\$8,072.31	\$7,587.97
		SPL-00375	22'	3'	2'	Double Kink	\$12,788.40	\$12,021.10
		SPL-00378	24'	3'	2'	Double Kink	\$13,288.41	\$12,491.11
		SPL-00432	24'	3.5'	1'	Double Kink	\$8,864.06	\$8,332.21
		SPL-00456	22'	3.5'	2'	Double Kink	\$14,147.37	\$13,298.53
		SPL-00459	24'	3.5'	2'	Double Kink	\$14,607.31	\$13,730.88
	Ledge only.							
Double Kink	Ledge							
		SPL-00513	24'	4'	1'	Double Kink	\$10,569.92	\$9,935.72
		SPL-00537	22'	4'	2'	Double Kink	\$15,957.12	\$14,999.70
		SPL-00540	24'	4'	2'	Double Kink	\$16,506.75	\$15,516.34
		SPL-00594	24'	4.5'	1'	Double Kink	\$12,275.78	\$11,539.24
		SPL-00618	22'	4.5'	2'	Double Kink	\$17,977.45	\$16,898.80
		SPL-00621	24'	4.5'	2'	Double Kink	\$18,460.49	\$17,352.86
		SPL-00675	24'	5'	1'	Double Kink	\$12,393.95	\$11,650.31
		SPL-00699	22'	5'	2'	Double Kink	\$18,490.78	\$17,381.33
		SPL-00702	24'	5'	2'	Double Kink	\$19,165.95	\$18,015.99
		SPL-00756	24'	5.5'	1'	Double Kink	\$13,579.22	\$12,764.47
		SPL-00780	22'	5.5'	2'	Double Kink	\$19,576.63	\$18,402.03
		SPL-00783	24'	5.5'	2'	Double Kink	\$20,305.61	\$19,087.27
	Ledge only.							
Raked	Ledge Components							
		SPL-00974	8'	3.5'	2'	Raked	\$4,875.74	\$4,583.20
		SPL-00975	10'	3.5'	2'	Raked	\$6,017.44	\$5,656.39
		SPL-00977	8'	4'	2'	Raked	\$5,505.76	\$5,175.41
		SPL-00978	10'	4'	2'	Raked	\$6,829.45	\$6,419.68
		SPL-00980	8'	4.5'	2'	Raked	\$6,135.77	\$5,767.63
		SPL-00981	10'	4.5'	2'	Raked	\$8,186.96	\$7,695.74
		SPL-00983	8'	5.5'	2'	Raked	\$6,765.79	\$6,359.84
		SPL-00984	10'	5.5'	2'	Raked	\$8,864.52	\$8,332.65
		SPL-00986	8'	6.5'	2'	Raked	\$8,771.61	\$8,245.31
		SPL-00987	10'	6.5'	2'	Raked	\$11,456.54	\$10,769.15
	SPL-00989	8'	7.5'	2'	Raked	\$10,598.61	\$9,962.69	
	SPL-00990	10'	7.5'	2'	Raked	\$12,253.36	\$11,518.16	
Ledge only.								







**Spohn Ranch
US Communities**

		Part Number	Length (L)	Height (Y)	Width (Z)		Price	USC Price		
Ledge Components										
Flat		SPL-00997	4'	3.5'	2'	Flat	\$3,334.70	\$3,134.62		
		SPL-00998	6'	3.5'	2'	Flat	\$4,395.88	\$4,132.13		
		SPL-00999	8'	3.5'	2'	Flat	\$4,855.83	\$4,564.48		
		SPL-01000	4'	4'	2'	Flat	\$3,746.99	\$3,522.17		
		SPL-01001	6'	4'	2'	Flat	\$4,945.61	\$4,648.87		
		SPL-01002	8'	4'	2'	Flat	\$5,495.23	\$5,165.52		
		SPL-01003	4'	4.5'	2'	Flat	\$4,279.42	\$4,022.66		
		SPL-01005	8'	4.5'	2'	Flat	\$6,188.95	\$5,817.61		
		SPL-01006	4'	5.5'	2'	Flat	\$4,566.85	\$4,292.84		
		SPL-01008	8'	5.5'	2'	Flat	\$6,774.03	\$6,367.59		
		SPL-01012	4'	7.5'	2'	Flat	\$8,774.54	\$8,248.07		
SPL-01014	8'	7.5'	2'	Flat	\$11,242.24	\$10,567.71				
Ledge only.										
Manual Pad										
Stand-alone		SPL-01022	8'	.75'	4'	Stand-alone	\$3,585.77	\$3,370.63		
		SPL-01026	8'	.75'	6'	Stand-alone	\$4,356.52	\$4,095.13		
		SPL-01032	12'	.75/1.5'	6'	Stand-alone	\$3,585.77	\$3,370.63		
		SPL-01034	8'	.75/1.5'	8'	Stand-alone	\$8,282.23	\$7,785.30		
		SPL-01036	12'	.75/1.5'	8'	Stand-alone	\$13,091.93	\$12,306.42		
		SPL-01038	8'	.75/1.5'	8'	Stand-alone (left wedge)	\$9,776.12	\$9,189.55		
		SPL-01040	12'	.75/1.5'	8'	Stand-alone (left wedge)	\$13,654.77	\$12,835.48		
		SPL-01042	8'	.75/1.5'	8'	Stand-alone (right wedge)	\$9,776.12	\$9,189.55		
		SPL-01044	12'	.75/1.5'	8'	Stand-alone (right wedge)	\$13,654.77	\$12,835.48		
		SPL-01045	16'	.75/1.5'	8'	Stand-alone (left & right wedge)	\$18,542.73	\$17,430.16		
		Manual pad only.								
		Mini-Halfpipe: Transition								
		Stand-alone		SPM-00001	4'	3'	8'	Stand-alone Section	\$2,961.85	\$2,784.14
SPM-00005	6'			3'	8'	Stand-alone Section	\$3,891.10	\$3,657.63		
SPM-00009	8'			3'	8'	Stand-alone Section	\$4,647.78	\$4,368.92		
SPM-00013	4'			4'	8'	Stand-alone Section	\$3,378.91	\$3,176.18		
SPM-00017	6'			4'	8'	Stand-alone Section	\$4,324.09	\$4,064.65		
SPM-00021	8'			4'	8'	Stand-alone Section	\$5,094.92	\$4,789.23		
SPM-00025	4'			5'	8'	Stand-alone Section	\$4,058.22	\$3,814.73		
SPM-00029	6'			5'	8'	Stand-alone Section	\$5,166.64	\$4,856.64		
SPM-00033	8'			5'	8'	Stand-alone Section	\$6,061.10	\$5,697.44		
SPM-00037	4'			6'	8'	Stand-alone Section	\$4,399.84	\$4,135.85		
SPM-00041	6'			6'	8'	Stand-alone Section	\$5,545.62	\$5,212.88		
SPM-00045	8'			6'	8'	Stand-alone Section	\$6,464.99	\$6,077.09		
Stand-alone: Includes Transition section, left & right side enclosures.										
Mini-Halfpipe: Transition										
Stand-alone		SPM-00049	4'	7'	8'	Stand-alone Section	\$4,871.12	\$4,578.85		
		SPM-00053	6'	7'	8'	Stand-alone Section	\$6,081.04	\$5,716.18		
		SPM-00057	8'	7'	8'	Stand-alone Section	\$7,050.93	\$6,627.88		
		SPM-00061	4'	8'	8'	Stand-alone Section	\$5,473.89	\$5,145.46		
		SPM-00065	6'	8'	8'	Stand-alone Section	\$6,734.40	\$6,330.33		
		SPM-00069	8'	8'	8'	Stand-alone Section	\$7,746.12	\$7,281.36		
		Stand-alone: Includes Transition section, left & right side enclosures.								
Mini-Halfpipe: Transition										
Left Section		SPM-00002	4'	3'	8'	Left Section	\$2,505.48	\$2,355.15		
		SPM-00006	6'	3'	8'	Left Section	\$3,428.69	\$3,222.97		
		SPM-00010	8'	3'	8'	Left Section	\$4,177.81	\$3,927.15		
		SPM-00014	4'	4'	8'	Left Section	\$2,710.90	\$2,548.24		
		SPM-00018	6'	4'	8'	Left Section	\$3,633.97	\$3,415.93		
		SPM-00022	8'	4'	8'	Left Section	\$4,386.53	\$4,123.34		
		SPM-00026	4'	5'	8'	Left Section	\$3,239.65	\$3,045.27		
		SPM-00030	6'	5'	8'	Left Section	\$4,342.02	\$4,081.50		
		SPM-00034	8'	5'	8'	Left Section	\$5,228.92	\$4,915.19		
		SPM-00038	4'	6'	8'	Left Section	\$3,453.68	\$3,246.46		
		SPM-00042	6'	6'	8'	Left Section	\$4,596.44	\$4,320.65		
		SPM-00046	8'	6'	8'	Left Section	\$5,512.03	\$5,181.31		
		Left Side: Includes Transition section, left side enclosure.								
Mini-Halfpipe: Transition										
Left Section		SPM-00050	4'	7'	8'	Left Section	\$3,787.84	\$3,560.57		
		SPM-00054	6'	7'	8'	Left Section	\$4,991.71	\$4,692.21		
		SPM-00058	8'	7'	8'	Left Section	\$5,776.86	\$5,430.25		
		SPM-00062	4'	8'	8'	Left Section	\$4,104.30	\$3,858.04		
		SPM-00066	6'	8'	8'	Left Section	\$5,358.76	\$5,037.23		
		SPM-00070	8'	8'	8'	Left Section	\$6,362.93	\$5,981.15		
		Left Side: Includes Transition section, left side enclosure.								

**Spohn Ranch
US Communities**

		Part Number	Width (X)	Height (Y)	Radii (Z)		Price	USC Price		
Right Section		Mini-Halfpipe: Transition		Part Number Width (X) Height (Y) Radii (Z)			Price	USC Price		
		SPM-0003	4'	3'	8'	Right Section	\$2,505.48	\$2,355.15		
		SPM-0007	6'	3'	8'	Right Section	\$3,428.69	\$3,222.97		
		SPM-00011	8'	3'	8'	Right Section	\$4,177.81	\$3,927.15		
		SPM-00015	4'	4'	8'	Right Section	\$2,710.90	\$2,548.24		
		SPM-00019	6'	4'	8'	Right Section	\$3,633.97	\$3,415.93		
		SPM-00023	8'	4'	8'	Right Section	\$4,386.53	\$4,123.34		
		SPM-00027	4'	5'	8'	Right Section	\$3,239.65	\$3,045.27		
		SPM-00031	6'	5'	8'	Right Section	\$4,342.02	\$4,081.50		
		SPM-00035	8'	5'	8'	Right Section	\$5,228.92	\$4,915.19		
		SPM-00039	4'	6'	8'	Right Section	\$3,453.68	\$3,246.46		
		SPM-00043	6'	6'	8'	Right Section	\$4,596.44	\$4,320.65		
		SPM-00047	8'	6'	8'	Right Section	\$5,512.03	\$5,181.31		
		Right Side: Includes Transition section, right side enclosure.								
Right Section		Mini-Halfpipe: Transition		Part Number Width (X) Height (Y) Radii (Z)			Price	USC Price		
		SPM-00051	4'	7'	8'	Right Section	\$3,787.84	\$3,560.57		
		SPM-00055	6'	7'	8'	Right Section	\$4,991.71	\$4,692.21		
		SPM-00059	8'	7'	8'	Right Section	\$5,776.86	\$5,430.25		
		SPM-00063	4'	8'	8'	Right Section	\$4,104.30	\$3,858.04		
		SPM-00067	6'	8'	8'	Right Section	\$5,358.76	\$5,037.23		
		SPM-00071	8'	8'	8'	Right Section	\$6,362.93	\$5,981.15		
		Right Side: Includes Transition section, right side enclosure.								
		Center Section		Mini-Halfpipe: Transition		Part Number Width (X) Height (Y) Radii (Z)			Price	USC Price
				SPM-00004	4'	3'	8'	Center Section	\$2,049.12	\$1,926.17
SPM-00008	6'			3'	8'	Center Section	\$2,966.28	\$2,788.30		
SPM-00012	8'			3'	8'	Center Section	\$3,707.85	\$3,485.37		
SPM-00016	4'			4'	8'	Center Section	\$2,063.00	\$1,939.22		
SPM-00020	6'			4'	8'	Center Section	\$2,980.02	\$2,801.22		
SPM-00024	8'			4'	8'	Center Section	\$3,725.03	\$3,501.53		
SPM-00028	4'			5'	8'	Center Section	\$2,421.07	\$2,275.81		
SPM-00032	6'			5'	8'	Center Section	\$3,517.40	\$3,306.35		
SPM-00036	8'			5'	8'	Center Section	\$4,396.75	\$4,132.94		
SPM-00040	4'			6'	8'	Center Section	\$2,507.53	\$2,357.08		
SPM-00044	6'			6'	8'	Center Section	\$3,647.26	\$3,428.42		
SPM-00048	8'			6'	8'	Center Section	\$4,559.07	\$4,285.53		
Center section: Includes Transition section, no side enclosure.										
Center Section		Mini-Halfpipe: Transition		Part Number Width (X) Height (Y) Radii (Z)			Price	USC Price		
		SPM-00052	4'	7'	8'	Center Section	\$2,621.29	\$2,464.01		
		SPM-00056	6'	7'	8'	Center Section	\$3,819.12	\$3,589.97		
		SPM-00060	8'	7'	8'	Center Section	\$4,773.90	\$4,487.47		
		SPM-00064	4'	8'	8'	Center Section	\$2,738.03	\$2,573.75		
		SPM-00068	6'	8'	8'	Center Section	\$3,986.45	\$3,747.26		
		SPM-00072	8'	8'	8'	Center Section	\$4,983.06	\$4,684.07		
		Center section: Includes Transition section, no side enclosure.								
		Assorted Sections		Mini-Halfpipe: Floor		Part Number Width (X) Height (Y) Depth (Z)			Price	USC Price
				SPM-00073	4'	12'	-	Stand-alone Section	\$2,457.54	\$2,310.09
SPM-00074	4'			12'	-	Left Section	\$1,075.92	\$2,274.57		
SPM-00075	4'			12'	-	Right Section	\$2,419.75	\$2,274.57		
SPM-00076	4'			12'	-	Center Section	\$2,302.04	\$2,163.91		
SPM-00077	6'			12'	-	Stand-alone Section	\$3,646.34	\$3,427.56		
SPM-00078	6'			12'	-	Left Section	\$3,589.66	\$3,374.28		
SPM-00079	6'			12'	-	Right Section	\$3,589.66	\$3,374.28		
SPM-00080	6'			12'	-	Center Section	\$3,453.05	\$3,245.87		
SPM-00081	8'			12'	-	Stand-alone Section	\$4,915.08	\$4,620.17		
SPM-00082	8'			12'	-	Left Section	\$4,759.57	\$4,474.00		
SPM-00083	8'			12'	-	Right Section	\$4,759.57	\$4,474.00		
SPM-00084	8'			12'	-	Center Section	\$4,604.07	\$4,327.83		
Floor Section: Floor panel only.										
Stand-alone		Mini Half-pipe: Spine		Part Number Width (X) Height (Y) Radii (Z)			Price	USC Price		
		SPM-00085	4'	4'	8'	Stand-alone Section	\$7,345.46	\$6,904.73		
		SPM-00089	6'	4'	8'	Stand-alone Section	\$9,400.20	\$8,836.19		
		SPM-00093	8'	4'	8'	Stand-alone Section	\$11,075.92	\$10,411.36		
		SPM-00097	4'	5'	8'	Stand-alone Section	\$8,822.23	\$8,292.89		
		SPM-00101	6'	5'	8'	Stand-alone Section	\$11,231.82	\$10,557.91		
		SPM-00105	8'	5'	8'	Stand-alone Section	\$13,176.31	\$12,385.73		
		SPM-00109	4'	6'	8'	Stand-alone Section	\$9,564.87	\$8,990.98		
		SPM-00113	6'	6'	8'	Stand-alone Section	\$12,055.69	\$11,332.35		
		SPM-00117	8'	6'	8'	Stand-alone Section	\$14,054.33	\$13,211.07		
Stand-alone: Includes Spine section, left & right side enclosures.										

**Spohn Ranch
US Communities**

		Part Number	Width (X)	Height (Y)	Radii (Z)		Price	USC Price	
Left Section		Mini Half-pipe: Spine							
			Part Number Width (X) Height (Y) Radii (Z)						
		SPM-00086	4'	4'	8'		Left Section	\$5,893.26	\$5,539.66
		SPM-00090	6'	4'	8'		Left Section	\$7,899.94	\$7,425.94
		SPM-00094	8'	4'	8'		Left Section	\$9,535.94	\$8,963.79
		SPM-00098	4'	5'	8'		Left Section	\$7,042.71	\$6,620.15
		SPM-00102	6'	5'	8'		Left Section	\$9,439.17	\$8,872.82
		SPM-00106	8'	5'	8'		Left Section	\$11,367.23	\$10,685.19
		SPM-00110	4'	6'	8'		Left Section	\$7,508.01	\$7,057.53
		SPM-00114	6'	6'	8'		Left Section	\$9,992.26	\$9,392.72
SPM-00118	8'	6'	8'		Left Section	\$11,982.68	\$11,263.72		
Left Side: Includes Spine section, left side enclosure.									
Right Section		Mini Half-pipe: Spine							
			Part Number Width (X) Height (Y) Radii (Z)						
		SPM-00087	4'	4'	8'		Right Section	\$5,893.26	\$5,539.66
		SPM-00091	6'	4'	8'		Right Section	\$7,899.94	\$7,425.94
		SPM-00095	8'	4'	8'		Right Section	\$9,535.94	\$8,963.79
		SPM-00099	4'	5'	8'		Right Section	\$7,042.71	\$6,620.15
		SPM-00103	6'	5'	8'		Right Section	\$9,439.17	\$8,872.82
		SPM-00107	8'	5'	8'		Right Section	\$11,367.23	\$10,685.19
		SPM-00111	4'	6'	8'		Right Section	\$7,508.01	\$7,057.53
		SPM-00115	6'	6'	8'		Right Section	\$9,992.26	\$9,392.72
SPM-00119	8'	6'	8'		Right Section	\$11,982.68	\$11,263.72		
Right Side: Includes Spine section, right side enclosure.									
Center Section		Mini Half-pipe: Spine							
			Part Number Width (X) Height (Y) Radii (Z)						
		SPM-00088	4'	4'	8'		Center Section	\$4,484.78	\$4,215.69
		SPM-00092	6'	4'	8'		Center Section	\$6,478.31	\$6,089.62
		SPM-00096	8'	4'	8'		Center Section	\$8,097.89	\$7,612.02
		SPM-00100	4'	5'	8'		Center Section	\$5,263.20	\$4,947.41
		SPM-00104	6'	5'	8'		Center Section	\$7,646.52	\$7,187.73
		SPM-00108	8'	5'	8'		Center Section	\$9,558.15	\$8,984.66
		SPM-00112	4'	6'	8'		Center Section	\$5,451.15	\$5,124.08
		SPM-00116	6'	6'	8'		Center Section	\$7,928.83	\$7,453.10
SPM-00120	8'	6'	8'		Center Section	\$9,911.03	\$9,316.37		
Center section: Includes Spine section, no side enclosure.									
Stand-alone		Mini Half-pipe: Hump							
			Part Number Width (X) Height (Y) Radii (Z)						
		SPM-00121	4'	2'	5' - 8'		Stand-alone Section	\$5,450.08	\$5,123.08
		SPM-00125	6'	2'	5' - 8'		Stand-alone Section	\$7,289.69	\$6,852.31
		SPM-00129	8'	2'	5' - 8'		Stand-alone Section	\$9,251.61	\$8,696.52
		SPM-00133	4'	3'	5' - 8'		Stand-alone Section	\$6,069.95	\$5,705.66
		SPM-00137	6'	3'	5' - 8'		Stand-alone Section	\$8,233.50	\$7,739.49
		SPM-00141	8'	3'	5' - 8'		Stand-alone Section	\$10,000.99	\$9,400.93
		SPM-00145	4'	4'	5' - 8'		Stand-alone Section	\$6,630.03	\$6,232.22
		SPM-00149	6'	4'	5' - 8'		Stand-alone Section	\$8,796.67	\$8,268.87
SPM-00153	8'	4'	5' - 8'		Stand-alone Section	\$10,575.74	\$9,941.19		
Stand-alone: Includes Hump section, left & right side enclosures.									
Left Section		Mini Half-pipe: Hump							
			Part Number Width (X) Height (Y) Radii (Z)						
		SPM-00122	4'	2'	5' - 8'		Left Section	\$5,450.08	\$5,123.08
		SPM-00126	6'	2'	5' - 8'		Left Section	\$7,289.69	\$6,852.31
		SPM-00130	8'	2'	5' - 8'		Left Section	\$9,251.61	\$8,696.52
		SPM-00134	4'	3'	5' - 8'		Left Section	\$6,069.95	\$5,705.66
		SPM-00138	6'	3'	5' - 8'		Left Section	\$8,233.50	\$7,739.49
		SPM-00142	8'	3'	5' - 8'		Left Section	\$10,000.99	\$9,400.93
		SPM-00146	4'	4'	5' - 8'		Left Section	\$6,630.03	\$6,232.22
		SPM-00150	6'	4'	5' - 8'		Left Section	\$8,796.67	\$8,268.87
SPM-00154	8'	4'	5' - 8'		Left Section	\$10,575.74	\$9,941.19		
Left Side: Includes Hump section, left side enclosure.									
Right Section		Mini Half-pipe: Hump							
			Part Number Width (X) Height (Y) Radii (Z)						
		SPM-00123	4'	2'	5' - 8'		Right Section	\$4,562.93	\$4,289.15
		SPM-00127	6'	2'	5' - 8'		Right Section	\$6,367.98	\$5,985.91
		SPM-00131	8'	2'	5' - 8'		Right Section	\$8,292.14	\$7,794.61
		SPM-00135	4'	3'	5' - 8'		Right Section	\$4,840.59	\$4,550.15
		SPM-00139	6'	3'	5' - 8'		Right Section	\$6,987.81	\$6,568.54
		SPM-00143	8'	3'	5' - 8'		Right Section	\$8,734.76	\$8,210.68
		SPM-00147	4'	4'	5' - 8'		Right Section	\$4,883.91	\$4,590.87
		SPM-00151	6'	4'	5' - 8'		Right Section	\$7,034.12	\$6,612.08
SPM-00155	8'	4'	5' - 8'		Right Section	\$8,792.65	\$8,265.10		
Right Side: Includes Hump section, right side enclosure.									







**Spohn Ranch
US Communities**

		Part Number	Width (X)	Height (Y)	Radii (Z)		Price	USC Price	
Center Section		Mini Half-pipe: Hump							
		SPM-00124	4'	2'	5' - 8'	Center Section	\$5,721.60	\$5,378.30	
		SPM-00128	6'	2'	5' - 8'	Center Section	\$7,044.44	\$6,621.78	
		SPM-00132	8'	2'	5' - 8'	Center Section	\$8,196.82	\$7,705.01	
		SPM-00136	4'	3'	5' - 8'	Center Section	\$6,869.53	\$6,457.36	
		SPM-00140	6'	3'	5' - 8'	Center Section	\$8,396.42	\$7,892.63	
		SPM-00144	8'	3'	5' - 8'	Center Section	\$9,714.45	\$9,131.59	
		SPM-00148	4'	4'	5' - 8'	Center Section	\$7,528.57	\$7,076.86	
		SPM-00152	6'	4'	5' - 8'	Center Section	\$9,123.67	\$8,576.25	
		SPM-00156	8'	4'	5' - 8'	Center Section	\$8,685.66	\$8,164.52	
Center section: Includes Hump section, no side enclosure.									
Stand-alone		Mini Half-pipe: Roll-in							
		SPM-00157	4'	4'	5' - 8'	Stand-alone Section	\$5,721.60	\$5,378.30	
		SPM-00161	6'	4'	5' - 8'	Stand-alone Section	\$7,044.44	\$6,621.78	
		SPM-00165	8'	4'	5' - 8'	Stand-alone Section	\$8,196.82	\$7,705.01	
		SPM-00169	4'	5'	5' - 8'	Stand-alone Section	\$6,869.53	\$6,457.36	
		SPM-00173	6'	5'	5' - 8'	Stand-alone Section	\$8,396.42	\$7,892.63	
		SPM-00177	8'	5'	5' - 8'	Stand-alone Section	\$9,714.45	\$9,131.59	
		SPM-00181	4'	6'	5' - 8'	Stand-alone Section	\$7,528.57	\$7,076.86	
		SPM-00185	6'	6'	5' - 8'	Stand-alone Section	\$9,123.67	\$8,576.25	
		SPM-00189	8'	6'	5' - 8'	Stand-alone Section	\$8,685.66	\$8,164.52	
		SPM-00205	4'	8'	5' - 8'	Stand-alone Section	\$9,871.39	\$9,279.10	
		SPM-00209	6'	8'	5' - 8'	Stand-alone Section	\$11,822.75	\$11,113.38	
		SPM-00213	8'	8'	5' - 8'	Stand-alone Section	\$13,455.60	\$12,648.17	
		Stand-alone: Includes Roll-in section, left & right side enclosures.							
Left Section		Mini Half-pipe: Roll-in							
		SPM-00158	4'	4'	5' - 8'	Left Section	\$4,432.33	\$4,166.39	
		SPM-00162	6'	4'	5' - 8'	Left Section	\$5,727.02	\$5,383.40	
		SPM-00166	8'	4'	5' - 8'	Left Section	\$6,853.58	\$6,442.36	
		SPM-00170	4'	5'	5' - 8'	Left Section	\$5,259.02	\$4,943.48	
		SPM-00174	6'	5'	5' - 8'	Left Section	\$6,773.82	\$6,367.39	
		SPM-00178	8'	5'	5' - 8'	Left Section	\$8,076.74	\$7,592.14	
		SPM-00182	4'	6'	5' - 8'	Left Section	\$5,669.57	\$5,329.39	
		SPM-00186	6'	6'	5' - 8'	Left Section	\$7,258.62	\$6,823.10	
		SPM-00190	8'	6'	5' - 8'	Left Section	\$8,614.57	\$8,097.70	
		SPM-00206	4'	8'	5' - 8'	Left Section	\$7,175.49	\$6,744.96	
		SPM-00210	6'	8'	5' - 8'	Left Section	\$9,114.76	\$8,567.88	
SPM-00214	8'	8'	5' - 8'	Left Section	\$10,732.41	\$10,088.46			
Left Side: Includes Roll-in section, left side enclosure.									
Right Section		Mini Half-pipe: Roll-in							
		SPM-00159	4'	4'	5' - 8'	Right Section	\$4,432.33	\$4,166.39	
		SPM-00163	6'	4'	5' - 8'	Right Section	\$5,727.02	\$5,383.40	
		SPM-00167	8'	4'	5' - 8'	Right Section	\$6,853.58	\$6,442.36	
		SPM-00171	4'	5'	5' - 8'	Right Section	\$5,259.02	\$4,943.48	
		SPM-00175	6'	5'	5' - 8'	Right Section	\$6,773.82	\$6,367.39	
		SPM-00179	8'	5'	5' - 8'	Right Section	\$8,076.74	\$7,592.14	
		SPM-00183	4'	6'	5' - 8'	Right Section	\$5,669.57	\$5,329.39	
		SPM-00187	6'	6'	5' - 8'	Right Section	\$7,258.62	\$6,823.10	
		SPM-00191	8'	6'	5' - 8'	Right Section	\$8,614.57	\$8,097.70	
		SPM-00207	4'	8'	5' - 8'	Right Section	\$7,175.49	\$6,744.96	
		SPM-00211	6'	8'	5' - 8'	Right Section	\$9,114.76	\$8,567.88	
SPM-00215	8'	8'	5' - 8'	Right Section	\$10,732.41	\$10,088.46			
Right Side: Includes Roll-in section, right side enclosure.									
Center Section		Mini Half-pipe: Roll-in							
		SPM-00160	4'	4'	5' - 8'	Center Section	\$3,163.17	\$2,973.38	
		SPM-00164	6'	4'	5' - 8'	Center Section	\$4,445.77	\$4,179.03	
		SPM-00168	8'	4'	5' - 8'	Center Section	\$5,557.21	\$5,223.78	
		SPM-00172	4'	5'	5' - 8'	Center Section	\$3,648.52	\$3,429.61	
		SPM-00176	6'	5'	5' - 8'	Center Section	\$5,151.23	\$4,842.15	
		SPM-00180	8'	5'	5' - 8'	Center Section	\$6,439.03	\$6,052.69	
		SPM-00184	4'	6'	5' - 8'	Center Section	\$3,810.56	\$3,581.93	
		SPM-00188	6'	6'	5' - 8'	Center Section	\$5,393.57	\$5,069.96	
		SPM-00192	8'	6'	5' - 8'	Center Section	\$6,741.96	\$6,337.44	
		SPM-00208	4'	8'	5' - 8'	Center Section	\$4,482.93	\$4,213.95	
		SPM-00212	6'	8'	5' - 8'	Center Section	\$6,410.11	\$6,025.50	
SPM-00216	8'	8'	5' - 8'	Center Section	\$8,012.64	\$7,531.88			
Center section: Includes Roll-in section, no side enclosure.									
Assorted Panels		Tiered Deck Enclosure							
		SPM-00217	4'	1'	8'	8' to 7' Filler Panel	\$464.56	\$436.69	
		SPM-00218	4'	1'	8'	8' to 6' Filler Panel	\$590.56	\$555.13	
		SPM-00219	4'	1'	8'	7' to 6' Filler Panel	\$464.56	\$436.69	
		SPM-00221	4'	1'	8'	6' to 5' Filler Panel	\$464.56	\$436.69	
		SPM-00223	4'	1'	8'	5' to 4' Filler Panel	\$464.56	\$436.69	
		SPM-00234	4'	1'	8'	4' to 3' Filler Panel	\$464.56	\$436.69	
		SPM-00226	8'	1'	8'	8' to 7' Filler Panel	\$667.80	\$627.73	
		SPM-00227	8'	1'	8'	8' to 6' Filler Panel	\$909.51	\$854.94	
		SPM-00228	8'	1'	8'	7' to 6' Filler Panel	\$667.80	\$627.73	
		SPM-00230	8'	1'	8'	6' to 5' Filler Panel	\$667.80	\$627.73	
		SPM-00232	8'	1'	8'	5' to 4' Filler Panel	\$667.80	\$627.73	
SPM-00234	8'	1'	8'	4' to 3' Filler Panel	\$667.80	\$627.73			
Deck Enclosure Panel: Side panel only, (at elevation changes).									







**Spohn Ranch
US Communities**

		Part Number	Width (X)	Height (Y)	Radii (Z)		Price	USC Price	
Center Section		Mini-Halfpipe: Raked Transition Section							
		SPM-00379	4'	8' to 7'	8'		Left to Right Rake	\$6,549.02	\$6,156.08
		SPM-00387	4'	7' to 6'	8'		Left to Right Rake	\$6,128.99	\$5,761.25
		SPM-00395	4'	6' to 5'	8'		Left to Right Rake	\$5,563.05	\$5,229.26
		SPM-00403	4'	5' to 4'	8'		Left to Right Rake	\$5,480.57	\$5,151.74
		SPM-00381	8'	8' to 7'	8'		Left to Right Rake	\$10,320.54	\$9,701.31
		SPM-00385	8'	8' to 6'	8'		Left to Right Rake	\$10,308.97	\$9,690.43
		SPM-00389	8'	7' to 6'	8'		Left to Right Rake	\$9,589.00	\$9,013.66
		SPM-00393	8'	7' to 5'	8'		Left to Right Rake	\$9,560.94	\$8,987.28
		SPM-00397	8'	6' to 5'	8'		Left to Right Rake	\$8,524.89	\$8,013.40
		SPM-00401	8'	6' to 4'	8'		Left to Right Rake	\$8,517.26	\$8,006.22
SPM-00405	8'	5' to 4'	8'		Left to Right Rake	\$8,286.97	\$7,789.75		
SPM-00409	8'	5' to 3'	8'		Left to Right Rake	\$8,250.41	\$7,755.39		
Center section: Includes Transition section, deck, rear handrail, no side enclosure.									
Center Section		Mini-Halfpipe: Raked Transition Section							
		SPM-00380	4'	8' to 7'	8'		Right to Left Rake	\$6,549.02	\$6,156.08
		SPM-00388	4'	7' to 6'	8'		Right to Left Rake	\$6,128.99	\$5,761.25
		SPM-00396	4'	6' to 5'	8'		Right to Left Rake	\$5,563.05	\$5,229.26
		SPM-00404	4'	5' to 4'	8'		Right to Left Rake	\$5,480.57	\$5,151.74
		SPM-00382	8'	8' to 7'	8'		Right to Left Rake	\$10,320.54	\$9,701.31
		SPM-00386	8'	8' to 6'	8'		Right to Left Rake	\$10,308.97	\$9,690.43
		SPM-00390	8'	7' to 6'	8'		Right to Left Rake	\$9,589.00	\$9,013.66
		SPM-00394	8'	7' to 5'	8'		Right to Left Rake	\$9,560.94	\$8,987.28
		SPM-00398	8'	6' to 5'	8'		Right to Left Rake	\$8,524.89	\$8,013.40
		SPM-00402	8'	6' to 4'	8'		Right to Left Rake	\$8,517.26	\$8,006.22
SPM-00406	8'	5' to 4'	8'		Right to Left Rake	\$8,286.97	\$7,789.75		
SPM-00410	8'	5' to 3'	8'		Right to Left Rake	\$8,250.41	\$7,755.39		
Center section: Includes Transition section, deck, rear handrail, no side enclosure.									
Center Section		Mini-Halfpipe: Raked Transition Section							
		SPM-00411	4'	8' to 7'	8'		Left to Right Rake	\$7,751.77	\$7,286.67
		SPM-00419	4'	7' to 6'	8'		Left to Right Rake	\$7,331.74	\$6,891.83
		SPM-00427	4'	6' to 5'	8'		Left to Right Rake	\$6,765.79	\$6,359.85
		SPM-00435	4'	5' to 4'	8'		Left to Right Rake	\$6,683.32	\$6,282.32
		SPM-00413	8'	8' to 7'	8'		Left to Right Rake	\$11,592.24	\$10,896.71
		SPM-00417	8'	8' to 6'	8'		Left to Right Rake	\$11,580.67	\$10,885.83
		SPM-00421	8'	7' to 6'	8'		Left to Right Rake	\$10,860.70	\$10,209.06
		SPM-00425	8'	7' to 5'	8'		Left to Right Rake	\$10,832.64	\$10,182.68
		SPM-00429	8'	6' to 5'	8'		Left to Right Rake	\$9,796.59	\$9,208.80
		SPM-00433	8'	6' to 4'	8'		Left to Right Rake	\$9,788.96	\$9,201.62
SPM-00437	8'	5' to 4'	8'		Left to Right Rake	\$9,558.67	\$8,985.15		
SPM-00441	8'	5' to 3'	8'		Left to Right Rake	\$9,465.44	\$8,897.51		
Center section: Includes Transition section, deck, rear handrail, no side enclosure.									
Center Section		Mini-Halfpipe: Raked Transition Section							
		SPM-00412	4'	8' to 7'	8'		Right to Left Rake	\$7,751.77	\$7,286.67
		SPM-00420	4'	7' to 6'	8'		Right to Left Rake	\$7,331.74	\$6,891.83
		SPM-00428	4'	6' to 5'	8'		Right to Left Rake	\$6,765.79	\$6,359.85
		SPM-00436	4'	5' to 4'	8'		Right to Left Rake	\$6,683.32	\$6,282.32
		SPM-00414	8'	8' to 7'	8'		Right to Left Rake	\$11,592.24	\$10,896.71
		SPM-00418	8'	8' to 6'	8'		Right to Left Rake	\$11,580.67	\$10,885.83
		SPM-00422	8'	7' to 6'	8'		Right to Left Rake	\$10,860.70	\$10,209.06
		SPM-00426	8'	7' to 5'	8'		Right to Left Rake	\$10,832.64	\$10,182.68
		SPM-00430	8'	6' to 5'	8'		Right to Left Rake	\$9,796.59	\$9,208.80
		SPM-00434	8'	6' to 4'	8'		Right to Left Rake	\$9,788.96	\$9,201.62
SPM-00438	8'	5' to 4'	8'		Right to Left Rake	\$9,558.67	\$8,985.15		
SPM-00442	8'	5' to 3'	8'		Right to Left Rake	\$9,465.44	\$8,897.51		
Center section: Includes Transition section, deck, rear handrail, no side enclosure.									
Open Corner Wedge		4 Sided Pyramid							
		SPP-00001	15.5' x 15.5'	15° / 69.5° Run	4' x 4' Deck	\$11,257.63	\$10,582.17		
		SPP-00019	15.5' x 17.5'	15° / 69.5° Run	6' x 6' Deck	\$14,305.03	\$13,446.73		
			17.5' x 17.5'	15° / 92.75° Run	4' x 4' Deck	\$11,973.10	\$11,254.72		
			17.5' x 19.5'	15° / 92.75° Run	6' x 6' Deck	\$15,313.85	\$14,395.02		
		SPP-00020	15.5' x 15.5'	20° / 70° Run	4' x 4' Deck	\$11,973.10	\$11,254.72		
		SPP-00023	15.5' x 17.5'	20° / 70° Run	4' x 6' Deck	\$14,021.22	\$13,179.95		
		SPP-00046	18.5' x 18.5'	20° / 87.75° Run	4' x 4' Deck	\$12,504.94	\$11,754.64		
		SPP-00049	18.5' x 20.5'	20° / 87.75° Run	4' x 6' Deck	\$14,679.39	\$13,798.83		
Open Corner Pyramid: 4- Wedges, Approaches, 1' Deck, 4- Right & 4' Left enclosures.									
Hipped Wedge		4 Sided Pyramid							
		SPP-00025	17.5' x 17.5'	15° / 92.75° Run	4' x 4' Deck	\$28,908.19	\$27,173.70		
		SPP-00028	17.5' x 19.5'	15° / 92.75° Run	4' x 6' Deck	\$30,779.20	\$28,932.45		
		SPP-00031	17.5' x 23.5'	15° / 92.75° Run	4' x 8' Deck	\$33,101.86	\$31,115.74		
		SPP-00034	21.5' x 21.5'	15° / 92.75° Run	6' x 6' Deck	\$33,425.63	\$31,420.09		
		SPP-00036	23.5' x 23.5'	15° / 92.75° Run	8' x 8' Deck	\$38,149.75	\$36,860.76		
		SPP-00026	15.5' x 15.5'	20° / 70° Run	4' x 4' Deck	\$27,781.90	\$26,124.39		
		SPP-00029	15.5' x 17.5'	20° / 70° Run	4' x 6' Deck	\$29,877.95	\$28,085.27		
		SPP-00032	15.5' x 19.5'	20° / 70° Run	4' x 8' Deck	\$32,333.42	\$30,393.41		
		SPP-00035	17.5' x 17.5'	20° / 70° Run	6' x 6' Deck	\$32,478.31	\$30,529.61		
		SPP-00037	19.5' x 19.5'	20° / 70° Run	8' x 8' Deck	\$36,614.68	\$34,417.80		
SPP-00052	18.5' x 18.5'	20° / 87.75° Run	4' x 4' Deck	\$29,790.96	\$28,003.50				
SPP-00055	18.5' x 20.5'	20° / 87.75° Run	4' x 6' Deck	\$31,456.85	\$29,569.44				
Hipped Corner Pyramid: 4- Wedges, Approaches, 1' Deck, 4- Hipped corner sections.									







**Spohn Ranch
US Communities**

		Part Number	Width (X)	Height (Y)	Depth (Z)		Price	USC Price		
Hipped Wedge		4 Sided Pyramid								
		SPP-00058	18.5' x 22.5'	20°	87.75"	Run	4' x 8' Deck	\$33,568.19	\$31,554.10	
		SPP-00061	20.5' x 20.25'	20°	87.75"	Run	6' x 6' Deck	\$34,500.57	\$32,430.53	
		SPP-00063	22.5' x 22.5'	20°	87.75"	Run	8' x 8' Deck	\$38,453.82	\$36,146.59	
		SPP-00075	21.5' x 21.5'	20°	105"	Run	4' x 4' Deck	\$36,933.86	\$34,717.83	
		SPP-00077	21.5' x 23.5'	20°	105"	Run	4' x 6' Deck	\$38,843.26	\$36,512.67	
		SPP-00079	21.5' x 25.5'	20°	105"	Run	4' x 8' Deck	\$41,369.41	\$38,887.25	
		SPP-00081	23.5' x 23.5'	20°	105"	Run	6' x 6' Deck	\$38,843.26	\$36,512.67	
		SPP-00083	25.5' x 25.5'	20°	105"	Run	8' x 8' Deck	\$46,291.18	\$43,513.71	
		SPP-00076	18.25' x 18.3'	25°	85.25"	Run	4' x 4' Deck	\$36,195.19	\$34,023.47	
		SPP-00078	18.25' x 20.3'	25°	85.25"	Run	4' x 6' Deck	\$38,066.40	\$35,782.41	
		SPP-00080	18.25' x 22.3'	25°	85.25"	Run	4' x 8' Deck	\$40,542.02	\$38,109.50	
SPP-00082	20.25' x 20.3'	25°	85.25"	Run	6' x 6' Deck	\$41,840.22	\$39,329.80			
Hipped Corner Pyramid: 4- Wedges, Approaches, 1' Deck, 4- Hipped corner sections.										
Hipped Wedge		6 Sided Pyramid								
		SPP-00039	17.5' Round	2'	15°	92.75"	Run	4' Hex. Deck	\$24,621.73	\$23,144.43
		SPP-00042	21.5' Round	2'	15°	92.75"	Run	6' Hex. Deck	\$30,285.21	\$28,468.09
		SPP-00040	15.5' Round	2'	20°	70"	Run	4' Hex. Deck	\$24,167.41	\$22,717.37
		SPP-00043	17.5' Round	2'	20°	70"	Run	6' Hex. Deck	\$29,032.83	\$27,290.86
		SPP-00066	18.5' Round	2.5'	20°	87.75"	Run	4' Hex. Deck	\$25,951.37	\$24,394.29
		SPP-00069	20.5' Round	2.5'	20°	87.75"	Run	6' Hex. Deck	\$32,033.74	\$30,111.72
		SPP-00085	21.5' Round	3'	20°	105"	Run	4' Hex. Deck	\$30,981.82	\$29,122.91
		SPP-00087	23.5' Round	3'	20°	105"	Run	6' Hex. Deck	\$33,763.41	\$31,737.60
		SPP-00086	18.25' Round	3'	25°	85.25"	Run	4' Hex. Deck	\$30,481.25	\$28,652.37
		SPP-00088	20.25' Round	3'	25°	85.25"	Run	6' Hex. Deck	\$32,981.64	\$31,002.74
		Hipped Corner Pyramid: 4- Wedges, Approaches, 1' Deck, 4- Hipped corner sections.								
Open Transition		4 Sided Pyramid								
		SPP-00117	17.5' x 17.5'	12	R		4' x 4' Deck	\$12,663.75	\$11,903.92	
		SPP-00119	21.5' x 21.5'	12	R		6' x 6' Deck	\$17,969.75	\$16,891.57	
		SPP-00123	23.5' x 23.5'	12	R		4' x 4' Deck	\$13,817.97	\$12,988.89	
		SPP-00125	25.25' x 25.25'	12	R		6' x 6' Deck	\$19,369.05	\$18,206.90	
Hipped Corner Pyramid: 4- Transitions, Approaches, 1' Deck, 4- Hipped corner sections.										
Stand-alone		Roll-in: Street								
		SPR-00001	4'	3'	3'		Stand-alone Section	\$4,897.76	\$4,603.89	
		SPR-00005	6'	3'	3'		Stand-alone Section	\$6,190.91	\$5,819.46	
		SPR-00009	8'	3'	3'		Stand-alone Section	\$7,316.45	\$6,877.46	
		SPR-00013	4'	4'	3'		Stand-alone Section	\$5,721.60	\$5,378.30	
		SPR-00021	8'	4'	3'		Stand-alone Section	\$8,196.82	\$7,705.01	
		SPR-00028	6'	5'	3'		Stand-alone Section	\$8,396.42	\$7,892.63	
		SPR-00032	8'	5'	3'		Stand-alone Section	\$9,714.45	\$9,131.59	
		SPR-00039	6'	6'	3'		Stand-alone Section	\$9,123.67	\$8,576.25	
		SPR-00043	8'	6'	3'		Stand-alone Section	\$8,685.66	\$8,164.52	
		SPR-00050	6'	7'	3'		Stand-alone Section	\$10,083.41	\$9,478.40	
SPR-00061	6'	8'	3'		Stand-alone Section	\$11,822.75	\$11,113.38			
SPR-00065	8'	8'	3'		Stand-alone Section	\$13,455.50	\$12,648.17			
Stand-alone: Includes Roll-in section, threshold, left & right side enclosures.										
Left Section		Roll-in: Street								
		SPR-00002	4'	3'	3'		Left Section	\$4,005.01	\$3,764.71	
		SPR-00006	6'	3'	3'		Left Section	\$5,286.07	\$4,968.91	
		SPR-00010	8'	3'	3'		Left Section	\$6,396.49	\$6,012.70	
		SPR-00014	4'	4'	3'		Left Section	\$4,432.33	\$4,166.39	
		SPR-00018	6'	4'	3'		Left Section	\$5,727.02	\$5,383.40	
		SPR-00022	8'	4'	3'		Left Section	\$6,853.58	\$6,442.36	
		SPR-00025	4'	5'	3'		Left Section	\$5,259.02	\$4,943.48	
		SPR-00029	6'	5'	3'		Left Section	\$6,773.82	\$6,367.39	
		SPR-00033	8'	5'	3'		Left Section	\$8,076.74	\$7,592.14	
		SPR-00036	4'	6'	3'		Left Section	\$5,669.57	\$5,329.39	
SPR-00040	6'	6'	3'		Left Section	\$7,258.62	\$6,823.10			
SPR-00044	8'	6'	3'		Left Section	\$8,614.57	\$8,097.70			
Left Side: Includes Roll-in section, threshold, left side enclosure.										
Left Section		Roll-in: Street								
		SPR-00047	4'	7'	3'		Left Section	\$6,228.88	\$5,855.14	
		SPR-00051	6'	7'	3'		Left Section	\$7,904.75	\$7,430.47	
		SPR-00055	8'	7'	3'		Left Section	\$8,430.45	\$7,924.62	
		SPR-00058	4'	8'	3'		Left Section	\$7,175.49	\$6,744.96	
		SPR-00062	6'	8'	3'		Left Section	\$9,114.76	\$8,567.88	
SPR-00066	8'	8'	3'		Left Section	\$10,732.41	\$10,088.46			
Left Side: Includes Roll-in section, threshold, left side enclosure.										







**Spohn Ranch
US Communities**

		Part Number	Width (X)	Height (Y)	Radii (Z)		Price	USC Price	
Right Section		Roll-in: Street							
			Part Number Width (X) Height (Y) Radii (Z)						
		SPR-0003	4'	3'	3'		Right Section	\$4,005.01	\$3,764.71
		SPR-0007	6'	3'	3'		Right Section	\$5,286.07	\$4,968.91
		SPR-00011	8'	3'	3'		Right Section	\$6,396.49	\$6,012.70
		SPR-00015	4'	4'	3'		Right Section	\$4,432.33	\$4,166.39
		SPR-00019	6'	4'	3'		Right Section	\$5,727.02	\$5,383.40
		SPR-00023	8'	4'	3'		Right Section	\$6,853.58	\$6,442.36
		SPR-00026	4'	5'	3'		Right Section	\$5,259.02	\$4,943.48
		SPR-00030	6'	5'	3'		Right Section	\$6,773.82	\$6,367.39
		SPR-00034	8'	5'	3'		Right Section	\$8,076.74	\$7,592.14
		SPR-00037	4'	6'	3'		Right Section	\$5,669.57	\$5,329.39
		SPR-00041	6'	6'	3'		Right Section	\$7,258.62	\$6,823.10
		SPR-00045	8'	6'	3'		Right Section	\$8,614.57	\$8,097.70
Right Side: Includes Roll-in section, threshold, right side enclosure.									
Right Section		Roll-in: Street							
			Part Number Width (X) Height (Y) Radii (Z)						
		SPR-00048	4'	7'	3'		Right Section	\$6,228.88	\$5,855.14
		SPR-00052	6'	7'	3'		Right Section	\$7,904.75	\$7,430.47
		SPR-00056	8'	7'	3'		Right Section	\$8,430.45	\$7,924.62
		SPR-00059	4'	8'	3'		Right Section	\$7,175.49	\$6,744.96
		SPR-00063	6'	8'	3'		Right Section	\$9,114.76	\$8,567.88
		SPR-00067	8'	8'	3'		Right Section	\$10,732.41	\$10,088.46
Right Side: Includes Roll-in section, threshold, right side enclosure.									
Center Section		Roll-in: Street							
			Part Number Width (X) Height (Y) Radii (Z)						
		SPR-00004	4'	3'	3'		Center Section	\$3,112.26	\$2,925.52
		SPR-00008	6'	3'	3'		Center Section	\$4,381.23	\$4,118.36
		SPR-00012	8'	3'	3'		Center Section	\$5,476.54	\$5,147.95
		SPR-00016	4'	4'	3'		Center Section	\$3,163.17	\$2,973.38
		SPR-00020	6'	4'	3'		Center Section	\$4,445.77	\$4,179.03
		SPR-00024	8'	4'	3'		Center Section	\$5,557.21	\$5,223.78
		SPR-00027	4'	5'	3'		Center Section	\$3,648.52	\$3,429.61
		SPR-00031	6'	5'	3'		Center Section	\$5,151.23	\$4,842.15
		SPR-00035	8'	5'	3'		Center Section	\$6,439.03	\$6,052.69
		SPR-00038	4'	6'	3'		Center Section	\$3,810.56	\$3,581.93
		SPR-00042	6'	6'	3'		Center Section	\$5,393.57	\$5,069.96
		SPR-00046	8'	6'	3'		Center Section	\$6,741.96	\$6,337.44
Center section: Includes Roll-in section, threshold, no side enclosure.									
Center Section		Roll-in: Street							
			Part Number Width (X) Height (Y) Radii (Z)						
		SPR-00049	4'	7'	3'		Center Section	\$3,979.04	\$3,740.30
		SPR-00053	6'	7'	3'		Center Section	\$5,642.83	\$5,304.26
		SPR-00057	8'	7'	3'		Center Section	\$7,053.54	\$6,630.33
		SPR-00060	4'	8'	3'		Center Section	\$4,482.93	\$4,213.95
		SPR-00064	6'	8'	3'		Center Section	\$6,410.11	\$6,025.50
		SPR-00068	8'	8'	3'		Center Section	\$8,012.64	\$7,531.88
Center section: Includes Roll-in section, threshold, no side enclosure.									
Stand-alone		Stairs							
			Part Number Width (X) Height (Y) Run / Rise (Z)						
		SPS-00001	4'	2'	6" / 12"		Stand-alone: 4 Step	\$3,135.55	\$2,947.42
		SPS-00002	6'	2'	6" / 12"		Stand-alone: 4 Step	\$3,586.48	\$3,371.29
		SPS-00003	8'	2'	6" / 12"		Stand-alone: 4 Step	\$4,037.41	\$3,795.16
		SPS-00004	4'	2.5'	6" / 12"		Stand-alone: 5 Step	\$3,576.87	\$3,362.26
		SPS-00005	6'	2.5'	6" / 12"		Stand-alone: 5 Step	\$3,829.32	\$3,599.56
		SPS-00006	8'	2.5'	6" / 12"		Stand-alone: 5 Step	\$4,586.65	\$4,311.45
		SPS-00007	4'	3'	6" / 12"		Stand-alone: 6 Step	\$4,461.33	\$4,193.65
		SPS-00008	6'	3'	6" / 12"		Stand-alone: 6 Step	\$5,137.72	\$4,829.46
		SPS-00009	8'	3'	6" / 12"		Stand-alone: 6 Step	\$5,814.12	\$5,465.27
		SPS-00010	4'	3.5'	6" / 12"		Stand-alone: 7 Step	\$5,181.46	\$4,870.58
		SPS-00011	6'	3.5'	6" / 12"		Stand-alone: 7 Step	\$5,970.59	\$5,612.35
		SPS-00012	8'	3.5'	6" / 12"		Stand-alone: 7 Step	\$6,759.71	\$6,354.13
Stand-alone: Includes stair section, left & right side enclosures.									
Stand-alone		Stairs							
			Part Number Width (X) Height (Y) Run / Rise (Z)						
		SPS-00013	4'	4'	6" / 12"		Stand-alone: 8 Step	\$6,097.68	\$5,731.82
		SPS-00014	6'	4'	6" / 12"		Stand-alone: 8 Step	\$6,999.53	\$6,579.56
		SPS-00015	8'	4'	6" / 12"		Stand-alone: 8 Step	\$8,406.21	\$7,901.84
		SPS-00016	4'	5'	6" / 12"		Stand-alone: 10 Step	\$7,752.03	\$7,286.90
		SPS-00017	6'	5'	6" / 12"		Stand-alone: 10 Step	\$8,879.34	\$8,346.58
		SPS-00018	8'	5'	6" / 12"		Stand-alone: 10 Step	\$10,665.21	\$10,025.29
		SPS-00019	4'	6'	6" / 12"		Stand-alone: 12 Step	\$9,586.75	\$9,011.54
		SPS-00020	6'	6'	6" / 12"		Stand-alone: 12 Step	\$10,939.53	\$10,283.16
		SPS-00021	8'	6'	6" / 12"		Stand-alone: 12 Step	\$12,292.31	\$11,554.77
		SPS-00025	4'	8'	6" / 12"		Stand-alone: 16 Step	\$13,093.39	\$12,307.79
		SPS-00026	6'	8'	6" / 12"		Stand-alone: 16 Step	\$14,897.10	\$14,003.28
		SPS-00027	8'	8'	6" / 12"		Stand-alone: 16 Step	\$16,700.81	\$15,698.76
Stand-alone: Includes stair section, left & right side enclosures. B2339									



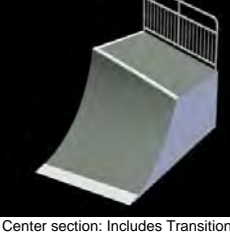



**Spohn Ranch
US Communities**

		Part Number	Width (X)	Height (Y)	Radius (Z)		Price	USC Price	
Stand-alone		Transition: Street							
		SPT-00001	4'	3'	8' Radius	Stand-alone Section	\$2,961.85	\$2,784.14	
		SPT-00005	6'	3'	8' Radius	Stand-alone Section	\$3,891.10	\$3,657.63	
		SPT-00009	8'	3'	8' Radius	Stand-alone Section	\$4,647.78	\$4,368.92	
		SPT-00013	4'	4'	8' Radius	Stand-alone Section	\$3,378.91	\$3,176.18	
		SPT-00017	6'	4'	8' Radius	Stand-alone Section	\$4,324.09	\$4,064.65	
		SPT-00021	8'	4'	8' Radius	Stand-alone Section	\$5,094.92	\$4,789.23	
		SPT-00025	4'	5'	8' Radius	Stand-alone Section	\$4,058.22	\$3,814.73	
		SPT-00029	6'	5'	8' Radius	Stand-alone Section	\$5,166.64	\$4,856.64	
		SPT-00033	8'	5'	8' Radius	Stand-alone Section	\$6,061.10	\$5,697.44	
Stand-alone: Includes Transition section, threshold, left & right side enclosures.									
Stand-alone		Transition: Street							
		SPT-00037	4'	6'	8' Radius	Stand-alone Section	\$4,399.84	\$4,135.85	
		SPT-00041	6'	6'	8' Radius	Stand-alone Section	\$5,545.62	\$5,212.88	
		SPT-00045	8'	6'	8' Radius	Stand-alone Section	\$6,464.99	\$6,077.09	
		SPT-00049	4'	7'	8' Radius	Stand-alone Section	\$4,871.12	\$4,578.85	
		SPT-00053	6'	7'	8' Radius	Stand-alone Section	\$6,081.04	\$5,716.18	
		SPT-00057	8'	7'	8' Radius	Stand-alone Section	\$7,050.93	\$6,627.88	
		SPT-00061	4'	8'	8' Radius	Stand-alone Section	\$5,473.89	\$5,145.46	
		SPT-00065	6'	8'	8' Radius	Stand-alone Section	\$6,734.40	\$6,330.33	
		SPT-00069	8'	8'	8' Radius	Stand-alone Section	\$7,746.12	\$7,281.36	
Stand-alone: Includes Transition section, threshold, left & right side enclosures.									
Left Section		Transition: Street							
		SPT-00002	4'	3'	8' Radius	Left Section	\$2,505.48	\$2,355.15	
		SPT-00006	6'	3'	8' Radius	Left Section	\$3,428.69	\$3,222.97	
		SPT-00010	8'	3'	8' Radius	Left Section	\$4,177.81	\$3,927.15	
		SPT-00014	4'	4'	8' Radius	Left Section	\$2,710.90	\$2,548.24	
		SPT-00018	6'	4'	8' Radius	Left Section	\$3,633.97	\$3,415.93	
		SPT-00022	8'	4'	8' Radius	Left Section	\$4,386.53	\$4,123.34	
		SPT-00026	4'	5'	8' Radius	Left Section	\$3,239.65	\$3,045.27	
		SPT-00030	6'	5'	8' Radius	Left Section	\$4,342.02	\$4,081.50	
		SPT-00034	8'	5'	8' Radius	Left Section	\$5,228.92	\$4,915.19	
Left Side: Includes Transition section, threshold, left side enclosure.									
Left Section		Transition: Street							
		SPT-00038	4'	6'	8' Radius	Left Section	\$3,453.68	\$3,246.46	
		SPT-00042	6'	6'	8' Radius	Left Section	\$4,596.44	\$4,320.65	
		SPT-00046	8'	6'	8' Radius	Left Section	\$5,512.03	\$5,181.31	
		SPT-00050	4'	7'	8' Radius	Left Section	\$3,787.84	\$3,560.57	
		SPT-00054	6'	7'	8' Radius	Left Section	\$4,991.71	\$4,692.21	
		SPT-00058	8'	7'	8' Radius	Left Section	\$5,776.86	\$5,430.25	
		SPT-00062	4'	8'	8' Radius	Left Section	\$4,104.30	\$3,858.04	
		SPT-00066	6'	8'	8' Radius	Left Section	\$5,358.76	\$5,037.23	
		SPT-00070	8'	8'	8' Radius	Left Section	\$6,362.93	\$5,981.15	
Left Side: Includes Transition section, threshold, left side enclosure.									
Right Section		Transition: Street							
		SPT-00003	4'	3'	8' Radius	Right Section	\$2,505.48	\$2,355.15	
		SPT-00007	6'	3'	8' Radius	Right Section	\$3,428.69	\$3,222.97	
		SPT-00011	8'	3'	8' Radius	Right Section	\$4,177.81	\$3,927.15	
		SPT-00015	4'	4'	8' Radius	Right Section	\$2,710.90	\$2,548.24	
		SPT-00019	6'	4'	8' Radius	Right Section	\$3,633.97	\$3,415.93	
		SPT-00023	8'	4'	8' Radius	Right Section	\$4,386.53	\$4,123.34	
		SPT-00027	4'	5'	8' Radius	Right Section	\$3,239.65	\$3,045.27	
		SPT-00031	6'	5'	8' Radius	Right Section	\$4,342.02	\$4,081.50	
		SPT-00035	8'	5'	8' Radius	Right Section	\$5,228.92	\$4,915.19	
Right Side: Includes Transition section, threshold, right side enclosure.									
Right Section		Transition: Street							
		SPT-00039	4'	6'	8' Radius	Right Section	\$3,453.68	\$3,246.46	
		SPT-00043	6'	6'	8' Radius	Right Section	\$4,596.44	\$4,320.65	
		SPT-00047	8'	6'	8' Radius	Right Section	\$5,512.03	\$5,181.31	
		SPT-00051	4'	7'	8' Radius	Right Section	\$3,787.84	\$3,560.57	
		SPT-00055	6'	7'	8' Radius	Right Section	\$4,991.71	\$4,692.21	
		SPT-00059	8'	7'	8' Radius	Right Section	\$5,776.86	\$5,430.25	
		SPT-00063	4'	8'	8' Radius	Right Section	\$4,104.30	\$3,858.04	
		SPT-00067	6'	8'	8' Radius	Right Section	\$5,358.76	\$5,037.23	
		SPT-00071	8'	8'	8' Radius	Right Section	\$6,362.93	\$5,981.15	
Right Side: Includes Transition section, threshold, right side enclosure.									







**Spohn Ranch
US Communities**

		Part Number	Width (X)	Height (Y)	Radii (Z)		Price	USC Price		
Transition: Street										
Center Section		SPT-0004	4'	3'	8' Radius	Center Section	\$2,049.12	\$1,926.17		
		SPT-0008	6'	3'	8' Radius	Center Section	\$2,966.28	\$2,788.30		
		SPT-00012	8'	3'	8' Radius	Center Section	\$3,707.85	\$3,485.37		
		SPT-00016	4'	4'	8' Radius	Center Section	\$2,063.00	\$1,939.22		
		SPT-00020	6'	4'	8' Radius	Center Section	\$2,980.02	\$2,801.22		
		SPT-00024	8'	4'	8' Radius	Center Section	\$3,725.03	\$3,501.53		
		SPT-00028	4'	5'	8' Radius	Center Section	\$2,421.07	\$2,275.81		
		SPT-00032	6'	5'	8' Radius	Center Section	\$3,517.40	\$3,306.35		
		SPT-00036	8'	5'	8' Radius	Center Section	\$4,396.75	\$4,132.94		
		Center section: Includes Transition section, threshold, no side enclosure.								
Transition: Street										
Center Section		SPT-00040	4'	6'	8' Radius	Center Section	\$2,507.53	\$2,357.08		
		SPT-00044	6'	6'	8' Radius	Center Section	\$3,647.26	\$3,428.42		
		SPT-00048	8'	6'	8' Radius	Center Section	\$4,559.07	\$4,285.53		
		SPT-00052	4'	7'	8' Radius	Center Section	\$2,621.29	\$2,464.01		
		SPT-00056	6'	7'	8' Radius	Center Section	\$3,819.12	\$3,589.97		
		SPT-00060	8'	7'	8' Radius	Center Section	\$4,773.90	\$4,487.47		
		SPT-00064	4'	8'	8' Radius	Center Section	\$2,738.03	\$2,573.75		
		SPT-00068	6'	8'	8' Radius	Center Section	\$3,986.45	\$3,747.26		
		SPT-00072	8'	8'	8' Radius	Center Section	\$4,983.06	\$4,684.07		
		Center section: Includes Transition section, threshold, no side enclosure.								
Transition: Jump-box										
Stand-alone		SPT-00081	8'	4'	9' Radius	Stand-alone Section	\$5,859.16	\$5,507.61		
		SPT-00093	8'	4.5'	9' Radius	Stand-alone Section	\$6,454.63	\$6,067.36		
		SPT-00105	8'	5'	9.5' Radius	Stand-alone Section	\$7,050.11	\$6,627.10		
		SPT-00117	8'	4'	18' Radius	Stand-alone Section	\$6,623.40	\$6,225.99		
		SPT-00129	8'	4.5'	18' Radius	Stand-alone Section	\$7,251.42	\$6,816.33		
		SPT-00141	8'	5'	18' Radius	Stand-alone Section	\$7,879.43	\$7,406.67		
Stand-alone: Includes Transition section, threshold, left & right side enclosures.										
Transition: Jump-box										
Left Section		SPT-00078	6'	4'	9' Radius	Left Launch Section	\$4,089.51	\$3,844.14		
		SPT-00082	8'	4'	9' Radius	Left Launch Section	\$5,044.51	\$4,741.84		
		SPT-00090	6'	4.5'	9' Radius	Left Launch Section	\$4,483.83	\$4,214.80		
		SPT-00094	8'	4.5'	9' Radius	Left Launch Section	\$5,567.90	\$5,233.83		
		SPT-00102	6'	5'	9.5' Radius	Left Launch Section	\$4,878.16	\$4,585.47		
		SPT-00106	8'	5'	9.5' Radius	Left Launch Section	\$6,091.30	\$5,725.82		
		SPT-00114	6'	4'	18' Radius	Left Landing Section	\$4,545.04	\$4,272.34		
		SPT-00118	8'	4'	18' Radius	Left Landing Section	\$5,702.49	\$5,360.34		
		SPT-00126	6'	4.5'	18' Radius	Left Landing Section	\$4,979.67	\$4,680.89		
		SPT-00130	8'	4.5'	18' Radius	Left Landing Section	\$6,250.05	\$5,875.04		
		SPT-00138	6'	5'	18' Radius	Left Landing Section	\$5,414.30	\$5,089.44		
		SPT-00142	8'	5'	18' Radius	Left Landing Section	\$6,797.60	\$6,389.75		
		Left Side: Includes Transition section, threshold, left side enclosure.								
		Transition: Jump-box								
Right Section		SPT-00079	6'	4'	9' Radius	Right Launch Section	\$4,089.51	\$3,844.14		
		SPT-00083	8'	4'	9' Radius	Right Launch Section	\$5,044.51	\$4,741.84		
		SPT-00091	6'	4.5'	9' Radius	Right Launch Section	\$4,483.83	\$4,214.80		
		SPT-00095	8'	4.5'	9' Radius	Right Launch Section	\$5,567.90	\$5,233.83		
		SPT-00103	6'	5'	9.5' Radius	Right Launch Section	\$4,878.16	\$4,585.47		
		SPT-00107	8'	5'	9.5' Radius	Right Launch Section	\$6,091.30	\$5,725.82		
		SPT-00115	6'	4'	18' Radius	Right Landing Section	\$4,545.04	\$4,272.34		
		SPT-00119	8'	4'	18' Radius	Right Landing Section	\$5,702.49	\$5,360.34		
		SPT-00127	6'	4.5'	18' Radius	Right Landing Section	\$4,979.67	\$4,680.89		
		SPT-00131	8'	4.5'	18' Radius	Right Landing Section	\$6,250.05	\$5,875.04		
		SPT-00139	6'	5'	18' Radius	Right Landing Section	\$5,414.30	\$5,089.44		
		SPT-00143	8'	5'	18' Radius	Right Landing Section	\$6,797.60	\$6,389.75		
		Right Side: Includes Transition section, threshold, right side enclosure.								
		Transition: Jump-box								
Center Section		SPT-00080	6'	4'	9' Radius	Center Launch Section	\$3,427.03	\$3,221.41		
		SPT-00084	8'	4'	9' Radius	Center Launch Section	\$4,283.79	\$4,026.76		
		SPT-00092	6'	4.5'	9' Radius	Center Launch Section	\$3,736.02	\$3,511.86		
		SPT-00096	8'	4.5'	9' Radius	Center Launch Section	\$4,708.13	\$4,425.64		
		SPT-00104	6'	5'	9.5' Radius	Center Launch Section	\$4,045.01	\$3,802.31		
		SPT-00108	8'	5'	9.5' Radius	Center Launch Section	\$5,132.48	\$4,824.53		
		SPT-00116	6'	4'	18' Radius	Center Landing Section	\$3,874.03	\$3,641.59		
		SPT-00120	8'	4'	18' Radius	Center Landing Section	\$4,842.54	\$4,551.99		
		SPT-00128	6'	4.5'	18' Radius	Center Landing Section	\$4,223.32	\$3,969.92		
		SPT-00132	8'	4.5'	18' Radius	Center Landing Section	\$4,969.55	\$4,671.37		
		SPT-00140	6'	5'	18' Radius	Center Landing Section	\$4,572.62	\$4,298.26		
		SPT-00144	8'	5'	18' Radius	Center Landing Section	\$5,715.77	\$5,372.82		
		Center section: Includes Transition section, threshold, no side enclosure.								












**Spohn Ranch
US Communities**

		Part Number	Width (X)	Height (Y)	Deck (Z)		Price	USC Price
Center Section		SPT-00145	4'	8' to 7'	4'	Left to Right Rake	\$6,549.02	\$6,156.08
		SPT-00153	4'	7' to 6'	4'	Left to Right Rake	\$6,128.99	\$5,761.25
		SPT-00161	4'	6' to 5'	4'	Left to Right Rake	\$5,563.05	\$5,229.26
		SPT-00169	4'	5' to 4'	4'	Left to Right Rake	\$5,480.57	\$5,151.74
		SPT-00147	8'	8' to 7'	4'	Left to Right Rake	\$10,320.54	\$9,701.31
		SPT-00151	8'	8' to 6'	4'	Left to Right Rake	\$10,308.97	\$9,690.43
		SPT-00155	8'	7' to 6'	4'	Left to Right Rake	\$9,589.00	\$9,013.66
		SPT-00159	8'	7' to 5'	4'	Left to Right Rake	\$9,560.94	\$8,987.28
		SPT-00163	8'	6' to 5'	4'	Left to Right Rake	\$8,524.89	\$8,013.40
		SPT-00167	8'	6' to 4'	4'	Left to Right Rake	\$8,517.26	\$8,006.22
		SPT-00171	8'	5' to 4'	4'	Left to Right Rake	\$8,286.97	\$7,789.75
		SPT-00175	8'	5' to 3'	4'	Left to Right Rake	\$8,250.41	\$7,755.39
Center section: Includes Transition section, deck, rear handrail, no side enclosure.								
Center Section		SPT-00146	4'	8' to 7'	4'	Right to Left Rake	\$6,549.02	\$6,156.08
		SPT-00154	4'	7' to 6'	4'	Right to Left Rake	\$6,128.99	\$5,761.25
		SPT-00162	4'	6' to 5'	4'	Right to Left Rake	\$5,563.05	\$5,229.26
		SPT-00170	4'	5' to 4'	4'	Right to Left Rake	\$5,480.57	\$5,151.74
		SPT-00148	8'	8' to 7'	4'	Right to Left Rake	\$10,320.54	\$9,701.31
		SPT-00152	8'	8' to 6'	4'	Right to Left Rake	\$10,308.97	\$9,690.43
		SPT-00156	8'	7' to 6'	4'	Right to Left Rake	\$9,589.00	\$9,013.66
		SPT-00160	8'	7' to 5'	4'	Right to Left Rake	\$9,560.94	\$8,987.28
		SPT-00164	8'	6' to 5'	4'	Right to Left Rake	\$8,524.89	\$8,013.40
		SPT-00168	8'	6' to 4'	4'	Right to Left Rake	\$8,517.26	\$8,006.22
		SPT-00172	8'	5' to 4'	4'	Right to Left Rake	\$8,286.97	\$7,789.75
		SPT-00176	8'	5' to 3'	4'	Right to Left Rake	\$8,250.41	\$7,755.39
Center section: Includes Transition section, deck, rear handrail, no side enclosure.								
Center Section		SPT-00177	4'	8' to 7'	8'	Left to Right Rake	\$7,751.77	\$7,286.67
		SPT-00185	4'	7' to 6'	8'	Left to Right Rake	\$7,331.74	\$6,891.83
		SPT-00193	4'	6' to 5'	8'	Left to Right Rake	\$6,765.79	\$6,359.85
		SPT-00201	4'	5' to 4'	8'	Left to Right Rake	\$6,683.32	\$6,282.32
		SPT-00179	8'	8' to 7'	8'	Left to Right Rake	\$11,592.24	\$10,896.71
		SPT-00183	8'	8' to 6'	8'	Left to Right Rake	\$11,590.67	\$10,895.83
		SPT-00187	8'	7' to 6'	8'	Left to Right Rake	\$10,860.70	\$10,209.06
		SPT-00191	8'	7' to 5'	8'	Left to Right Rake	\$10,832.64	\$10,182.68
		SPT-00195	8'	6' to 5'	8'	Left to Right Rake	\$9,796.59	\$9,208.80
		SPT-00199	8'	6' to 4'	8'	Left to Right Rake	\$9,788.96	\$9,201.62
		SPT-00203	8'	5' to 4'	8'	Left to Right Rake	\$9,558.67	\$8,985.15
		SPT-00207	8'	5' to 3'	8'	Left to Right Rake	\$9,465.44	\$8,897.51
Center section: Includes Transition section, deck, rear handrail, no side enclosure.								
Center Section		SPT-00178	4'	8' to 7'	8'	Right to Left Rake	\$7,751.77	\$7,286.67
		SPT-00186	4'	7' to 6'	8'	Right to Left Rake	\$7,331.74	\$6,891.83
		SPT-00194	4'	6' to 5'	8'	Right to Left Rake	\$6,765.79	\$6,359.85
		SPT-00202	4'	5' to 4'	8'	Right to Left Rake	\$6,683.32	\$6,282.32
		SPT-00180	8'	8' to 7'	8'	Right to Left Rake	\$11,592.24	\$10,896.71
		SPT-00184	8'	8' to 6'	8'	Right to Left Rake	\$11,590.67	\$10,895.83
		SPT-00188	8'	7' to 6'	8'	Right to Left Rake	\$10,860.70	\$10,209.06
		SPT-00192	8'	7' to 5'	8'	Right to Left Rake	\$10,832.64	\$10,182.68
		SPT-00196	8'	6' to 5'	8'	Right to Left Rake	\$9,796.59	\$9,208.80
		SPT-00200	8'	6' to 4'	8'	Right to Left Rake	\$9,788.96	\$9,201.62
		SPT-00204	8'	5' to 4'	8'	Right to Left Rake	\$9,558.67	\$8,985.15
		SPT-00208	8'	5' to 3'	8'	Right to Left Rake	\$9,465.44	\$8,897.51
Center section: Includes Transition section, deck, rear handrail, no side enclosure.								
Stand-alone		SPW-00013	4'	1.5'	15°	Stand-alone	\$2,460.81	\$2,313.16
		SPW-00017	6'	1.5'	15°	Stand-alone	\$3,204.44	\$3,012.17
		SPW-00021	8'	1.5'	15°	Stand-alone	\$3,999.31	\$3,759.35
		SPW-00025	4'	2'	15°	Stand-alone	\$2,568.10	\$2,404.62
		SPW-00029	6'	2'	15°	Stand-alone	\$3,343.77	\$3,143.14
		SPW-00033	8'	2'	15°	Stand-alone	\$4,182.33	\$3,931.39
		SPW-00037	4'	2.5'	15°	Stand-alone	\$2,677.64	\$2,516.98
		SPW-00041	6'	2.5'	15°	Stand-alone	\$3,502.86	\$3,292.69
		SPW-00045	8'	2.5'	15°	Stand-alone	\$4,384.65	\$4,121.57
Stand-alone: Includes Wedge section, corner plate, threshold, left & right side enclosures.								
Stand-alone		SPW-00073	4'	2.5'	20°	Stand-alone	\$2,677.64	\$2,516.98
		SPW-00077	6'	2.5'	20°	Stand-alone	\$3,502.86	\$3,292.69
		SPW-00081	8'	2.5'	20°	Stand-alone	\$4,384.65	\$4,121.57
		SPW-00085	4'	3'	20°	Stand-alone	\$2,793.99	\$2,626.35
		SPW-00089	6'	3'	20°	Stand-alone	\$3,716.22	\$3,493.24
		SPW-00093	8'	3'	20°	Stand-alone	\$4,468.22	\$4,200.13
		SPW-00097	4'	3.5'	20°	Stand-alone	\$3,115.67	\$2,928.73
		SPW-00101	6'	3.5'	20°	Stand-alone	\$4,013.63	\$3,772.81
		SPW-00105	8'	3.5'	20°	Stand-alone	\$4,752.97	\$4,467.79
		SPW-00109	4'	4'	20°	Stand-alone	\$3,147.17	\$2,958.34
		SPW-00113	6'	4'	20°	Stand-alone	\$4,064.02	\$3,820.18
SPW-00117	8'	4'	20°	Stand-alone	\$4,815.96	\$4,527.00		
Stand-alone: Includes Wedge section, corner plate, threshold, left & right side enclosures.								

**Spohn Ranch
US Communities**

	Wedge: Interior Street	Part Number	Width (X)	Height (Y)	Angle ° (Z)		Price	USC Price
Stand-alone		SPW-00133	4'	2'	25°	Stand-alone	\$2,558.10	\$2,404.62
		SPW-00137	6'	2'	25°	Stand-alone	\$3,343.77	\$3,143.14
		SPW-00141	8'	2'	25°	Stand-alone	\$4,182.33	\$3,931.39
		SPW-00145	4'	2.5'	25°	Stand-alone	\$2,677.64	\$2,516.98
		SPW-00149	6'	2.5'	25°	Stand-alone	\$3,502.86	\$3,292.69
		SPW-00153	8'	2.5'	25°	Stand-alone	\$4,384.65	\$4,121.57
		SPW-00157	4'	3'	25°	Stand-alone	\$2,793.99	\$2,626.35
		SPW-00161	6'	3'	25°	Stand-alone	\$3,716.22	\$3,493.24
		SPW-00165	8'	3'	25°	Stand-alone	\$4,468.22	\$4,200.13
		SPW-00169	4'	3.5'	25°	Stand-alone	\$3,115.67	\$2,928.73
SPW-00173	6'	3.5'	25°	Stand-alone	\$4,752.97	\$4,467.79		
Stand-alone: Includes Wedge section, corner plate, threshold, left & right side enclosures.								
Left Section		SPW-00014	4'	1.5'	15°	Left	\$2,155.35	\$2,026.03
		SPW-00018	6'	1.5'	15°	Left	\$2,904.72	\$2,730.43
		SPW-00022	8'	1.5'	15°	Left	\$3,704.27	\$3,482.01
		SPW-00026	4'	2'	15°	Left	\$2,250.75	\$2,115.71
		SPW-00030	6'	2'	15°	Left	\$3,041.68	\$2,859.18
		SPW-00034	8'	2'	15°	Left	\$3,884.33	\$3,651.27
		SPW-00038	4'	2.5'	15°	Left	\$2,337.36	\$2,197.12
		SPW-00042	6'	2.5'	15°	Left	\$3,141.01	\$2,952.55
		SPW-00046	8'	2.5'	15°	Left	\$4,000.00	\$3,760.00
		Left Side: Includes Wedge section, corner plate, threshold, left side enclosure.						
Left Section		SPW-00074	4'	2.5'	20°	Left	\$2,337.36	\$2,197.12
		SPW-00078	6'	2.5'	20°	Left	\$3,141.01	\$2,952.55
		SPW-00082	8'	2.5'	20°	Left	\$4,000.00	\$3,760.00
		SPW-00086	4'	3'	20°	Left	\$2,415.70	\$2,270.76
		SPW-00090	6'	3'	20°	Left	\$3,331.88	\$3,131.97
		SPW-00094	8'	3'	20°	Left	\$4,076.33	\$3,831.75
		SPW-00098	4'	3.5'	20°	Left	\$2,539.92	\$2,387.53
		SPW-00102	6'	3.5'	20°	Left	\$3,415.76	\$3,210.82
		SPW-00106	8'	3.5'	20°	Left	\$4,136.84	\$3,888.63
		SPW-00110	4'	4'	20°	Left	\$2,581.92	\$2,427.00
SPW-00114	6'	4'	20°	Left	\$3,482.96	\$3,273.98		
SPW-00118	8'	4'	20°	Left	\$4,220.83	\$3,967.58		
Left Side: Includes Wedge section, corner plate, threshold, left side enclosure.								
Left Section		SPW-00134	4'	2'	25°	Left	\$2,250.75	\$2,115.71
		SPW-00138	6'	2'	25°	Left	\$3,041.68	\$2,859.18
		SPW-00142	8'	2'	25°	Left	\$3,884.33	\$3,651.27
		SPW-00146	4'	2.5'	25°	Left	\$2,337.36	\$2,197.12
		SPW-00150	6'	2.5'	25°	Left	\$3,141.01	\$2,952.55
		SPW-00154	8'	2.5'	25°	Left	\$4,000.00	\$3,760.00
		SPW-00158	4'	3'	25°	Left	\$2,415.70	\$2,270.76
		SPW-00162	6'	3'	25°	Left	\$3,331.88	\$3,131.97
		SPW-00166	8'	3'	25°	Left	\$4,076.33	\$3,831.75
		SPW-00170	4'	3.5'	25°	Left	\$2,539.92	\$2,387.53
SPW-00174	6'	3.5'	25°	Left	\$4,136.84	\$3,888.63		
Left Side: Includes Wedge section, corner plate, threshold, left side enclosure.								
Right Section		SPW-00015	4'	1.5'	15°	Right	\$2,155.35	\$2,026.03
		SPW-00019	6'	1.5'	15°	Right	\$2,904.72	\$2,730.43
		SPW-00023	8'	1.5'	15°	Right	\$3,704.27	\$3,482.01
		SPW-00027	4'	2'	15°	Right	\$2,250.75	\$2,115.71
		SPW-00031	6'	2'	15°	Right	\$3,041.68	\$2,859.18
		SPW-00035	8'	2'	15°	Right	\$3,884.33	\$3,651.27
		SPW-00039	4'	2.5'	15°	Right	\$2,337.36	\$2,197.12
		SPW-00043	6'	2.5'	15°	Right	\$3,141.01	\$2,952.55
		SPW-00047	8'	2.5'	15°	Right	\$4,000.00	\$3,760.00
		Right Side: Includes Wedge section, corner plate, threshold, right side enclosure.						
Right Section		SPW-00075	4'	2.5'	20°	Right	\$2,337.36	\$2,197.12
		SPW-00079	6'	2.5'	20°	Right	\$3,141.01	\$2,952.55
		SPW-00083	8'	2.5'	20°	Right	\$4,000.00	\$3,760.00
		SPW-00087	4'	3'	20°	Right	\$2,415.70	\$2,270.76
		SPW-00091	6'	3'	20°	Right	\$3,331.88	\$3,131.97
		SPW-00095	8'	3'	20°	Right	\$4,076.33	\$3,831.75
		SPW-00099	4'	3.5'	20°	Right	\$2,539.92	\$2,387.53
		SPW-00103	6'	3.5'	20°	Right	\$3,415.76	\$3,210.82
		SPW-00107	8'	3.5'	20°	Right	\$4,136.84	\$3,888.63
		SPW-00111	4'	4'	20°	Right	\$2,581.92	\$2,427.00
SPW-00115	6'	4'	20°	Right	\$3,482.96	\$3,273.98		
SPW-00119	8'	4'	20°	Right	\$4,220.83	\$3,967.58		
Right Side: Includes Wedge section, corner plate, threshold, right side enclosure.								




**Spohn Ranch
US Communities**

		Part Number	Width (X)	Height (Y)	Angle ° (Z)		Price	USC Price	
Right Section		Wedge: Interior Street							
		SPW-00135	4'	2'	25°	Right	\$2,250.75	\$2,115.71	
		SPW-00139	6'	2'	25°	Right	\$3,041.68	\$2,859.18	
		SPW-00143	8'	2'	25°	Right	\$3,884.33	\$3,651.27	
		SPW-00147	4'	2.5'	25°	Right	\$2,337.36	\$2,197.12	
		SPW-00151	6'	2.5'	25°	Right	\$3,141.01	\$2,952.55	
		SPW-00155	8'	2.5'	25°	Right	\$4,000.00	\$3,760.00	
		SPW-00159	4'	3'	25°	Right	\$2,415.70	\$2,270.76	
		SPW-00163	6'	3'	25°	Right	\$3,331.88	\$3,131.97	
		SPW-00167	8'	3'	25°	Right	\$4,076.33	\$3,831.75	
		SPW-00171	4'	3.5'	25°	Right	\$2,539.92	\$2,387.53	
SPW-00175	6'	3.5'	25°	Right	\$4,136.84	\$3,888.63			
Right Side: Includes Wedge section, corner plate, threshold, right side enclosure.									
Center Section		Wedge: Interior Street							
		SPW-00016	4'	1.5'	15°	Center	\$1,941.92	\$1,825.41	
		SPW-00020	6'	1.5'	15°	Center	\$2,598.33	\$2,442.43	
		SPW-00024	8'	1.5'	15°	Center	\$3,540.01	\$3,327.61	
		SPW-00028	4'	2'	15°	Center	\$2,035.44	\$1,913.31	
		SPW-00032	6'	2'	15°	Center	\$2,732.94	\$2,568.96	
		SPW-00036	8'	2'	15°	Center	\$3,717.13	\$3,494.10	
		SPW-00040	4'	2.5'	15°	Center	\$2,044.32	\$1,921.66	
		SPW-00044	6'	2.5'	15°	Center	\$2,838.20	\$2,667.90	
		SPW-00048	8'	2.5'	15°	Center	\$3,752.96	\$3,527.79	
		Center section: Includes Wedge section, corner plate, threshold, no side enclosure.							
Center Section		Wedge: Interior Street							
		SPW-00076	4'	2.5'	20°	Center	\$1,620.90	\$1,523.64	
		SPW-00080	6'	2.5'	20°	Center	\$2,250.35	\$2,115.33	
		SPW-00084	8'	2.5'	20°	Center	\$2,975.65	\$2,797.11	
		SPW-00088	4'	3'	20°	Center	\$1,722.79	\$1,619.43	
		SPW-00092	6'	3'	20°	Center	\$2,471.27	\$2,322.99	
		SPW-00096	8'	3'	20°	Center	\$3,089.09	\$2,903.74	
		SPW-00100	4'	3.5'	20°	Center	\$1,754.92	\$1,649.62	
		SPW-00104	6'	3.5'	20°	Center	\$2,513.27	\$2,362.48	
		SPW-00108	8'	3.5'	20°	Center	\$3,141.59	\$2,953.09	
		SPW-00112	4'	4'	20°	Center	\$1,606.60	\$1,510.20	
		SPW-00116	6'	4'	20°	Center	\$2,316.22	\$2,177.25	
		SPW-00120	8'	4'	20°	Center	\$2,895.27	\$2,721.56	
Center section: Includes Wedge section, corner plate, threshold, no side enclosure.									
Center Section		Wedge: Interior Street							
		SPW-00136	4'	2'	25°	Center	\$1,613.86	\$1,517.03	
		SPW-00140	6'	2'	25°	Center	\$2,166.89	\$2,036.88	
		SPW-00144	8'	2'	25°	Center	\$2,947.24	\$2,770.40	
		SPW-00148	4'	2.5'	25°	Center	\$1,620.90	\$1,523.64	
		SPW-00152	6'	2.5'	25°	Center	\$2,250.35	\$2,115.33	
		SPW-00156	8'	2.5'	25°	Center	\$2,975.65	\$2,797.11	
		SPW-00160	4'	3'	25°	Center	\$1,722.79	\$1,619.43	
		SPW-00164	6'	3'	25°	Center	\$2,471.27	\$2,322.99	
		SPW-00168	8'	3'	25°	Center	\$3,089.09	\$2,903.74	
		SPW-00172	4'	3.5'	25°	Center	\$1,754.92	\$1,649.62	
		SPW-00176	6'	3.5'	25°	Center	\$3,141.59	\$2,953.09	
		Center section: Includes Wedge section, corner plate, threshold, no side enclosure.							
Stand-alone		Wedge: Perimeter Street							
		SPW-00181	6'	4'	25°	Stand-alone	\$4,064.02	\$3,820.18	
		SPW-00185	8'	4'	25°	Stand-alone	\$4,815.96	\$4,527.00	
		SPW-00193	6'	5'	25°	Stand-alone	\$5,558.97	\$5,225.43	
		SPW-00197	8'	5'	25°	Stand-alone	\$6,628.44	\$6,230.73	
		SPW-00205	6'	6'	25°	Stand-alone	\$5,802.37	\$5,454.22	
		SPW-00209	8'	6'	25°	Stand-alone	\$6,849.29	\$6,438.33	
		SPW-00217	6'	7'	25°	Stand-alone	\$5,904.38	\$5,550.12	
		SPW-00221	8'	7'	25°	Stand-alone	\$6,884.62	\$6,471.54	
		SPW-00241	6'	4'	30°	Stand-alone	\$4,064.02	\$3,820.18	
		SPW-00245	8'	4'	30°	Stand-alone	\$4,815.96	\$4,527.00	
		SPW-00253	6'	5'	30°	Stand-alone	\$4,932.52	\$4,636.57	
		SPW-00257	8'	5'	30°	Stand-alone	\$5,826.99	\$5,477.37	
Stand-alone: Includes Wedge section, corner plate, threshold, left & right side enclosures.									
Stand-alone		Wedge: Perimeter Street							
		SPW-00265	6'	6'	30°	Stand-alone	\$5,252.62	\$4,937.47	
		SPW-00269	8'	6'	30°	Stand-alone	\$6,165.45	\$5,795.52	
		SPW-00277	6'	7'	30°	Stand-alone	\$5,904.38	\$5,550.12	
		SPW-00281	8'	7'	30°	Stand-alone	\$6,884.62	\$6,471.54	
		SPW-00301	6'	4'	35°	Stand-alone	\$4,064.02	\$3,820.18	
		SPW-00305	8'	4'	35°	Stand-alone	\$4,815.96	\$4,527.00	
		SPW-00313	6'	5'	35°	Stand-alone	\$4,932.52	\$4,636.57	
		SPW-00317	8'	5'	35°	Stand-alone	\$5,826.99	\$5,477.37	
		SPW-00325	6'	6'	35°	Stand-alone	\$5,252.62	\$4,937.47	
		SPW-00329	8'	6'	35°	Stand-alone	\$6,165.45	\$5,795.52	
SPW-00337	6'	7'	35°	Stand-alone	\$5,904.38	\$5,550.12			
SPW-00341	8'	7'	35°	Stand-alone	\$6,884.62	\$6,471.54			
Stand-alone: Includes Wedge section, corner plate, threshold, left & right side enclosures.									







**Spohn Ranch
US Communities**

		Part Number	Width (X)	Height (Y)	Angle ° (Z)		Price	USC Price	
Left Section		Wedge: Perimeter Street							
		SPW-00182	6'	4'	25°	Left	\$3,482.96	\$3,273.98	
		SPW-00186	8'	4'	25°	Left	\$4,220.83	\$3,967.58	
		SPW-00194	6'	5'	25°	Left	\$4,217.09	\$3,964.06	
		SPW-00198	8'	5'	25°	Left	\$5,104.00	\$4,797.76	
		SPW-00206	6'	6'	25°	Left	\$4,436.84	\$4,170.63	
		SPW-00210	8'	6'	25°	Left	\$5,345.89	\$5,025.13	
		SPW-00218	6'	7'	25°	Left	\$4,880.77	\$4,587.93	
		SPW-00222	8'	7'	25°	Left	\$5,754.74	\$5,409.46	
		SPW-00242	6'	4'	30°	Left	\$3,482.96	\$3,273.98	
		SPW-00246	8'	4'	30°	Left	\$4,220.83	\$3,967.58	
		SPW-00254	6'	5'	30°	Left	\$4,217.09	\$3,964.06	
		SPW-00258	8'	5'	30°	Left	\$5,104.00	\$4,797.76	
		Left Side: Includes Wedge section, corner plate, threshold, left side enclosure.							
		Left Section		Wedge: Perimeter Street					
SPW-00266	6'			6'	30°	Left	\$4,436.84	\$4,170.63	
SPW-00270	8'			6'	30°	Left	\$5,345.89	\$5,025.13	
SPW-00278	6'			7'	30°	Left	\$4,880.77	\$4,587.93	
SPW-00282	8'			7'	30°	Left	\$5,754.74	\$5,409.46	
SPW-00302	6'			4'	35°	Left	\$3,482.96	\$3,273.98	
SPW-00306	8'			4'	35°	Left	\$4,220.83	\$3,967.58	
SPW-00314	6'			5'	35°	Left	\$4,217.09	\$3,964.06	
SPW-00318	8'			5'	35°	Left	\$5,104.00	\$4,797.76	
SPW-00326	6'			6'	35°	Left	\$4,436.84	\$4,170.63	
SPW-00330	8'			6'	35°	Left	\$5,345.89	\$5,025.13	
SPW-00338	6'			7'	35°	Left	\$4,880.77	\$4,587.93	
SPW-00342	8'			7'	35°	Left	\$5,754.74	\$5,409.46	
Left Side: Includes Wedge section, corner plate, threshold, left side enclosure.									
Right Section				Wedge: Perimeter Street					
		SPW-00183	6'	4'	25°	Right	\$3,482.96	\$3,273.98	
		SPW-00191	4'	5'	25°	Right	\$3,130.46	\$2,942.63	
		SPW-00195	6'	5'	25°	Right	\$4,217.09	\$3,964.06	
		SPW-00199	8'	5'	25°	Right	\$5,104.00	\$4,797.76	
		SPW-00207	6'	6'	25°	Right	\$4,436.84	\$4,170.63	
		SPW-00211	8'	6'	25°	Right	\$5,345.89	\$5,025.13	
		SPW-00219	6'	7'	25°	Right	\$4,880.77	\$4,587.93	
		SPW-00223	8'	7'	25°	Right	\$5,754.74	\$5,409.46	
		SPW-00243	6'	4'	30°	Right	\$3,482.96	\$3,273.98	
		SPW-00247	8'	4'	30°	Right	\$4,220.83	\$3,967.58	
		SPW-00255	6'	5'	30°	Right	\$4,217.09	\$3,964.06	
		SPW-00259	8'	5'	30°	Right	\$5,104.00	\$4,797.76	
		Right Side: Includes Wedge section, corner plate, threshold, right side enclosure.							
		Right Section		Wedge: Perimeter Street					
SPW-00267	6'			6'	30°	Right	\$4,436.84	\$4,170.63	
SPW-00271	8'			6'	30°	Right	\$5,345.89	\$5,025.13	
SPW-00279	6'			7'	30°	Right	\$4,880.77	\$4,587.93	
SPW-00283	8'			7'	30°	Right	\$5,754.74	\$5,409.46	
SPW-00303	6'			4'	35°	Right	\$3,482.96	\$3,273.98	
SPW-00307	8'			4'	35°	Right	\$4,220.83	\$3,967.58	
SPW-00315	6'			5'	35°	Right	\$4,217.09	\$3,964.06	
SPW-00319	8'			5'	35°	Right	\$5,104.00	\$4,797.76	
SPW-00327	6'			6'	35°	Right	\$4,436.84	\$4,170.63	
SPW-00331	8'			6'	35°	Right	\$5,345.89	\$5,025.13	
SPW-00339	6'			7'	35°	Right	\$4,880.77	\$4,587.93	
SPW-00343	8'			7'	35°	Right	\$5,754.74	\$5,409.46	
Right Side: Includes Wedge section, corner plate, threshold, right side enclosure.									
Center Section				Wedge: Perimeter Street					
		SPW-00184	6'	4'	25°	Center	\$2,921.27	\$2,746.00	
		SPW-00188	8'	4'	25°	Center	\$3,651.59	\$3,432.49	
		SPW-00196	6'	5'	25°	Center	\$3,501.65	\$3,291.55	
		SPW-00200	8'	5'	25°	Center	\$4,381.00	\$4,118.14	
		SPW-00208	6'	6'	25°	Center	\$3,590.84	\$3,375.39	
		SPW-00212	8'	6'	25°	Center	\$4,488.54	\$4,219.23	
		SPW-00220	6'	7'	25°	Center	\$3,860.50	\$3,628.87	
		SPW-00224	8'	7'	25°	Center	\$4,825.62	\$4,536.09	
		SPW-00244	6'	4'	30°	Center	\$2,921.27	\$2,746.00	
		SPW-00248	8'	4'	30°	Center	\$3,651.59	\$3,432.49	
		SPW-00256	6'	5'	30°	Center	\$3,501.65	\$3,291.55	
		SPW-00260	8'	5'	30°	Center	\$4,381.00	\$4,118.14	
		Center section: Includes Wedge section, corner plate, threshold, no side enclosure.							
		Center Section		Wedge: Perimeter Street					
SPW-00268	6'			6'	30°	Center	\$3,590.84	\$3,375.39	
SPW-00272	8'			6'	30°	Center	\$4,488.54	\$4,219.23	
SPW-00280	6'			7'	30°	Center	\$3,860.50	\$3,628.87	
SPW-00284	8'			7'	30°	Center	\$4,825.62	\$4,536.09	
SPW-00304	6'			4'	35°	Center	\$2,921.27	\$2,746.00	
SPW-00308	8'			4'	35°	Center	\$3,651.59	\$3,432.49	
SPW-00316	6'			5'	35°	Center	\$3,501.65	\$3,291.55	
SPW-00320	8'			5'	35°	Center	\$4,381.00	\$4,118.14	
SPW-00328	6'			6'	35°	Center	\$3,590.84	\$3,375.39	
SPW-00332	8'			6'	35°	Center	\$4,488.54	\$4,219.23	
SPW-00340	6'			7'	35°	Center	\$3,860.50	\$3,628.87	
SPW-00344	8'			7'	35°	Center	\$4,825.62	\$4,536.09	
Center section: Includes Wedge section, corner plate, threshold, no side enclosure.									












**Spohn Ranch
US Communities**

		Part Number	Width (X)	Height (Y)	Angle ° (Z)		Price	USC Price	
Center Section		Hips: Perimeter Street							
		SPW-00357	- 1.5'	15°	Center: Hipped Corner	\$4,394.14	\$4,130.49		
		SPW-00358	- 2'	15°	Center: Hipped Corner	\$4,661.82	\$4,382.11		
		SPW-00359	- 2.5'	15°	Center: Hipped Corner	\$4,972.47	\$4,674.12		
		SPW-00360	- 1.5'	20°	Center: Hipped Corner	\$4,394.14	\$4,130.49		
		SPW-00361	- 2'	20°	Center: Hipped Corner	\$4,661.82	\$4,382.11		
		SPW-00362	- 2.5'	20°	Center: Hipped Corner	\$4,972.47	\$4,674.12		
		SPW-00363	- 3'	20°	Center: Hipped Corner	\$6,431.65	\$6,045.75		
		SPW-00364	- 4'	20°	Center: Hipped Corner	\$7,410.80	\$6,966.15		
		SPW-00365	- 2'	25°	Center: Hipped Corner	\$4,661.82	\$4,382.11		
		SPW-00366	- 2.5'	25°	Center: Hipped Corner	\$4,972.47	\$4,674.12		
		SPW-00367	- 3'	25°	Center: Hipped Corner	\$6,431.65	\$6,045.75		
		SPW-00368	- 3.5'	25°	Center: Hipped Corner	\$6,921.22	\$6,505.95		
		Center section: Includes Wedge section, corner plate, threshold, no side enclosure.							
Center Section		Hips: Perimeter Street							
		SPW-00369	- 4'	25°	Center: Hipped Corner	\$7,410.80	\$6,966.15		
		SPW-00370	- 5'	25°	Center: Hipped Corner	\$8,391.47	\$7,887.98		
		SPW-00371	- 6'	25°	Center: Hipped Corner	\$10,682.86	\$10,041.89		
		SPW-00372	- 7'	25°	Center: Hipped Corner	\$11,707.70	\$11,005.23		
		SPW-00373	- 8'	25°	Center: Hipped Corner	\$12,586.27	\$11,831.09		
		SPW-00374	- 4'	30°	Center: Hipped Corner	\$7,410.80	\$6,966.15		
		SPW-00375	- 5'	30°	Center: Hipped Corner	\$8,391.47	\$7,887.98		
		SPW-00376	- 6'	30°	Center: Hipped Corner	\$10,682.86	\$10,041.89		
		SPW-00377	- 7'	30°	Center: Hipped Corner	\$11,707.70	\$11,005.23		
		SPW-00378	- 4'	35°	Center: Hipped Corner	\$7,410.80	\$6,966.15		
		SPW-00379	- 5'	35°	Center: Hipped Corner	\$8,391.47	\$7,887.98		
		SPW-00380	- 6'	35°	Center: Hipped Corner	\$10,682.86	\$10,041.89		
		Center section: Includes Wedge section, corner plate, threshold, no side enclosure.							
Center		Kicker Wedge							
		W-00384	4'	5'	30°	Center	\$2,483.96	\$2,334.93	
		W-00385	6'	5'	30°	Center	\$3,213.77	\$3,020.95	
		W-00386	8'	5'	30°	Center	\$4,539.46	\$4,267.09	
		W-00387	4'	6'	30°	Center	\$2,856.55	\$2,685.16	
		W-00388	6'	6'	30°	Center	\$3,695.83	\$3,474.08	
		W-00389	8'	6'	30°	Center	\$5,220.38	\$4,907.16	
		W-00396	4'	4'	35°	Center	\$2,038.21	\$1,915.92	
		W-00397	6'	4'	35°	Center	\$2,594.29	\$2,438.63	
		W-00398	8'	4'	35°	Center	\$4,052.45	\$3,809.30	
		W-00399	4'	5'	35°	Center	\$2,483.96	\$2,334.93	
		W-00400	6'	5'	35°	Center	\$3,213.77	\$3,020.95	
		W-00401	8'	5'	35°	Center	\$4,539.46	\$4,267.09	
		Center section: Includes Wedge section, corner plate, threshold, no side enclosure.							

**Spoehn Ranch
US Communities**

		Standard Deck			Part Number	Width (X)	Height (Y)	Depth (Z)		Price	USC Price		
Right		SPD-00003	4'	2'	4'	Right Deck Unit				\$1,753.90	\$1,648.66		
		SPD-00007	6'	2'	4'	Right Deck Unit				\$2,362.90	\$2,221.13		
		SPD-00011	8'	2'	4'	Right Deck Unit				\$2,740.57	\$2,576.13		
		SPD-00015	4'	2'	8'	Right Deck Unit				\$2,775.30	\$2,608.78		
		SPD-00019	6'	2'	8'	Right Deck Unit				\$3,598.58	\$3,380.78		
		SPD-00023	8'	2'	8'	Right Deck Unit				\$4,177.18	\$3,926.55		
		SPD-00027	4'	3'	4'	Right Deck Unit				\$1,930.54	\$1,814.71		
		SPD-00031	6'	3'	4'	Right Deck Unit				\$2,637.95	\$2,479.67		
		SPD-00035	8'	3'	4'	Right Deck Unit				\$2,997.93	\$2,818.06		
		SPD-00039	4'	3'	8'	Right Deck Unit				\$3,104.44	\$2,918.17		
		SPD-00043	6'	3'	8'	Right Deck Unit				\$4,024.12	\$3,782.67		
		SPD-00047	8'	3'	8'	Right Deck Unit				\$4,587.04	\$4,311.82		
		Right: Includes Deck, support posts & base plates, (handrails & enclosure panels: right & rear).											
		Right		SPD-00051	4'	4'	4'	Right Deck Unit				\$1,938.07	\$1,821.78
SPD-00055	6'			4'	4'	Right Deck Unit				\$2,649.34	\$2,490.38		
SPD-00059	8'			4'	4'	Right Deck Unit				\$3,006.08	\$2,825.71		
SPD-00063	4'			4'	8'	Right Deck Unit				\$3,139.34	\$2,950.98		
SPD-00067	6'			4'	8'	Right Deck Unit				\$4,062.89	\$3,819.11		
SPD-00071	8'			4'	8'	Right Deck Unit				\$4,622.56	\$4,345.21		
SPD-00075	4'			5'	4'	Right Deck Unit				\$2,015.05	\$1,894.15		
SPD-00079	6'			5'	4'	Right Deck Unit				\$2,879.38	\$2,706.62		
SPD-00083	8'			5'	4'	Right Deck Unit				\$3,249.58	\$3,054.61		
SPD-00087	4'			5'	8'	Right Deck Unit				\$3,324.36	\$3,124.90		
SPD-00091	6'			5'	8'	Right Deck Unit				\$4,277.32	\$4,020.68		
SPD-00095	8'			5'	8'	Right Deck Unit				\$4,850.46	\$4,559.43		
Right: Includes Deck, support posts & base plates, (handrails & enclosure panels: right & rear).													
Right				SPD-00099	4'	6'	4'	Right Deck Unit				\$2,218.68	\$2,085.56
		SPD-00103	6'	6'	4'	Right Deck Unit				\$2,956.65	\$2,779.25		
		SPD-00107	8'	6'	4'	Right Deck Unit				\$3,333.18	\$3,133.19		
		SPD-00111	4'	6'	8'	Right Deck Unit				\$3,462.94	\$3,255.17		
		SPD-00115	6'	6'	8'	Right Deck Unit				\$4,413.19	\$4,148.39		
		SPD-00119	8'	6'	8'	Right Deck Unit				\$4,992.66	\$4,693.10		
		SPD-00147	4'	8'	4'	Right Deck Unit				\$2,763.33	\$2,597.53		
		SPD-00151	6'	8'	4'	Right Deck Unit				\$3,496.21	\$3,286.44		
		SPD-00155	8'	8'	4'	Right Deck Unit				\$4,074.11	\$3,829.66		
		SPD-00159	4'	8'	8'	Right Deck Unit				\$4,311.57	\$4,052.87		
		SPD-00163	6'	8'	8'	Right Deck Unit				\$5,256.72	\$4,941.31		
		SPD-00167	8'	8'	8'	Right Deck Unit				\$6,037.56	\$5,675.30		
		Right: Includes Deck, support posts & base plates, (handrails & enclosure panels: right & rear).											
		Center		SPD-00004	4'	2'	4'	Center Deck Unit				\$1,152.77	\$1,083.60
SPD-00008	6'			2'	4'	Center Deck Unit				\$1,758.50	\$1,652.99		
SPD-00012	8'			2'	4'	Center Deck Unit				\$2,136.16	\$2,007.99		
SPD-00016	4'			2'	8'	Center Deck Unit				\$1,805.49	\$1,697.16		
SPD-00020	6'			2'	8'	Center Deck Unit				\$2,626.77	\$2,469.16		
SPD-00024	8'			2'	8'	Center Deck Unit				\$3,196.57	\$3,004.77		
SPD-00028	4'			3'	4'	Center Deck Unit				\$1,239.20	\$1,184.85		
SPD-00032	6'			3'	4'	Center Deck Unit				\$1,940.04	\$1,823.64		
SPD-00036	8'			3'	4'	Center Deck Unit				\$2,300.02	\$2,162.02		
SPD-00040	4'			3'	8'	Center Deck Unit				\$1,888.64	\$1,775.32		
SPD-00044	6'			3'	8'	Center Deck Unit				\$2,808.32	\$2,639.82		
SPD-00048	8'			3'	8'	Center Deck Unit				\$3,360.43	\$3,158.80		
Center: Includes Deck, support posts & base plates, (handrails & enclosure panels: rear only).													
Center				SPD-00052	4'	4'	4'	Center Deck Unit				\$1,239.88	\$1,165.48
		SPD-00056	6'	4'	4'	Center Deck Unit				\$1,944.59	\$1,827.82		
		SPD-00060	8'	4'	4'	Center Deck Unit				\$2,301.33	\$2,163.25		
		SPD-00064	4'	4'	8'	Center Deck Unit				\$1,889.32	\$1,775.96		
		SPD-00068	6'	4'	8'	Center Deck Unit				\$2,812.86	\$2,644.09		
		SPD-00072	8'	4'	8'	Center Deck Unit				\$3,361.73	\$3,160.03		
		SPD-00076	4'	5'	4'	Center Deck Unit				\$1,325.00	\$1,245.50		
		SPD-00080	6'	5'	4'	Center Deck Unit				\$2,054.21	\$1,930.96		
		SPD-00084	8'	5'	4'	Center Deck Unit				\$2,424.41	\$2,278.94		
		SPD-00088	4'	5'	8'	Center Deck Unit				\$1,969.52	\$1,851.35		
		SPD-00092	6'	5'	8'	Center Deck Unit				\$2,922.48	\$2,747.13		
		SPD-00096	8'	5'	8'	Center Deck Unit				\$3,484.81	\$3,275.72		
		Center: Includes Deck, support posts & base plates, (handrails & enclosure panels: rear only).											
		Center		SPD-00100	4'	6'	4'	Center Deck Unit				\$1,362.45	\$1,280.70
SPD-00104	6'			6'	4'	Center Deck Unit				\$2,082.38	\$1,957.44		
SPD-00108	8'			6'	4'	Center Deck Unit				\$2,458.91	\$2,311.38		
SPD-00112	4'			6'	8'	Center Deck Unit				\$2,000.41	\$1,880.38		
SPD-00116	6'			6'	8'	Center Deck Unit				\$2,950.65	\$2,773.61		
SPD-00120	8'			6'	8'	Center Deck Unit				\$3,519.32	\$3,308.16		
SPD-00148	4'			8'	4'	Center Deck Unit				\$1,567.83	\$1,473.76		
SPD-00152	6'			8'	4'	Center Deck Unit				\$2,290.87	\$2,153.42		
SPD-00156	8'			8'	4'	Center Deck Unit				\$2,868.77	\$2,696.65		
SPD-00160	4'			8'	8'	Center Deck Unit				\$2,213.99	\$2,081.15		
SPD-00164	6'			8'	8'	Center Deck Unit				\$3,159.14	\$2,969.59		
SPD-00168	8'			8'	8'	Center Deck Unit				\$3,929.18	\$3,693.43		
Center: Includes Deck, support posts & base plates, (handrails & enclosure panels: rear only).													

**Spoehn Ranch
US Communities**

	Plaza Deck	Part Number	Width (X)	Height (Y)	Depth (Z)		Price	USC Price		
Stand-alone Fw.		SPD-00197	6'	3'	4'	Stand-alone Front Deck Unit	\$2,521.55	\$2,370.25		
		SPD-00201	8'	3'	4'	Stand-alone Front Deck Unit	\$2,780.23	\$2,613.41		
		SPD-00209	6'	3'	8'	Stand-alone Front Deck Unit	\$4,245.40	\$3,990.67		
		SPD-00213	8'	3'	8'	Stand-alone Front Deck Unit	\$4,696.22	\$4,414.44		
		SPD-00221	6'	4'	4'	Stand-alone Front Deck Unit	\$2,529.49	\$2,377.72		
		SPD-00225	8'	4'	4'	Stand-alone Front Deck Unit	\$2,784.92	\$2,617.83		
		SPD-00233	6'	4'	8'	Stand-alone Front Deck Unit	\$4,254.58	\$3,999.31		
		SPD-00237	8'	4'	8'	Stand-alone Front Deck Unit	\$4,702.16	\$4,420.03		
Stand-alone Fw: Deck, support posts & base plates, (handrails & enclosure panels: left, right only).										
Stand-alone Fw.		SPD-00245	6'	5'	4'	Stand-alone Front Deck Unit	\$2,796.63	\$2,628.83		
		SPD-00249	8'	5'	4'	Stand-alone Front Deck Unit	\$3,065.53	\$2,881.60		
		SPD-00257	6'	5'	8'	Stand-alone Front Deck Unit	\$4,607.48	\$4,331.03		
		SPD-00261	8'	5'	8'	Stand-alone Front Deck Unit	\$5,068.51	\$4,784.40		
		SPD-00269	6'	6'	4'	Stand-alone Front Deck Unit	\$2,872.20	\$2,699.87		
		SPD-00273	8'	6'	4'	Stand-alone Front Deck Unit	\$3,147.44	\$2,958.59		
		SPD-00281	6'	6'	8'	Stand-alone Front Deck Unit	\$4,690.29	\$4,408.87		
		SPD-00285	8'	6'	8'	Stand-alone Front Deck Unit	\$5,157.66	\$4,848.20		
		SPD-00317	6'	8'	4'	Stand-alone Front Deck Unit	\$3,461.09	\$3,253.42		
		SPD-00321	8'	8'	4'	Stand-alone Front Deck Unit	\$3,937.69	\$3,701.43		
		SPD-00329	6'	8'	8'	Stand-alone Front Deck Unit	\$5,671.73	\$5,331.42		
		SPD-00333	8'	8'	8'	Stand-alone Front Deck Unit	\$6,340.46	\$5,960.03		
		Stand-alone Fw: Deck, support posts & base plates, (handrails & enclosure panels: left, right only).								
		Left: Forward		SPD-00218	4'	4'	4'	Left Front Deck Unit	\$1,696.51	\$1,594.72
SPD-00222	6'			4'	4'	Left Front Deck Unit	\$2,259.73	\$2,124.15		
SPD-00226	8'			4'	4'	Left Front Deck Unit	\$2,515.17	\$2,364.26		
SPD-00230	4'			4'	8'	Left Front Deck Unit	\$2,897.78	\$2,723.92		
SPD-00234	6'			4'	8'	Left Front Deck Unit	\$3,673.28	\$3,452.88		
SPD-00238	8'			4'	8'	Left Front Deck Unit	\$4,131.66	\$3,883.76		
SPD-00242	4'			5'	4'	Left Front Deck Unit	\$1,773.50	\$1,667.09		
SPD-00246	6'			5'	4'	Left Front Deck Unit	\$2,489.77	\$2,340.39		
SPD-00250	8'			5'	4'	Left Front Deck Unit	\$2,758.67	\$2,593.15		
SPD-00254	4'			5'	8'	Left Front Deck Unit	\$3,082.80	\$2,897.83		
SPD-00258	6'			5'	8'	Left Front Deck Unit	\$3,887.71	\$3,654.45		
SPD-00262	8'			5'	8'	Left Front Deck Unit	\$4,359.55	\$4,097.97		
Left Fw: Includes Deck, support posts & base plates, (handrails & enclosure panels: left only).										
Left: Forward				SPD-00266	4'	6'	4'	Left Front Deck Unit	\$1,977.12	\$1,858.49
		SPD-00270	6'	6'	4'	Left Front Deck Unit	\$2,567.04	\$2,413.02		
		SPD-00274	8'	6'	4'	Left Front Deck Unit	\$2,842.28	\$2,671.74		
		SPD-00278	4'	6'	8'	Left Front Deck Unit	\$3,221.38	\$3,028.10		
		SPD-00282	6'	6'	8'	Left Front Deck Unit	\$4,023.58	\$3,782.16		
		SPD-00286	8'	6'	8'	Left Front Deck Unit	\$4,501.75	\$4,231.64		
		SPD-00314	4'	8'	4'	Left Front Deck Unit	\$2,521.77	\$2,370.47		
		SPD-00318	6'	8'	4'	Left Front Deck Unit	\$3,106.60	\$2,920.21		
		SPD-00322	8'	8'	4'	Left Front Deck Unit	\$3,583.20	\$3,368.21		
		SPD-00326	4'	8'	8'	Left Front Deck Unit	\$4,070.01	\$3,825.81		
		SPD-00330	6'	8'	8'	Left Front Deck Unit	\$4,867.11	\$4,575.08		
		SPD-00334	8'	8'	8'	Left Front Deck Unit	\$5,546.65	\$5,213.85		
		Left Fw: Includes Deck, support posts & base plates, (handrails & enclosure panels: left only).								
		Right: Forward		SPD-00219	4'	4'	4'	Right Front Deck Unit	\$1,696.51	\$1,594.72
SPD-00223	6'			4'	4'	Right Front Deck Unit	\$2,259.73	\$2,124.15		
SPD-00227	8'			4'	4'	Right Front Deck Unit	\$2,515.17	\$2,364.26		
SPD-00231	4'			4'	8'	Right Front Deck Unit	\$2,897.78	\$2,723.92		
SPD-00235	6'			4'	8'	Right Front Deck Unit	\$3,673.28	\$3,452.88		
SPD-00239	8'			4'	8'	Right Front Deck Unit	\$4,131.66	\$3,883.76		
SPD-00243	4'			5'	4'	Right Front Deck Unit	\$1,773.50	\$1,667.09		
SPD-00247	6'			5'	4'	Right Front Deck Unit	\$2,489.77	\$2,340.39		
SPD-00251	8'			5'	4'	Right Front Deck Unit	\$2,758.67	\$2,593.15		
SPD-00255	4'			5'	8'	Right Front Deck Unit	\$3,082.80	\$2,897.83		
SPD-00259	6'			5'	8'	Right Front Deck Unit	\$3,887.71	\$3,654.45		
SPD-00263	8'			5'	8'	Right Front Deck Unit	\$4,359.55	\$4,097.97		
Right Fw: Includes Deck, support posts & base plates, (handrails & enclosure panels: right only).										
Right: Forward				SPD-00267	4'	6'	4'	Right Front Deck Unit	\$1,977.12	\$1,858.49
		SPD-00271	6'	6'	4'	Right Front Deck Unit	\$2,567.04	\$2,413.02		
		SPD-00275	8'	6'	4'	Right Front Deck Unit	\$2,842.28	\$2,671.74		
		SPD-00279	4'	6'	8'	Right Front Deck Unit	\$3,221.38	\$3,028.10		
		SPD-00283	6'	6'	8'	Right Front Deck Unit	\$4,023.58	\$3,782.16		
		SPD-00287	8'	6'	8'	Right Front Deck Unit	\$4,501.75	\$4,231.64		
		SPD-00315	4'	8'	4'	Right Front Deck Unit	\$2,521.77	\$2,370.47		
		SPD-00319	6'	8'	4'	Right Front Deck Unit	\$3,106.60	\$2,920.21		
		SPD-00323	8'	8'	4'	Right Front Deck Unit	\$3,583.20	\$3,368.21		
		SPD-00327	4'	8'	8'	Right Front Deck Unit	\$4,070.01	\$3,825.81		
		SPD-00331	6'	8'	8'	Right Front Deck Unit	\$4,867.11	\$4,575.08		
		SPD-00335	8'	8'	8'	Right Front Deck Unit	\$5,546.65	\$5,213.85		
		Right Fw: Includes Deck, support posts & base plates, (handrails & enclosure panels: right only).								


**Spohn Ranch
US Communities**

	Plaza Deck	Part Number	Width (X)	Height (Y)	Depth (Z)		Price	USC Price
Center: Forward		SPD-00220	4'	4'	4'	Center Front Deck Unit	\$998.32	\$938.42
		SPD-00224	6'	4'	4'	Center Front Deck Unit	\$1,554.98	\$1,461.68
		SPD-00228	8'	4'	4'	Center Front Deck Unit	\$1,810.42	\$1,701.79
		SPD-00232	4'	4'	8'	Center Front Deck Unit	\$1,647.76	\$1,548.89
		SPD-00236	6'	4'	8'	Center Front Deck Unit	\$2,423.25	\$2,277.86
		SPD-00240	8'	4'	8'	Center Front Deck Unit	\$2,870.82	\$2,698.57
		SPD-00244	4'	5'	4'	Center Front Deck Unit	\$1,083.45	\$1,018.44
		SPD-00248	6'	5'	4'	Center Front Deck Unit	\$1,864.60	\$1,564.72
		SPD-00252	8'	5'	4'	Center Front Deck Unit	\$1,933.50	\$1,817.49
		SPD-00256	4'	5'	8'	Center Front Deck Unit	\$1,727.98	\$1,624.29
		SPD-00260	6'	5'	8'	Center Front Deck Unit	\$2,532.87	\$2,380.90
		SPD-00264	8'	5'	8'	Center Front Deck Unit	\$2,993.90	\$2,814.27
		Center Fw: Includes Deck, support posts & base plates, (handrails & enclosure panels: none).						
Center: Forward		SPD-00268	4'	6'	4'	Center Front Deck Unit	\$1,120.89	\$1,053.64
		SPD-00272	6'	6'	4'	Center Front Deck Unit	\$1,692.77	\$1,591.20
		SPD-00276	8'	6'	4'	Center Front Deck Unit	\$1,968.00	\$1,849.92
		SPD-00280	4'	6'	8'	Center Front Deck Unit	\$1,758.85	\$1,653.32
		SPD-00284	6'	6'	8'	Center Front Deck Unit	\$2,561.04	\$2,407.38
		SPD-00288	8'	6'	8'	Center Front Deck Unit	\$3,028.41	\$2,846.70
		SPD-00316	4'	8'	4'	Center Front Deck Unit	\$1,326.27	\$1,246.70
		SPD-00320	6'	8'	4'	Center Front Deck Unit	\$1,901.26	\$1,787.19
		SPD-00324	8'	8'	4'	Center Front Deck Unit	\$2,377.86	\$2,235.19
		SPD-00328	4'	8'	8'	Center Front Deck Unit	\$1,972.43	\$1,854.09
		SPD-00332	6'	8'	8'	Center Front Deck Unit	\$2,769.53	\$2,603.36
		SPD-00336	8'	8'	8'	Center Front Deck Unit	\$3,438.27	\$3,231.97
		Center Fw: Includes Deck, support posts & base plates, (handrails & enclosure panels: none).						
Left: Center		SPD-00386	4'	4'	4'	Left Center Deck Unit	\$1,239.88	\$1,165.48
		SPD-00390	6'	4'	4'	Left Center Deck Unit	\$1,944.59	\$1,827.92
		SPD-00394	8'	4'	4'	Left Center Deck Unit	\$2,301.33	\$2,163.25
		SPD-00398	4'	4'	8'	Left Center Deck Unit	\$1,889.32	\$1,775.96
		SPD-00402	6'	4'	8'	Left Center Deck Unit	\$2,812.86	\$2,644.09
		SPD-00406	8'	4'	8'	Left Center Deck Unit	\$3,361.73	\$3,160.03
		SPD-00410	4'	5'	4'	Left Center Deck Unit	\$1,325.00	\$1,245.50
		SPD-00414	6'	5'	4'	Left Center Deck Unit	\$2,054.21	\$1,930.96
		SPD-00418	8'	5'	4'	Left Center Deck Unit	\$2,424.41	\$2,278.94
		SPD-00422	4'	5'	8'	Left Center Deck Unit	\$1,969.52	\$1,851.35
		SPD-00426	6'	5'	8'	Left Center Deck Unit	\$2,922.48	\$2,747.13
		SPD-00430	8'	5'	8'	Left Center Deck Unit	\$3,484.81	\$3,275.72
		Left Ct: Includes Deck, support posts & base plates, (handrails & enclosure panels: left only).						
Left: Center		SPD-00434	4'	6'	4'	Left Center Deck Unit	\$1,362.45	\$1,280.70
		SPD-00438	6'	6'	4'	Left Center Deck Unit	\$2,082.38	\$1,957.44
		SPD-00442	8'	6'	4'	Left Center Deck Unit	\$2,458.91	\$2,311.38
		SPD-00446	4'	6'	8'	Left Center Deck Unit	\$2,000.41	\$1,880.38
		SPD-00450	6'	6'	8'	Left Center Deck Unit	\$2,950.65	\$2,773.61
		SPD-00454	8'	6'	8'	Left Center Deck Unit	\$3,519.32	\$3,308.16
		SPD-00482	4'	8'	4'	Left Center Deck Unit	\$1,567.83	\$1,473.76
		SPD-00486	6'	8'	4'	Left Center Deck Unit	\$2,290.87	\$2,153.42
		SPD-00490	8'	8'	4'	Left Center Deck Unit	\$2,868.77	\$2,696.65
		SPD-00494	4'	8'	8'	Left Center Deck Unit	\$2,213.99	\$2,081.15
		SPD-00498	6'	8'	8'	Left Center Deck Unit	\$3,159.14	\$2,969.59
		SPD-00502	8'	8'	8'	Left Center Deck Unit	\$3,929.18	\$3,693.43
		Left Ct: Includes Deck, support posts & base plates, (handrails & enclosure panels: left only).						
Right: Center		SPD-00387	4'	4'	4'	Right Center Deck Unit	\$1,239.88	\$1,165.48
		SPD-00391	6'	4'	4'	Right Center Deck Unit	\$1,944.59	\$1,827.92
		SPD-00395	8'	4'	4'	Right Center Deck Unit	\$2,301.33	\$2,163.25
		SPD-00399	4'	4'	8'	Right Center Deck Unit	\$1,889.32	\$1,775.96
		SPD-00403	6'	4'	8'	Right Center Deck Unit	\$2,812.86	\$2,644.09
		SPD-00407	8'	4'	8'	Right Center Deck Unit	\$3,361.73	\$3,160.03
		SPD-00411	4'	5'	4'	Right Center Deck Unit	\$1,325.00	\$1,245.50
		SPD-00415	6'	5'	4'	Right Center Deck Unit	\$2,054.21	\$1,930.96
		SPD-00419	8'	5'	4'	Right Center Deck Unit	\$2,424.41	\$2,278.94
		SPD-00423	4'	5'	8'	Right Center Deck Unit	\$1,969.52	\$1,851.35
		SPD-00427	6'	5'	8'	Right Center Deck Unit	\$2,922.48	\$2,747.13
		SPD-00431	8'	5'	8'	Right Center Deck Unit	\$3,484.81	\$3,275.72
		Right Ct: Includes Deck, support posts & base plates, (handrails & enclosure panels: right only).						
Right: Center		SPD-00435	4'	6'	4'	Right Center Deck Unit	\$1,362.45	\$1,280.70
		SPD-00439	6'	6'	4'	Right Center Deck Unit	\$2,082.38	\$1,957.44
		SPD-00443	8'	6'	4'	Right Center Deck Unit	\$2,458.91	\$2,311.38
		SPD-00447	4'	6'	8'	Right Center Deck Unit	\$2,000.41	\$1,880.38
		SPD-00451	6'	6'	8'	Right Center Deck Unit	\$2,950.65	\$2,773.61
		SPD-00455	8'	6'	8'	Right Center Deck Unit	\$3,519.32	\$3,308.16
		SPD-00483	4'	8'	4'	Right Center Deck Unit	\$1,567.83	\$1,473.76
		SPD-00487	6'	8'	4'	Right Center Deck Unit	\$2,290.87	\$2,153.42
		SPD-00491	8'	8'	4'	Right Center Deck Unit	\$2,868.77	\$2,696.65
		SPD-00495	4'	8'	8'	Right Center Deck Unit	\$2,213.99	\$2,081.15
		SPD-00499	6'	8'	8'	Right Center Deck Unit	\$3,159.14	\$2,969.59
		SPD-00503	8'	8'	8'	Right Center Deck Unit	\$3,929.18	\$3,693.43
		Right Ct: Includes Deck, support posts & base plates, (handrails & enclosure panels: right only).						

**Spohn Ranch
US Communities**

Plaza Deck		Part Number	Width (X)	Height (Y)	Depth (Z)		Price	USC Price
Center: Center		SPD-00388	4'	4'	4'	Center Center Deck Unit	\$998.32	\$938.42
		SPD-00392	6'	4'	4'	Center Center Deck Unit	\$1,554.98	\$1,461.68
		SPD-00396	8'	4'	4'	Center Center Deck Unit	\$1,810.42	\$1,701.79
		SPD-00400	4'	4'	8'	Center Center Deck Unit	\$1,647.76	\$1,548.89
		SPD-00404	6'	4'	8'	Center Center Deck Unit	\$2,423.25	\$2,277.86
		SPD-00408	8'	4'	8'	Center Center Deck Unit	\$2,870.82	\$2,698.57
		SPD-00412	4'	5'	4'	Center Center Deck Unit	\$1,083.45	\$1,018.44
		SPD-00416	6'	5'	4'	Center Center Deck Unit	\$1,664.60	\$1,564.72
		SPD-00420	8'	5'	4'	Center Center Deck Unit	\$1,933.50	\$1,817.49
		SPD-00424	4'	5'	8'	Center Center Deck Unit	\$1,727.98	\$1,624.29
		SPD-00428	6'	5'	8'	Center Center Deck Unit	\$2,532.87	\$2,380.90
		SPD-00432	8'	5'	8'	Center Center Deck Unit	\$2,993.90	\$2,814.27
Center Ct: Includes Deck, support posts & base plates, (handrails & enclosure panels: none).								
Plaza Deck		Part Number	Width (X)	Height (Y)	Depth (Z)		Price	USC Price
Center: Center		SPD-00436	4'	6'	4'	Center Center Deck Unit	\$1,120.89	\$1,053.64
		SPD-00440	6'	6'	4'	Center Center Deck Unit	\$1,692.77	\$1,591.20
		SPD-00444	8'	6'	4'	Center Center Deck Unit	\$1,968.00	\$1,849.82
		SPD-00448	4'	6'	8'	Center Center Deck Unit	\$1,758.85	\$1,653.32
		SPD-00452	6'	6'	8'	Center Center Deck Unit	\$2,561.04	\$2,407.38
		SPD-00456	8'	6'	8'	Center Center Deck Unit	\$3,028.41	\$2,846.70
		SPD-00484	4'	8'	4'	Center Center Deck Unit	\$1,326.27	\$1,246.70
		SPD-00488	6'	8'	4'	Center Center Deck Unit	\$1,901.26	\$1,787.19
		SPD-00492	8'	8'	4'	Center Center Deck Unit	\$2,377.86	\$2,235.19
		SPD-00496	4'	8'	8'	Center Center Deck Unit	\$1,972.43	\$1,854.09
		SPD-00500	6'	8'	8'	Center Center Deck Unit	\$2,769.53	\$2,603.36
		SPD-00504	8'	8'	8'	Center Center Deck Unit	\$3,438.27	\$3,231.97
Center Ct: Includes Deck, support posts & base plates, (handrails & enclosure panels: none).								
Plaza Deck		Part Number	Width (X)	Height (Y)	Depth (Z)		Price	USC Price
Stand-alone: Rear		SPD-00553	4'	4'	4'	Stand-alone Rear Deck Unit	\$2,207.82	\$2,075.35
		SPD-00557	6'	4'	4'	Stand-alone Rear Deck Unit	\$2,919.10	\$2,743.95
		SPD-00561	8'	4'	4'	Stand-alone Rear Deck Unit	\$3,275.83	\$3,079.28
		SPD-00565	4'	4'	8'	Stand-alone Rear Deck Unit	\$3,720.65	\$3,497.41
		SPD-00569	6'	4'	8'	Stand-alone Rear Deck Unit	\$4,644.19	\$4,365.54
		SPD-00573	8'	4'	8'	Stand-alone Rear Deck Unit	\$5,193.06	\$4,881.48
		SPD-00577	4'	5'	4'	Stand-alone Rear Deck Unit	\$2,445.56	\$2,298.82
		SPD-00581	6'	5'	4'	Stand-alone Rear Deck Unit	\$3,186.24	\$2,995.07
		SPD-00585	8'	5'	4'	Stand-alone Rear Deck Unit	\$3,556.44	\$3,343.05
		SPD-00589	4'	5'	8'	Stand-alone Rear Deck Unit	\$4,044.13	\$3,801.48
		SPD-00593	6'	5'	8'	Stand-alone Rear Deck Unit	\$4,997.09	\$4,697.26
		SPD-00597	8'	5'	8'	Stand-alone Rear Deck Unit	\$5,559.42	\$5,225.86
Stand-alone Rr: Deck, support posts & base plates, (handrails & enclosure panels: left right & rear).								
Plaza Deck		Part Number	Width (X)	Height (Y)	Depth (Z)		Price	USC Price
Stand-alone: Rear		SPD-00601	4'	6'	4'	Stand-alone Rear Deck Unit	\$2,523.84	\$2,372.41
		SPD-00605	6'	6'	4'	Stand-alone Rear Deck Unit	\$3,261.81	\$3,066.10
		SPD-00609	8'	6'	4'	Stand-alone Rear Deck Unit	\$3,638.35	\$3,420.05
		SPD-00613	4'	6'	8'	Stand-alone Rear Deck Unit	\$4,129.68	\$3,881.88
		SPD-00617	6'	6'	8'	Stand-alone Rear Deck Unit	\$5,079.90	\$4,775.11
		SPD-00621	8'	6'	8'	Stand-alone Rear Deck Unit	\$5,648.57	\$5,309.65
		SPD-00649	4'	8'	4'	Stand-alone Rear Deck Unit	\$3,117.82	\$2,930.75
		SPD-00653	6'	8'	4'	Stand-alone Rear Deck Unit	\$3,850.70	\$3,619.66
		SPD-00657	8'	8'	4'	Stand-alone Rear Deck Unit	\$4,428.60	\$4,162.88
		SPD-00661	4'	8'	8'	Stand-alone Rear Deck Unit	\$5,116.18	\$4,809.21
		SPD-00665	6'	8'	8'	Stand-alone Rear Deck Unit	\$6,061.34	\$5,697.66
		SPD-00669	8'	8'	8'	Stand-alone Rear Deck Unit	\$6,831.37	\$6,421.49
Stand-alone Rr: Deck, support posts & base plates, (handrails & enclosure panels: left right & rear).								
Plaza Deck		Part Number	Width (X)	Height (Y)	Depth (Z)		Price	USC Price
Left: Rear		SPD-00554	4'	4'	4'	Left Rear Deck Unit	\$1,938.07	\$1,821.78
		SPD-00558	6'	4'	4'	Left Rear Deck Unit	\$2,649.34	\$2,490.38
		SPD-00562	8'	4'	4'	Left Rear Deck Unit	\$3,006.08	\$2,825.71
		SPD-00566	4'	4'	8'	Left Rear Deck Unit	\$3,139.34	\$2,950.98
		SPD-00570	6'	4'	8'	Left Rear Deck Unit	\$4,062.89	\$3,819.11
		SPD-00574	8'	4'	8'	Left Rear Deck Unit	\$4,622.56	\$4,345.21
		SPD-00578	4'	5'	4'	Left Rear Deck Unit	\$2,015.05	\$1,894.15
		SPD-00582	6'	5'	4'	Left Rear Deck Unit	\$2,879.38	\$2,706.62
		SPD-00586	8'	5'	4'	Left Rear Deck Unit	\$3,249.58	\$3,054.61
		SPD-00590	4'	5'	8'	Left Rear Deck Unit	\$3,324.38	\$3,124.90
		SPD-00594	6'	5'	8'	Left Rear Deck Unit	\$4,277.32	\$4,020.68
		SPD-00598	8'	5'	8'	Left Rear Deck Unit	\$4,850.46	\$4,559.43
Left Rr: Includes Deck, support posts & base plates, (handrails & enclosure panels: left & rear).								
Plaza Deck		Part Number	Width (X)	Height (Y)	Depth (Z)		Price	USC Price
Left: Rear		SPD-00602	4'	6'	4'	Left Rear Deck Unit	\$2,218.68	\$2,085.56
		SPD-00606	6'	6'	4'	Left Rear Deck Unit	\$2,956.65	\$2,779.25
		SPD-00610	8'	6'	4'	Left Rear Deck Unit	\$3,333.18	\$3,133.19
		SPD-00614	4'	6'	8'	Left Rear Deck Unit	\$3,462.94	\$3,255.17
		SPD-00618	6'	6'	8'	Left Rear Deck Unit	\$4,413.19	\$4,148.39
		SPD-00622	8'	6'	8'	Left Rear Deck Unit	\$4,992.66	\$4,693.10
		SPD-00650	4'	8'	4'	Left Rear Deck Unit	\$2,763.33	\$2,597.53
		SPD-00654	6'	8'	4'	Left Rear Deck Unit	\$3,496.21	\$3,286.44
		SPD-00658	8'	8'	4'	Left Rear Deck Unit	\$4,074.11	\$3,829.66
		SPD-00662	4'	8'	8'	Left Rear Deck Unit	\$4,311.57	\$4,052.87
		SPD-00666	6'	8'	8'	Left Rear Deck Unit	\$5,256.72	\$4,941.31
		SPD-00670	8'	8'	8'	Left Rear Deck Unit	\$6,037.56	\$5,675.30
Left Rr: Includes Deck, support posts & base plates, (handrails & enclosure panels: left & rear).								






**Spohn Ranch
US Communities**

	Plaza Deck	Part Number	Width (X)	Height (Y)	Depth (Z)		Price	USC Price
Right: Rear		SPD-00555	4'	4'	4'	Right Rear Deck Unit	\$1,938.07	\$1,821.78
		SPD-00559	6'	4'	4'	Right Rear Deck Unit	\$2,649.34	\$2,490.38
		SPD-00563	8'	4'	4'	Right Rear Deck Unit	\$3,006.08	\$2,825.71
		SPD-00567	4'	4'	8'	Right Rear Deck Unit	\$3,139.34	\$2,950.98
		SPD-00571	6'	4'	8'	Right Rear Deck Unit	\$4,062.89	\$3,819.11
		SPD-00575	8'	4'	8'	Right Rear Deck Unit	\$4,622.56	\$4,345.21
		SPD-00579	4'	5'	4'	Right Rear Deck Unit	\$2,015.05	\$1,894.15
		SPD-00583	6'	5'	4'	Right Rear Deck Unit	\$2,879.38	\$2,706.82
		SPD-00587	8'	5'	4'	Right Rear Deck Unit	\$3,249.58	\$3,054.81
		SPD-00591	4'	5'	8'	Right Rear Deck Unit	\$3,324.36	\$3,124.90
		SPD-00595	6'	5'	8'	Right Rear Deck Unit	\$4,277.32	\$4,020.68
		SPD-00599	8'	5'	8'	Right Rear Deck Unit	\$4,850.46	\$4,559.43
Right Rr: Includes Deck, support posts & base plates, (handrails & enclosure panels: right & rear).								
Right: Rear		SPD-00603	4'	6'	4'	Right Rear Deck Unit	\$2,218.68	\$2,085.56
		SPD-00607	6'	6'	4'	Right Rear Deck Unit	\$2,956.65	\$2,779.25
		SPD-00611	8'	6'	4'	Right Rear Deck Unit	\$3,333.18	\$3,133.19
		SPD-00615	4'	6'	8'	Right Rear Deck Unit	\$3,462.94	\$3,255.17
		SPD-00619	6'	6'	8'	Right Rear Deck Unit	\$4,413.19	\$4,148.39
		SPD-00623	8'	6'	8'	Right Rear Deck Unit	\$4,992.66	\$4,693.10
		SPD-00651	4'	8'	4'	Right Rear Deck Unit	\$2,763.33	\$2,597.53
		SPD-00655	6'	8'	4'	Right Rear Deck Unit	\$3,496.21	\$3,286.44
		SPD-00659	8'	8'	4'	Right Rear Deck Unit	\$4,074.11	\$3,829.66
		SPD-00663	4'	8'	8'	Right Rear Deck Unit	\$4,311.57	\$4,052.87
		SPD-00667	6'	8'	8'	Right Rear Deck Unit	\$5,256.72	\$4,941.31
		SPD-00671	8'	8'	8'	Right Rear Deck Unit	\$6,037.56	\$5,675.30
Right Rr: Includes Deck, support posts & base plates, (handrails & enclosure panels: right & rear).								
Center: Rear		SPD-00556	4'	4'	4'	Center Rear Deck Unit	\$1,239.88	\$1,165.48
		SPD-00560	6'	4'	4'	Center Rear Deck Unit	\$1,944.59	\$1,827.82
		SPD-00564	8'	4'	4'	Center Rear Deck Unit	\$2,301.33	\$2,163.25
		SPD-00568	4'	4'	8'	Center Rear Deck Unit	\$1,889.32	\$1,775.96
		SPD-00572	6'	4'	8'	Center Rear Deck Unit	\$2,812.86	\$2,644.09
		SPD-00576	8'	4'	8'	Center Rear Deck Unit	\$3,361.73	\$3,160.03
		SPD-00580	4'	5'	4'	Center Rear Deck Unit	\$1,325.00	\$1,245.50
		SPD-00584	6'	5'	4'	Center Rear Deck Unit	\$2,054.21	\$1,930.96
		SPD-00588	8'	5'	4'	Center Rear Deck Unit	\$2,424.41	\$2,278.94
		SPD-00592	4'	5'	8'	Center Rear Deck Unit	\$1,969.52	\$1,851.35
		SPD-00596	6'	5'	8'	Center Rear Deck Unit	\$2,922.48	\$2,747.13
		SPD-00600	8'	5'	8'	Center Rear Deck Unit	\$3,484.81	\$3,275.72
Center Rr: Includes Deck, support posts & base plates, (handrails & enclosure panels: rear only).								
Center: Rear		SPD-00604	4'	6'	4'	Center Rear Deck Unit	\$1,262.45	\$1,280.70
		SPD-00608	6'	6'	4'	Center Rear Deck Unit	\$2,082.38	\$1,957.44
		SPD-00612	8'	6'	4'	Center Rear Deck Unit	\$2,458.91	\$2,311.38
		SPD-00616	4'	6'	8'	Center Rear Deck Unit	\$2,000.41	\$1,880.38
		SPD-00620	6'	6'	8'	Center Rear Deck Unit	\$2,950.65	\$2,773.61
		SPD-00624	8'	6'	8'	Center Rear Deck Unit	\$3,519.32	\$3,308.16
		SPD-00652	4'	8'	4'	Center Rear Deck Unit	\$1,567.83	\$1,473.76
		SPD-00656	6'	8'	4'	Center Rear Deck Unit	\$2,290.87	\$2,153.42
		SPD-00660	8'	8'	4'	Center Rear Deck Unit	\$2,868.77	\$2,696.65
		SPD-00664	4'	8'	8'	Center Rear Deck Unit	\$2,213.99	\$2,081.15
		SPD-00668	6'	8'	8'	Center Rear Deck Unit	\$3,159.14	\$2,969.59
		SPD-00672	8'	8'	8'	Center Rear Deck Unit	\$3,929.18	\$3,693.43
Center Rr: Includes Deck, support posts & base plates, (handrails & enclosure panels: rear only).								
Stand-alone		SPD-00689	4'	3'	4'	Stand-alone Deck Unit	\$1,930.54	\$1,814.71
		SPD-00693	6'	3'	4'	Stand-alone Deck Unit	\$2,997.93	\$2,818.06
		SPD-00697	4'	3'	8'	Stand-alone Deck Unit	\$3,104.44	\$2,918.17
		SPD-00701	6'	3'	8'	Stand-alone Deck Unit	\$4,587.04	\$4,311.82
		SPD-00705	4'	4'	4'	Stand-alone Deck Unit	\$1,938.07	\$1,821.78
		SPD-00709	6'	4'	4'	Stand-alone Deck Unit	\$3,006.08	\$2,825.71
		SPD-00713	4'	4'	8'	Stand-alone Deck Unit	\$3,139.34	\$2,950.98
		SPD-00717	6'	4'	8'	Stand-alone Deck Unit	\$4,622.56	\$4,345.21
		SPD-00733	8'	5'	8'	Stand-alone Deck Unit	\$4,850.46	\$4,559.43
		SPD-00749	6'	6'	8'	Stand-alone Deck Unit	\$4,992.66	\$4,693.10
		SPD-00765	8'	7'	8'	Stand-alone Deck Unit	\$5,618.72	\$5,281.60
		SPD-00781	6'	8'	8'	Stand-alone Deck Unit	\$6,037.56	\$5,675.30
Stand-alone Hip: Deck, support posts & base plates, (handrails & enclosure panels: left & rear).								
Left		SPD-00674	4'	2'	4'	Left Deck Unit	\$1,152.77	\$1,083.60
		SPD-00678	6'	2'	4'	Left Deck Unit	\$2,136.16	\$2,007.99
		SPD-00682	4'	2'	8'	Left Deck Unit	\$1,805.49	\$1,697.16
		SPD-00686	6'	2'	8'	Left Deck Unit	\$3,196.57	\$3,004.77
		SPD-00690	4'	3'	4'	Left Deck Unit	\$1,239.20	\$1,164.85
		SPD-00694	6'	3'	4'	Left Deck Unit	\$2,300.02	\$2,162.02
		SPD-00698	4'	3'	8'	Left Deck Unit	\$1,888.64	\$1,775.32
		SPD-00702	6'	3'	8'	Left Deck Unit	\$3,360.43	\$3,158.80
		SPD-00706	4'	4'	4'	Left Deck Unit	\$1,239.88	\$1,165.48
		SPD-00710	6'	4'	4'	Left Deck Unit	\$2,301.33	\$2,163.25
		SPD-00714	4'	4'	8'	Left Deck Unit	\$1,889.32	\$1,775.96
		SPD-00718	6'	4'	8'	Left Deck Unit	\$3,361.73	\$3,160.03
Left Hip: Includes Deck, support posts & base plates, (handrails & enclosure panels: rear only).								







**Spohn Ranch
US Communities**

90° Hip deck		Part Number	Width (X)	Height (Y)	Depth (Z)		Price	USC Price
Left		SPD-00722	4'	5'	4'	Left Deck Unit	\$1,325.00	\$1,245.50
		SPD-00726	8'	5'	4'	Left Deck Unit	\$2,424.41	\$2,278.94
		SPD-00730	4'	5'	8'	Left Deck Unit	\$1,969.52	\$1,851.35
		SPD-00734	8'	5'	8'	Left Deck Unit	\$3,484.81	\$3,275.72
		SPD-00738	4'	6'	4'	Left Deck Unit	\$1,362.45	\$1,280.70
		SPD-00742	8'	6'	4'	Left Deck Unit	\$2,458.91	\$2,311.38
		SPD-00746	4'	6'	8'	Left Deck Unit	\$2,000.41	\$1,890.38
		SPD-00750	8'	6'	8'	Left Deck Unit	\$3,519.32	\$3,308.16
		SPD-00770	4'	8'	4'	Left Deck Unit	\$1,567.83	\$1,473.76
		SPD-00774	8'	8'	4'	Left Deck Unit	\$2,868.77	\$2,696.65
		SPD-00778	4'	8'	8'	Left Deck Unit	\$2,213.99	\$2,081.15
		SPD-00782	8'	8'	8'	Left Deck Unit	\$3,929.18	\$3,693.43
		Left Hip: Includes Deck, support posts & base plates, (handrails & enclosure panels: rear only).						
90° Hip deck		Part Number	Width (X)	Height (Y)	Depth (Z)		Price	USC Price
Right		SPD-00675	4'	2'	4'	Right Deck Unit	\$1,152.77	\$1,083.60
		SPD-00679	8'	2'	4'	Right Deck Unit	\$2,626.77	\$2,469.16
		SPD-00683	4'	2'	8'	Right Deck Unit	\$1,805.49	\$1,697.16
		SPD-00687	8'	2'	8'	Right Deck Unit	\$2,136.16	\$2,007.99
		SPD-00691	4'	3'	4'	Right Deck Unit	\$1,239.20	\$1,164.85
		SPD-00695	8'	3'	4'	Right Deck Unit	\$2,300.02	\$2,162.02
		SPD-00699	4'	3'	8'	Right Deck Unit	\$1,888.64	\$1,775.32
		SPD-00703	8'	3'	8'	Right Deck Unit	\$3,360.43	\$3,158.80
		SPD-00707	4'	4'	4'	Right Deck Unit	\$1,239.88	\$1,165.48
		SPD-00711	8'	4'	4'	Right Deck Unit	\$2,301.33	\$2,163.25
		SPD-00715	4'	4'	8'	Right Deck Unit	\$1,889.32	\$1,775.96
		SPD-00719	8'	4'	8'	Right Deck Unit	\$3,361.73	\$3,160.03
		Right Hip: Includes Deck, support posts & base plates, (handrails & enclosure panels: rear only).						
90° Hip deck		Part Number	Width (X)	Height (Y)	Depth (Z)		Price	USC Price
Right		SPD-00723	4'	5'	4'	Right Deck Unit	\$1,325.00	\$1,245.50
		SPD-00727	8'	5'	4'	Right Deck Unit	\$2,424.41	\$2,278.94
		SPD-00731	4'	5'	8'	Right Deck Unit	\$1,969.52	\$1,851.35
		SPD-00735	8'	5'	8'	Right Deck Unit	\$3,484.81	\$3,275.72
		SPD-00739	4'	6'	4'	Right Deck Unit	\$1,362.45	\$1,280.70
		SPD-00743	8'	6'	4'	Right Deck Unit	\$2,458.91	\$2,311.38
		SPD-00747	4'	6'	8'	Right Deck Unit	\$2,000.41	\$1,890.38
		SPD-00751	8'	6'	8'	Right Deck Unit	\$3,519.32	\$3,308.16
		SPD-00771	4'	8'	4'	Right Deck Unit	\$1,567.83	\$1,473.76
		SPD-00775	8'	8'	4'	Right Deck Unit	\$2,868.77	\$2,696.65
		SPD-00779	4'	8'	8'	Right Deck Unit	\$2,213.99	\$2,081.15
		SPD-00783	8'	8'	8'	Right Deck Unit	\$3,929.18	\$3,693.43
		Right Hip: Includes Deck, support posts & base plates, (handrails & enclosure panels: rear only).						
90° Hip deck		Part Number	Width (X)	Height (Y)	Depth (Z)		Price	USC Price
Center		SPD-00676	4'	2'	4'	Center Deck Unit	\$911.21	\$856.54
		SPD-00680	8'	2'	4'	Center Deck Unit	\$2,135.86	\$2,007.71
		SPD-00684	4'	2'	8'	Center Deck Unit	\$1,563.93	\$1,470.09
		SPD-00688	8'	2'	8'	Center Deck Unit	\$1,645.25	\$1,546.54
		SPD-00692	4'	3'	4'	Center Deck Unit	\$997.64	\$937.78
		SPD-00696	8'	3'	4'	Center Deck Unit	\$1,809.12	\$1,700.57
		SPD-00700	4'	3'	8'	Center Deck Unit	\$1,647.08	\$1,548.25
		SPD-00704	8'	3'	8'	Center Deck Unit	\$2,869.52	\$2,697.35
		SPD-00708	4'	4'	4'	Center Deck Unit	\$998.32	\$938.42
		SPD-00712	8'	4'	4'	Center Deck Unit	\$1,810.42	\$1,701.79
		SPD-00716	4'	4'	8'	Center Deck Unit	\$1,647.76	\$1,548.89
		SPD-00720	8'	4'	8'	Center Deck Unit	\$2,870.82	\$2,698.57
		Center Hip: Includes Deck, support posts & base plates, (handrails & enclosure panels: none).						
90° Hip deck		Part Number	Width (X)	Height (Y)	Depth (Z)		Price	USC Price
Center		SPD-00724	4'	5'	4'	Center Deck Unit	\$1,083.45	\$1,018.44
		SPD-00728	8'	5'	4'	Center Deck Unit	\$1,933.50	\$1,817.49
		SPD-00732	4'	5'	8'	Center Deck Unit	\$1,727.96	\$1,624.29
		SPD-00736	8'	5'	8'	Center Deck Unit	\$2,993.90	\$2,814.27
		SPD-00740	4'	6'	4'	Center Deck Unit	\$1,120.89	\$1,053.64
		SPD-00744	8'	6'	4'	Center Deck Unit	\$1,968.00	\$1,849.92
		SPD-00748	4'	6'	8'	Center Deck Unit	\$1,758.85	\$1,653.32
		SPD-00752	8'	6'	8'	Center Deck Unit	\$3,028.41	\$2,846.70
		SPD-00772	4'	8'	4'	Center Deck Unit	\$1,326.27	\$1,246.70
		SPD-00776	8'	8'	4'	Center Deck Unit	\$2,377.86	\$2,235.19
		SPD-00780	4'	8'	8'	Center Deck Unit	\$1,972.43	\$1,854.09
		SPD-00784	8'	8'	8'	Center Deck Unit	\$3,438.27	\$3,231.97
		Center Hip: Includes Deck, support posts & base plates, (handrails & enclosure panels: none).						
22.5° Hip deck		Part Number	Width (X)	Height (Y)	Depth (Z)		Price	USC Price
Center		SPD-00785	8'	2'	4'	Center Deck Unit	\$870.13	\$817.92
		SPD-00786	8'	3'	4'	Center Deck Unit	\$922.08	\$866.75
		SPD-00787	8'	4'	4'	Center Deck Unit	\$974.03	\$915.58
		SPD-00788	8'	5'	4'	Center Deck Unit	\$1,025.97	\$964.41
		SPD-00789	8'	6'	4'	Center Deck Unit	\$1,077.92	\$1,013.25
		SPD-00790	8'	7'	4'	Center Deck Unit	\$1,129.87	\$1,062.08
		SPD-00791	8'	8'	4'	Center Deck Unit	\$1,181.82	\$1,110.91
22.5° Hip: Includes Triangular deck, support posts & base plates, (front enclosure panels).								







**Spoehn Ranch
US Communities**

Tiered Deck Enc. Panels		Part Number	Width (X)	Height (Y)	Depth (Z)		Price	USC Price
Right		SPD-00789	-	-	4'	8' to 6' Deck Side Enclosure Panel	\$1,077.92	\$1,013.25
		SPD-00790	-	-	4'	7' to 6' Deck Side Enclosure Panel	\$1,129.87	\$1,062.08
		SPD-00791	-	-	4'	7' to 5' Deck Side Enclosure Panel	\$1,181.82	\$1,110.91
		SPD-00792	-	-	4'	6' to 5' Deck Side Enclosure Panel	\$359.12	\$337.58
		SPD-00793	-	-	4'	6' to 4' Deck Side Enclosure Panel	\$456.52	\$429.13
		SPD-00794	-	-	4'	5' to 4' Deck Side Enclosure Panel	\$359.12	\$337.58
		SPD-00797	-	-	8'	8' to 6' Deck Side Enclosure Panel	\$703.08	\$660.90
		SPD-00798	-	-	8'	7' to 6' Deck Side Enclosure Panel	\$516.23	\$485.26
		SPD-00799	-	-	8'	7' to 5' Deck Side Enclosure Panel	\$703.08	\$660.90
		SPD-00800	-	-	8'	6' to 5' Deck Side Enclosure Panel	\$516.23	\$485.26
		SPD-00801	-	-	8'	6' to 4' Deck Side Enclosure Panel	\$703.08	\$660.90
		SPD-00802	-	-	8'	5' to 4' Deck Side Enclosure Panel	\$516.23	\$485.26
		Tiered Deck enclosure: Left or right facing panel located between decks when stepped.						
Street Spine Deck / Support		Part Number	Width (X)	Height (Y)	Depth (Z)		Price	USC Price
Center		SPD-00808	4'	3'	0'	Center Deck Unit	\$286.07	\$268.91
		SPD-00809	6'	3'	0'	Center Deck Unit	\$300.35	\$282.33
		SPD-00810	8'	3'	0'	Center Deck Unit	\$390.66	\$367.22
		SPD-00817	4'	4'	0'	Center Deck Unit	\$322.40	\$303.05
		SPD-00818	6'	4'	0'	Center Deck Unit	\$336.68	\$316.48
		SPD-00819	8'	4'	0'	Center Deck Unit	\$452.90	\$425.73
		SPD-00826	4'	5'	0'	Center Deck Unit	\$346.03	\$325.26
		SPD-00827	6'	5'	0'	Center Deck Unit	\$360.31	\$338.69
		SPD-00828	8'	5'	0'	Center Deck Unit	\$459.25	\$431.70
		SPD-00835	4'	6'	0'	Center Deck Unit	\$372.83	\$350.46
		SPD-00836	6'	6'	0'	Center Deck Unit	\$390.29	\$366.87
		SPD-00837	8'	6'	0'	Center Deck Unit	\$471.95	\$443.63
		Spine Deck / Support: Includes deck when applicable & support structure.						
Street Deck		Part Number	Width (X)	Height (Y)	Depth (Z)		Price	USC Price
Stand-alone		SPD-00884	6'	1.5'	4'	Stand-alone Deck Unit	\$2,192.70	\$2,061.14
		SPD-00888	8'	1.5'	4'	Stand-alone Deck Unit	\$2,518.41	\$2,367.31
		SPD-00896	6'	1.5'	6'	Stand-alone Deck Unit	\$2,948.97	\$2,772.03
		SPD-00900	8'	1.5'	6'	Stand-alone Deck Unit	\$2,948.97	\$2,772.03
		SPD-00908	6'	1.5'	8'	Stand-alone Deck Unit	\$3,490.18	\$3,280.77
		SPD-00912	8'	1.5'	8'	Stand-alone Deck Unit	\$4,008.04	\$3,767.55
		SPD-00920	6'	2'	4'	Stand-alone Deck Unit	\$1,922.55	\$1,807.19
		SPD-00924	8'	2'	4'	Stand-alone Deck Unit	\$2,199.41	\$2,067.45
		SPD-00932	6'	2'	6'	Stand-alone Deck Unit	\$2,554.27	\$2,401.01
		SPD-00936	8'	2'	6'	Stand-alone Deck Unit	\$2,948.97	\$2,772.03
		SPD-00944	6'	2'	8'	Stand-alone Deck Unit	\$2,948.97	\$2,772.03
		SPD-00948	8'	2'	8'	Stand-alone Deck Unit	\$3,417.97	\$3,212.89
		Stand-alone: Includes Deck, left & right support structure / enclosure panels.						
Street Deck		Part Number	Width (X)	Height (Y)	Depth (Z)		Price	USC Price
Stand-alone		SPD-00956	6'	2.5'	4'	Stand-alone Deck Unit	\$2,020.05	\$1,898.85
		SPD-00960	8'	2.5'	4'	Stand-alone Deck Unit	\$2,291.34	\$2,153.86
		SPD-00968	6'	2.5'	6'	Stand-alone Deck Unit	\$2,837.12	\$2,666.89
		SPD-00972	8'	2.5'	6'	Stand-alone Deck Unit	\$3,086.58	\$2,901.38
		SPD-00980	6'	2.5'	8'	Stand-alone Deck Unit	\$3,086.58	\$2,901.38
		SPD-00984	8'	2.5'	8'	Stand-alone Deck Unit	\$3,550.00	\$3,337.00
		SPD-00992	6'	3'	4'	Stand-alone Deck Unit	\$2,180.82	\$2,049.97
		SPD-00996	8'	3'	4'	Stand-alone Deck Unit	\$2,451.12	\$2,304.05
		SPD-01004	6'	3'	6'	Stand-alone Deck Unit	\$3,157.76	\$2,968.29
		SPD-01008	8'	3'	6'	Stand-alone Deck Unit	\$3,368.67	\$3,166.55
		SPD-01016	6'	3'	8'	Stand-alone Deck Unit	\$3,368.67	\$3,166.55
		SPD-01020	8'	3'	8'	Stand-alone Deck Unit	\$3,831.11	\$3,601.24
		Stand-alone: Includes Deck, left & right support structure / enclosure panels.						
Street Deck		Part Number	Width (X)	Height (Y)	Depth (Z)		Price	USC Price
Stand-alone		SPD-01064	6'	4'	4'	Stand-alone Deck Unit	\$2,204.35	\$2,072.09
		SPD-01068	8'	4'	4'	Stand-alone Deck Unit	\$2,485.40	\$2,336.28
		SPD-01076	6'	4'	6'	Stand-alone Deck Unit	\$3,189.02	\$2,997.68
		SPD-01080	8'	4'	6'	Stand-alone Deck Unit	\$3,393.45	\$3,189.84
		SPD-01088	6'	4'	8'	Stand-alone Deck Unit	\$3,393.45	\$3,189.84
		SPD-01092	8'	4'	8'	Stand-alone Deck Unit	\$3,866.64	\$3,634.64
		SPD-01100	6'	4.5'	4'	Stand-alone Deck Unit	\$2,314.57	\$2,175.69
		SPD-01104	8'	4.5'	4'	Stand-alone Deck Unit	\$2,609.67	\$2,453.09
		SPD-01112	6'	4.5'	6'	Stand-alone Deck Unit	\$3,348.48	\$3,147.57
		SPD-01116	8'	4.5'	6'	Stand-alone Deck Unit	\$3,563.12	\$3,349.33
		SPD-01124	6'	4.5'	8'	Stand-alone Deck Unit	\$3,563.12	\$3,349.33
		SPD-01128	8'	4.5'	8'	Stand-alone Deck Unit	\$4,059.97	\$3,816.37
		Stand-alone: Includes Deck, left & right support structure / enclosure panels.						

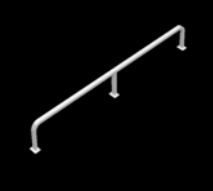

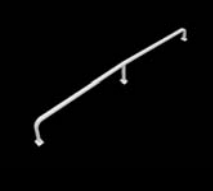
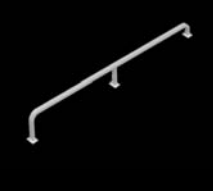
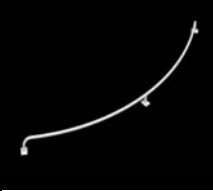
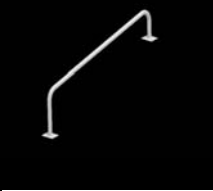
**Spoehn Ranch
US Communities**

Street Deck		Part Number	Width (X)	Height (Y)	Depth (Z)		Price	USC Price		
Left		SPD-00885	6'	1.5'	4'	Left Deck Unit	\$1,922.21	\$1,806.88		
		SPD-00889	8'	1.5'	4'	Left Deck Unit	\$2,205.07	\$2,072.77		
		SPD-00897	6'	1.5'	6'	Left Deck Unit	\$2,793.42	\$2,625.82		
		SPD-00901	8'	1.5'	6'	Left Deck Unit	\$2,879.62	\$2,706.85		
		SPD-00909	6'	1.5'	8'	Left Deck Unit	\$2,879.62	\$2,706.85		
		SPD-00913	8'	1.5'	8'	Left Deck Unit	\$3,344.55	\$3,143.88		
		SPD-00921	6'	2'	4'	Left Deck Unit	\$1,922.21	\$1,806.88		
		SPD-00925	8'	2'	4'	Left Deck Unit	\$2,205.07	\$2,072.77		
		SPD-00933	6'	2'	6'	Left Deck Unit	\$2,550.99	\$2,397.93		
		SPD-00937	8'	2'	6'	Left Deck Unit	\$2,879.62	\$2,706.85		
		SPD-00945	6'	2'	8'	Left Deck Unit	\$2,879.62	\$2,706.85		
		SPD-00949	8'	2'	8'	Left Deck Unit	\$3,344.55	\$3,143.88		
		Left: Includes Deck & left support structure / enclosure panel.								
		Street Deck		Part Number	Width (X)	Height (Y)	Depth (Z)		Price	USC Price
Left		SPD-00957	6'	2.5'	4'	Left Deck Unit	\$2,030.95	\$1,909.09		
		SPD-00961	8'	2.5'	4'	Left Deck Unit	\$2,302.66	\$2,164.50		
		SPD-00969	6'	2.5'	6'	Left Deck Unit	\$2,826.62	\$2,657.02		
		SPD-00973	8'	2.5'	6'	Left Deck Unit	\$2,995.67	\$2,815.93		
		SPD-00981	6'	2.5'	8'	Left Deck Unit	\$2,995.67	\$2,815.93		
		SPD-00985	8'	2.5'	8'	Left Deck Unit	\$3,462.19	\$3,254.46		
		SPD-00993	6'	3'	4'	Left Deck Unit	\$2,229.01	\$2,095.27		
		SPD-00997	8'	3'	4'	Left Deck Unit	\$2,498.75	\$2,348.82		
		SPD-01005	6'	3'	6'	Left Deck Unit	\$3,030.40	\$2,848.58		
		SPD-01009	8'	3'	6'	Left Deck Unit	\$3,271.70	\$3,075.40		
		SPD-01017	6'	3'	8'	Left Deck Unit	\$3,271.70	\$3,075.40		
		SPD-01021	8'	3'	8'	Left Deck Unit	\$3,718.95	\$3,495.81		
		Left: Includes Deck & left support structure / enclosure panel.								
		Street Deck		Part Number	Width (X)	Height (Y)	Depth (Z)		Price	USC Price
Left		SPD-01065	6'	4'	4'	Left Deck Unit	\$2,272.00	\$2,135.68		
		SPD-01069	8'	4'	4'	Left Deck Unit	\$2,563.23	\$2,409.44		
		SPD-01077	6'	4'	6'	Left Deck Unit	\$3,077.26	\$2,892.62		
		SPD-01081	8'	4'	6'	Left Deck Unit	\$3,340.05	\$3,139.65		
		SPD-01089	6'	4'	8'	Left Deck Unit	\$3,340.05	\$3,139.65		
		SPD-01093	8'	4'	8'	Left Deck Unit	\$3,784.05	\$3,557.01		
		SPD-01101	6'	4.5'	4'	Left Deck Unit	\$2,385.60	\$2,242.46		
		SPD-01105	8'	4.5'	4'	Left Deck Unit	\$2,691.39	\$2,529.91		
		SPD-01113	6'	4.5'	6'	Left Deck Unit	\$3,231.12	\$3,037.25		
		SPD-01117	8'	4.5'	6'	Left Deck Unit	\$3,507.06	\$3,296.63		
		SPD-01125	6'	4.5'	8'	Left Deck Unit	\$3,507.06	\$3,296.63		
		SPD-01129	8'	4.5'	8'	Left Deck Unit	\$3,973.26	\$3,734.86		
		Left: Includes Deck & left support structure / enclosure panel.								
		Street Deck		Part Number	Width (X)	Height (Y)	Depth (Z)		Price	USC Price
Right		SPD-00886	6'	1.5'	4'	Right Deck Unit	\$1,922.21	\$1,806.88		
		SPD-00890	8'	1.5'	4'	Right Deck Unit	\$2,205.07	\$2,072.77		
		SPD-00898	6'	1.5'	6'	Right Deck Unit	\$2,793.42	\$2,625.82		
		SPD-00902	8'	1.5'	6'	Right Deck Unit	\$2,879.62	\$2,706.85		
		SPD-00910	6'	1.5'	8'	Right Deck Unit	\$2,879.62	\$2,706.85		
		SPD-00914	8'	1.5'	8'	Right Deck Unit	\$3,344.55	\$3,143.88		
		SPD-00922	6'	2'	4'	Right Deck Unit	\$1,922.21	\$1,806.88		
		SPD-00926	8'	2'	4'	Right Deck Unit	\$2,205.07	\$2,072.77		
		SPD-00934	6'	2'	6'	Right Deck Unit	\$2,550.99	\$2,397.93		
		SPD-00938	8'	2'	6'	Right Deck Unit	\$2,879.62	\$2,706.85		
		SPD-00946	6'	2'	8'	Right Deck Unit	\$2,879.62	\$2,706.85		
		SPD-00950	8'	2'	8'	Right Deck Unit	\$3,344.55	\$3,143.88		
		Right: Includes Deck & right support structure / enclosure panel.								
		Street Deck		Part Number	Width (X)	Height (Y)	Depth (Z)		Price	USC Price
Right		SPD-00958	6'	2.5'	4'	Right Deck Unit	\$2,030.95	\$1,909.09		
		SPD-00962	8'	2.5'	4'	Right Deck Unit	\$2,302.66	\$2,164.50		
		SPD-00970	6'	2.5'	6'	Right Deck Unit	\$2,826.62	\$2,657.02		
		SPD-00974	8'	2.5'	6'	Right Deck Unit	\$2,995.67	\$2,815.93		
		SPD-00982	6'	2.5'	8'	Right Deck Unit	\$2,995.67	\$2,815.93		
		SPD-00986	8'	2.5'	8'	Right Deck Unit	\$3,462.19	\$3,254.46		
		SPD-00994	6'	3'	4'	Right Deck Unit	\$2,229.01	\$2,095.27		
		SPD-00998	8'	3'	4'	Right Deck Unit	\$2,498.75	\$2,348.82		
		SPD-01006	6'	3'	6'	Right Deck Unit	\$3,030.40	\$2,848.58		
		SPD-01010	8'	3'	6'	Right Deck Unit	\$3,271.70	\$3,075.40		
		SPD-01018	6'	3'	8'	Right Deck Unit	\$3,271.70	\$3,075.40		
		SPD-01022	8'	3'	8'	Right Deck Unit	\$3,718.95	\$3,495.81		
		Right: Includes Deck & right support structure / enclosure panel.								
		Street Deck		Part Number	Width (X)	Height (Y)	Depth (Z)		Price	USC Price
Right		SPD-01066	6'	4'	4'	Right Deck Unit	\$2,272.00	\$2,135.68		
		SPD-01070	8'	4'	4'	Right Deck Unit	\$2,563.23	\$2,409.44		
		SPD-01078	6'	4'	6'	Right Deck Unit	\$3,077.26	\$2,892.62		
		SPD-01082	8'	4'	6'	Right Deck Unit	\$3,340.05	\$3,139.65		
		SPD-01090	6'	4'	8'	Right Deck Unit	\$3,340.05	\$3,139.65		
		SPD-01094	8'	4'	8'	Right Deck Unit	\$3,784.05	\$3,557.01		
		SPD-01102	6'	4.5'	4'	Right Deck Unit	\$2,385.60	\$2,242.46		
		SPD-01106	8'	4.5'	4'	Right Deck Unit	\$2,691.39	\$2,529.91		
		SPD-01114	6'	4.5'	6'	Right Deck Unit	\$3,231.12	\$3,037.25		
		SPD-01118	8'	4.5'	6'	Right Deck Unit	\$3,507.06	\$3,296.63		
		SPD-01126	6'	4.5'	8'	Right Deck Unit	\$3,507.06	\$3,296.63		
		SPD-01130	8'	4.5'	8'	Right Deck Unit	\$3,973.26	\$3,734.86		
		Right: Includes Deck & right support structure / enclosure panel.								

**Spoehn Ranch
US Communities**

Street Deck		Part Number	Width (X)	Height (Y)	Depth (Z)		Price	USC Price		
Center		SPD-00887	6'	1.5'	4'	Center Deck Unit	\$1,719.98	\$1,616.78		
		SPD-00891	8'	1.5'	4'	Center Deck Unit	\$1,996.85	\$1,877.04		
		SPD-00899	6'	1.5'	6'	Center Deck Unit	\$2,770.62	\$2,604.38		
		SPD-00903	8'	1.5'	6'	Center Deck Unit	\$2,606.58	\$2,450.19		
		SPD-00911	6'	1.5'	8'	Center Deck Unit	\$2,606.58	\$2,450.19		
		SPD-00915	8'	1.5'	8'	Center Deck Unit	\$3,098.39	\$2,912.49		
		SPD-00923	6'	2'	4'	Center Deck Unit	\$1,719.98	\$1,616.78		
		SPD-00927	8'	2'	4'	Center Deck Unit	\$1,996.85	\$1,877.04		
		SPD-00935	6'	2'	6'	Center Deck Unit	\$2,528.18	\$2,376.49		
		SPD-00939	8'	2'	6'	Center Deck Unit	\$2,606.58	\$2,450.19		
		SPD-00947	6'	2'	8'	Center Deck Unit	\$2,606.58	\$2,450.19		
		SPD-00951	8'	2'	8'	Center Deck Unit	\$3,098.39	\$2,912.49		
		Center: Includes Deck & interior support structure.								
Street Deck		Part Number	Width (X)	Height (Y)	Depth (Z)		Price	USC Price		
Center		SPD-00959	6'	2.5'	4'	Center Deck Unit	\$1,783.35	\$1,676.35		
		SPD-00963	8'	2.5'	4'	Center Deck Unit	\$2,119.62	\$1,992.44		
		SPD-00971	6'	2.5'	6'	Center Deck Unit	\$2,441.93	\$2,295.42		
		SPD-00975	8'	2.5'	6'	Center Deck Unit	\$2,684.79	\$2,523.70		
		SPD-00983	6'	2.5'	8'	Center Deck Unit	\$2,684.79	\$2,523.70		
		SPD-00987	8'	2.5'	8'	Center Deck Unit	\$3,374.37	\$3,171.91		
		SPD-00995	6'	3'	4'	Center Deck Unit	\$1,866.79	\$1,773.58		
		SPD-00999	8'	3'	4'	Center Deck Unit	\$2,157.09	\$2,027.67		
		SPD-01007	6'	3'	6'	Center Deck Unit	\$2,603.30	\$2,447.10		
		SPD-01011	8'	3'	6'	Center Deck Unit	\$2,845.17	\$2,674.46		
		SPD-01019	6'	3'	8'	Center Deck Unit	\$2,845.17	\$2,674.46		
		SPD-01023	8'	3'	8'	Center Deck Unit	\$3,307.61	\$3,109.15		
		Center: Includes Deck & interior support structure.								
Street Deck		Part Number	Width (X)	Height (Y)	Depth (Z)		Price	USC Price		
Center		SPD-01067	6'	4'	4'	Center Deck Unit	\$1,912.07	\$1,797.35		
		SPD-01071	8'	4'	4'	Center Deck Unit	\$2,193.13	\$2,061.54		
		SPD-01079	6'	4'	6'	Center Deck Unit	\$2,644.59	\$2,485.92		
		SPD-01083	8'	4'	6'	Center Deck Unit	\$2,897.21	\$2,723.37		
		SPD-01091	6'	4'	8'	Center Deck Unit	\$2,897.21	\$2,723.37		
		SPD-01095	8'	4'	8'	Center Deck Unit	\$3,370.39	\$3,168.17		
		Center: Includes Deck & interior support structure.								
Euro Gap		Part Number	Width (X)	Height (Y)	Angle ° (Z)		Price	USC Price		
Stand-alone		SPE-00001	4'	2'	15°	Stand-alone	\$2,817.23	\$2,648.20		
		SPE-00002	6'	2'	15°	Stand-alone	\$3,644.32	\$3,425.66		
		SPE-00003	8'	2'	15°	Stand-alone	\$4,537.68	\$4,265.42		
		SPE-00025	4'	3'	20°	Stand-alone	\$3,076.18	\$2,891.61		
		SPE-00026	6'	3'	20°	Stand-alone	\$4,030.72	\$3,788.88		
		SPE-00027	8'	3'	20°	Stand-alone	\$4,833.10	\$4,543.11		
		SPE-00034	4'	4'	20°	Stand-alone	\$3,461.74	\$3,254.03		
		SPE-00035	6'	4'	20°	Stand-alone	\$4,406.46	\$4,142.07		
		SPE-00036	8'	4'	20°	Stand-alone	\$5,206.38	\$4,894.00		
		SPE-00049	4'	3'	25°	Stand-alone	\$3,076.18	\$2,891.61		
		SPE-00050	6'	3'	25°	Stand-alone	\$4,030.72	\$3,788.88		
		SPE-00051	8'	3'	25°	Stand-alone	\$4,833.10	\$4,543.11		
		Stand-alone: Includes Wedge, deck, threshold, left & right enclosure panels.								
		Euro Gap		Part Number	Width (X)	Height (Y)	Angle ° (Z)		Price	USC Price
		Stand-alone		SPE-00055	4'	4'	25°	Stand-alone	\$3,461.74	\$3,254.03
SPE-00056	6'			4'	25°	Stand-alone	\$4,406.46	\$4,142.07		
SPE-00057	8'			4'	25°	Stand-alone	\$5,206.38	\$4,894.00		
SPE-00058	4'			5'	25°	Stand-alone	\$4,011.49	\$3,770.80		
SPE-00059	6'			5'	25°	Stand-alone	\$5,009.76	\$4,709.18		
SPE-00060	8'			5'	25°	Stand-alone	\$5,873.13	\$5,520.74		
SPE-00061	4'			6'	25°	Stand-alone	\$4,355.32	\$4,094.00		
SPE-00062	6'			6'	25°	Stand-alone	\$5,383.08	\$5,060.10		
SPE-00063	8'			6'	25°	Stand-alone	\$6,271.08	\$5,894.82		
SPE-00076	4'			4'	30°	Stand-alone	\$3,461.74	\$3,254.03		
SPE-00077	6'			4'	30°	Stand-alone	\$4,406.46	\$4,142.07		
SPE-00078	8'			4'	30°	Stand-alone	\$5,206.38	\$4,894.00		
Stand-alone: Includes Wedge, deck, threshold, left & right enclosure panels.										
Euro Gap		Part Number	Width (X)	Height (Y)	Angle ° (Z)		Price	USC Price		
Stand-alone		SPE-00079	4'	5'	30°	Stand-alone	\$4,011.49	\$3,770.80		
		SPE-00080	6'	5'	30°	Stand-alone	\$5,009.76	\$4,709.18		
		SPE-00081	8'	5'	30°	Stand-alone	\$5,873.13	\$5,520.74		
		SPE-00082	4'	6'	30°	Stand-alone	\$4,355.32	\$4,094.00		
		SPE-00083	6'	6'	30°	Stand-alone	\$5,383.08	\$5,060.10		
		SPE-00084	8'	6'	30°	Stand-alone	\$6,271.08	\$5,894.82		
		SPE-00100	4'	5'	35°	Stand-alone	\$4,011.49	\$3,770.80		
		SPE-00101	6'	5'	35°	Stand-alone	\$5,009.76	\$4,709.18		
		SPE-00102	8'	5'	35°	Stand-alone	\$5,873.13	\$5,520.74		
		SPE-00103	4'	6'	35°	Stand-alone	\$4,355.32	\$4,094.00		
		SPE-00104	6'	6'	35°	Stand-alone	\$5,383.08	\$5,060.10		
		SPE-00105	8'	6'	35°	Stand-alone	\$6,271.08	\$5,894.82		
		Stand-alone: Includes Wedge, deck, threshold, left & right enclosure panels.								












**Spohn Ranch
US Communities**

Grind Rails		Part Number	Width (X)	Height (Y)	Deck (Z)		Price	USC Price		
Ground: 2" Round		SPG-00006	8'	1.5'	2" Round	Straight	\$311.69	\$292.99		
		SPG-00007	10'	1.5'	2" Round	Straight	\$389.61	\$366.23		
		SPG-00008	12'	1.5'	2" Round	Straight	\$436.36	\$410.18		
		SPG-00009	6'	2'	2" Round	Straight	\$233.77	\$219.74		
		SPG-00010	8'	2'	2" Round	Straight	\$311.69	\$292.99		
		SPG-00011	10'	2'	2" Round	Straight	\$389.61	\$366.23		
		SPG-00012	12'	2'	2" Round	Straight	\$436.36	\$410.18		
		SPG-00014	12'	1.5'	2" Round	Single Kink	\$436.36	\$410.18		
		SPG-00015	14'	1.5'	2" Round	Single Kink	\$509.09	\$478.54		
		SPG-00017	16'	1.5'	2" Round	Double kink	\$581.82	\$546.91		
		SPG-00018	18'	1.5'	2" Round	Double kink	\$649.35	\$610.39		
		Grindrail and attachment hardware only.								
		Grind Rails		Part Number	Width (X)	Height (Y)	Deck (Z)		Price	USC Price
Ground: 2" x 4"		SPG-00025	6'	1'	2" x 4"	Straight	\$233.77	\$219.74		
		SPG-00026	8'	1'	2" x 4"	Straight	\$311.69	\$292.99		
		SPG-00027	10'	1'	2" x 4"	Straight	\$389.61	\$366.23		
		SPG-00028	12'	1'	2" x 4"	Straight	\$436.36	\$410.18		
		SPG-00030	8'	1.5'	2" x 4"	Straight	\$311.69	\$292.99		
		SPG-00031	10'	1.5'	2" x 4"	Straight	\$389.61	\$366.23		
		SPG-00032	12'	1.5'	2" x 4"	Straight	\$436.36	\$410.18		
		SPG-00033	6'	2'	2" x 4"	Straight	\$233.77	\$219.74		
		SPG-00034	8'	2'	2" x 4"	Straight	\$311.69	\$292.99		
		SPG-00035	10'	2'	2" x 4"	Straight	\$389.61	\$366.23		
		SPG-00036	12'	2'	2" x 4"	Straight	\$436.36	\$410.18		
		SPG-00037	16'	2'	2" x 4"	Straight	\$581.82	\$546.91		
		Grindrail and attachment hardware only.								
Grind Rails		Part Number	Width (X)	Height (Y)	Deck (Z)		Price	USC Price		
Ground: Kinked		SPG-00038	10'	1.5' to 1"	2" x 4"	Single Kink	\$389.61	\$366.23		
		SPG-00039	12'	1.5' to 1"	2" x 4"	Single Kink	\$436.36	\$410.18		
		SPG-00040	16'	1.5' to 1"	2" x 4"	Single Kink	\$581.82	\$546.91		
		SPG-00041	20'	1.5' to 1"	2" x 4"	Single Kink	\$727.27	\$683.64		
		SPG-00042	12'	2' to 1.5'	2" x 4"	Single Kink	\$436.36	\$410.18		
		SPG-00043	16'	2' to 1.5'	2" x 4"	Single Kink	\$581.82	\$546.91		
		SPG-00044	20'	2' to 1.5'	2" x 4"	Single Kink	\$727.27	\$683.64		
		SPG-00045	14'	1.5' to 1"	2" x 4"	Double kink	\$509.09	\$478.54		
		SPG-00046	16'	1.5' to 1"	2" x 4"	Double kink	\$581.82	\$546.91		
		SPG-00047	18'	1.5' to 1"	2" x 4"	Double kink	\$649.35	\$610.39		
		Grindrail and attachment hardware only.								
		Grind Rails		Part Number	Width (X)	Height (Y)	Deck (Z)		Price	USC Price
		Ground: Raked		SPG-00048	6'	1.5' to 1"	2" x 4"	Raked	\$283.34	\$266.34
SPG-00050	10'			1.5' to 1"	2" x 4"	Raked	\$472.23	\$443.90		
SPG-00051	12'			1.5' to 1"	2" x 4"	Raked	\$528.90	\$497.16		
SPG-00052	16'			1.5' to 1"	2" x 4"	Raked	\$705.20	\$662.88		
SPG-00054	10'			2' to 1"	2" x 4"	Raked	\$472.23	\$443.90		
SPG-00055	12'			2' to 1"	2" x 4"	Raked	\$528.90	\$497.16		
SPG-00056	16'			2' to 1"	2" x 4"	Raked	\$705.20	\$662.88		
Grindrail and attachment hardware only.										
Grind Rails		Part Number	Width (X)	Height (Y)	Deck (Z)		Price	USC Price		
Ground: Curved		SPG-00021	20'	1"	2" Round	Curved	\$881.50	\$828.61		
		SPG-00057	12'	1"	2" x 4"	Curved	\$528.90	\$497.16		
		SPG-00058	16'	1"	2" x 4"	Curved	\$705.20	\$662.88		
		SPG-00060	12'	1.5'	2" x 4"	Curved	\$528.90	\$497.16		
		SPG-00061	16'	1.5'	2" x 4"	Curved	\$705.20	\$662.88		
		Grindrail and attachment hardware only.								
Grind Rail: Ramp		Part Number	Width (X)	Height (Y)	Deck (Z)		Price	USC Price		
Raked		SPG-00063	8'	2'	0'	15° Ramp: 2" Round	\$377.78	\$355.12		
		SPG-00065	10'	2.5'	0'	15° Ramp: 2" Round	\$472.23	\$443.90		
		SPG-00066	8'	2.5'	0'	20° Ramp: 2" Round	\$377.78	\$355.12		
		SPG-00068	12'	3'	0'	15° Ramp: 2" Round	\$528.90	\$497.16		
		SPG-00069	10'	3'	0'	20° Ramp: 2" Round	\$472.23	\$443.90		
		SPG-00070	8'	3'	0'	25° Ramp: 2" Round	\$377.78	\$355.12		
		SPG-00072	10'	3.5'	0'	20° Ramp: 2" Round	\$472.23	\$443.90		
		SPG-00073	8'	3.5'	0'	25° Ramp: 2" Round	\$377.78	\$355.12		
		SPG-00075	12'	4'	0'	25° Ramp: 2" Round	\$528.90	\$497.16		
		SPG-00077	16'	5'	0'	25° Ramp: 2" Round	\$705.20	\$662.88		
		SPG-00078	18'	6'	0'	25° Ramp: 2" Round	\$787.05	\$739.83		
SPG-00080	20'	8'	0'	25° Ramp: 2" Round	\$881.50	\$828.61				
Grindrail only.										







**Spohn Ranch
US Communities**

Grind Rail: Ramp		Part Number	Width (X)	Height (Y)	Deck (Z)		Price	USC Price
Raked		SPG-00133	8'	2'	0'	15° Ramp: 2' x 3' Rectangular	\$324.36	\$304.90
		SPG-00135	10'	2.5'	0'	15° Ramp: 2' x 3' Rectangular	\$405.45	\$381.12
		SPG-00136	8'	2.5'	0'	20° Ramp: 2' x 3' Rectangular	\$324.36	\$304.90
		SPG-00138	12'	3'	0'	15° Ramp: 2' x 3' Rectangular	\$454.10	\$426.86
		SPG-00139	10'	3'	0'	20° Ramp: 2' x 3' Rectangular	\$405.45	\$381.12
		SPG-00140	8'	3'	0'	25° Ramp: 2' x 3' Rectangular	\$324.36	\$304.90
		SPG-00142	10'	3.5'	0'	20° Ramp: 2' x 3' Rectangular	\$405.45	\$381.12
		SPG-00143	8'	3.5'	0'	25° Ramp: 2' x 3' Rectangular	\$324.36	\$304.90
		SPG-00145	12'	4'	0'	25° Ramp: 2' x 3' Rectangular	\$454.10	\$426.86
		SPG-00147	16'	5'	0'	25° Ramp: 2' x 3' Rectangular	\$605.47	\$569.14
		SPG-00148	18'	6'	0'	25° Ramp: 2' x 3' Rectangular	\$675.75	\$635.21
SPG-00150	20'	8'	0'	25° Ramp: 2' x 3' Rectangular	\$756.84	\$711.43		
Grindrail only.								
Grind Rail: Ramp		Part Number	Width (X)	Height (Y)	Depth (Z)		Price	USC Price
Single Kink		SPG-00081	14'	2'	6'	15° Ramp: 2' Round	\$617.05	\$580.02
		SPG-00082	16'	2'	8'	15° Ramp: 2' Round	\$705.20	\$662.88
		SPG-00083	12'	2'	6'	20° Ramp: 2' Round	\$528.90	\$497.16
		SPG-00085	16'	2.5'	6'	15° Ramp: 2' Round	\$705.20	\$662.88
		SPG-00086	18'	2.5'	8'	15° Ramp: 2' Round	\$787.05	\$739.83
		SPG-00087	14'	2.5'	6'	20° Ramp: 2' Round	\$617.05	\$580.02
		SPG-00091	18'	3'	6'	15° Ramp: 2' Round	\$787.05	\$739.83
		SPG-00093	16'	3'	6'	20° Ramp: 2' Round	\$705.20	\$662.88
		SPG-00095	14'	3'	6'	25° Ramp: 2' Round	\$617.05	\$580.02
		SPG-00097	20'	3.5'	6'	15° Ramp: 2' Round	\$881.50	\$828.61
		SPG-00099	16'	3.5'	6'	20° Ramp: 2' Round	\$705.20	\$662.88
SPG-00101	14'	3.5'	6'	25° Ramp: 2' Round	\$617.05	\$580.02		
Grindrail only.								
Grind Rail: Ramp		Part Number	Width (X)	Height (Y)	Deck (Z)		Price	USC Price
Single Kink		SPG-00151	14'	2'	6'	15° Ramp: 2' x 3' Rectangular	\$617.05	\$580.02
		SPG-00152	16'	2'	8'	15° Ramp: 2' x 3' Rectangular	\$705.20	\$662.88
		SPG-00153	12'	2'	6'	20° Ramp: 2' x 3' Rectangular	\$528.90	\$497.16
		SPG-00155	16'	2.5'	6'	15° Ramp: 2' x 3' Rectangular	\$705.20	\$662.88
		SPG-00156	18'	2.5'	8'	15° Ramp: 2' x 3' Rectangular	\$787.05	\$739.83
		SPG-00157	14'	2.5'	6'	20° Ramp: 2' x 3' Rectangular	\$617.05	\$580.02
		SPG-00161	18'	3'	6'	15° Ramp: 2' x 3' Rectangular	\$787.05	\$739.83
		SPG-00163	16'	3'	6'	20° Ramp: 2' x 3' Rectangular	\$705.20	\$662.88
		SPG-00165	14'	3'	6'	25° Ramp: 2' x 3' Rectangular	\$617.05	\$580.02
		SPG-00167	20'	3.5'	6'	15° Ramp: 2' x 3' Rectangular	\$881.50	\$828.61
		SPG-00169	16'	3.5'	6'	20° Ramp: 2' x 3' Rectangular	\$705.20	\$662.88
SPG-00171	14'	3.5'	6'	25° Ramp: 2' x 3' Rectangular	\$617.05	\$580.02		
Grindrail only.								
Grind Rail: Ramp		Part Number	Width (X)	Height (Y)	Deck (Z)		Price	USC Price
Double Kink		SPG-00107	22'	2'	6'	15° Ramp: 2' Round	\$969.65	\$911.47
		SPG-00108	24'	2'	8'	15° Ramp: 2' Round	\$1,057.80	\$994.33
		SPG-00109	18'	2'	6'	20° Ramp: 2' Round	\$787.05	\$739.83
		SPG-00111	26'	2.5'	6'	15° Ramp: 2' Round	\$1,145.94	\$1,077.19
		SPG-00112	28'	2.5'	8'	15° Ramp: 2' Round	\$1,234.09	\$1,160.05
		SPG-00113	22'	2.5'	6'	20° Ramp: 2' Round	\$969.65	\$911.47
		SPG-00117	30'	3'	6'	15° Ramp: 2' Round	\$1,322.24	\$1,242.91
		SPG-00119	26'	3'	6'	20° Ramp: 2' Round	\$1,145.94	\$1,077.19
		SPG-00121	22'	3'	6'	25° Ramp: 2' Round	\$969.65	\$911.47
		SPG-00123	34'	3.5'	6'	15° Ramp: 2' Round	\$1,498.54	\$1,408.63
		SPG-00125	26'	3.5'	6'	20° Ramp: 2' Round	\$1,145.94	\$1,077.19
SPG-00127	22'	3.5'	6'	25° Ramp: 2' Round	\$969.65	\$911.47		
Grindrail only.								
Grind Rails		Part Number	Width (X)	Height (Y)	Deck (Z)		Price	USC Price
Double Kink		SPG-00177	22'	2'	6'	15° Ramp: 2' x 3' Rectangular	\$969.65	\$911.47
		SPG-00178	24'	2'	8'	15° Ramp: 2' x 3' Rectangular	\$1,057.80	\$994.33
		SPG-00179	18'	2'	6'	20° Ramp: 2' x 3' Rectangular	\$787.05	\$739.83
		SPG-00181	26'	2.5'	6'	15° Ramp: 2' x 3' Rectangular	\$1,145.94	\$1,077.19
		SPG-00182	28'	2.5'	8'	15° Ramp: 2' x 3' Rectangular	\$1,234.09	\$1,160.05
		SPG-00183	22'	2.5'	6'	20° Ramp: 2' x 3' Rectangular	\$969.65	\$911.47
		SPG-00187	30'	3'	6'	15° Ramp: 2' x 3' Rectangular	\$1,322.24	\$1,242.91
		SPG-00189	26'	3'	6'	20° Ramp: 2' x 3' Rectangular	\$1,145.94	\$1,077.19
		SPG-00191	22'	3'	6'	25° Ramp: 2' x 3' Rectangular	\$969.65	\$911.47
		SPG-00193	34'	3.5'	6'	15° Ramp: 2' x 3' Rectangular	\$1,498.54	\$1,408.63
		SPG-00195	26'	3.5'	6'	20° Ramp: 2' x 3' Rectangular	\$1,145.94	\$1,077.19
SPG-00197	22'	3.5'	6'	25° Ramp: 2' x 3' Rectangular	\$969.65	\$911.47		
Grindrail only.								
Hump: Street		Part Number	Width (X)	Height (Y)	Radii (Z)		Price	USC Price
Stand-alone		SPH-00001	4'	2'	5' - 8'	Stand-alone Section	\$4,898.91	\$4,604.97
		SPH-00002	6'	2'	5' - 8'	Stand-alone Section	\$6,347.70	\$5,966.84
		SPH-00003	8'	2'	5' - 8'	Stand-alone Section	\$7,893.53	\$7,419.92
		SPH-00004	4'	3'	5' - 8'	Stand-alone Section	\$5,642.48	\$5,303.93
		SPH-00005	6'	3'	5' - 8'	Stand-alone Section	\$7,327.76	\$6,888.09
		SPH-00006	8'	3'	5' - 8'	Stand-alone Section	\$8,709.96	\$8,187.36
		SPH-00007	4'	4'	5' - 8'	Stand-alone Section	\$6,508.88	\$6,118.33
		SPH-00008	6'	4'	5' - 8'	Stand-alone Section	\$8,223.45	\$7,730.04
		SPH-00009	8'	4'	5' - 8'	Stand-alone Section	\$9,632.60	\$9,054.64
4', 6', 8', Stand-alone: Includes Hump section, 2-thresholds, left & right side enclosures.								







**Spoehn Ranch
US Communities**

Hump: Street		Part Number	Width (X)	Height (Y)	Radii (Z)		Price	USC Price
Right & Left		SPH-00010	4'	2'	5' - 8'	Single-sided Section	\$4,213.11	\$3,960.32
		SPH-00011	6'	2'	5' - 8'	Single-sided Section	\$5,635.19	\$5,297.08
		SPH-00012	8'	2'	5' - 8'	Single-sided Section	\$7,151.83	\$6,722.72
		SPH-00013	4'	3'	5' - 8'	Single-sided Section	\$4,692.21	\$4,410.68
		SPH-00014	6'	3'	5' - 8'	Single-sided Section	\$6,364.79	\$5,982.90
		SPH-00015	8'	3'	5' - 8'	Single-sided Section	\$7,731.12	\$7,267.25
		SPH-00016	4'	4'	5' - 8'	Single-sided Section	\$5,125.25	\$4,817.73
		SPH-00017	6'	4'	5' - 8'	Single-sided Section	\$6,800.14	\$6,392.13
		SPH-00018	8'	4'	5' - 8'	Single-sided Section	\$8,175.42	\$7,684.90
		4', 6', 8', Single-sided: Includes Hump section, 2-thresholds, left or right side enclosures.						
Hump: Street		Part Number	Width (X)	Height (Y)	Radii (Z)		Price	USC Price
Center Section		SPH-00019	4'	2'	5' - 8'	Center Section	\$3,527.31	\$3,315.67
		SPH-00020	6'	2'	5' - 8'	Center Section	\$4,922.68	\$4,627.32
		SPH-00021	8'	2'	5' - 8'	Center Section	\$6,410.12	\$6,025.51
		SPH-00022	4'	3'	5' - 8'	Center Section	\$3,741.95	\$3,517.43
		SPH-00023	6'	3'	5' - 8'	Center Section	\$5,401.83	\$5,077.72
		SPH-00024	8'	3'	5' - 8'	Center Section	\$6,752.28	\$6,347.15
		SPH-00025	4'	4'	5' - 8'	Center Section	\$3,775.43	\$3,548.91
		SPH-00026	6'	4'	5' - 8'	Center Section	\$5,437.63	\$5,111.37
		SPH-00027	8'	4'	5' - 8'	Center Section	\$6,797.04	\$6,389.21
		4', 6', 8' Center: Includes Hump section, 2-thresholds, no side enclosures.						
Spine: Street		Part Number	Width (X)	Height (Y)	Radii (Z)		Price	USC Price
Stand-alone		SPH-00028	4'	3'	8'	Stand-alone Section	\$4,977.42	\$4,678.78
		SPH-00029	6'	3'	8'	Stand-alone Section	\$6,539.04	\$6,146.70
		SPH-00030	8'	3'	8'	Stand-alone Section	\$7,810.66	\$7,342.02
		SPH-00031	4'	4'	8'	Stand-alone Section	\$5,678.30	\$5,337.60
		SPH-00032	6'	4'	8'	Stand-alone Section	\$7,266.69	\$6,830.69
		SPH-00033	8'	4'	8'	Stand-alone Section	\$8,562.08	\$8,048.35
		SPH-00034	4'	5'	8'	Stand-alone Section	\$6,819.90	\$6,410.70
		SPH-00035	6'	5'	8'	Stand-alone Section	\$8,682.60	\$8,161.64
		SPH-00036	8'	5'	8'	Stand-alone Section	\$10,185.76	\$9,574.61
		SPH-00037	4'	6'	8'	Stand-alone Section	\$7,393.98	\$6,950.35
SPH-00038	6'	6'	8'	Stand-alone Section	\$9,319.48	\$8,760.31		
SPH-00039	8'	6'	8'	Stand-alone Section	\$10,864.50	\$10,212.63		
4', 6', 8', Stand-alone: Includes SPine section, 2-thresholds, left & right side enclosures.								
Spine: Street		Part Number	Width (X)	Height (Y)	Radii (Z)		Price	USC Price
Right & Left		SPH-00040	4'	3'	8'	Single-sided Section	\$4,210.49	\$3,957.86
		SPH-00041	6'	3'	8'	Single-sided Section	\$5,761.95	\$5,416.24
		SPH-00042	8'	3'	8'	Single-sided Section	\$7,020.87	\$6,599.62
		SPH-00043	4'	4'	8'	Single-sided Section	\$4,555.70	\$4,282.36
		SPH-00044	6'	4'	8'	Single-sided Section	\$6,106.93	\$5,740.52
		SPH-00045	8'	4'	8'	Single-sided Section	\$7,371.62	\$6,929.33
		SPH-00046	4'	5'	8'	Single-sided Section	\$5,444.27	\$5,117.61
		SPH-00047	6'	5'	8'	Single-sided Section	\$7,296.82	\$6,859.01
		SPH-00048	8'	5'	8'	Single-sided Section	\$8,787.27	\$8,260.04
		SPH-00049	4'	6'	8'	Single-sided Section	\$5,803.96	\$5,455.72
SPH-00050	6'	6'	8'	Single-sided Section	\$7,724.37	\$7,260.91		
SPH-00051	8'	6'	8'	Single-sided Section	\$9,263.04	\$8,707.26		
4', 6', 8', Single-sided: Includes SPine section, 2-thresholds, left or right side enclosures.								
Spine: Street		Part Number	Width (X)	Height (Y)	Radii (Z)		Price	USC Price
Center Section		SPH-00052	4'	3'	8'	Center Section	\$3,443.56	\$3,236.95
		SPH-00053	6'	3'	8'	Center Section	\$4,984.86	\$4,685.77
		SPH-00054	8'	3'	8'	Center Section	\$6,231.08	\$5,857.22
		SPH-00055	4'	4'	8'	Center Section	\$3,466.89	\$3,258.88
		SPH-00056	6'	4'	8'	Center Section	\$5,007.97	\$4,707.49
		SPH-00057	8'	4'	8'	Center Section	\$6,259.96	\$5,884.36
		SPH-00058	4'	5'	8'	Center Section	\$4,068.64	\$3,824.52
		SPH-00059	6'	5'	8'	Center Section	\$5,911.03	\$5,556.37
		SPH-00060	8'	5'	8'	Center Section	\$7,388.79	\$6,945.46
		SPH-00061	4'	6'	8'	Center Section	\$4,213.93	\$3,961.09
SPH-00062	6'	6'	8'	Center Section	\$6,129.27	\$5,761.51		
SPH-00063	8'	6'	8'	Center Section	\$7,661.58	\$7,201.89		
4', 6', 8' Center: Includes SPine section, 2-thresholds, no side enclosures.								
Planter		Part Number	Length (X)	Height (Y)	Width (Z)		Price	USC Price
Straight		SPL-00085	6'	1'	2'	Straight	\$2,627.68	\$2,470.02
		SPL-00088	8'	1'	2'	Straight	\$2,975.55	\$2,797.02
		SPL-00091	10'	1'	2'	Straight	\$4,626.04	\$4,348.48
		SPL-00094	12'	1'	2'	Straight	\$5,255.36	\$4,940.04
		SPL-00139	6'	1.5'	2'	Straight	\$2,627.68	\$2,470.02
		SPL-00142	8'	1.5'	2'	Straight	\$2,975.55	\$2,797.02
		SPL-00145	10'	1.5'	2'	Straight	\$4,626.04	\$4,348.48
		SPL-00148	12'	1.5'	2'	Straight	\$5,255.36	\$4,940.04
		SPL-00265	22'	2.5'	1'	Straight	\$5,928.17	\$5,572.48
		SPL-00268	24'	2.5'	1'	Straight	\$5,928.17	\$5,572.48
Planter only.								






**Spohn Ranch
US Communities**

Box		Part Number	Length (X)	Height (Y)	Width (Z)		Price	USC Price
Straight		SPL-00190	4'	2'	2'	Straight	\$1,998.36	\$1,878.46
		SPL-00193	6'	2'	2'	Straight	\$2,627.68	\$2,470.02
		SPL-00355	6'	3'	2'	Straight	\$2,919.64	\$2,744.46
		SPL-00382	6'	3'	4'	Straight	\$4,387.38	\$4,124.14
		SPL-00385	8'	3'	4'	Straight	\$4,737.70	\$4,453.44
		SPL-00433	4'	3.5'	2'	Straight	\$2,577.84	\$2,423.17
		SPL-00436	6'	3.5'	2'	Straight	\$3,998.18	\$3,194.29
		SPL-00439	8'	3.5'	2'	Straight	\$3,753.73	\$3,528.50
		SPL-00517	6'	4'	2'	Straight	\$3,823.13	\$3,593.74
		SPL-00520	8'	4'	2'	Straight	\$4,248.01	\$3,993.13
		SPL-00544	6'	4'	4'	Straight	\$4,915.26	\$4,620.34
		SPL-00547	8'	4'	4'	Straight	\$5,446.63	\$5,119.83
		Box only.						
Ledge		Part Number	Length (X)	Height (Y)	Width (Z)		Price	USC Price
Straight		SPL-00343	16'	3'	1'	Straight	\$4,992.15	\$4,692.62
		SPL-00346	22'	3'	1'	Straight	\$6,240.18	\$5,865.77
		SPL-00349	24'	3'	1'	Straight	\$6,240.18	\$5,865.77
		SPL-00361	10'	3'	2'	Straight	\$5,140.05	\$4,831.64
		SPL-00364	12'	3'	2'	Straight	\$5,839.29	\$5,488.93
		SPL-00367	14'	3'	2'	Straight	\$6,225.81	\$5,852.26
		SPL-00370	16'	3'	2'	Straight	\$6,612.34	\$6,215.60
		SPL-00373	22'	3'	2'	Straight	\$9,531.98	\$8,960.06
		SPL-00376	24'	3'	2'	Straight	\$9,918.51	\$9,323.40
		Ledge only.						
Ledge		Part Number	Length (X)	Height (Y)	Width (Z)		Price	USC Price
Straight		SPL-00445	12'	3.5'	2'	Straight	\$6,796.35	\$6,388.57
		SPL-00448	14'	3.5'	2'	Straight	\$7,151.90	\$6,722.79
		SPL-00451	16'	3.5'	2'	Straight	\$7,507.46	\$7,057.01
		SPL-00427	22'	3.5'	1'	Straight	\$6,852.23	\$6,441.10
		SPL-00430	24'	3.5'	1'	Straight	\$6,852.23	\$6,441.10
		SPL-00454	22'	3.5'	2'	Straight	\$10,905.63	\$10,251.30
		SPL-00457	24'	3.5'	2'	Straight	\$11,261.19	\$10,585.51
Ledge only.								
Ledge		Part Number	Length (X)	Height (Y)	Width (Z)		Price	USC Price
Straight		SPL-00508	22'	4'	1'	Straight	\$8,170.93	\$7,680.67
		SPL-00511	24'	4'	1'	Straight	\$8,170.93	\$7,680.67
		SPL-00529	14'	4'	2'	Straight	\$8,071.14	\$7,586.87
		SPL-00532	16'	4'	2'	Straight	\$8,496.02	\$7,986.26
		SPL-00535	22'	4'	2'	Straight	\$12,319.15	\$11,580.00
		SPL-00538	24'	4'	2'	Straight	\$12,744.03	\$11,979.39
		SPL-00589	22'	4.5'	1'	Straight	\$9,489.62	\$8,920.24
		SPL-00592	24'	4.5'	1'	Straight	\$9,489.62	\$8,920.24
		SPL-00610	14'	4.5'	2'	Straight	\$9,195.14	\$8,643.43
		SPL-00613	16'	4.5'	2'	Straight	\$9,568.55	\$8,994.44
		SPL-00616	22'	4.5'	2'	Straight	\$13,979.42	\$13,140.65
		SPL-00619	24'	4.5'	2'	Straight	\$14,352.83	\$13,491.66
Ledge only.								
Flat Hubba		Part Number	Length (X)	Height (Y)	Width (Z)		Price	USC Price
Straight		SPL-00676	4'	5'	2'	Straight	\$3,324.51	\$3,125.04
		SPL-00679	6'	5'	2'	Straight	\$4,418.07	\$4,152.99
		SPL-00682	8'	5'	2'	Straight	\$4,940.00	\$4,643.60
		SPL-00685	10'	5'	2'	Straight	\$7,742.58	\$7,278.02
		SPL-00688	12'	5'	2'	Straight	\$8,836.14	\$8,305.97
		SPL-00691	14'	5'	2'	Straight	\$9,358.07	\$8,796.59
		SPL-00757	4'	5.5'	2'	Straight	\$3,530.34	\$3,318.52
		SPL-00760	6'	5.5'	2'	Straight	\$4,673.04	\$4,392.66
		SPL-00763	8'	5.5'	2'	Straight	\$5,236.57	\$4,922.38
		SPL-00766	10'	5.5'	2'	Straight	\$8,203.38	\$7,711.18
		SPL-00769	12'	5.5'	2'	Straight	\$9,346.09	\$8,785.32
		SPL-00772	14'	5.5'	2'	Straight	\$9,909.61	\$9,315.04
Hubba only.								
Ledge		Part Number	Length (X)	Height (Y)	Width (Z)		Price	USC Price
Single Kink		SPL-00263	16'	2.5'	1'	Single Kink	\$5,928.17	\$5,572.48
		SPL-00266	22'	2.5'	1'	Single Kink	\$5,928.17	\$5,572.48
		SPL-00284	12'	2.5'	2'	Single Kink	\$5,418.35	\$5,093.25
		SPL-00287	14'	2.5'	2'	Single Kink	\$6,082.63	\$5,717.67
		SPL-00290	16'	2.5'	2'	Single Kink	\$6,449.83	\$6,062.84
		SPL-00293	22'	2.5'	2'	Single Kink	\$5,928.17	\$5,572.48
		SPL-00347	22'	3'	1'	Single Kink	\$6,240.18	\$5,865.77
		SPL-00350	24'	3'	1'	Single Kink	\$6,240.18	\$5,865.77
		SPL-00365	12'	3'	2'	Single Kink	\$5,703.53	\$5,361.31
		SPL-00368	14'	3'	2'	Single Kink	\$6,402.77	\$6,018.60
		SPL-00371	16'	3'	2'	Single Kink	\$6,789.29	\$6,381.94
		SPL-00374	22'	3'	2'	Single Kink	\$9,708.94	\$9,126.40
		Ledge only.						

**Spohn Ranch
US Communities**

Ledge		Part Number	Length (X)	Height (Y)	Width (Z)		Price	USC Price		
Single Kink		SPL-00431	24'	3.5'	1'	Single Kink	\$6,852.23	\$6,441.10		
		SPL-00446	12'	3.5'	2'	Single Kink	\$6,346.96	\$5,966.15		
		SPL-00449	14'	3.5'	2'	Single Kink	\$7,167.30	\$6,737.26		
		SPL-00452	16'	3.5'	2'	Single Kink	\$7,522.85	\$7,071.48		
		SPL-00455	22'	3.5'	2'	Single Kink	\$10,921.03	\$10,265.77		
		SPL-00458	24'	3.5'	2'	Single Kink	\$11,276.58	\$10,599.99		
		SPL-00512	24'	4'	1'	Single Kink	\$8,170.93	\$7,680.67		
		SPL-00527	12'	4'	2'	Single Kink	\$7,152.70	\$6,723.54		
		SPL-00530	14'	4'	2'	Single Kink	\$8,079.28	\$7,594.52		
		SPL-00533	16'	4'	2'	Single Kink	\$8,504.16	\$7,993.91		
		SPL-00536	22'	4'	2'	Single Kink	\$12,327.29	\$11,587.65		
		SPL-00539	24'	4'	2'	Single Kink	\$12,752.17	\$11,987.04		
		Ledge only.								
		Ledge		Part Number	Length (X)	Height (Y)	Width (Z)		Price	USC Price
Single Kink		SPL-00608	12'	4.5'	2'	Single Kink	\$8,051.32	\$7,568.24		
		SPL-00611	14'	4.5'	2'	Single Kink	\$9,154.04	\$8,604.79		
		SPL-00614	16'	4.5'	2'	Single Kink	\$9,527.45	\$8,955.80		
		SPL-00617	22'	4.5'	2'	Single Kink	\$13,938.31	\$13,102.01		
		SPL-00689	12'	5'	2'	Single Kink	\$8,262.49	\$7,766.74		
		SPL-00692	14'	5'	2'	Single Kink	\$9,356.05	\$8,794.69		
		SPL-00695	16'	5'	2'	Single Kink	\$9,877.98	\$9,285.30		
		SPL-00698	22'	5'	2'	Single Kink	\$14,296.05	\$13,438.29		
		Ledge only.								
		Hubba		Part Number	Length (X)	Height (Y)	Width (Z)		Price	USC Price
Single Kink		SPL-00770	12'	5.5'	2'	Single Kink	\$8,760.54	\$8,234.90		
		SPL-00773	14'	5.5'	2'	Single Kink	\$9,903.24	\$9,309.05		
		SPL-00776	16'	5.5'	2'	Single Kink	\$10,466.77	\$9,838.76		
		SPL-00779	22'	5.5'	2'	Single Kink	\$15,139.81	\$14,231.42		
		SPL-00851	12'	6.5'	2'	Single Kink	\$11,137.52	\$10,469.27		
		SPL-00854	14'	6.5'	2'	Single Kink	\$12,556.69	\$11,802.35		
		SPL-00857	16'	6.5'	2'	Single Kink	\$13,587.96	\$12,772.69		
		SPL-00860	22'	6.5'	2'	Single Kink	\$19,362.89	\$18,201.12		
		SPL-00932	12'	7.5'	2'	Single Kink	\$12,184.86	\$11,453.77		
		SPL-00935	14'	7.5'	2'	Single Kink	\$15,954.89	\$14,997.60		
		SPL-00938	16'	7.5'	2'	Single Kink	\$16,883.76	\$15,870.73		
		SPL-00941	22'	7.5'	2'	Single Kink	\$24,645.55	\$23,166.81		
Hubba only.										
Ledge		Part Number	Length (X)	Height (Y)	Width (Z)		Price	USC Price		
Double Kink		SPL-00186	22'	2'	1'	Double Kink	\$5,616.17	\$5,279.20		
		SPL-00213	22'	2'	2'	Double Kink	\$8,738.04	\$8,213.76		
		SPL-00216	24'	2'	2'	Double Kink	\$9,085.92	\$8,540.76		
		SPL-00267	22'	2.5'	1'	Double Kink	\$5,928.17	\$5,572.48		
		SPL-00294	22'	2.5'	2'	Double Kink	\$9,223.49	\$8,670.08		
		SPL-00297	24'	2.5'	2'	Double Kink	\$9,590.69	\$9,015.25		
		SPL-00348	22'	3'	1'	Double Kink	\$6,240.18	\$5,865.77		
		SPL-00375	22'	3'	2'	Double Kink	\$9,885.89	\$9,292.74		
		SPL-00378	24'	3'	2'	Double Kink	\$10,272.42	\$9,656.07		
		SPL-00432	24'	3.5'	1'	Double Kink	\$6,852.23	\$6,441.10		
		SPL-00456	22'	3.5'	2'	Double Kink	\$10,936.42	\$10,280.24		
		SPL-00459	24'	3.5'	2'	Double Kink	\$11,291.98	\$10,614.46		
		Ledge only.								
		Ledge		Part Number	Length (X)	Height (Y)	Width (Z)		Price	USC Price
Double Kink		SPL-00513	24'	4'	1'	Double Kink	\$8,170.93	\$7,680.67		
		SPL-00537	22'	4'	2'	Double Kink	\$12,335.43	\$11,595.30		
		SPL-00540	24'	4'	2'	Double Kink	\$12,760.30	\$11,994.69		
		SPL-00594	24'	4.5'	1'	Double Kink	\$9,489.62	\$8,920.24		
		SPL-00618	22'	4.5'	2'	Double Kink	\$13,897.21	\$13,063.38		
		SPL-00621	24'	4.5'	2'	Double Kink	\$14,270.62	\$13,414.38		
		SPL-00675	24'	5'	1'	Double Kink	\$9,580.97	\$9,006.11		
		SPL-00699	22'	5'	2'	Double Kink	\$14,294.03	\$13,436.39		
		SPL-00702	24'	5'	2'	Double Kink	\$14,815.97	\$13,927.01		
		SPL-00756	24'	5.5'	1'	Double Kink	\$10,497.22	\$9,867.39		
		SPL-00780	22'	5.5'	2'	Double Kink	\$15,133.44	\$14,225.43		
		SPL-00783	24'	5.5'	2'	Double Kink	\$15,696.96	\$14,755.14		
		Ledge only.								
		Ledge Components		Part Number	Length (X)	Height (Y)	Width (Z)		Price	USC Price
Raked		SPL-00974	8'	3.5'	2'	Raked	\$3,769.12	\$3,542.98		
		SPL-00975	10'	3.5'	2'	Raked	\$4,651.70	\$4,372.60		
		SPL-00977	8'	4'	2'	Raked	\$4,256.15	\$4,000.78		
		SPL-00978	10'	4'	2'	Raked	\$5,279.41	\$4,962.64		
		SPL-00980	8'	4.5'	2'	Raked	\$4,743.17	\$4,458.58		
		SPL-00981	10'	4.5'	2'	Raked	\$6,328.81	\$5,949.08		
		SPL-00983	8'	5.5'	2'	Raked	\$5,230.20	\$4,916.38		
		SPL-00984	10'	5.5'	2'	Raked	\$6,852.59	\$6,441.43		
		SPL-00986	8'	6.5'	2'	Raked	\$6,780.76	\$6,373.92		
		SPL-00987	10'	6.5'	2'	Raked	\$8,856.32	\$8,324.94		
		SPL-00989	8'	7.5'	2'	Raked	\$8,193.10	\$7,701.52		
SPL-00990	10'	7.5'	2'	Raked	\$9,472.29	\$8,903.95				
Ledge only.										

**Spoehn Ranch
US Communities**

Ledge Components		Part Number	Length (X)	Height (Y)	Width (Z)		Price	USC Price
Flat		SPL-00997	4'	3.5'	2'	Flat	\$2,577.84	\$2,423.17
		SPL-00998	6'	3.5'	2'	Flat	\$3,398.18	\$3,194.29
		SPL-00999	8'	3.5'	2'	Flat	\$3,753.73	\$3,528.50
		SPL-01000	4'	4'	2'	Flat	\$2,896.56	\$2,722.76
		SPL-01001	6'	4'	2'	Flat	\$3,823.13	\$3,593.74
		SPL-01002	8'	4'	2'	Flat	\$4,248.01	\$3,993.13
		SPL-01003	4'	4.5'	2'	Flat	\$3,308.15	\$3,109.66
		SPL-01005	8'	4.5'	2'	Flat	\$4,784.28	\$4,497.22
		SPL-01006	4'	5.5'	2'	Flat	\$3,530.34	\$3,318.52
		SPL-01008	8'	5.5'	2'	Flat	\$5,236.57	\$4,922.38
		SPL-01012	4'	7.5'	2'	Flat	\$6,783.03	\$6,376.05
		SPL-01014	8'	7.5'	2'	Flat	\$8,690.66	\$8,169.22
Ledge only.								
Manual Pad		Part Number	Length (X)	Height (Y)	Width (Z)		Price	USC Price
Stand-alone		SPL-01022	8'	.75'	4'	Stand-alone	\$2,771.93	\$2,605.62
		SPL-01026	8'	.75'	6'	Stand-alone	\$3,367.74	\$3,165.68
		SPL-01032	12'	.75/1.5'	6'	Stand-alone	\$2,771.93	\$2,605.62
		SPL-01034	8'	.75/1.5'	8'	Stand-alone	\$6,402.46	\$6,018.31
		SPL-01036	12'	.75/1.5'	8'	Stand-alone	\$10,120.53	\$9,513.30
		SPL-01038	8'	.75/1.5'	8'	Stand-alone (left wedge)	\$7,557.29	\$7,103.85
		SPL-01040	12'	.75/1.5'	8'	Stand-alone (left wedge)	\$10,555.63	\$9,922.29
		SPL-01042	8'	.75/1.5'	8'	Stand-alone (right wedge)	\$7,557.29	\$7,103.85
		SPL-01044	12'	.75/1.5'	8'	Stand-alone (right wedge)	\$10,555.63	\$9,922.29
		SPL-01045	16'	.75/1.5'	8'	Stand-alone (left & right wedges)	\$14,334.19	\$13,474.14
Manual pad only.								
Mini-Halfpipe: Transition		Part Number	Width (X)	Height (Y)	Radii (Z)		Price	USC Price
Stand-alone		SPM-00001	4'	3'	8'	Stand-alone Section	\$2,289.61	\$2,152.24
		SPM-00005	6'	3'	8'	Stand-alone Section	\$3,007.96	\$2,827.48
		SPM-00009	8'	3'	8'	Stand-alone Section	\$3,592.90	\$3,377.33
		SPM-00013	4'	4'	8'	Stand-alone Section	\$2,612.02	\$2,455.30
		SPM-00017	6'	4'	8'	Stand-alone Section	\$3,342.68	\$3,142.12
		SPM-00021	8'	4'	8'	Stand-alone Section	\$3,938.56	\$3,702.24
		SPM-00025	4'	5'	8'	Stand-alone Section	\$3,137.15	\$2,948.92
		SPM-00029	6'	5'	8'	Stand-alone Section	\$3,994.00	\$3,754.36
		SPM-00033	8'	5'	8'	Stand-alone Section	\$4,685.45	\$4,404.32
		SPM-00037	4'	6'	8'	Stand-alone Section	\$3,401.23	\$3,197.16
		SPM-00041	6'	6'	8'	Stand-alone Section	\$4,286.96	\$4,029.74
		SPM-00045	8'	6'	8'	Stand-alone Section	\$4,997.67	\$4,697.81
Stand-alone: Includes Transition section, left & right side enclosures.								
Mini-Halfpipe: Transition		Part Number	Width (X)	Height (Y)	Radii (Z)		Price	USC Price
Stand-alone		SPM-00049	4'	7'	8'	Stand-alone Section	\$3,765.55	\$3,539.61
		SPM-00053	6'	7'	8'	Stand-alone Section	\$4,700.86	\$4,418.81
		SPM-00057	8'	7'	8'	Stand-alone Section	\$5,450.62	\$5,123.59
		SPM-00061	4'	8'	8'	Stand-alone Section	\$4,231.52	\$3,977.62
		SPM-00065	6'	8'	8'	Stand-alone Section	\$5,205.93	\$4,893.57
		SPM-00069	8'	8'	8'	Stand-alone Section	\$5,988.03	\$5,628.75
		Stand-alone: Includes Transition section, left & right side enclosures.						
Mini-Halfpipe: Transition		Part Number	Width (X)	Height (Y)	Radii (Z)		Price	USC Price
Left Section		SPM-00002	4'	3'	8'	Left Section	\$1,936.83	\$1,820.62
		SPM-00006	6'	3'	8'	Left Section	\$2,650.50	\$2,491.47
		SPM-00010	8'	3'	8'	Left Section	\$3,229.60	\$3,035.82
		SPM-00014	4'	4'	8'	Left Section	\$2,095.62	\$1,969.88
		SPM-00018	6'	4'	8'	Left Section	\$2,809.19	\$2,640.64
		SPM-00022	8'	4'	8'	Left Section	\$3,390.95	\$3,187.49
		SPM-00026	4'	5'	8'	Left Section	\$2,504.38	\$2,354.10
		SPM-00030	6'	5'	8'	Left Section	\$3,356.54	\$3,155.14
		SPM-00034	8'	5'	8'	Left Section	\$4,042.15	\$3,799.62
		SPM-00038	4'	6'	8'	Left Section	\$2,669.82	\$2,509.63
		SPM-00042	6'	6'	8'	Left Section	\$3,553.21	\$3,340.02
		SPM-00046	8'	6'	8'	Left Section	\$4,261.00	\$4,005.34
		Left Side: Includes Transition section, left side enclosure.						

**Spohn Ranch
US Communities**

Mini-Halfpipe: Transition		Part Number	Width (X)	Height (Y)	Radii (Z)		Price	USC Price
Left Section		SPM-00050	4'	7'	8'	Left Section	\$2,928.13	\$2,752.44
		SPM-00054	6'	7'	8'	Left Section	\$3,858.77	\$3,627.25
		SPM-00058	8'	7'	8'	Left Section	\$4,465.72	\$4,197.77
		SPM-00062	4'	8'	8'	Left Section	\$3,172.77	\$2,982.40
		SPM-00066	6'	8'	8'	Left Section	\$4,142.51	\$3,893.96
		SPM-00070	8'	8'	8'	Left Section	\$4,918.77	\$4,623.64

Left Side: Includes Transition section, left side enclosure.

Mini-Halfpipe: Transition		Part Number	Width (X)	Height (Y)	Radii (Z)		Price	USC Price	
Right Section		SPM-00003	4'	3'	8'	Right Section	\$1,936.83	\$1,820.62	
		SPM-00007	6'	3'	8'	Right Section	\$2,650.50	\$2,491.47	
		SPM-00011	8'	3'	8'	Right Section	\$3,229.60	\$3,035.82	
		SPM-00015	4'	4'	8'	Right Section	\$2,095.62	\$1,969.88	
		SPM-00019	6'	4'	8'	Right Section	\$2,809.19	\$2,640.64	
		SPM-00023	8'	4'	8'	Right Section	\$3,390.95	\$3,187.49	
		SPM-00027	4'	5'	8'	Right Section	\$2,504.36	\$2,354.10	
		SPM-00031	6'	5'	8'	Right Section	\$3,356.54	\$3,155.14	
		SPM-00035	8'	5'	8'	Right Section	\$4,042.15	\$3,799.62	
		SPM-00039	4'	6'	8'	Right Section	\$2,669.82	\$2,509.63	
		SPM-00043	6'	6'	8'	Right Section	\$3,553.21	\$3,340.02	
		SPM-00047	8'	6'	8'	Right Section	\$4,261.00	\$4,005.34	

Right Side: Includes Transition section, right side enclosure.

Mini-Halfpipe: Transition		Part Number	Width (X)	Height (Y)	Radii (Z)		Price	USC Price
Right Section		SPM-00051	4'	7'	8'	Right Section	\$2,928.13	\$2,752.44
		SPM-00055	6'	7'	8'	Right Section	\$3,858.77	\$3,627.25
		SPM-00059	8'	7'	8'	Right Section	\$4,465.72	\$4,197.77
		SPM-00063	4'	8'	8'	Right Section	\$3,172.77	\$2,982.40
		SPM-00067	6'	8'	8'	Right Section	\$4,142.51	\$3,893.96
		SPM-00071	8'	8'	8'	Right Section	\$4,918.77	\$4,623.64

Right Side: Includes Transition section, right side enclosure.







Mini-Halfpipe: Transition		Part Number	Width (X)	Height (Y)	Radii (Z)		Price	USC Price	
Center Section		SPM-00004	4'	3'	8'	Center Section	\$1,584.04	\$1,489.00	
		SPM-00008	6'	3'	8'	Center Section	\$2,293.04	\$2,155.46	
		SPM-00012	8'	3'	8'	Center Section	\$2,866.30	\$2,694.32	
		SPM-00016	4'	4'	8'	Center Section	\$1,594.77	\$1,499.08	
		SPM-00020	6'	4'	8'	Center Section	\$2,303.67	\$2,165.45	
		SPM-00024	8'	4'	8'	Center Section	\$2,879.58	\$2,706.81	
		SPM-00028	4'	5'	8'	Center Section	\$1,871.58	\$1,759.28	
		SPM-00032	6'	5'	8'	Center Section	\$2,719.07	\$2,555.93	
		SPM-00036	8'	5'	8'	Center Section	\$3,398.84	\$3,194.91	
		SPM-00040	4'	6'	8'	Center Section	\$1,938.41	\$1,822.10	
		SPM-00044	6'	6'	8'	Center Section	\$2,819.46	\$2,650.29	
		SPM-00048	8'	6'	8'	Center Section	\$3,524.33	\$3,312.87	

Center section: Includes Transition section, no side enclosure.







Mini-Halfpipe: Transition		Part Number	Width (X)	Height (Y)	Radii (Z)		Price	USC Price
Center Section		SPM-00052	4'	7'	8'	Center Section	\$2,026.35	\$1,904.77
		SPM-00056	6'	7'	8'	Center Section	\$2,952.32	\$2,775.18
		SPM-00060	8'	7'	8'	Center Section	\$3,690.40	\$3,468.97
		SPM-00064	4'	8'	8'	Center Section	\$2,116.60	\$1,989.60
		SPM-00068	6'	8'	8'	Center Section	\$3,081.67	\$2,896.77
		SPM-00072	8'	8'	8'	Center Section	\$3,852.08	\$3,620.96

Center section: Includes Transition section, no side enclosure.

**Spoehn Ranch
US Communities**

Mini Half-pipe: Floor		Part Number	Width (X)	Height (Y)	Depth (Z)		Price	USC Price		
Assorted Sections		SPM-00073	4'	12'	-	Stand-alone Section	\$1,899.77	\$1,785.78		
		SPM-00074	4'	12'	-	Left Section	\$1,870.56	\$1,758.32		
		SPM-00075	4'	12'	-	Right Section	\$1,870.56	\$1,758.32		
		SPM-00076	4'	12'	-	Center Section	\$1,772.56	\$1,672.78		
		SPM-00077	6'	12'	-	Stand-alone Section	\$2,818.75	\$2,649.63		
		SPM-00078	6'	12'	-	Left Section	\$2,774.94	\$2,608.44		
		SPM-00079	6'	12'	-	Right Section	\$2,774.94	\$2,608.44		
		SPM-00080	6'	12'	-	Center Section	\$2,669.33	\$2,509.17		
		SPM-00081	8'	12'	-	Stand-alone Section	\$3,799.53	\$3,571.56		
		SPM-00082	8'	12'	-	Left Section	\$3,679.32	\$3,458.56		
		SPM-00083	8'	12'	-	Right Section	\$3,679.32	\$3,458.56		
		SPM-00084	8'	12'	-	Center Section	\$3,559.11	\$3,345.56		
		Floor Section: Floor panel only.								
		Mini Half-pipe: Spine		Part Number	Width (X)	Height (Y)	Radii (Z)		Price	USC Price
Stand-alone		SPM-00085	4'	4'	8'	Stand-alone Section	\$5,678.30	\$5,337.60		
		SPM-00089	6'	4'	8'	Stand-alone Section	\$7,266.69	\$6,830.69		
		SPM-00093	8'	4'	8'	Stand-alone Section	\$8,562.08	\$8,048.35		
		SPM-00097	4'	5'	8'	Stand-alone Section	\$6,819.90	\$6,410.70		
		SPM-00101	6'	5'	8'	Stand-alone Section	\$8,682.60	\$8,161.64		
		SPM-00105	8'	5'	8'	Stand-alone Section	\$10,185.76	\$9,574.61		
		SPM-00109	4'	6'	8'	Stand-alone Section	\$7,393.98	\$6,950.35		
		SPM-00113	6'	6'	8'	Stand-alone Section	\$9,319.48	\$8,760.31		
		SPM-00117	8'	6'	8'	Stand-alone Section	\$10,864.50	\$10,212.63		
		Stand-alone: Includes Spine section, left & right side enclosures.								
		Mini Half-pipe: Spine		Part Number	Width (X)	Height (Y)	Radii (Z)		Price	USC Price
Left Section		SPM-00086	4'	4'	8'	Left Section	\$4,555.70	\$4,282.36		
		SPM-00090	6'	4'	8'	Left Section	\$6,106.93	\$5,740.52		
		SPM-00094	8'	4'	8'	Left Section	\$7,371.62	\$6,929.33		
		SPM-00098	4'	5'	8'	Left Section	\$5,444.27	\$5,117.61		
		SPM-00102	6'	5'	8'	Left Section	\$7,296.82	\$6,859.01		
		SPM-00106	8'	5'	8'	Left Section	\$8,787.27	\$8,260.04		
		SPM-00110	4'	6'	8'	Left Section	\$5,803.96	\$5,455.72		
		SPM-00114	6'	6'	8'	Left Section	\$7,724.37	\$7,260.91		
		SPM-00118	8'	6'	8'	Left Section	\$9,263.04	\$8,707.26		
		Left Side: Includes Spine section, left side enclosure.								
Mini Half-pipe: Spine		Part Number	Width (X)	Height (Y)	Radii (Z)		Price	USC Price		
Right Section		SPM-00087	4'	4'	8'	Right Section	\$4,555.70	\$4,282.36		
		SPM-00091	6'	4'	8'	Right Section	\$6,106.93	\$5,740.52		
		SPM-00095	8'	4'	8'	Right Section	\$7,371.62	\$6,929.33		
		SPM-00099	4'	5'	8'	Right Section	\$5,444.27	\$5,117.61		
		SPM-00103	6'	5'	8'	Right Section	\$7,296.82	\$6,859.01		
		SPM-00107	8'	5'	8'	Right Section	\$8,787.27	\$8,260.04		
		SPM-00111	4'	6'	8'	Right Section	\$5,803.96	\$5,455.72		
		SPM-00115	6'	6'	8'	Right Section	\$7,724.37	\$7,260.91		
		SPM-00119	8'	6'	8'	Right Section	\$9,263.04	\$8,707.26		
		Right Side: Includes Spine section, right side enclosure.								
Mini Half-pipe: Spine		Part Number	Width (X)	Height (Y)	Radii (Z)		Price	USC Price		
Center Section		SPM-00088	4'	4'	8'	Center Section	\$3,466.89	\$3,258.88		
		SPM-00092	6'	4'	8'	Center Section	\$5,007.97	\$4,707.49		
		SPM-00096	8'	4'	8'	Center Section	\$6,259.96	\$5,884.36		
		SPM-00100	4'	5'	8'	Center Section	\$4,068.64	\$3,824.52		
		SPM-00104	6'	5'	8'	Center Section	\$5,911.03	\$5,556.37		
		SPM-00108	8'	5'	8'	Center Section	\$7,389.79	\$6,945.46		
		SPM-00112	4'	6'	8'	Center Section	\$4,213.93	\$3,961.09		
		SPM-00116	6'	6'	8'	Center Section	\$6,129.27	\$5,761.51		
		SPM-00120	8'	6'	8'	Center Section	\$7,661.58	\$7,201.89		
		Center section: Includes Spine section, no side enclosure.								
Mini Half-pipe: Hump		Part Number	Width (X)	Height (Y)	Radii (Z)		Price	USC Price		
Stand-alone		SPM-00121	4'	2'	5' - 8'	Stand-alone Section	\$4,213.11	\$3,960.32		
		SPM-00125	6'	2'	5' - 8'	Stand-alone Section	\$5,635.19	\$5,297.08		
		SPM-00129	8'	2'	5' - 8'	Stand-alone Section	\$7,151.83	\$6,722.72		
		SPM-00133	4'	3'	5' - 8'	Stand-alone Section	\$4,692.21	\$4,410.68		
		SPM-00137	6'	3'	5' - 8'	Stand-alone Section	\$6,364.79	\$5,982.90		
		SPM-00141	8'	3'	5' - 8'	Stand-alone Section	\$7,731.12	\$7,267.25		
		SPM-00145	4'	4'	5' - 8'	Stand-alone Section	\$5,125.25	\$4,817.73		
		SPM-00149	6'	4'	5' - 8'	Stand-alone Section	\$6,800.14	\$6,392.13		
		SPM-00153	8'	4'	5' - 8'	Stand-alone Section	\$8,175.42	\$7,684.90		
		Stand-alone: Includes Hump section, left & right side enclosures.								










**Spohn Ranch
US Communities**

Mini Half-pipe: Hump		Part Number	Width (X)	Height (Y)	Radii (Z)		Price	USC Price
Left Section		SPM-00122	4'	2'	5' - 8'	Left Section	\$4,213.11	\$3,960.32
		SPM-00126	6'	2'	5' - 8'	Left Section	\$5,635.19	\$5,297.08
		SPM-00130	8'	2'	5' - 8'	Left Section	\$7,151.83	\$6,722.72
		SPM-00134	4'	3'	5' - 8'	Left Section	\$4,692.21	\$4,410.68
		SPM-00138	6'	3'	5' - 8'	Left Section	\$6,364.79	\$5,982.90
		SPM-00142	8'	3'	5' - 8'	Left Section	\$7,731.12	\$7,267.25
		SPM-00146	4'	4'	5' - 8'	Left Section	\$5,125.25	\$4,817.73
		SPM-00150	6'	4'	5' - 8'	Left Section	\$6,800.14	\$6,392.13
		SPM-00154	8'	4'	5' - 8'	Left Section	\$8,175.42	\$7,684.90
		Left Side: Includes Hump section, left side enclosure.						
Right Section		SPM-00123	4'	2'	5' - 8'	Right Section	\$3,527.31	\$3,315.67
		SPM-00127	6'	2'	5' - 8'	Right Section	\$4,922.68	\$4,627.32
		SPM-00131	8'	2'	5' - 8'	Right Section	\$6,410.12	\$6,025.51
		SPM-00135	4'	3'	5' - 8'	Right Section	\$3,741.95	\$3,517.43
		SPM-00139	6'	3'	5' - 8'	Right Section	\$5,401.83	\$5,077.72
		SPM-00143	8'	3'	5' - 8'	Right Section	\$6,752.28	\$6,347.15
		SPM-00147	4'	4'	5' - 8'	Right Section	\$3,775.43	\$3,548.91
		SPM-00151	6'	4'	5' - 8'	Right Section	\$5,437.63	\$5,111.37
		SPM-00155	8'	4'	5' - 8'	Right Section	\$6,797.04	\$6,389.21
		Right Side: Includes Hump section, right side enclosure.						
Center Section		SPM-00124	4'	2'	5' - 8'	Center Section	\$4,423.00	\$4,157.62
		SPM-00128	6'	2'	5' - 8'	Center Section	\$5,445.61	\$5,118.87
		SPM-00132	8'	2'	5' - 8'	Center Section	\$6,336.44	\$5,956.25
		SPM-00136	4'	3'	5' - 8'	Center Section	\$5,310.39	\$4,991.77
		SPM-00140	6'	3'	5' - 8'	Center Section	\$6,490.73	\$6,101.29
		SPM-00144	8'	3'	5' - 8'	Center Section	\$7,509.62	\$7,059.04
		SPM-00148	4'	4'	5' - 8'	Center Section	\$5,819.86	\$5,470.67
		SPM-00152	6'	4'	5' - 8'	Center Section	\$7,052.93	\$6,629.75
		SPM-00156	8'	4'	5' - 8'	Center Section	\$8,714.33	\$8,311.47
		Center section: Includes Hump section, no side enclosure.						
Stand-alone		SPM-00157	4'	4'	5' - 8'	Stand-alone Section	\$4,423.00	\$4,157.62
		SPM-00161	6'	4'	5' - 8'	Stand-alone Section	\$5,445.61	\$5,118.87
		SPM-00165	8'	4'	5' - 8'	Stand-alone Section	\$6,336.44	\$5,956.25
		SPM-00169	4'	5'	5' - 8'	Stand-alone Section	\$5,310.39	\$4,991.77
		SPM-00173	6'	5'	5' - 8'	Stand-alone Section	\$6,490.73	\$6,101.29
		SPM-00177	8'	5'	5' - 8'	Stand-alone Section	\$7,509.62	\$7,059.04
		SPM-00181	4'	6'	5' - 8'	Stand-alone Section	\$5,819.86	\$5,470.67
		SPM-00185	6'	6'	5' - 8'	Stand-alone Section	\$7,052.93	\$6,629.75
		SPM-00189	8'	6'	5' - 8'	Stand-alone Section	\$8,714.33	\$8,311.47
		SPM-00205	4'	8'	5' - 8'	Stand-alone Section	\$7,630.93	\$7,173.08
		SPM-00209	6'	8'	5' - 8'	Stand-alone Section	\$9,139.41	\$8,591.04
		SPM-00213	8'	8'	5' - 8'	Stand-alone Section	\$10,401.59	\$9,777.49
		Stand-alone: Includes Roll-in section, left & right side enclosures.						
Left Section		SPM-00158	4'	4'	5' - 8'	Left Section	\$3,426.35	\$3,220.77
		SPM-00162	6'	4'	5' - 8'	Left Section	\$4,427.19	\$4,161.56
		SPM-00166	8'	4'	5' - 8'	Left Section	\$5,298.06	\$4,980.18
		SPM-00170	4'	5'	5' - 8'	Left Section	\$4,065.41	\$3,821.49
		SPM-00174	6'	5'	5' - 8'	Left Section	\$5,236.41	\$4,922.22
		SPM-00178	8'	5'	5' - 8'	Left Section	\$6,243.61	\$5,868.99
		SPM-00182	4'	6'	5' - 8'	Left Section	\$4,382.78	\$4,119.81
		SPM-00186	6'	6'	5' - 8'	Left Section	\$5,611.17	\$5,274.50
		SPM-00190	8'	6'	5' - 8'	Left Section	\$6,659.37	\$6,259.81
		SPM-00206	4'	8'	5' - 8'	Left Section	\$5,546.91	\$5,214.10
		SPM-00210	6'	8'	5' - 8'	Left Section	\$7,046.04	\$6,623.28
		SPM-00214	8'	8'	5' - 8'	Left Section	\$8,296.53	\$7,798.74
		Left Side: Includes Roll-in section, left side enclosure.						
Right Section		SPM-00159	4'	4'	5' - 8'	Right Section	\$3,426.35	\$3,220.77
		SPM-00163	6'	4'	5' - 8'	Right Section	\$4,427.19	\$4,161.56
		SPM-00167	8'	4'	5' - 8'	Right Section	\$5,298.06	\$4,980.18
		SPM-00171	4'	5'	5' - 8'	Right Section	\$4,065.41	\$3,821.49
		SPM-00175	6'	5'	5' - 8'	Right Section	\$5,236.41	\$4,922.22
		SPM-00179	8'	5'	5' - 8'	Right Section	\$6,243.61	\$5,868.99
		SPM-00183	4'	6'	5' - 8'	Right Section	\$4,382.78	\$4,119.81
		SPM-00187	6'	6'	5' - 8'	Right Section	\$5,611.17	\$5,274.50
		SPM-00191	8'	6'	5' - 8'	Right Section	\$6,659.37	\$6,259.81
		SPM-00207	4'	8'	5' - 8'	Right Section	\$5,546.91	\$5,214.10
		SPM-00211	6'	8'	5' - 8'	Right Section	\$7,046.04	\$6,623.28
		SPM-00215	8'	8'	5' - 8'	Right Section	\$8,296.53	\$7,798.74
		Right Side: Includes Roll-in section, right side enclosure.						













**Spohn Ranch
US Communities**

Mini Half-pipe: Roll-in		Part Number	Width (X)	Height (Y)	Radii (Z)		Price	USC Price		
Center Section		SPM-00160	4'	4'	5' - 8'	Center Section	\$2,445.25	\$2,298.53		
		SPM-00164	6'	4'	5' - 8'	Center Section	\$3,436.74	\$3,230.54		
		SPM-00168	8'	4'	5' - 8'	Center Section	\$4,295.93	\$4,038.17		
		SPM-00172	4'	5'	5' - 8'	Center Section	\$2,820.43	\$2,651.21		
		SPM-00176	6'	5'	5' - 8'	Center Section	\$3,982.08	\$3,743.16		
		SPM-00180	8'	5'	5' - 8'	Center Section	\$4,977.60	\$4,678.95		
		SPM-00184	4'	6'	5' - 8'	Center Section	\$2,945.70	\$2,768.96		
		SPM-00188	6'	6'	5' - 8'	Center Section	\$4,169.42	\$3,919.26		
		SPM-00192	8'	6'	5' - 8'	Center Section	\$5,211.78	\$4,899.07		
		SPM-00208	4'	8'	5' - 8'	Center Section	\$3,465.46	\$3,257.54		
		SPM-00212	6'	8'	5' - 8'	Center Section	\$4,955.24	\$4,657.93		
		SPM-00216	8'	8'	5' - 8'	Center Section	\$6,194.06	\$5,822.41		
		Center section: Includes Roll-in section, no side enclosure.								
		Tiered Deck Enclosure		Part Number	Width (X)	Height (Y)	Radii (Z)		Price	USC Price
Assorted Panels		SPM-00217	4'	1'	8'	8' to 7' Filler Panel	\$359.12	\$337.58		
		SPM-00218	4'	1'	8'	8' to 6' Filler Panel	\$456.52	\$429.13		
		SPM-00219	4'	1'	8'	7' to 6' Filler Panel	\$359.12	\$337.58		
		SPM-00221	4'	1'	8'	6' to 5' Filler Panel	\$359.12	\$337.58		
		SPM-00223	4'	1'	8'	5' to 4' Filler Panel	\$359.12	\$337.58		
		SPM-00234	4'	1'	8'	4' to 3' Filler Panel	\$359.12	\$337.58		
		SPM-00226	8'	1'	8'	8' to 7' Filler Panel	\$516.23	\$485.26		
		SPM-00227	8'	1'	8'	8' to 6' Filler Panel	\$703.08	\$660.90		
		SPM-00228	8'	1'	8'	7' to 6' Filler Panel	\$516.23	\$485.26		
		SPM-00230	8'	1'	8'	6' to 5' Filler Panel	\$516.23	\$485.26		
		SPM-00232	8'	1'	8'	5' to 4' Filler Panel	\$516.23	\$485.26		
		SPM-00234	8'	1'	8'	4' to 3' Filler Panel	\$359.12	\$337.58		
		Deck Enclosure Panel: Side panel only, (at elevation changes).								
		Mini-Halfpipe: Raked Tran		Part Number	Width (X)	Height (Y)	Radii (Z)		Price	USC Price
Center Section		SPM-00379	4'	8' to 7'	8'	Left to Right Rake	\$5,062.63	\$4,758.87		
		SPM-00387	4'	7' to 6'	8'	Left to Right Rake	\$4,737.93	\$4,453.65		
		SPM-00395	4'	6' to 5'	8'	Left to Right Rake	\$4,300.43	\$4,042.41		
		SPM-00403	4'	5' to 4'	8'	Left to Right Rake	\$4,236.68	\$3,982.48		
		SPM-00381	8'	8' to 7'	8'	Left to Right Rake	\$7,978.15	\$7,499.46		
		SPM-00385	8'	8' to 6'	8'	Left to Right Rake	\$7,969.20	\$7,491.05		
		SPM-00389	8'	7' to 6'	8'	Left to Right Rake	\$7,412.64	\$6,967.88		
		SPM-00393	8'	7' to 5'	8'	Left to Right Rake	\$7,390.95	\$6,947.49		
		SPM-00397	8'	6' to 5'	8'	Left to Right Rake	\$6,590.05	\$6,194.64		
		SPM-00401	8'	6' to 4'	8'	Left to Right Rake	\$6,584.14	\$6,189.10		
		SPM-00405	8'	5' to 4'	8'	Left to Right Rake	\$6,406.13	\$6,021.76		
		SPM-00409	8'	5' to 3'	8'	Left to Right Rake	\$6,377.86	\$5,995.19		
		Center section: Includes Transition section, deck, rear handrail, no side enclosure.								
		Mini-Halfpipe: Raked Tran		Part Number	Width (X)	Height (Y)	Radii (Z)		Price	USC Price
Center Section		SPM-00380	4'	8' to 7'	8'	Right to Left Rake	\$5,062.63	\$4,758.87		
		SPM-00388	4'	7' to 6'	8'	Right to Left Rake	\$4,737.93	\$4,453.65		
		SPM-00396	4'	6' to 5'	8'	Right to Left Rake	\$4,300.43	\$4,042.41		
		SPM-00404	4'	5' to 4'	8'	Right to Left Rake	\$4,236.68	\$3,982.48		
		SPM-00382	8'	8' to 7'	8'	Right to Left Rake	\$7,978.15	\$7,499.46		
		SPM-00386	8'	8' to 6'	8'	Right to Left Rake	\$7,969.20	\$7,491.05		
		SPM-00390	8'	7' to 6'	8'	Right to Left Rake	\$7,412.64	\$6,967.88		
		SPM-00394	8'	7' to 5'	8'	Right to Left Rake	\$7,390.95	\$6,947.49		
		SPM-00398	8'	6' to 5'	8'	Right to Left Rake	\$6,590.05	\$6,194.64		
		SPM-00402	8'	6' to 4'	8'	Right to Left Rake	\$6,584.14	\$6,189.10		
		SPM-00406	8'	5' to 4'	8'	Right to Left Rake	\$6,406.13	\$6,021.76		
		SPM-00410	8'	5' to 3'	8'	Right to Left Rake	\$6,377.86	\$5,995.19		
		Center section: Includes Transition section, deck, rear handrail, no side enclosure.								
		Mini-Halfpipe: Raked Tran		Part Number	Width (X)	Height (Y)	Radii (Z)		Price	USC Price
Center Section		SPM-00411	4'	8' to 7'	8'	Left to Right Rake	\$5,992.40	\$5,632.85		
		SPM-00419	4'	7' to 6'	8'	Left to Right Rake	\$5,667.69	\$5,327.63		
		SPM-00427	4'	6' to 5'	8'	Left to Right Rake	\$5,230.20	\$4,916.39		
		SPM-00435	4'	5' to 4'	8'	Left to Right Rake	\$5,166.44	\$4,856.46		
		SPM-00413	8'	8' to 7'	8'	Left to Right Rake	\$8,961.22	\$8,423.54		
		SPM-00417	8'	8' to 6'	8'	Left to Right Rake	\$8,952.27	\$8,415.14		
		SPM-00421	8'	7' to 6'	8'	Left to Right Rake	\$8,395.71	\$7,891.97		
		SPM-00425	8'	7' to 5'	8'	Left to Right Rake	\$8,374.02	\$7,871.58		
		SPM-00429	8'	6' to 5'	8'	Left to Right Rake	\$7,573.12	\$7,118.73		
		SPM-00433	8'	6' to 4'	8'	Left to Right Rake	\$7,567.22	\$7,113.18		
		SPM-00437	8'	5' to 4'	8'	Left to Right Rake	\$7,389.20	\$6,945.85		
		SPM-00441	8'	5' to 3'	8'	Left to Right Rake	\$7,317.12	\$6,878.09		
		Center section: Includes Transition section, deck, rear handrail, no side enclosure.								
		Mini-Halfpipe: Raked Tran		Part Number	Width (X)	Height (Y)	Radii (Z)		Price	USC Price
Center Section		SPM-00412	4'	8' to 7'	8'	Right to Left Rake	\$5,992.40	\$5,632.85		
		SPM-00420	4'	7' to 6'	8'	Right to Left Rake	\$5,667.69	\$5,327.63		
		SPM-00428	4'	6' to 5'	8'	Right to Left Rake	\$5,230.20	\$4,916.39		
		SPM-00436	4'	5' to 4'	8'	Right to Left Rake	\$5,166.44	\$4,856.46		
		SPM-00414	8'	8' to 7'	8'	Right to Left Rake	\$8,961.22	\$8,423.54		
		SPM-00418	8'	8' to 6'	8'	Right to Left Rake	\$8,952.27	\$8,415.14		
		SPM-00422	8'	7' to 6'	8'	Right to Left Rake	\$8,395.71	\$7,891.97		
		SPM-00426	8'	7' to 5'	8'	Right to Left Rake	\$8,374.02	\$7,871.58		
		SPM-00430	8'	6' to 5'	8'	Right to Left Rake	\$7,573.12	\$7,118.73		
		SPM-00434	8'	6' to 4'	8'	Right to Left Rake	\$7,567.22	\$7,113.18		
		SPM-00438	8'	5' to 4'	8'	Right to Left Rake	\$7,389.20	\$6,945.85		
		SPM-00442	8'	5' to 3'	8'	Right to Left Rake	\$7,317.12	\$6,878.09		
		Center section: Includes Transition section, deck, rear handrail, no side enclosure.								



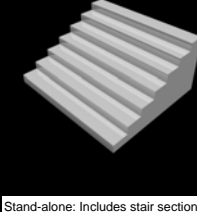









**Spohn Ranch
US Communities**

4 Sided Pyramid		Part Number	Width (X)	Height (Y)	Depth (Z)		Price	USC Price		
Open Corner Wedge		SPP-00001	15.5' x 15.5'	1.5'	15° / 69.5° Run	4' x 4' Deck	\$8,702.55	\$8,180.39		
			15.5' x 17.5'	1.5'	15° / 69.5° Run	6' x 6' Deck	Price	USC Price		
		SPP-00019	17.5' x 17.5'	2'	15° / 92.75° Run	4' x 4' Deck	\$9,255.64	\$8,700.30		
			17.5' x 19.5'	2'	15° / 92.75° Run	6' x 6' Deck	Price	USC Price		
		SPP-00020	15.5' x 15.5'	2'	20° / 70° Run	4' x 4' Deck	\$9,255.64	\$8,700.30		
		SPP-00023	15.5' x 17.5'	2'	20° / 70° Run	4' x 6' Deck	\$10,838.91	\$10,188.57		
		SPP-00046	18.5' x 18.5'	2.5'	20° / 87.75° Run	4' x 4' Deck	\$9,666.76	\$9,086.76		
		SPP-00049	18.5' x 20.5'	2.5'	20° / 87.75° Run	4' x 6' Deck	\$11,347.69	\$10,666.83		
Open Corner Pyramid: 4- Wedges, ASProaches, 1' Deck, 4- Right & 4' Left enclosures.										
4 Sided Pyramid		Part Number	Width (X)	Height (Y)	Depth (Z)		Price	USC Price		
Hipped Wedge		SPP-00025	17.5' x 17.5'	2'	15° / 92.75° Run	4' x 4' Deck	\$22,347.07	\$21,006.24		
		SPP-00028	17.5' x 19.5'	2'	15° / 92.75° Run	4' x 6' Deck	\$23,793.42	\$22,365.82		
		SPP-00031	17.5' x 23.5'	2'	15° / 92.75° Run	4' x 8' Deck	\$25,588.92	\$24,053.58		
		SPP-00034	21.5' x 21.5'	2'	15° / 92.75° Run	6' x 6' Deck	\$25,839.21	\$24,288.85		
		SPP-00036	23.5' x 23.5'	2'	15° / 92.75° Run	8' x 8' Deck	\$29,491.12	\$27,721.65		
		SPP-00026	15.5' x 15.5'	2'	20° / 70° Run	4' x 4' Deck	\$21,484.13	\$20,195.09		
		SPP-00029	15.5' x 17.5'	2'	20° / 70° Run	4' x 6' Deck	\$23,096.72	\$21,710.92		
		SPP-00032	15.5' x 19.5'	2'	20° / 70° Run	4' x 8' Deck	\$24,994.89	\$23,495.19		
		SPP-00035	17.5' x 17.5'	2'	20° / 70° Run	6' x 6' Deck	\$25,106.89	\$23,600.48		
		SPP-00037	19.5' x 19.5'	2'	20° / 70° Run	8' x 8' Deck	\$28,304.46	\$26,606.19		
		SPP-00052	18.5' x 18.5'	2.5'	20° / 87.75° Run	4' x 4' Deck	\$23,029.47	\$21,647.71		
		SPP-00055	18.5' x 20.5'	2.5'	20° / 87.75° Run	4' x 6' Deck	\$24,317.27	\$22,858.23		
		Hipped Corner Pyramid: 4- Wedges, Approaches, 1' Deck, 4- Hipped corner sections.								
		4 Sided Pyramid		Part Number	Width (X)	Height (Y)	Depth (Z)		Price	USC Price
		Hipped Wedge		SPP-00058	18.5' x 22.5'	2.5'	20° / 87.75° Run	4' x 8' Deck	\$25,949.41	\$24,392.44
SPP-00061	20.5' x 20.5'			2.5'	20° / 87.75° Run	6' x 6' Deck	\$26,670.17	\$25,069.96		
SPP-00063	22.5' x 22.5'			2.5'	20° / 87.75° Run	8' x 8' Deck	\$29,726.17	\$27,942.60		
SPP-00075	21.5' x 21.5'			3'	20° / 105° Run	4' x 4' Deck	\$28,551.20	\$26,838.12		
SPP-00077	21.5' x 23.5'			3'	20° / 105° Run	4' x 6' Deck	\$30,027.23	\$28,225.59		
SPP-00079	21.5' x 25.5'			3'	20° / 105° Run	4' x 8' Deck	\$31,980.03	\$30,061.23		
SPP-00081	23.5' x 23.5'			3'	20° / 105° Run	6' x 6' Deck	\$30,027.23	\$28,225.59		
SPP-00083	25.5' x 25.5'			3'	20° / 105° Run	8' x 8' Deck	\$35,784.74	\$33,637.65		
SPP-00076	18.25' x 18.25'			3'	25° / 85.25° Run	4' x 4' Deck	\$27,980.17	\$26,301.36		
SPP-00078	18.25' x 20.25'			3'	25° / 85.25° Run	4' x 6' Deck	\$29,426.68	\$27,661.08		
SPP-00080	18.25' x 22.25'			3'	25° / 85.25° Run	4' x 8' Deck	\$31,340.43	\$29,460.01		
SPP-00082	20.25' x 20.25'			3'	25° / 85.25° Run	6' x 6' Deck	\$32,343.98	\$30,403.34		
Hipped Corner Pyramid: 4- Wedges, Approaches, 1' Deck, 4- Hipped corner sections.										
6 Sided Pyramid		Part Number	Width (X)	Height (Y)	Depth (Z)		Price	USC Price		
Hipped Wedge		SPP-00039	17.5' Round	2'	15° / 92.75° Run	4' Hex. Deck	\$19,033.48	\$17,891.47		
		SPP-00042	21.5' Round	2'	15° / 92.75° Run	6' Hex. Deck	\$23,411.55	\$22,006.85		
		SPP-00040	15.5' Round	2'	20° / 70° Run	4' Hex. Deck	\$18,682.27	\$17,561.34		
		SPP-00043	17.5' Round	2'	20° / 70° Run	6' Hex. Deck	\$22,443.42	\$21,096.81		
		SPP-00066	18.5' Round	2.5'	20° / 87.75° Run	4' Hex. Deck	\$20,061.34	\$18,857.66		
		SPP-00069	20.5' Round	2.5'	20° / 87.75° Run	6' Hex. Deck	\$24,763.23	\$23,277.43		
		SPP-00085	21.5' Round	3'	20° / 105° Run	4' Hex. Deck	\$23,950.06	\$22,513.05		
		SPP-00087	23.5' Round	3'	20° / 105° Run	6' Hex. Deck	\$26,100.32	\$24,534.30		
		SPP-00086	18.25' Round	3'	25° / 85.25° Run	4' Hex. Deck	\$23,563.09	\$22,149.31		
		SPP-00088	20.25' Round	3'	25° / 85.25° Run	6' Hex. Deck	\$25,495.99	\$23,966.23		
		Hipped Corner Pyramid: 4- Transitions, Approaches, 1' Deck, 4- Hipped corner sections.								
4 Sided Pyramid		Part Number	Width (X)	Height (Y)	Depth (Z)		Price	USC Price		
Open Transition		SPP-00117	17.5' x 17.5'	2'	12' R	4' x 4' Deck	\$9,789.53	\$9,202.16		
		SPP-00119	21.5' x 21.5'	2'	12' R	6' x 6' Deck	\$13,891.26	\$13,057.78		
		SPP-00123	23.5' x 23.5'	2.5'	12' R	4' x 4' Deck	\$10,681.78	\$10,040.88		
		SPP-00125	25.25' x 25.25'	2.5'	12' R	6' x 6' Deck	\$14,972.96	\$14,074.59		
Hipped Corner Pyramid: 4- Transitions, Approaches, 1' Deck, 4- Hipped corner sections.										
Roll-in: Street		Part Number	Width (X)	Height (Y)	Radii (Z)		Price	USC Price		
Stand-alone		SPR-00001	4'	3'	3'	Stand-alone Section	\$3,786.14	\$3,558.97		
		SPR-00005	6'	3'	3'	Stand-alone Section	\$4,785.80	\$4,498.65		
		SPR-00009	8'	3'	3'	Stand-alone Section	\$5,655.88	\$5,316.52		
		SPR-00013	4'	4'	3'	Stand-alone Section	\$4,423.00	\$4,157.62		
		SPR-00021	8'	4'	3'	Stand-alone Section	\$6,336.44	\$5,956.25		
		SPR-00028	6'	5'	3'	Stand-alone Section	\$6,490.73	\$6,101.29		
		SPR-00032	8'	5'	3'	Stand-alone Section	\$7,509.62	\$7,059.04		
		SPR-00039	6'	6'	3'	Stand-alone Section	\$7,052.93	\$6,629.75		
		SPR-00043	8'	6'	3'	Stand-alone Section	\$6,714.33	\$6,311.47		
		SPR-00050	6'	7'	3'	Stand-alone Section	\$7,794.83	\$7,327.14		
		SPR-00061	6'	8'	3'	Stand-alone Section	\$9,139.41	\$8,591.04		
SPR-00065	8'	8'	3'	Stand-alone Section	\$10,401.59	\$9,777.49				
Stand-alone: Includes Roll-in section, threshold, left & right side enclosures.										







**Spohn Ranch
US Communities**

Roll-in: Street		Part Number	Width (X)	Height (Y)	Radii (Z)		Price	USC Price		
Left Section		SPR-00002	4'	3'	3'	Left Section	\$3,096.01	\$2,910.25		
		SPR-00006	6'	3'	3'	Left Section	\$4,086.32	\$3,841.14		
		SPR-00010	8'	3'	3'	Left Section	\$4,944.72	\$4,648.04		
		SPR-00014	4'	4'	3'	Left Section	\$3,426.35	\$3,220.77		
		SPR-00018	6'	4'	3'	Left Section	\$4,427.19	\$4,161.56		
		SPR-00022	8'	4'	3'	Left Section	\$5,298.06	\$4,980.18		
		SPR-00025	4'	5'	3'	Left Section	\$4,065.41	\$3,821.49		
		SPR-00029	6'	5'	3'	Left Section	\$5,236.41	\$4,922.22		
		SPR-00033	8'	5'	3'	Left Section	\$6,243.61	\$5,868.99		
		SPR-00036	4'	6'	3'	Left Section	\$4,382.78	\$4,119.81		
		SPR-00040	6'	6'	3'	Left Section	\$5,611.17	\$5,274.50		
		SPR-00044	8'	6'	3'	Left Section	\$6,659.37	\$6,259.81		
		Left Side: Includes Roll-in section, threshold, left side enclosure.								
		Roll-in: Street		Part Number	Width (X)	Height (Y)	Radii (Z)		Price	USC Price
Left Section		SPR-00047	4'	7'	3'	Left Section	\$4,815.14	\$4,526.23		
		SPR-00051	6'	7'	3'	Left Section	\$6,110.66	\$5,744.02		
		SPR-00055	8'	7'	3'	Left Section	\$6,517.04	\$6,126.02		
		SPR-00058	4'	8'	3'	Left Section	\$5,546.91	\$5,214.10		
		SPR-00062	6'	8'	3'	Left Section	\$7,046.04	\$6,623.28		
		SPR-00066	8'	8'	3'	Left Section	\$8,296.53	\$7,798.74		
		Left Side: Includes Roll-in section, threshold, left side enclosure.								
Roll-in: Street		Part Number	Width (X)	Height (Y)	Radii (Z)		Price	USC Price		
Right Section		SPR-00003	4'	3'	3'	Right Section	\$3,096.01	\$2,910.25		
		SPR-00007	6'	3'	3'	Right Section	\$4,086.32	\$3,841.14		
		SPR-00011	8'	3'	3'	Right Section	\$4,944.72	\$4,648.04		
		SPR-00015	4'	4'	3'	Right Section	\$3,426.35	\$3,220.77		
		SPR-00019	6'	4'	3'	Right Section	\$4,427.19	\$4,161.56		
		SPR-00023	8'	4'	3'	Right Section	\$5,298.06	\$4,980.18		
		SPR-00026	4'	5'	3'	Right Section	\$4,065.41	\$3,821.49		
		SPR-00030	6'	5'	3'	Right Section	\$5,236.41	\$4,922.22		
		SPR-00034	8'	5'	3'	Right Section	\$6,243.61	\$5,868.99		
		SPR-00037	4'	6'	3'	Right Section	\$4,382.78	\$4,119.81		
		SPR-00041	6'	6'	3'	Right Section	\$5,611.17	\$5,274.50		
		SPR-00045	8'	6'	3'	Right Section	\$6,659.37	\$6,259.81		
Right Side: Includes Roll-in section, threshold, right side enclosure.										
Roll-in: Street		Part Number	Width (X)	Height (Y)	Radii (Z)		Price	USC Price		
Right Section		SPR-00048	4'	7'	3'	Right Section	\$4,815.14	\$4,526.23		
		SPR-00052	6'	7'	3'	Right Section	\$6,110.66	\$5,744.02		
		SPR-00056	8'	7'	3'	Right Section	\$6,517.04	\$6,126.02		
		SPR-00059	4'	8'	3'	Right Section	\$5,546.91	\$5,214.10		
		SPR-00063	6'	8'	3'	Right Section	\$7,046.04	\$6,623.28		
		SPR-00067	8'	8'	3'	Right Section	\$8,296.53	\$7,798.74		
		Right Side: Includes Roll-in section, threshold, right side enclosure.								
Roll-in: Street		Part Number	Width (X)	Height (Y)	Radii (Z)		Price	USC Price		
Center Section		SPR-00004	4'	3'	3'	Center Section	\$2,405.89	\$2,261.53		
		SPR-00008	6'	3'	3'	Center Section	\$3,386.85	\$3,183.64		
		SPR-00012	8'	3'	3'	Center Section	\$4,233.56	\$3,979.55		
		SPR-00016	4'	4'	3'	Center Section	\$2,445.25	\$2,298.53		
		SPR-00020	6'	4'	3'	Center Section	\$3,436.74	\$3,230.54		
		SPR-00024	8'	4'	3'	Center Section	\$4,295.93	\$4,038.17		
		SPR-00027	4'	5'	3'	Center Section	\$2,820.43	\$2,651.21		
		SPR-00031	6'	5'	3'	Center Section	\$3,982.08	\$3,743.16		
		SPR-00035	8'	5'	3'	Center Section	\$4,977.60	\$4,678.95		
		SPR-00038	4'	6'	3'	Center Section	\$2,945.70	\$2,768.96		
		SPR-00042	6'	6'	3'	Center Section	\$4,169.42	\$3,919.26		
		SPR-00046	8'	6'	3'	Center Section	\$5,211.78	\$4,899.07		
Center section: Includes Roll-in section, threshold, no side enclosure.										
Roll-in: Street		Part Number	Width (X)	Height (Y)	Radii (Z)		Price	USC Price		
Center Section		SPR-00049	4'	7'	3'	Center Section	\$3,075.94	\$2,891.39		
		SPR-00053	6'	7'	3'	Center Section	\$4,362.11	\$4,100.38		
		SPR-00057	8'	7'	3'	Center Section	\$5,452.64	\$5,125.48		
		SPR-00060	4'	8'	3'	Center Section	\$3,465.46	\$3,257.54		
		SPR-00064	6'	8'	3'	Center Section	\$4,955.24	\$4,657.93		
		SPR-00068	8'	8'	3'	Center Section	\$6,194.06	\$5,822.41		
		Center section: Includes Roll-in section, threshold, no side enclosure.								





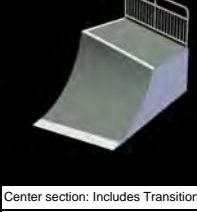

**Spohn Ranch
US Communities**

		Part Number	Width (X)	Height (Y)	Run/Rise (Z)		Price	USC Price	
Stand-alone		Stairs							
		SPS-00001	4'	2'	6' / 12"	Stand-alone: 4 Step	\$2,423.90	\$2,278.46	
		SPS-00002	6'	2'	6' / 12"	Stand-alone: 4 Step	\$2,772.48	\$2,606.13	
		SPS-00003	8'	2'	6' / 12"	Stand-alone: 4 Step	\$3,121.06	\$2,933.80	
		SPS-00004	4'	2.5'	6' / 12"	Stand-alone: 5 Step	\$2,765.05	\$2,599.15	
		SPS-00005	6'	2.5'	6' / 12"	Stand-alone: 5 Step	\$2,960.20	\$2,782.59	
		SPS-00006	8'	2.5'	6' / 12"	Stand-alone: 5 Step	\$3,545.65	\$3,332.91	
		SPS-00007	4'	3'	6' / 12"	Stand-alone: 6 Step	\$3,448.77	\$3,241.84	
		SPS-00008	6'	3'	6' / 12"	Stand-alone: 6 Step	\$3,971.64	\$3,733.35	
		SPS-00009	8'	3'	6' / 12"	Stand-alone: 6 Step	\$4,494.52	\$4,224.85	
		SPS-00010	4'	3.5'	6' / 12"	Stand-alone: 7 Step	\$4,005.46	\$3,765.13	
		SPS-00011	6'	3.5'	6' / 12"	Stand-alone: 7 Step	\$4,615.48	\$4,338.55	
		SPS-00012	8'	3.5'	6' / 12"	Stand-alone: 7 Step	\$5,225.50	\$4,911.97	
Stand-alone: Includes stair section, left & right side enclosures.									
Stand-alone		Stairs							
		SPS-00013	4'	4'	6' / 12"	Stand-alone: 8 Step	\$4,713.72	\$4,430.90	
		SPS-00014	6'	4'	6' / 12"	Stand-alone: 8 Step	\$5,410.89	\$5,086.24	
		SPS-00015	8'	4'	6' / 12"	Stand-alone: 8 Step	\$6,498.30	\$6,108.40	
		SPS-00016	4'	5'	6' / 12"	Stand-alone: 10 Step	\$5,992.59	\$5,633.04	
		SPS-00017	6'	5'	6' / 12"	Stand-alone: 10 Step	\$6,864.05	\$6,452.21	
		SPS-00018	8'	5'	6' / 12"	Stand-alone: 10 Step	\$8,244.59	\$7,749.91	
		SPS-00019	4'	6'	6' / 12"	Stand-alone: 12 Step	\$7,410.90	\$6,966.24	
		SPS-00020	6'	6'	6' / 12"	Stand-alone: 12 Step	\$8,456.65	\$7,949.25	
		SPS-00021	8'	6'	6' / 12"	Stand-alone: 12 Step	\$9,502.40	\$8,932.25	
		SPS-00025	4'	8'	6' / 12"	Stand-alone: 16 Step	\$10,121.66	\$9,514.36	
		SPS-00026	6'	8'	6' / 12"	Stand-alone: 16 Step	\$11,515.99	\$10,825.03	
		SPS-00027	8'	8'	6' / 12"	Stand-alone: 16 Step	\$12,910.33	\$12,135.71	
Stand-alone: Includes stair section, left & right side enclosures.									
Stand-alone		Transition: Street							
		SPT-00001	4'	3'	8' Radius	Stand-alone Section	\$2,289.61	\$2,152.24	
		SPT-00005	6'	3'	8' Radius	Stand-alone Section	\$3,007.96	\$2,827.48	
		SPT-00009	8'	3'	8' Radius	Stand-alone Section	\$3,592.90	\$3,377.33	
		SPT-00013	4'	4'	8' Radius	Stand-alone Section	\$2,612.02	\$2,455.30	
		SPT-00017	6'	4'	8' Radius	Stand-alone Section	\$3,342.68	\$3,142.12	
		SPT-00021	8'	4'	8' Radius	Stand-alone Section	\$3,938.56	\$3,702.24	
		SPT-00025	4'	5'	8' Radius	Stand-alone Section	\$3,137.15	\$2,948.92	
		SPT-00029	6'	5'	8' Radius	Stand-alone Section	\$3,994.00	\$3,754.36	
		SPT-00033	8'	5'	8' Radius	Stand-alone Section	\$4,685.45	\$4,404.32	
		Stand-alone: Includes Transition section, threshold, left & right side enclosures.							
Stand-alone		Transition: Street							
		SPT-00037	4'	6'	8' Radius	Stand-alone Section	\$3,401.23	\$3,197.16	
		SPT-00041	6'	6'	8' Radius	Stand-alone Section	\$4,286.96	\$4,029.74	
		SPT-00045	8'	6'	8' Radius	Stand-alone Section	\$4,997.67	\$4,697.81	
		SPT-00049	4'	7'	8' Radius	Stand-alone Section	\$3,765.55	\$3,539.61	
		SPT-00053	6'	7'	8' Radius	Stand-alone Section	\$4,700.86	\$4,418.81	
		SPT-00057	8'	7'	8' Radius	Stand-alone Section	\$5,450.62	\$5,123.59	
		SPT-00061	4'	8'	8' Radius	Stand-alone Section	\$4,231.52	\$3,977.62	
		SPT-00065	6'	8'	8' Radius	Stand-alone Section	\$5,205.93	\$4,893.57	
		SPT-00069	8'	8'	8' Radius	Stand-alone Section	\$5,988.03	\$5,628.75	
		Stand-alone: Includes Transition section, threshold, left & right side enclosures.							
Left Section		Transition: Street							
		SPT-00002	4'	3'	8' Radius	Left Section	\$1,936.83	\$1,820.62	
		SPT-00006	6'	3'	8' Radius	Left Section	\$2,650.50	\$2,491.47	
		SPT-00010	8'	3'	8' Radius	Left Section	\$3,229.60	\$3,035.82	
		SPT-00014	4'	4'	8' Radius	Left Section	\$2,095.62	\$1,969.88	
		SPT-00018	6'	4'	8' Radius	Left Section	\$2,809.19	\$2,640.64	
		SPT-00022	8'	4'	8' Radius	Left Section	\$3,390.95	\$3,187.49	
		SPT-00026	4'	5'	8' Radius	Left Section	\$2,504.36	\$2,354.10	
		SPT-00030	6'	5'	8' Radius	Left Section	\$3,356.54	\$3,155.14	
		SPT-00034	8'	5'	8' Radius	Left Section	\$4,042.15	\$3,799.62	
		Left Side: Includes Transition section, threshold, left side enclosure.							
Left Section		Transition: Street							
		SPT-00038	4'	6'	8' Radius	Left Section	\$2,669.82	\$2,509.63	
		SPT-00042	6'	6'	8' Radius	Left Section	\$3,553.21	\$3,340.02	
		SPT-00046	8'	6'	8' Radius	Left Section	\$4,261.00	\$4,005.34	
		SPT-00050	4'	7'	8' Radius	Left Section	\$2,928.13	\$2,752.44	
		SPT-00054	6'	7'	8' Radius	Left Section	\$3,858.77	\$3,627.25	
		SPT-00058	8'	7'	8' Radius	Left Section	\$4,465.72	\$4,197.77	
		SPT-00062	4'	8'	8' Radius	Left Section	\$3,172.77	\$2,982.40	
		SPT-00066	6'	8'	8' Radius	Left Section	\$4,142.51	\$3,893.96	
		SPT-00070	8'	8'	8' Radius	Left Section	\$4,918.77	\$4,623.64	
		Left Side: Includes Transition section, threshold, left side enclosure.							

**Spohn Ranch
US Communities**

Transition: Street		Part Number	Width (X)	Height (Y)	Radii (Z)		Price	USC Price
Right Section		SPT-00003	4'	3'	8' Radius	Right Section	\$1,936.83	\$1,820.62
		SPT-00007	6'	3'	8' Radius	Right Section	\$2,650.50	\$2,491.47
		SPT-00011	8'	3'	8' Radius	Right Section	\$3,229.60	\$3,035.82
		SPT-00015	4'	4'	8' Radius	Right Section	\$2,095.62	\$1,969.88
		SPT-00019	6'	4'	8' Radius	Right Section	\$2,809.19	\$2,640.64
		SPT-00023	8'	4'	8' Radius	Right Section	\$3,390.95	\$3,187.49
		SPT-00027	4'	5'	8' Radius	Right Section	\$2,504.36	\$2,354.10
		SPT-00031	6'	5'	8' Radius	Right Section	\$3,356.54	\$3,155.14
		SPT-00035	8'	5'	8' Radius	Right Section	\$4,042.15	\$3,799.62
		Right Side: Includes Transition section, threshold, right side enclosure.						
Transition: Street		Part Number	Width (X)	Height (Y)	Radii (Z)		Price	USC Price
Right Section		SPT-00039	4'	6'	8' Radius	Right Section	\$2,669.82	\$2,509.63
		SPT-00043	6'	6'	8' Radius	Right Section	\$3,553.21	\$3,340.02
		SPT-00047	8'	6'	8' Radius	Right Section	\$4,261.00	\$4,005.34
		SPT-00051	4'	7'	8' Radius	Right Section	\$2,928.13	\$2,752.44
		SPT-00055	6'	7'	8' Radius	Right Section	\$3,858.77	\$3,627.25
		SPT-00059	8'	7'	8' Radius	Right Section	\$4,465.72	\$4,197.77
		SPT-00063	4'	8'	8' Radius	Right Section	\$3,172.77	\$2,982.40
		SPT-00067	6'	8'	8' Radius	Right Section	\$4,142.51	\$3,893.96
		SPT-00071	8'	8'	8' Radius	Right Section	\$4,918.77	\$4,623.64
		Right Side: Includes Transition section, threshold, right side enclosure.						
Transition: Street		Part Number	Width (X)	Height (Y)	Radii (Z)		Price	USC Price
Center Section		SPT-00004	4'	3'	8' Radius	Center Section	\$1,584.04	\$1,489.00
		SPT-00008	6'	3'	8' Radius	Center Section	\$2,293.04	\$2,155.46
		SPT-00012	8'	3'	8' Radius	Center Section	\$2,866.30	\$2,694.32
		SPT-00016	4'	4'	8' Radius	Center Section	\$1,594.77	\$1,499.08
		SPT-00020	6'	4'	8' Radius	Center Section	\$2,303.67	\$2,165.45
		SPT-00024	8'	4'	8' Radius	Center Section	\$2,879.58	\$2,706.81
		SPT-00028	4'	5'	8' Radius	Center Section	\$1,871.58	\$1,759.28
		SPT-00032	6'	5'	8' Radius	Center Section	\$2,719.07	\$2,555.93
		SPT-00036	8'	5'	8' Radius	Center Section	\$3,398.84	\$3,194.91
		Center section: Includes Transition section, threshold, no side enclosure.						
Transition: Street		Part Number	Width (X)	Height (Y)	Radii (Z)		Price	USC Price
Center Section		SPT-00040	4'	6'	8' Radius	Center Section	\$1,938.41	\$1,822.10
		SPT-00044	6'	6'	8' Radius	Center Section	\$2,819.46	\$2,650.29
		SPT-00048	8'	6'	8' Radius	Center Section	\$3,524.33	\$3,312.87
		SPT-00052	4'	7'	8' Radius	Center Section	\$2,026.35	\$1,904.77
		SPT-00056	6'	7'	8' Radius	Center Section	\$2,952.32	\$2,775.18
		SPT-00060	8'	7'	8' Radius	Center Section	\$3,690.40	\$3,468.97
		SPT-00064	4'	8'	8' Radius	Center Section	\$2,116.60	\$1,989.60
		SPT-00068	6'	8'	8' Radius	Center Section	\$3,081.67	\$2,896.77
		SPT-00072	8'	8'	8' Radius	Center Section	\$3,852.08	\$3,620.96
		Center section: Includes Transition section, threshold, no side enclosure.						
Transition: Jump-box		Part Number	Width (X)	Height (Y)	Radii (Z)		Price	USC Price
Stand-alone		SPT-00081	8'	4'	9' Radius	Stand-alone Section	\$4,529.34	\$4,257.58
		SPT-00093	8'	4.5'	9' Radius	Stand-alone Section	\$4,989.66	\$4,690.26
		SPT-00105	8'	5'	9.5' Radius	Stand-alone Section	\$5,449.99	\$5,122.99
		SPT-00117	8'	4'	18' Radius	Stand-alone Section	\$5,120.12	\$4,812.92
		SPT-00129	8'	4.5'	18' Radius	Stand-alone Section	\$5,605.60	\$5,269.27
		SPT-00141	8'	5'	18' Radius	Stand-alone Section	\$6,091.08	\$5,725.62
Stand-alone: Includes Transition section, threshold, left & right side enclosures.								
Transition: Jump-box		Part Number	Width (X)	Height (Y)	Radii (Z)		Price	USC Price
Left Section		SPT-00078	6'	4'	9' Radius	Left Launch Section	\$3,161.33	\$2,971.65
		SPT-00082	8'	4'	9' Radius	Left Launch Section	\$3,899.59	\$3,665.61
		SPT-00090	6'	4.5'	9' Radius	Left Launch Section	\$3,466.16	\$3,258.19
		SPT-00094	8'	4.5'	9' Radius	Left Launch Section	\$4,304.19	\$4,045.94
		SPT-00102	6'	5'	9.5' Radius	Left Launch Section	\$3,770.99	\$3,544.73
		SPT-00106	8'	5'	9.5' Radius	Left Launch Section	\$4,708.79	\$4,426.26
		SPT-00114	6'	4'	18' Radius	Left Landing Section	\$3,513.48	\$3,302.67
		SPT-00118	8'	4'	18' Radius	Left Landing Section	\$4,408.23	\$4,143.74
		SPT-00126	6'	4.5'	18' Radius	Left Landing Section	\$3,849.46	\$3,618.49
		SPT-00130	8'	4.5'	18' Radius	Left Landing Section	\$4,831.51	\$4,541.62
		SPT-00138	6'	5'	18' Radius	Left Landing Section	\$4,185.45	\$3,934.32
		SPT-00142	8'	5'	18' Radius	Left Landing Section	\$5,254.79	\$4,939.50
Left Side: Includes Transition section, threshold, left side enclosure.								







**Spohn Ranch
US Communities**

		Part Number	Width (X)	Height (Y)	Radii (Z)		Price	USC Price	
Right Section		Transition: Jump-box							
		SPT-00079	6'	4'	9' Radius	Right Launch Section	\$3,161.33	\$2,971.65	
		SPT-00083	8'	4'	9' Radius	Right Launch Section	\$3,899.59	\$3,665.61	
		SPT-00091	6'	4.5'	9' Radius	Right Launch Section	\$3,466.16	\$3,258.19	
		SPT-00095	6'	4.5'	9' Radius	Right Launch Section	\$4,304.19	\$4,045.94	
		SPT-00103	6'	5'	9.5' Radius	Right Launch Section	\$3,770.99	\$3,544.73	
		SPT-00107	8'	5'	9.5' Radius	Right Launch Section	\$4,708.79	\$4,426.26	
		SPT-00115	6'	4'	18' Radius	Right Landing Section	\$3,513.48	\$3,302.67	
		SPT-00119	8'	4'	18' Radius	Right Landing Section	\$4,408.23	\$4,143.74	
		SPT-00127	6'	4.5'	18' Radius	Right Landing Section	\$3,849.46	\$3,618.49	
		SPT-00131	8'	4.5'	18' Radius	Right Landing Section	\$4,831.51	\$4,541.62	
		SPT-00139	6'	5'	18' Radius	Right Landing Section	\$4,185.45	\$3,934.32	
		SPT-00143	8'	5'	18' Radius	Right Landing Section	\$5,254.79	\$4,939.50	
		Right Side: Includes Transition section, threshold, right side enclosure.							
Center Section		Transition: Jump-box							
		SPT-00080	6'	4'	9' Radius	Center Launch Section	\$2,649.22	\$2,490.26	
		SPT-00084	8'	4'	9' Radius	Center Launch Section	\$3,311.52	\$3,112.83	
		SPT-00092	6'	4.5'	9' Radius	Center Launch Section	\$2,888.08	\$2,714.79	
		SPT-00096	6'	4.5'	9' Radius	Center Launch Section	\$3,639.55	\$3,421.18	
		SPT-00104	6'	5'	9.5' Radius	Center Launch Section	\$3,126.93	\$2,939.32	
		SPT-00108	8'	5'	9.5' Radius	Center Launch Section	\$3,967.59	\$3,729.54	
		SPT-00116	6'	4'	18' Radius	Center Landing Section	\$2,994.76	\$2,815.08	
		SPT-00120	8'	4'	18' Radius	Center Landing Section	\$3,743.46	\$3,518.85	
		SPT-00128	6'	4.5'	18' Radius	Center Landing Section	\$3,264.78	\$3,068.89	
		SPT-00132	8'	4.5'	18' Radius	Center Landing Section	\$3,841.64	\$3,611.14	
		SPT-00140	6'	5'	18' Radius	Center Landing Section	\$3,534.80	\$3,322.71	
		SPT-00144	8'	5'	18' Radius	Center Landing Section	\$4,418.49	\$4,153.39	
		Center section: Includes Transition section, threshold, no side enclosure.							
Center Section		Transition: Raked QP							
		SPT-00145	4'	8' to 7'	4'	Left to Right Rake	\$5,062.63	\$4,758.87	
		SPT-00153	4'	7' to 6'	4'	Left to Right Rake	\$4,737.93	\$4,453.65	
		SPT-00161	4'	6' to 5'	4'	Left to Right Rake	\$4,300.43	\$4,042.41	
		SPT-00169	4'	5' to 4'	4'	Left to Right Rake	\$4,236.68	\$3,982.48	
		SPT-00147	8'	8' to 7'	4'	Left to Right Rake	\$7,978.15	\$7,499.46	
		SPT-00151	8'	8' to 6'	4'	Left to Right Rake	\$7,969.20	\$7,491.05	
		SPT-00155	8'	7' to 6'	4'	Left to Right Rake	\$7,412.64	\$6,967.88	
		SPT-00159	8'	7' to 5'	4'	Left to Right Rake	\$7,390.95	\$6,947.49	
		SPT-00163	8'	6' to 5'	4'	Left to Right Rake	\$6,590.05	\$6,194.64	
		SPT-00167	8'	6' to 4'	4'	Left to Right Rake	\$6,584.14	\$6,189.10	
		SPT-00171	8'	5' to 4'	4'	Left to Right Rake	\$6,406.13	\$6,021.76	
		SPT-00175	8'	5' to 3'	4'	Left to Right Rake	\$6,377.86	\$5,995.19	
		Center section: Includes Transition section, deck, rear handrail, no side enclosure.							
Center Section		Transition: Raked QP							
		SPT-00146	4'	8' to 7'	4'	Right to Left Rake	\$5,062.63	\$4,758.87	
		SPT-00154	4'	7' to 6'	4'	Right to Left Rake	\$4,737.93	\$4,453.65	
		SPT-00162	4'	6' to 5'	4'	Right to Left Rake	\$4,300.43	\$4,042.41	
		SPT-00170	4'	5' to 4'	4'	Right to Left Rake	\$4,236.68	\$3,982.48	
		SPT-00148	8'	8' to 7'	4'	Right to Left Rake	\$7,978.15	\$7,499.46	
		SPT-00152	8'	8' to 6'	4'	Right to Left Rake	\$7,969.20	\$7,491.05	
		SPT-00156	8'	7' to 6'	4'	Right to Left Rake	\$7,412.64	\$6,967.88	
		SPT-00160	8'	7' to 5'	4'	Right to Left Rake	\$7,390.95	\$6,947.49	
		SPT-00164	8'	6' to 5'	4'	Right to Left Rake	\$6,590.05	\$6,194.64	
		SPT-00168	8'	6' to 4'	4'	Right to Left Rake	\$6,584.14	\$6,189.10	
		SPT-00172	8'	5' to 4'	4'	Right to Left Rake	\$6,406.13	\$6,021.76	
		SPT-00176	8'	5' to 3'	4'	Right to Left Rake	\$6,377.86	\$5,995.19	
		Center section: Includes Transition section, deck, rear handrail, no side enclosure.							
Center Section		Transition: Raked QP							
		SPT-00177	4'	8' to 7'	8'	Left to Right Rake	\$5,992.40	\$5,632.85	
		SPT-00185	4'	7' to 6'	8'	Left to Right Rake	\$5,667.69	\$5,327.63	
		SPT-00193	4'	6' to 5'	8'	Left to Right Rake	\$5,230.20	\$4,916.39	
		SPT-00201	4'	5' to 4'	8'	Left to Right Rake	\$5,166.44	\$4,856.46	
		SPT-00179	8'	8' to 7'	8'	Left to Right Rake	\$8,961.22	\$8,423.54	
		SPT-00183	8'	8' to 6'	8'	Left to Right Rake	\$8,952.27	\$8,415.14	
		SPT-00187	8'	7' to 6'	8'	Left to Right Rake	\$8,395.71	\$7,891.97	
		SPT-00191	8'	7' to 5'	8'	Left to Right Rake	\$8,374.02	\$7,871.58	
		SPT-00195	8'	6' to 5'	8'	Left to Right Rake	\$7,573.12	\$7,118.73	
		SPT-00199	8'	6' to 4'	8'	Left to Right Rake	\$7,567.22	\$7,113.18	
		SPT-00203	8'	5' to 4'	8'	Left to Right Rake	\$7,389.20	\$6,945.85	
		SPT-00207	8'	5' to 3'	8'	Left to Right Rake	\$7,317.12	\$6,878.09	
		Center section: Includes Transition section, deck, rear handrail, no side enclosure.							
Center Section		Transition: Raked QP							
		SPT-00178	4'	8' to 7'	8'	Right to Left Rake	\$5,992.40	\$5,632.85	
		SPT-00186	4'	7' to 6'	8'	Right to Left Rake	\$5,667.69	\$5,327.63	
		SPT-00194	4'	6' to 5'	8'	Right to Left Rake	\$5,230.20	\$4,916.39	
		SPT-00202	4'	5' to 4'	8'	Right to Left Rake	\$5,166.44	\$4,856.46	
		SPT-00180	8'	8' to 7'	8'	Right to Left Rake	\$8,961.22	\$8,423.54	
		SPT-00184	8'	8' to 6'	8'	Right to Left Rake	\$8,952.27	\$8,415.14	
		SPT-00188	8'	7' to 6'	8'	Right to Left Rake	\$8,395.71	\$7,891.97	
		SPT-00192	8'	7' to 5'	8'	Right to Left Rake	\$8,374.02	\$7,871.58	
		SPT-00196	8'	6' to 5'	8'	Right to Left Rake	\$7,573.12	\$7,118.73	
		SPT-00200	8'	6' to 4'	8'	Right to Left Rake	\$7,567.22	\$7,113.18	
		SPT-00204	8'	5' to 4'	8'	Right to Left Rake	\$7,389.20	\$6,945.85	
		SPT-00208	8'	5' to 3'	8'	Right to Left Rake	\$7,317.12	\$6,878.09	
		Center section: Includes Transition section, deck, rear handrail, no side enclosure.							







**Spoehn Ranch
US Communities**

Wedge: Interior Street		Part Number	Width (X)	Height (Y)	Angle ° (Z)		Price	USC Price		
Stand-alone		SPW-00013	4'	1.5'	15°	Stand-alone	\$1,902.29	\$1,788.16		
		SPW-00017	6'	1.5'	15°	Stand-alone	\$2,477.14	\$2,328.51		
		SPW-00021	8'	1.5'	15°	Stand-alone	\$3,091.61	\$2,906.11		
		SPW-00025	4'	2'	15°	Stand-alone	\$1,977.50	\$1,858.85		
		SPW-00029	6'	2'	15°	Stand-alone	\$2,584.85	\$2,429.76		
		SPW-00033	8'	2'	15°	Stand-alone	\$3,233.09	\$3,039.10		
		SPW-00037	4'	2.5'	15°	Stand-alone	\$2,069.91	\$1,945.72		
		SPW-00041	6'	2.5'	15°	Stand-alone	\$2,707.83	\$2,545.36		
		SPW-00045	8'	2.5'	15°	Stand-alone	\$3,389.49	\$3,186.12		
		Stand-alone: Includes Wedge section, corner plate, threshold, left & right side enclosures.								
Wedge: Interior Street		Part Number	Width (X)	Height (Y)	Angle ° (Z)		Price	USC Price		
Stand-alone		SPW-00073	4'	2.5'	20°	Stand-alone	\$2,069.91	\$1,945.72		
		SPW-00077	6'	2.5'	20°	Stand-alone	\$2,707.83	\$2,545.36		
		SPW-00081	8'	2.5'	20°	Stand-alone	\$3,389.49	\$3,186.12		
		SPW-00085	4'	3'	20°	Stand-alone	\$2,159.85	\$2,030.26		
		SPW-00089	6'	3'	20°	Stand-alone	\$2,872.77	\$2,700.40		
		SPW-00093	8'	3'	20°	Stand-alone	\$3,454.09	\$3,246.85		
		SPW-00097	4'	3.5'	20°	Stand-alone	\$2,408.53	\$2,264.02		
		SPW-00101	6'	3.5'	20°	Stand-alone	\$3,102.68	\$2,916.52		
		SPW-00105	8'	3.5'	20°	Stand-alone	\$3,674.21	\$3,453.76		
		SPW-00109	4'	4'	20°	Stand-alone	\$2,432.88	\$2,286.90		
		SPW-00113	6'	4'	20°	Stand-alone	\$3,141.63	\$2,953.14		
		SPW-00117	8'	4'	20°	Stand-alone	\$3,722.91	\$3,499.54		
		Stand-alone: Includes Wedge section, corner plate, threshold, left & right side enclosures.								
Wedge: Interior Street		Part Number	Width (X)	Height (Y)	Angle ° (Z)		Price	USC Price		
Stand-alone		SPW-00133	4'	2'	25°	Stand-alone	\$1,977.50	\$1,858.85		
		SPW-00137	6'	2'	25°	Stand-alone	\$2,584.85	\$2,429.76		
		SPW-00141	8'	2'	25°	Stand-alone	\$3,233.09	\$3,039.10		
		SPW-00145	4'	2.5'	25°	Stand-alone	\$2,069.91	\$1,945.72		
		SPW-00149	6'	2.5'	25°	Stand-alone	\$2,707.83	\$2,545.36		
		SPW-00153	8'	2.5'	25°	Stand-alone	\$3,389.49	\$3,186.12		
		SPW-00157	4'	3'	25°	Stand-alone	\$2,159.85	\$2,030.26		
		SPW-00161	6'	3'	25°	Stand-alone	\$2,872.77	\$2,700.40		
		SPW-00165	8'	3'	25°	Stand-alone	\$3,454.09	\$3,246.85		
		SPW-00169	4'	3.5'	25°	Stand-alone	\$2,408.53	\$2,264.02		
		SPW-00173	6'	3.5'	25°	Stand-alone	\$3,674.21	\$3,453.76		
		Stand-alone: Includes Wedge section, corner plate, threshold, left & right side enclosures.								
		Wedge: Interior Street		Part Number	Width (X)	Height (Y)	Angle ° (Z)		Price	USC Price
Left Section		SPW-00014	4'	1.5'	15°	Left	\$1,666.16	\$1,566.19		
		SPW-00018	6'	1.5'	15°	Left	\$2,245.45	\$2,110.72		
		SPW-00022	8'	1.5'	15°	Left	\$2,863.53	\$2,691.72		
		SPW-00026	4'	2'	15°	Left	\$1,739.91	\$1,635.52		
		SPW-00030	6'	2'	15°	Left	\$2,351.33	\$2,210.25		
		SPW-00034	8'	2'	15°	Left	\$3,002.73	\$2,822.56		
		SPW-00038	4'	2.5'	15°	Left	\$1,806.87	\$1,698.45		
		SPW-00042	6'	2.5'	15°	Left	\$2,428.11	\$2,282.42		
		SPW-00046	8'	2.5'	15°	Left	\$3,092.14	\$2,906.61		
		Left Side: Includes Wedge section, corner plate, threshold, left side enclosure.								
Wedge: Interior Street		Part Number	Width (X)	Height (Y)	Angle ° (Z)		Price	USC Price		
Left Section		SPW-00074	4'	2.5'	20°	Left	\$1,806.87	\$1,698.45		
		SPW-00078	6'	2.5'	20°	Left	\$2,428.11	\$2,282.42		
		SPW-00082	8'	2.5'	20°	Left	\$3,092.14	\$2,906.61		
		SPW-00086	4'	3'	20°	Left	\$1,867.42	\$1,755.38		
		SPW-00090	6'	3'	20°	Left	\$2,575.67	\$2,421.13		
		SPW-00094	8'	3'	20°	Left	\$3,151.15	\$2,962.08		
		SPW-00098	4'	3.5'	20°	Left	\$1,963.45	\$1,845.64		
		SPW-00102	6'	3.5'	20°	Left	\$2,640.51	\$2,482.08		
		SPW-00106	8'	3.5'	20°	Left	\$3,197.93	\$3,006.05		
		SPW-00110	4'	4'	20°	Left	\$1,995.92	\$1,876.16		
		SPW-00114	6'	4'	20°	Left	\$2,692.45	\$2,530.90		
		SPW-00118	8'	4'	20°	Left	\$3,262.85	\$3,067.08		
		Left Side: Includes Wedge section, corner plate, threshold, left side enclosure.								
Wedge: Interior Street		Part Number	Width (X)	Height (Y)	Angle ° (Z)		Price	USC Price		
Left Section		SPW-00134	4'	2'	25°	Left	\$1,739.91	\$1,635.52		
		SPW-00138	6'	2'	25°	Left	\$2,351.33	\$2,210.25		
		SPW-00142	8'	2'	25°	Left	\$3,002.73	\$2,822.56		
		SPW-00146	4'	2.5'	25°	Left	\$1,806.87	\$1,698.45		
		SPW-00150	6'	2.5'	25°	Left	\$2,428.11	\$2,282.42		
		SPW-00154	8'	2.5'	25°	Left	\$3,092.14	\$2,906.61		
		SPW-00158	4'	3'	25°	Left	\$1,867.42	\$1,755.38		
		SPW-00162	6'	3'	25°	Left	\$2,575.67	\$2,421.13		
		SPW-00166	8'	3'	25°	Left	\$3,151.15	\$2,962.08		
		SPW-00170	4'	3.5'	25°	Left	\$1,963.45	\$1,845.64		
		SPW-00174	6'	3.5'	25°	Left	\$3,197.93	\$3,006.05		
		Left Side: Includes Wedge section, corner plate, threshold, left side enclosure.								










**Spoehn Ranch
US Communities**

Wedge: Interior Street		Part Number	Width (X)	Height (Y)	Angle ° (Z)		Price	USC Price		
Right Section		SPW-00015	4'	1.5'	15°	Right	\$1,666.16	\$1,566.19		
		SPW-00019	6'	1.5'	15°	Right	\$2,245.45	\$2,110.72		
		SPW-00023	8'	1.5'	15°	Right	\$2,863.53	\$2,691.72		
		SPW-00027	4'	2'	15°	Right	\$1,739.91	\$1,635.52		
		SPW-00031	6'	2'	15°	Right	\$2,351.33	\$2,210.25		
		SPW-00035	8'	2'	15°	Right	\$3,002.73	\$2,822.56		
		SPW-00039	4'	2.5'	15°	Right	\$1,806.87	\$1,698.45		
		SPW-00043	6'	2.5'	15°	Right	\$2,428.11	\$2,282.42		
		SPW-00047	8'	2.5'	15°	Right	\$3,092.14	\$2,906.61		
		Right Side: Includes Wedge section, corner plate, threshold, right side enclosure.								
Right Section		SPW-00075	4'	2.5'	20°	Right	\$1,806.87	\$1,698.45		
		SPW-00079	6'	2.5'	20°	Right	\$2,428.11	\$2,282.42		
		SPW-00083	8'	2.5'	20°	Right	\$3,092.14	\$2,906.61		
		SPW-00087	4'	3'	20°	Right	\$1,867.42	\$1,755.38		
		SPW-00091	6'	3'	20°	Right	\$2,575.67	\$2,421.13		
		SPW-00095	8'	3'	20°	Right	\$3,151.15	\$2,962.08		
		SPW-00099	4'	3.5'	20°	Right	\$1,963.45	\$1,845.64		
		SPW-0103	6'	3.5'	20°	Right	\$2,640.51	\$2,482.08		
		SPW-0107	8'	3.5'	20°	Right	\$3,197.93	\$3,006.05		
		SPW-0111	4'	4'	20°	Right	\$1,995.92	\$1,876.16		
		SPW-0115	6'	4'	20°	Right	\$2,692.45	\$2,530.90		
		SPW-0119	8'	4'	20°	Right	\$3,262.85	\$3,067.08		
		Right Side: Includes Wedge section, corner plate, threshold, right side enclosure.								
		Right Section		SPW-00135	4'	2'	25°	Right	\$1,739.91	\$1,635.52
SPW-00139	6'			2'	25°	Right	\$2,351.33	\$2,210.25		
SPW-00143	8'			2'	25°	Right	\$3,002.73	\$2,822.56		
SPW-00147	4'			2.5'	25°	Right	\$1,806.87	\$1,698.45		
SPW-00151	6'			2.5'	25°	Right	\$2,428.11	\$2,282.42		
SPW-00155	8'			2.5'	25°	Right	\$3,092.14	\$2,906.61		
SPW-00159	4'			3'	25°	Right	\$1,867.42	\$1,755.38		
SPW-00163	6'			3'	25°	Right	\$2,575.67	\$2,421.13		
SPW-00167	8'			3'	25°	Right	\$3,151.15	\$2,962.08		
SPW-00171	4'			3.5'	25°	Right	\$1,963.45	\$1,845.64		
SPW-00175	6'			3.5'	25°	Right	\$3,197.93	\$3,006.05		
Right Side: Includes Wedge section, corner plate, threshold, right side enclosure.										
Center Section				SPW-00016	4'	1.5'	15°	Center	\$1,501.18	\$1,411.11
				SPW-00020	6'	1.5'	15°	Center	\$2,008.60	\$1,888.09
		SPW-00024	8'	1.5'	15°	Center	\$2,736.56	\$2,572.36		
		SPW-00028	4'	2'	15°	Center	\$1,573.47	\$1,479.06		
		SPW-00032	6'	2'	15°	Center	\$2,112.66	\$1,985.90		
		SPW-00036	8'	2'	15°	Center	\$2,873.47	\$2,701.06		
		SPW-00040	4'	2.5'	15°	Center	\$1,580.33	\$1,485.51		
		SPW-00044	6'	2.5'	15°	Center	\$2,194.03	\$2,062.39		
		SPW-00048	8'	2.5'	15°	Center	\$2,901.18	\$2,727.11		
		Center section: Includes Wedge section, corner plate, threshold, no side enclosure.								
Center Section		SPW-00076	4'	2.5'	20°	Center	\$1,580.33	\$1,485.51		
		SPW-00080	6'	2.5'	20°	Center	\$2,194.03	\$2,062.39		
		SPW-00084	8'	2.5'	20°	Center	\$2,901.18	\$2,727.11		
		SPW-00088	4'	3'	20°	Center	\$1,679.68	\$1,578.90		
		SPW-00092	6'	3'	20°	Center	\$2,409.42	\$2,264.85		
		SPW-00096	8'	3'	20°	Center	\$3,011.77	\$2,831.07		
		SPW-00100	4'	3.5'	20°	Center	\$1,711.00	\$1,608.34		
		SPW-00104	6'	3.5'	20°	Center	\$2,450.37	\$2,303.35		
		SPW-00108	8'	3.5'	20°	Center	\$3,062.96	\$2,879.18		
		SPW-00112	4'	4'	20°	Center	\$1,566.39	\$1,472.40		
		SPW-00116	6'	4'	20°	Center	\$2,258.25	\$2,122.75		
		SPW-00120	8'	4'	20°	Center	\$2,822.81	\$2,653.44		
		Center section: Includes Wedge section, corner plate, threshold, no side enclosure.								
		Center Section		SPW-00136	4'	2'	25°	Center	\$1,573.47	\$1,479.06
SPW-00140	6'			2'	25°	Center	\$2,112.66	\$1,985.90		
SPW-00144	8'			2'	25°	Center	\$2,873.47	\$2,701.06		
SPW-00148	4'			2.5'	25°	Center	\$1,580.33	\$1,485.51		
SPW-00152	6'			2.5'	25°	Center	\$2,194.03	\$2,062.39		
SPW-00156	8'			2.5'	25°	Center	\$2,901.18	\$2,727.11		
SPW-00160	4'			3'	25°	Center	\$1,679.68	\$1,578.90		
SPW-00164	6'			3'	25°	Center	\$2,409.42	\$2,264.85		
SPW-00168	8'			3'	25°	Center	\$3,011.77	\$2,831.07		
SPW-00172	4'			3.5'	25°	Center	\$1,711.00	\$1,608.34		
SPW-00176	6'			3.5'	25°	Center	\$3,062.96	\$2,879.18		
Center section: Includes Wedge section, corner plate, threshold, no side enclosure.										












**Spohn Ranch
US Communities**

		Part Number	Width (X)	Height (Y)	Angle ° (Z)		Price	USC Price
Stand-alone		SPW-00181	6"	4"	25°	Stand-alone	\$3,141.63	\$2,953.14
		SPW-00185	8"	4"	25°	Stand-alone	\$3,722.91	\$3,499.54
		SPW-00193	6"	5"	25°	Stand-alone	\$4,297.28	\$4,039.44
		SPW-00197	6"	5"	25°	Stand-alone	\$5,124.02	\$4,816.58
		SPW-00205	6"	6"	25°	Stand-alone	\$4,485.44	\$4,216.31
		SPW-00209	8"	6"	25°	Stand-alone	\$5,294.75	\$4,977.06
		SPW-00217	6"	7"	25°	Stand-alone	\$4,564.30	\$4,290.44
		SPW-00221	8"	7"	25°	Stand-alone	\$5,322.05	\$5,002.73
		SPW-00241	6"	4"	30°	Stand-alone	\$3,141.63	\$2,953.14
		SPW-00245	8"	4"	30°	Stand-alone	\$3,722.91	\$3,499.54
		SPW-00253	6"	5"	30°	Stand-alone	\$3,813.02	\$3,584.24
		SPW-00257	8"	5"	30°	Stand-alone	\$4,504.47	\$4,234.20
		Stand-alone: Includes Wedge section, corner plate, threshold, left & right side enclosures.						
Stand-alone		SPW-00265	6"	6"	30°	Stand-alone	\$4,060.47	\$3,816.84
		SPW-00269	8"	6"	30°	Stand-alone	\$4,766.11	\$4,480.14
		SPW-00277	6"	7"	30°	Stand-alone	\$4,564.30	\$4,290.44
		SPW-00281	8"	7"	30°	Stand-alone	\$5,322.05	\$5,002.73
		SPW-00301	6"	4"	35°	Stand-alone	\$3,141.63	\$2,953.14
		SPW-00305	8"	4"	35°	Stand-alone	\$3,722.91	\$3,499.54
		SPW-00313	6"	5"	35°	Stand-alone	\$3,813.02	\$3,584.24
		SPW-00317	8"	5"	35°	Stand-alone	\$4,504.47	\$4,234.20
		SPW-00325	6"	6"	35°	Stand-alone	\$4,060.47	\$3,816.84
		SPW-00329	8"	6"	35°	Stand-alone	\$4,766.11	\$4,480.14
		SPW-00337	6"	7"	35°	Stand-alone	\$4,564.30	\$4,290.44
		SPW-00341	8"	7"	35°	Stand-alone	\$5,322.05	\$5,002.73
		Stand-alone: Includes Wedge section, corner plate, threshold, left & right side enclosures.						
Left Section		SPW-00182	6"	4"	25°	Left	\$2,692.45	\$2,530.90
		SPW-00186	8"	4"	25°	Left	\$3,262.85	\$3,067.08
		SPW-00194	6"	5"	25°	Left	\$3,259.96	\$3,064.36
		SPW-00198	8"	5"	25°	Left	\$3,945.57	\$3,708.84
		SPW-00206	6"	6"	25°	Left	\$3,429.84	\$3,224.05
		SPW-00210	8"	6"	25°	Left	\$4,132.56	\$3,884.61
		SPW-00218	6"	7"	25°	Left	\$3,773.01	\$3,546.63
		SPW-00222	8"	7"	25°	Left	\$4,448.62	\$4,181.70
		SPW-00242	6"	4"	30°	Left	\$2,692.45	\$2,530.90
		SPW-00246	8"	4"	30°	Left	\$3,262.85	\$3,067.08
		SPW-00254	6"	5"	30°	Left	\$3,259.96	\$3,064.36
		SPW-00258	8"	5"	30°	Left	\$3,945.57	\$3,708.84
		Left Side: Includes Wedge section, corner plate, threshold, left side enclosure.						
Left Section		SPW-00266	6"	6"	30°	Left	\$3,429.84	\$3,224.05
		SPW-00270	8"	6"	30°	Left	\$4,132.56	\$3,884.61
		SPW-00278	6"	7"	30°	Left	\$3,773.01	\$3,546.63
		SPW-00282	8"	7"	30°	Left	\$4,448.62	\$4,181.70
		SPW-00302	6"	4"	35°	Left	\$2,692.45	\$2,530.90
		SPW-00306	8"	4"	35°	Left	\$3,262.85	\$3,067.08
		SPW-00314	6"	5"	35°	Left	\$3,259.96	\$3,064.36
		SPW-00318	8"	5"	35°	Left	\$3,945.57	\$3,708.84
		SPW-00326	6"	6"	35°	Left	\$3,429.84	\$3,224.05
		SPW-00330	8"	6"	35°	Left	\$4,132.56	\$3,884.61
		SPW-00338	6"	7"	35°	Left	\$3,773.01	\$3,546.63
		SPW-00342	8"	7"	35°	Left	\$4,448.62	\$4,181.70
		Left Side: Includes Wedge section, corner plate, threshold, left side enclosure.						
Right Section		SPW-00183	6"	4"	25°	Right	\$2,692.45	\$2,530.90
		SPW-00191	4"	5"	25°	Right	\$2,419.96	\$2,274.76
		SPW-00195	6"	5"	25°	Right	\$3,259.96	\$3,064.36
		SPW-00199	8"	5"	25°	Right	\$3,945.57	\$3,708.84
		SPW-00207	6"	6"	25°	Right	\$3,429.84	\$3,224.05
		SPW-00211	8"	6"	25°	Right	\$4,132.56	\$3,884.61
		SPW-00219	6"	7"	25°	Right	\$3,773.01	\$3,546.63
		SPW-00223	8"	7"	25°	Right	\$4,448.62	\$4,181.70
		SPW-00243	6"	4"	30°	Right	\$2,692.45	\$2,530.90
		SPW-00247	8"	4"	30°	Right	\$3,262.85	\$3,067.08
		SPW-00255	6"	5"	30°	Right	\$3,259.96	\$3,064.36
		SPW-00259	8"	5"	30°	Right	\$3,945.57	\$3,708.84
		Right Side: Includes Wedge section, corner plate, threshold, right side enclosure.						
Right Section		SPW-00267	6"	6"	30°	Right	\$3,429.84	\$3,224.05
		SPW-00271	8"	6"	30°	Right	\$4,132.56	\$3,884.61
		SPW-00279	6"	7"	30°	Right	\$3,773.01	\$3,546.63
		SPW-00283	8"	7"	30°	Right	\$4,448.62	\$4,181.70
		SPW-00303	6"	4"	35°	Right	\$2,692.45	\$2,530.90
		SPW-00307	8"	4"	35°	Right	\$3,262.85	\$3,067.08
		SPW-00315	6"	5"	35°	Right	\$3,259.96	\$3,064.36
		SPW-00319	8"	5"	35°	Right	\$3,945.57	\$3,708.84
		SPW-00327	6"	6"	35°	Right	\$3,429.84	\$3,224.05
		SPW-00331	8"	6"	35°	Right	\$4,132.56	\$3,884.61
		SPW-00339	6"	7"	35°	Right	\$3,773.01	\$3,546.63
		SPW-00343	8"	7"	35°	Right	\$4,448.62	\$4,181.70
		Right Side: Includes Wedge section, corner plate, threshold, right side enclosure.						

**Spohn Ranch
US Communities**

		Wedge: Perimeter Street				Price	USC Price		
		Part Number	Width (X)	Height (Y)	Angle ° (Z)				
Center Section		SPW-00184	6"	4"	25°	Center	\$2,258.25	\$2,122.75	
		SPW-00188	8"	4"	25°	Center	\$2,822.81	\$2,653.44	
		SPW-00196	6"	5"	25°	Center	\$2,706.90	\$2,544.49	
		SPW-00200	8"	5"	25°	Center	\$3,386.67	\$3,183.47	
		SPW-00208	6"	6"	25°	Center	\$2,775.84	\$2,609.29	
		SPW-00212	8"	6"	25°	Center	\$3,469.80	\$3,261.62	
		SPW-00220	6"	7"	25°	Center	\$2,984.30	\$2,805.25	
		SPW-00224	8"	7"	25°	Center	\$3,730.38	\$3,506.56	
		SPW-00244	6"	4"	30°	Center	\$2,258.25	\$2,122.75	
		SPW-00248	8"	4"	30°	Center	\$2,822.81	\$2,653.44	
		SPW-00256	6"	5"	30°	Center	\$2,706.90	\$2,544.49	
		SPW-00260	8"	5"	30°	Center	\$3,386.67	\$3,183.47	
Center section: Includes Wedge section, corner plate, threshold, no side enclosure.									
		Wedge: Perimeter Street				Price	USC Price		
		Part Number	Width (X)	Height (Y)	Angle ° (Z)				
Center Section		SPW-00268	6"	6"	30°	Center	\$2,775.84	\$2,609.29	
		SPW-00272	8"	6"	30°	Center	\$3,469.80	\$3,261.62	
		SPW-00280	6"	7"	30°	Center	\$2,984.30	\$2,805.25	
		SPW-00284	8"	7"	30°	Center	\$3,730.38	\$3,506.56	
		SPW-00304	6"	4"	35°	Center	\$2,258.25	\$2,122.75	
		SPW-00308	8"	4"	35°	Center	\$2,822.81	\$2,653.44	
		SPW-00316	6"	5"	35°	Center	\$2,706.90	\$2,544.49	
		SPW-00320	8"	5"	35°	Center	\$3,386.67	\$3,183.47	
		SPW-00328	6"	6"	35°	Center	\$2,775.84	\$2,609.29	
		SPW-00332	8"	6"	35°	Center	\$3,469.80	\$3,261.62	
		SPW-00340	6"	7"	35°	Center	\$2,984.30	\$2,805.25	
		SPW-00344	8"	7"	35°	Center	\$3,730.38	\$3,506.56	
		Center section: Includes Wedge section, corner plate, threshold, no side enclosure.							
				Hips: Perimeter Street				Price	USC Price
		Part Number	Width (X)	Height (Y)	Angle ° (Z)				
Center Section		SPW-00357	-	1.5'	15°	Center: Hipped Corner	\$3,396.83	\$3,193.02	
		SPW-00358	-	2'	15°	Center: Hipped Corner	\$3,603.75	\$3,387.53	
		SPW-00359	-	2.5'	15°	Center: Hipped Corner	\$3,843.89	\$3,613.26	
		SPW-00360	-	1.5'	20°	Center: Hipped Corner	\$3,396.83	\$3,193.02	
		SPW-00361	-	2'	20°	Center: Hipped Corner	\$3,603.75	\$3,387.53	
		SPW-00362	-	2.5'	20°	Center: Hipped Corner	\$3,843.89	\$3,613.26	
		SPW-00363	-	3'	20°	Center: Hipped Corner	\$4,971.89	\$4,673.58	
		SPW-00364	-	4'	20°	Center: Hipped Corner	\$5,728.81	\$5,385.08	
		SPW-00365	-	2'	25°	Center: Hipped Corner	\$3,603.75	\$3,387.53	
		SPW-00366	-	2.5'	25°	Center: Hipped Corner	\$3,843.89	\$3,613.26	
		SPW-00367	-	3'	25°	Center: Hipped Corner	\$4,971.89	\$4,673.58	
		SPW-00368	-	3.5'	25°	Center: Hipped Corner	\$5,350.35	\$5,029.33	
Center section: Includes Wedge section, corner plate, threshold, no side enclosure.									
		Hips: Perimeter Street				Price	USC Price		
		Part Number	Width (X)	Height (Y)	Angle ° (Z)				
Center Section		SPW-00369	-	4'	25°	Center: Hipped Corner	\$5,728.81	\$5,385.08	
		SPW-00370	-	5'	25°	Center: Hipped Corner	\$6,486.91	\$6,097.69	
		SPW-00371	-	6'	25°	Center: Hipped Corner	\$8,258.23	\$7,762.74	
		SPW-00372	-	7'	25°	Center: Hipped Corner	\$9,050.47	\$8,507.44	
		SPW-00373	-	8'	25°	Center: Hipped Corner	\$9,729.64	\$9,145.86	
		SPW-00374	-	4'	30°	Center: Hipped Corner	\$5,728.81	\$5,385.08	
		SPW-00375	-	5'	30°	Center: Hipped Corner	\$6,486.91	\$6,097.69	
		SPW-00376	-	6'	30°	Center: Hipped Corner	\$8,258.23	\$7,762.74	
		SPW-00377	-	7'	30°	Center: Hipped Corner	\$9,050.47	\$8,507.44	
		SPW-00378	-	4'	35°	Center: Hipped Corner	\$5,728.81	\$5,385.08	
		SPW-00379	-	5'	35°	Center: Hipped Corner	\$6,486.91	\$6,097.69	
SPW-00380	-	6'	35°	Center: Hipped Corner	\$8,258.23	\$7,762.74			
Center section: Includes Wedge section, corner plate, threshold, no side enclosure.									
		Kicker Wedge				Price	USC Price		
		Part Number	Width (X)	Height (Y)	Deck (Z)				
Center		W-00384	4'	5'	30°	Center	\$1,920.19	\$1,804.98	
		W-00385	6'	5'	30°	Center	\$2,484.36	\$2,335.30	
		W-00386	8'	5'	30°	Center	\$3,509.17	\$3,298.62	
		W-00387	4'	6'	30°	Center	\$2,208.22	\$2,075.73	
		W-00388	6'	6'	30°	Center	\$2,857.01	\$2,685.59	
		W-00389	8'	6'	30°	Center	\$4,035.54	\$3,793.41	
		W-00396	4'	4'	35°	Center	\$1,575.61	\$1,481.07	
		W-00397	6'	4'	35°	Center	\$2,005.48	\$1,885.15	
		W-00398	8'	4'	35°	Center	\$3,132.69	\$2,944.72	
		W-00399	4'	5'	35°	Center	\$1,920.19	\$1,804.98	
		W-00400	6'	5'	35°	Center	\$2,484.36	\$2,335.30	
		W-00401	8'	5'	35°	Center	\$3,509.17	\$3,298.62	
Center section: Includes Wedge section, corner plate, threshold, no side enclosure.									

**Spohn Ranch
US Communities**

Standard Deck		Part Number	Width (X)	Height (Y)	Depth (Z)	Description:	Price	USC Price		
Stand-alone		SPD-00001	4'	2'	4'	Stand-alone Deck Unit	\$1,880.57	\$1,767.74		
		SPD-00005	6'	2'	4'	Stand-alone Deck Unit	\$2,453.05	\$2,305.87		
		SPD-00009	8'	2'	4'	Stand-alone Deck Unit	\$2,808.06	\$2,639.58		
		SPD-00013	4'	2'	8'	Stand-alone Deck Unit	\$3,149.74	\$2,960.75		
		SPD-00017	6'	2'	8'	Stand-alone Deck Unit	\$3,921.75	\$3,291.47		
		SPD-00021	8'	2'	8'	Stand-alone Deck Unit	\$4,457.37	\$3,741.01		
		SPD-00025	4'	3'	4'	Stand-alone Deck Unit	\$2,071.56	\$1,738.63		
		SPD-00029	6'	3'	4'	Stand-alone Deck Unit	\$2,736.54	\$2,296.74		
		SPD-00033	8'	3'	4'	Stand-alone Deck Unit	\$3,074.92	\$2,580.74		
		SPD-00037	4'	3'	8'	Stand-alone Deck Unit	\$3,492.47	\$2,931.18		
		SPD-00041	6'	3'	8'	Stand-alone Deck Unit	\$4,356.99	\$3,656.76		
		SPD-00045	8'	3'	8'	Stand-alone Deck Unit	\$4,875.98	\$4,092.34		
Stand-alone: Deck, support posts & base plates, (handrails & enclosure panels: left, right & rear).							Price	USC Price		
Standard Deck		Part Number	Width (X)	Height (Y)	Depth (Z)		Price	USC Price		
Stand-alone		SPD-00049	4'	4'	4'	Stand-alone Deck Unit	\$2,075.39	\$1,741.84		
		SPD-00053	6'	4'	4'	Stand-alone Deck Unit	\$2,744.00	\$2,303.00		
		SPD-00057	8'	4'	4'	Stand-alone Deck Unit	\$3,079.34	\$2,584.44		
		SPD-00061	4'	4'	8'	Stand-alone Deck Unit	\$3,497.47	\$2,935.38		
		SPD-00065	6'	4'	8'	Stand-alone Deck Unit	\$4,365.62	\$3,664.00		
		SPD-00069	8'	4'	8'	Stand-alone Deck Unit	\$4,881.57	\$4,097.03		
		SPD-00077	6'	5'	4'	Stand-alone Deck Unit	\$2,995.12	\$2,513.76		
		SPD-00081	8'	5'	4'	Stand-alone Deck Unit	\$3,343.11	\$2,805.83		
		SPD-00089	6'	5'	8'	Stand-alone Deck Unit	\$4,697.35	\$3,942.42		
		SPD-00093	8'	5'	8'	Stand-alone Deck Unit	\$5,225.95	\$4,386.07		
		Stand-alone: Deck, support posts & base plates, (handrails & enclosure panels: left, right & rear).							Price	USC Price
		Standard Deck		Part Number	Width (X)	Height (Y)	Depth (Z)		Price	USC Price
Stand-alone		SPD-00101	6'	6'	4'	Stand-alone Deck Unit	\$3,066.16	\$2,573.38		
		SPD-00105	8'	6'	4'	Stand-alone Deck Unit	\$3,420.11	\$2,870.45		
		SPD-00113	6'	6'	8'	Stand-alone Deck Unit	\$4,775.19	\$4,007.75		
		SPD-00117	8'	6'	8'	Stand-alone Deck Unit	\$5,309.75	\$4,456.40		
		SPD-00125	6'	7'	4'	Stand-alone Deck Unit	\$3,295.60	\$2,765.95		
		SPD-00129	8'	7'	4'	Stand-alone Deck Unit	\$3,787.58	\$3,178.86		
		SPD-00137	6'	7'	8'	Stand-alone Deck Unit	\$5,211.57	\$4,373.99		
		SPD-00141	8'	7'	8'	Stand-alone Deck Unit	\$5,884.15	\$4,938.49		
		SPD-00149	6'	8'	4'	Stand-alone Deck Unit	\$3,619.72	\$3,037.98		
		SPD-00153	8'	8'	4'	Stand-alone Deck Unit	\$4,162.96	\$3,493.91		
		SPD-00161	6'	8'	8'	Stand-alone Deck Unit	\$5,697.76	\$4,782.05		
		SPD-00165	8'	8'	8'	Stand-alone Deck Unit	\$6,421.60	\$5,389.56		
		Stand-alone: Deck, support posts & base plates, (handrails & enclosure panels: left, right & rear).							Price	USC Price
		Standard Deck		Part Number	Width (X)	Height (Y)	Depth (Z)		Price	USC Price
Left		SPD-00002	4'	2'	4'	Left Deck Unit	\$1,648.69	\$1,383.72		
		SPD-00006	6'	2'	4'	Left Deck Unit	\$2,221.17	\$1,864.20		
		SPD-00010	8'	2'	4'	Left Deck Unit	\$2,576.18	\$2,162.15		
		SPD-00014	4'	2'	8'	Left Deck Unit	\$2,608.83	\$2,189.55		
		SPD-00018	6'	2'	8'	Left Deck Unit	\$3,380.84	\$2,837.49		
		SPD-00022	8'	2'	8'	Left Deck Unit	\$3,926.62	\$3,295.56		
		SPD-00026	4'	3'	4'	Left Deck Unit	\$1,814.74	\$1,523.09		
		SPD-00030	6'	3'	4'	Left Deck Unit	\$2,479.72	\$2,081.19		
		SPD-00034	8'	3'	4'	Left Deck Unit	\$2,818.11	\$2,365.20		
		SPD-00038	4'	3'	8'	Left Deck Unit	\$2,918.23	\$2,449.23		
		SPD-00042	6'	3'	8'	Left Deck Unit	\$3,782.74	\$3,174.80		
		SPD-00046	8'	3'	8'	Left Deck Unit	\$4,311.90	\$3,618.91		
		Left: Includes Deck, support posts & base plates, (handrails & enclosure panels: left & rear).							Price	USC Price
		Standard Deck		Part Number	Width (X)	Height (Y)	Depth (Z)		Price	USC Price
Left		SPD-00050	4'	4'	4'	Left Deck Unit	\$1,821.82	\$1,529.02		
		SPD-00054	6'	4'	4'	Left Deck Unit	\$2,490.43	\$2,090.18		
		SPD-00058	8'	4'	4'	Left Deck Unit	\$2,825.76	\$2,371.62		
		SPD-00062	4'	4'	8'	Left Deck Unit	\$2,951.03	\$2,476.76		
		SPD-00066	6'	4'	8'	Left Deck Unit	\$3,819.18	\$3,205.39		
		SPD-00070	8'	4'	8'	Left Deck Unit	\$4,345.29	\$3,646.94		
		SPD-00074	4'	5'	4'	Left Deck Unit	\$1,894.18	\$1,589.76		
		SPD-00078	6'	5'	4'	Left Deck Unit	\$2,706.67	\$2,271.67		
		SPD-00082	8'	5'	4'	Left Deck Unit	\$3,054.66	\$2,563.73		
		SPD-00086	4'	5'	8'	Left Deck Unit	\$3,124.95	\$2,622.73		
		SPD-00090	6'	5'	8'	Left Deck Unit	\$4,020.75	\$3,374.56		
		SPD-00094	8'	5'	8'	Left Deck Unit	\$4,559.51	\$3,826.73		
		Left: Includes Deck, support posts & base plates, (handrails & enclosure panels: left & rear).							Price	USC Price
		Standard Deck		Part Number	Width (X)	Height (Y)	Depth (Z)		Price	USC Price
Left		SPD-00098	4'	6'	4'	Left Deck Unit	\$2,085.60	\$1,750.41		
		SPD-00102	6'	6'	4'	Left Deck Unit	\$2,779.30	\$2,332.63		
		SPD-00106	8'	6'	4'	Left Deck Unit	\$3,133.25	\$2,629.69		
		SPD-00110	4'	6'	8'	Left Deck Unit	\$3,255.22	\$2,732.06		
		SPD-00114	6'	6'	8'	Left Deck Unit	\$4,148.47	\$3,481.75		
		SPD-00118	8'	6'	8'	Left Deck Unit	\$4,693.18	\$3,938.92		
		SPD-00146	4'	8'	4'	Left Deck Unit	\$2,597.58	\$2,180.11		
		SPD-00150	6'	8'	4'	Left Deck Unit	\$3,286.50	\$2,758.31		
		SPD-00154	8'	8'	4'	Left Deck Unit	\$3,829.73	\$3,214.24		
		SPD-00158	4'	8'	8'	Left Deck Unit	\$4,052.94	\$3,401.58		
		SPD-00162	6'	8'	8'	Left Deck Unit	\$4,941.40	\$4,147.25		
		SPD-00166	8'	8'	8'	Left Deck Unit	\$5,675.41	\$4,763.29		
		Left: Includes Deck, support posts & base plates, (handrails & enclosure panels: left & rear).								

ANCILLARY SERVICES PRICE LIST

SPOHN RANCH, INC.

US Communities Members - 6% discount off of prices in this price list

LINE ITEM PRODUCT CODE	DESCRIPTION	UNIT	PRICE
PROFESSIONAL SERVICES			
DS-1	Skatepark Conceptual Design Services	Sq. Ft.	\$1.00
DS-2	Skatepark Design Development Services	Sq. Ft.	\$0.60
DS-3	Skatepark Construction Documents Services	Sq. Ft.	\$0.95
DS-4	Start-Up Design Package	Lump Sum	\$5,000
DS-5	CAD Drafting Services	Hour	\$110
DS-6	Construction Administration	Hour	\$110
DS-7	Cost Estimating	Hour	\$95
DS-8	Design & Planning Principal	Hour	\$175
DS-9	Rendering	Hour	\$85
DS-10	Public Design Workshop	Lump Sum	\$3,000
PROF-1	Architect/ Landscape Architect - Basic Review and Stamps	Lump Sum	\$3,000
PROF-2	Structural Engineer - Basic Review and Stamps	Lump Sum	\$3,000
PROF-3	Civil Engineer - Basic Review and Stamps	Lump Sum	\$3,000
PROF-4	Site Survey - Tier 1	Lump Sum	\$3,500
PROF-5	Site Survey - Tier 2	Lump Sum	\$5,000
PROF-6	Geotechnical Testing - Tier 1	Lump Sum	\$4,000
PROF-7	Geotechnical Testing - Tier 2	Lump Sum	\$8,000
PROF-8	Soil Compaction Testing	Per Half-Day	\$1,000
PROF-9	Compressive Strength Testing - concrete	Per Test	\$1,000
DR-1	Aerial Survey/ Topographic Mapping - Drone Service		\$3000 plus travel
BOND	Bonding		4%
FIELD WORK			
INST-1	Installation Services for SpohnCrete (Required) - labor and equipment	Lump Sum	25%
INST-2	Spohn Ranch Site/ Installation Supervisor	Day	\$1,500.00
INST-3	Ramp Installation - TrueRide Steel Series	Lump Sum	10%
INST-4	Ramp Installation - TrueRide HD Series	Lump Sum	20%
INST-5	Ramp Installation - TrueRide Classic Series	Lump Sum	25%
PW-1	Prevailing wage	Lump Sum	25%
SP-1	General Conditions/ Mobilization	Lump Sum	12%
SP-2	Temporary Facilities	Lump Sum	10%
SP-3	Site Preparation (includes clearing, grubbing, scarifying, compaction, importation & placement of fill) - labor & equipment	Hour	\$125
SP-4	Earthwork	Sq. Ft.	\$20
SP-5	Importation of Fill - Non-Structural	Cubic Yard	\$25
SP-6	Importation of Fill - Structural	Cubic Yard	\$65
SP-7	Demolition	Hour	\$125
SP-8	Demolition - Concrete Removal	Sq. Ft.	\$50
SP-9	Demolition - Miscellaneous	Sq. Ft.	\$65
SP-10	Crack Re-sealing	Hour	\$125
SP-11	Excavation - labor and equipment	Hour	\$165
SP-12	Exportation of fill/ hauling - labor and equipment	Hour	\$125
SP-13	Drain Piping	Linear Foot	\$125
SP-14	Rough Grading	Sq. Ft.	\$3
SP-15	Fine Grading (skatepark contouring)	Sq. Ft.	\$4
SP-16	Structural Foam - including installation	Sq. Ft.	\$6
SP-17	Site Staking & Layout	Hour	\$125
SP-18	Irrigation	Linear Foot	\$25
CON-1	Sidewalks/ pathways	Sq. Ft.	\$9
CON-2	Specialty Shotcrete - Standard Features	Sq. Ft.	\$60
CON-3	Specialty Shotcrete - Curvilinear Features	Sq. Ft.	\$200
CON-3	Concrete Flatwork - 3" thick cap to existing slabs, specialty finish	Sq. Ft.	\$10
CON-4	Concrete Flatwork - 4" thick, specialty finish	Sq. Ft.	\$10
CON-5	Concrete Flatwork - 6" thick, specialty finish	Sq. Ft.	\$12
CON-6	Concrete Cut-In to existing slabs - labor and equipment	Hour	\$90
CON-7	Concrete Ledges, Steps, Turndown Walls	Cubic Foot	\$80
CON-8	Pool Coping & Tile	Linear Foot	\$100
CON-9	Specialty Concrete Skatepark Features - Ledges	Cubic Foot	\$130
CON-10	Specialty Concrete Skatepark Features - Manuals	Cubic Foot	\$85







ANCILLARY SERVICES PRICE LIST

SPOHN RANCH, INC.


US Communities Members - 6% discount off of prices in this price list

LINE ITEM PRODUCT CODE	DESCRIPTION	UNIT	PRICE
CON-11	Specialty Concrete Skatepark Features - Curved	Cubic Foot	\$175
CON-12	SpohnCrete Footers	Sq. Ft.	\$14.50
CON-13	Retaining Walls - 2' tall	Linear Foot	\$79.23
CON-14	Retaining Walls - 4' tall	Linear Foot	\$155.80
CON-15	Retaining Walls - 6' tall	Linear Foot	\$194.11
CON-16	Granite	Sq. Ft.	\$155
CON-17	Color for Concrete	Cubic Yard	\$250
CON-18	Asphalt Surfacing	Sq. Ft.	\$9
SS-1	Specialty Steel - Angle Iron (Galvanized)	Linear Foot	\$30
SS-1	Specialty Steel - Coping (Galvanized)	Linear Foot	\$30
SS-3	Specialty Steel - Grind Rails (Galvanized)	Linear Foot	\$30
SS-4	CNC-Cut Screeds, Forms, Templates	Lump Sum	\$4,275
SS-5	Welding	Hour	\$170
FR-1	Additional Freight Surcharges for shipping to FL, NM, AZ, ID, WY	Mile	\$1
MAINT-1	Maintenance and Repairs--materials & equipment		Quoted Per Project
MAINT-2	Graffiti Removal	Hour	\$85
EQUIPMENT			
EQ-1	Crane (50 Ton)	Hour	\$385
EQ-2	Crane (70 Ton)	Hour	\$500
EQ-3	Crane (90 Ton)	Hour	\$635
EQ-4	Shotcrete Pump and Rig	Day	\$2,100
EQ-5	Reach Lift	Day	\$1,750
SITE AMENITIES			
SA-1	Fencing - 4' tall vinyl-coated chain link	Linear Foot	\$70
SA-2	Fencing - 6' tall vinyl-coated chain link	Linear Foot	\$80
SA-3	Fencing - 8' tall vinyl-coated chain link	Linear Foot	\$90
SA-4	Fencing - Decorative	Linear Foot	\$100
SA-5	Entry Sign	Lump Sum	\$2,200
SA-6	Drinking Fountain	Lump Sum	\$4,000
SA-7	Landscaping	Sq. Ft.	\$7
SA-8	Decorative boulders	Ton	\$110
SA-9	Shade Structure - Tier 1	Lump Sum	\$18,500
SA-10	Shade Structure - Tier 2	Lump Sum	\$30,000
SA-11	Shade Structure - Tier 3	Lump Sum	\$42,000
ADDITIONAL OPTIONS			
SC-1	Colored concrete for SpohnCrete modules		8%
SC-2	Textured concrete (brick pattern, etc.) for SpohnCrete modules		15%
SC-3	Anti-Graffiti coating for SpohnCrete		4%
SD-1	Sound Dampening for all ramp series		10%
RE-1	Complete Equipment Enclosures for all ramp series		10%
AFTER CONSTRUCTION			
GO-1	Grand Opening Event Package - Tier 1	Lump Sum	\$750
GO-2	Grand Opening Event Package - Tier 2	Lump Sum	\$1,500
GO-3	Grand Opening Event Package - Tier 3	Lump Sum	\$3,000
MO-1	Professional Skatepark Management, Annually - Tier 1	Lump Sum	\$170,000
MO-2	Professional Skatepark Management, Annually - Tier 2	Lump Sum	\$205,000
MO-3	Professional Skatepark Management, Annually - Tier 3	Lump Sum	\$235,000
MO-4	Skatepark Safety Gear Package - 10 complete sets of helmets, elbow pads, knee	Lump Sum	\$550


**Spohn Ranch
US Communities**

		Part Number	Width (X)	Height (Y)	Depth (Z)		Price	USC Price
Right		Standard Deck						
		SPD-00003	4'	2'	4'	Right Deck Unit	\$1,648.69	\$1,383.72
		SPD-00007	6'	2'	4'	Right Deck Unit	\$2,221.17	\$1,864.20
		SPD-00011	8'	2'	4'	Right Deck Unit	\$2,576.18	\$2,162.15
		SPD-00015	4'	2'	8'	Right Deck Unit	\$2,608.83	\$2,189.55
		SPD-00019	6'	2'	8'	Right Deck Unit	\$3,380.84	\$2,837.49
		SPD-00023	8'	2'	8'	Right Deck Unit	\$3,926.62	\$3,295.56
		SPD-00027	4'	3'	4'	Right Deck Unit	\$1,814.74	\$1,523.09
		SPD-00031	6'	3'	4'	Right Deck Unit	\$2,479.72	\$2,081.19
		SPD-00035	8'	3'	4'	Right Deck Unit	\$2,818.11	\$2,365.20
		SPD-00039	4'	3'	8'	Right Deck Unit	\$2,918.23	\$2,449.23
		SPD-00043	6'	3'	8'	Right Deck Unit	\$3,782.74	\$3,174.80
		SPD-00047	8'	3'	8'	Right Deck Unit	\$4,311.90	\$3,618.91
Right: Includes Deck, support posts & base plates, (handrails & enclosure panels: right & rear).								
Right		Standard Deck						
		SPD-00051	4'	4'	4'	Right Deck Unit	\$1,821.82	\$1,529.02
		SPD-00055	6'	4'	4'	Right Deck Unit	\$2,490.43	\$2,090.18
		SPD-00059	8'	4'	4'	Right Deck Unit	\$2,825.76	\$2,371.62
		SPD-00063	4'	4'	8'	Right Deck Unit	\$2,951.03	\$2,476.76
		SPD-00067	6'	4'	8'	Right Deck Unit	\$3,819.18	\$3,205.39
		SPD-00071	8'	4'	8'	Right Deck Unit	\$4,345.29	\$3,646.94
		SPD-00075	4'	5'	4'	Right Deck Unit	\$1,894.18	\$1,589.76
		SPD-00079	6'	5'	4'	Right Deck Unit	\$2,706.67	\$2,271.67
		SPD-00083	8'	5'	4'	Right Deck Unit	\$3,054.66	\$2,563.73
		SPD-00087	4'	5'	8'	Right Deck Unit	\$3,124.95	\$2,622.73
		SPD-00091	6'	5'	8'	Right Deck Unit	\$4,020.75	\$3,374.56
		SPD-00095	8'	5'	8'	Right Deck Unit	\$4,559.51	\$3,826.73
Right: Includes Deck, support posts & base plates, (handrails & enclosure panels: right & rear).								
Right		Standard Deck						
		SPD-00099	4'	6'	4'	Right Deck Unit	\$2,085.60	\$1,750.41
		SPD-00103	6'	6'	4'	Right Deck Unit	\$2,779.30	\$2,332.63
		SPD-00107	8'	6'	4'	Right Deck Unit	\$3,133.25	\$2,629.69
		SPD-00111	4'	6'	8'	Right Deck Unit	\$3,255.22	\$2,732.06
		SPD-00115	6'	6'	8'	Right Deck Unit	\$4,148.47	\$3,481.75
		SPD-00119	8'	6'	8'	Right Deck Unit	\$4,693.18	\$3,938.92
		SPD-00147	4'	8'	4'	Right Deck Unit	\$2,597.58	\$2,180.11
		SPD-00151	6'	8'	4'	Right Deck Unit	\$3,286.50	\$2,758.31
		SPD-00155	8'	8'	4'	Right Deck Unit	\$3,829.73	\$3,214.24
		SPD-00159	4'	8'	8'	Right Deck Unit	\$4,052.94	\$3,401.58
		SPD-00163	6'	8'	8'	Right Deck Unit	\$4,941.40	\$4,147.25
		SPD-00167	8'	8'	8'	Right Deck Unit	\$5,675.41	\$4,763.29
Right: Includes Deck, support posts & base plates, (handrails & enclosure panels: right & rear).								
Center		Standard Deck						
		SPD-00004	4'	2'	4'	Center Deck Unit	\$1,083.62	\$909.47
		SPD-00008	6'	2'	4'	Center Deck Unit	\$1,653.02	\$1,387.35
		SPD-00012	8'	2'	4'	Center Deck Unit	\$2,008.03	\$1,685.31
		SPD-00016	4'	2'	8'	Center Deck Unit	\$1,697.19	\$1,424.43
		SPD-00020	6'	2'	8'	Center Deck Unit	\$2,469.21	\$2,072.37
		SPD-00024	8'	2'	8'	Center Deck Unit	\$3,004.83	\$2,521.91
		SPD-00028	4'	3'	4'	Center Deck Unit	\$1,164.87	\$977.66
		SPD-00032	6'	3'	4'	Center Deck Unit	\$1,823.67	\$1,530.58
		SPD-00036	8'	3'	4'	Center Deck Unit	\$2,162.06	\$1,814.59
		SPD-00040	4'	3'	8'	Center Deck Unit	\$1,775.35	\$1,490.03
		SPD-00044	6'	3'	8'	Center Deck Unit	\$2,639.86	\$2,215.60
		SPD-00048	8'	3'	8'	Center Deck Unit	\$3,158.86	\$2,651.19
Center: Includes Deck, support posts & base plates, (handrails & enclosure panels: rear only).								
Center		Standard Deck						
		SPD-00052	4'	4'	4'	Center Deck Unit	\$1,165.51	\$978.19
		SPD-00056	6'	4'	4'	Center Deck Unit	\$1,827.95	\$1,534.17
		SPD-00060	8'	4'	4'	Center Deck Unit	\$2,163.29	\$1,815.61
		SPD-00064	4'	4'	8'	Center Deck Unit	\$1,775.99	\$1,490.56
		SPD-00068	6'	4'	8'	Center Deck Unit	\$2,644.14	\$2,219.19
		SPD-00072	8'	4'	8'	Center Deck Unit	\$3,160.09	\$2,652.21
		SPD-00076	4'	5'	4'	Center Deck Unit	\$1,245.53	\$1,045.35
		SPD-00080	6'	5'	4'	Center Deck Unit	\$1,930.99	\$1,620.65
		SPD-00084	8'	5'	4'	Center Deck Unit	\$2,278.98	\$1,912.72
		SPD-00088	4'	5'	8'	Center Deck Unit	\$1,851.38	\$1,553.84
		SPD-00092	6'	5'	8'	Center Deck Unit	\$2,747.18	\$2,305.67
		SPD-00096	8'	5'	8'	Center Deck Unit	\$3,275.78	\$2,749.32
Center: Includes Deck, support posts & base plates, (handrails & enclosure panels: rear only).								
Center		Standard Deck						
		SPD-00100	4'	6'	4'	Center Deck Unit	\$1,280.73	\$1,074.89
		SPD-00104	6'	6'	4'	Center Deck Unit	\$1,957.47	\$1,642.88
		SPD-00108	8'	6'	4'	Center Deck Unit	\$2,311.42	\$1,939.94
		SPD-00112	4'	6'	8'	Center Deck Unit	\$1,880.42	\$1,578.21
		SPD-00116	6'	6'	8'	Center Deck Unit	\$2,773.66	\$2,327.89
		SPD-00120	8'	6'	8'	Center Deck Unit	\$3,308.22	\$2,776.54
		SPD-00148	4'	8'	4'	Center Deck Unit	\$1,473.79	\$1,236.93
		SPD-00152	6'	8'	4'	Center Deck Unit	\$2,153.46	\$1,807.37
		SPD-00156	8'	8'	4'	Center Deck Unit	\$2,696.69	\$2,263.30
		SPD-00160	4'	8'	8'	Center Deck Unit	\$2,081.19	\$1,746.71
		SPD-00164	6'	8'	8'	Center Deck Unit	\$2,969.65	\$2,492.38
		SPD-00168	8'	8'	8'	Center Deck Unit	\$3,693.49	\$3,099.90
Center: Includes Deck, support posts & base plates, (handrails & enclosure panels: rear only).								


**Spohn Ranch
US Communities**

	Part Number	Width (X)	Height (Y)	Depth (Z)		Price	USC Price
Stand-alone Fw. 	SPD-00197	6'	3'	4'	Stand-alone Front Deck Unit	\$2,370.30	\$1,989.36
	SPD-00201	8'	3'	4'	Stand-alone Front Deck Unit	\$2,613.46	\$2,193.44
	SPD-00209	6'	3'	8'	Stand-alone Front Deck Unit	\$3,990.75	\$3,349.38
	SPD-00213	8'	3'	8'	Stand-alone Front Deck Unit	\$4,414.52	\$3,705.05
	SPD-00221	6'	4'	4'	Stand-alone Front Deck Unit	\$2,377.76	\$1,995.62
	SPD-00225	8'	4'	4'	Stand-alone Front Deck Unit	\$2,617.88	\$2,197.15
	SPD-00233	6'	4'	8'	Stand-alone Front Deck Unit	\$3,999.38	\$3,356.62
	SPD-00237	8'	4'	8'	Stand-alone Front Deck Unit	\$4,420.11	\$3,709.73


Stand-alone Fw: Deck, support posts & base plates, (handrails & enclosure panels: left, right only).

	Part Number	Width (X)	Height (Y)	Depth (Z)		Price	USC Price
Stand-alone Fw. 	SPD-00245	6'	5'	4'	Stand-alone Front Deck Unit	\$2,628.88	\$2,206.38
	SPD-00249	8'	5'	4'	Stand-alone Front Deck Unit	\$2,881.65	\$2,418.53
	SPD-00257	6'	5'	8'	Stand-alone Front Deck Unit	\$4,331.11	\$3,635.04
	SPD-00261	8'	5'	8'	Stand-alone Front Deck Unit	\$4,764.49	\$3,998.77
	SPD-00269	6'	6'	4'	Stand-alone Front Deck Unit	\$2,699.92	\$2,266.00
	SPD-00273	8'	6'	4'	Stand-alone Front Deck Unit	\$2,958.64	\$2,483.15
	SPD-00281	6'	6'	8'	Stand-alone Front Deck Unit	\$4,408.95	\$3,700.37
	SPD-00285	8'	6'	8'	Stand-alone Front Deck Unit	\$4,848.29	\$4,069.10
	SPD-00317	6'	8'	4'	Stand-alone Front Deck Unit	\$3,253.48	\$2,730.60
	SPD-00321	8'	8'	4'	Stand-alone Front Deck Unit	\$3,701.49	\$3,106.61
	SPD-00329	6'	8'	8'	Stand-alone Front Deck Unit	\$5,331.52	\$4,474.67
	SPD-00333	8'	8'	8'	Stand-alone Front Deck Unit	\$5,960.14	\$5,002.26


Stand-alone Fw: Deck, support posts & base plates, (handrails & enclosure panels: left, right only).

	Part Number	Width (X)	Height (Y)	Depth (Z)		Price	USC Price
Left: Forward 	SPD-00218	4'	4'	4'	Left Front Deck Unit	\$1,594.75	\$1,338.45
	SPD-00222	6'	4'	4'	Left Front Deck Unit	\$2,124.19	\$1,782.80
	SPD-00226	8'	4'	4'	Left Front Deck Unit	\$2,364.30	\$1,984.32
	SPD-00230	4'	4'	8'	Left Front Deck Unit	\$2,723.97	\$2,286.19
	SPD-00234	6'	4'	8'	Left Front Deck Unit	\$3,452.94	\$2,898.01
	SPD-00238	8'	4'	8'	Left Front Deck Unit	\$3,883.83	\$3,259.64
	SPD-00242	4'	5'	4'	Left Front Deck Unit	\$1,667.12	\$1,399.19
	SPD-00246	6'	5'	4'	Left Front Deck Unit	\$2,340.43	\$1,964.29
	SPD-00250	8'	5'	4'	Left Front Deck Unit	\$2,593.20	\$2,176.44
	SPD-00254	4'	5'	8'	Left Front Deck Unit	\$2,897.89	\$2,432.15
	SPD-00258	6'	5'	8'	Left Front Deck Unit	\$3,654.51	\$3,067.18
	SPD-00262	8'	5'	8'	Left Front Deck Unit	\$4,098.05	\$3,439.43


Left Fw: Includes Deck, support posts & base plates, (handrails & enclosure panels: left only).

	Part Number	Width (X)	Height (Y)	Depth (Z)		Price	USC Price
Left: Forward 	SPD-00266	4'	6'	4'	Left Front Deck Unit	\$1,858.53	\$1,559.84
	SPD-00270	6'	6'	4'	Left Front Deck Unit	\$2,413.06	\$2,025.25
	SPD-00274	8'	6'	4'	Left Front Deck Unit	\$2,671.79	\$2,242.39
	SPD-00278	4'	6'	8'	Left Front Deck Unit	\$3,028.16	\$2,541.49
	SPD-00282	6'	6'	8'	Left Front Deck Unit	\$3,782.23	\$3,174.37
	SPD-00286	8'	6'	8'	Left Front Deck Unit	\$4,231.72	\$3,551.62
	SPD-00314	4'	8'	4'	Left Front Deck Unit	\$2,370.51	\$1,989.53
	SPD-00318	6'	8'	4'	Left Front Deck Unit	\$2,920.26	\$2,450.93
	SPD-00322	8'	8'	4'	Left Front Deck Unit	\$3,368.27	\$2,826.94
	SPD-00326	4'	8'	8'	Left Front Deck Unit	\$3,825.88	\$3,211.00
	SPD-00330	6'	8'	8'	Left Front Deck Unit	\$4,575.16	\$3,839.87
	SPD-00334	8'	8'	8'	Left Front Deck Unit	\$5,213.94	\$4,375.99

Left Fw: Includes Deck, support posts & base plates, (handrails & enclosure panels: left only).

	Part Number	Width (X)	Height (Y)	Depth (Z)		Price	USC Price
Right: Forward 	SPD-00219	4'	4'	4'	Right Front Deck Unit	\$1,594.75	\$1,338.45
	SPD-00223	6'	4'	4'	Right Front Deck Unit	\$2,124.19	\$1,782.80
	SPD-00227	8'	4'	4'	Right Front Deck Unit	\$2,364.30	\$1,984.32
	SPD-00231	4'	4'	8'	Right Front Deck Unit	\$2,723.97	\$2,286.19
	SPD-00235	6'	4'	8'	Right Front Deck Unit	\$3,452.94	\$2,898.01
	SPD-00239	8'	4'	8'	Right Front Deck Unit	\$3,883.83	\$3,259.64
	SPD-00243	4'	5'	4'	Right Front Deck Unit	\$1,667.12	\$1,399.19
	SPD-00247	6'	5'	4'	Right Front Deck Unit	\$2,340.43	\$1,964.29
	SPD-00251	8'	5'	4'	Right Front Deck Unit	\$2,593.20	\$2,176.44
	SPD-00255	4'	5'	8'	Right Front Deck Unit	\$2,897.89	\$2,432.15
	SPD-00259	6'	5'	8'	Right Front Deck Unit	\$3,654.51	\$3,067.18
	SPD-00263	8'	5'	8'	Right Front Deck Unit	\$4,098.05	\$3,439.43

Right Fw: Includes Deck, support posts & base plates, (handrails & enclosure panels: right only).







	Part Number	Width (X)	Height (Y)	Depth (Z)		Price	USC Price
Right: Forward 	SPD-00267	4'	6'	4'	Right Front Deck Unit	\$1,858.53	\$1,559.84
	SPD-00271	6'	6'	4'	Right Front Deck Unit	\$2,413.06	\$2,025.25
	SPD-00275	8'	6'	4'	Right Front Deck Unit	\$2,671.79	\$2,242.39
	SPD-00279	4'	6'	8'	Right Front Deck Unit	\$3,028.16	\$2,541.49
	SPD-00283	6'	6'	8'	Right Front Deck Unit	\$3,782.23	\$3,174.37
	SPD-00287	8'	6'	8'	Right Front Deck Unit	\$4,231.72	\$3,551.62
	SPD-00315	4'	8'	4'	Right Front Deck Unit	\$2,370.51	\$1,989.53
	SPD-00319	6'	8'	4'	Right Front Deck Unit	\$2,920.26	\$2,450.93
	SPD-00323	8'	8'	4'	Right Front Deck Unit	\$3,368.27	\$2,826.94
	SPD-00327	4'	8'	8'	Right Front Deck Unit	\$3,825.88	\$3,211.00
	SPD-00331	6'	8'	8'	Right Front Deck Unit	\$4,575.16	\$3,839.87
	SPD-00335	8'	8'	8'	Right Front Deck Unit	\$5,213.94	\$4,375.99

Right Fw: Includes Deck, support posts & base plates, (handrails & enclosure panels: right only).






**Spohn Ranch
US Communities**

Plaza Deck		Part Number	Width (X)	Height (Y)	Depth (Z)		Price	USC Price
Center: Forward		SPD-00220	4'	4'	4'	Center Front Deck Unit	\$938.44	\$787.62
		SPD-00224	6'	4'	4'	Center Front Deck Unit	\$1,461.71	\$1,226.79
		SPD-00228	8'	4'	4'	Center Front Deck Unit	\$1,701.82	\$1,428.32
		SPD-00232	4'	4'	8'	Center Front Deck Unit	\$1,548.92	\$1,299.99
		SPD-00236	6'	4'	8'	Center Front Deck Unit	\$2,277.90	\$1,911.81
		SPD-00240	8'	4'	8'	Center Front Deck Unit	\$2,698.62	\$2,264.92
		SPD-00244	4'	5'	4'	Center Front Deck Unit	\$1,018.46	\$854.78
		SPD-00248	6'	5'	4'	Center Front Deck Unit	\$1,564.75	\$1,313.27
		SPD-00252	8'	5'	4'	Center Front Deck Unit	\$1,817.52	\$1,525.42
		SPD-00256	4'	5'	8'	Center Front Deck Unit	\$1,624.32	\$1,363.26
		SPD-00260	6'	5'	8'	Center Front Deck Unit	\$2,380.94	\$1,998.29
SPD-00264	8'	5'	8'	Center Front Deck Unit	\$2,814.32	\$2,362.02		
Center Fw: Includes Deck, support posts & base plates, (handrails & enclosure panels: none).								
Plaza Deck		Part Number	Width (X)	Height (Y)	Depth (Z)		Price	USC Price
Center: Forward		SPD-00268	4'	6'	4'	Center Front Deck Unit	\$1,053.66	\$884.32
		SPD-00272	6'	6'	4'	Center Front Deck Unit	\$1,591.23	\$1,335.50
		SPD-00276	8'	6'	4'	Center Front Deck Unit	\$1,849.96	\$1,552.64
		SPD-00280	4'	6'	8'	Center Front Deck Unit	\$1,653.35	\$1,387.63
		SPD-00284	6'	6'	8'	Center Front Deck Unit	\$2,407.42	\$2,020.51
		SPD-00288	8'	6'	8'	Center Front Deck Unit	\$2,846.76	\$2,389.24
		SPD-00316	4'	8'	4'	Center Front Deck Unit	\$1,246.72	\$1,046.35
		SPD-00320	6'	8'	4'	Center Front Deck Unit	\$1,787.22	\$1,499.99
		SPD-00324	8'	8'	4'	Center Front Deck Unit	\$2,235.23	\$1,876.00
		SPD-00328	4'	8'	8'	Center Front Deck Unit	\$1,854.12	\$1,556.14
		SPD-00332	6'	8'	8'	Center Front Deck Unit	\$2,603.41	\$2,185.00
		SPD-00336	8'	8'	8'	Center Front Deck Unit	\$3,232.03	\$2,712.60
		Center Fw: Includes Deck, support posts & base plates, (handrails & enclosure panels: none).						
Plaza Deck		Part Number	Width (X)	Height (Y)	Depth (Z)		Price	USC Price
Left: Center		SPD-00386	4'	4'	4'	Left Center Deck Unit	\$1,165.51	\$978.19
		SPD-00390	6'	4'	4'	Left Center Deck Unit	\$1,827.95	\$1,534.17
		SPD-00394	8'	4'	4'	Left Center Deck Unit	\$2,163.29	\$1,815.61
		SPD-00398	4'	4'	8'	Left Center Deck Unit	\$1,775.99	\$1,490.56
		SPD-00402	6'	4'	8'	Left Center Deck Unit	\$2,644.14	\$2,219.19
		SPD-00406	8'	4'	8'	Left Center Deck Unit	\$3,160.09	\$2,652.21
		SPD-00410	4'	5'	4'	Left Center Deck Unit	\$1,245.53	\$1,045.35
		SPD-00414	6'	5'	4'	Left Center Deck Unit	\$1,930.99	\$1,620.65
		SPD-00418	8'	5'	4'	Left Center Deck Unit	\$2,278.98	\$1,912.72
		SPD-00422	4'	5'	8'	Left Center Deck Unit	\$1,851.38	\$1,553.84
		SPD-00426	6'	5'	8'	Left Center Deck Unit	\$2,747.18	\$2,305.67
		SPD-00430	8'	5'	8'	Left Center Deck Unit	\$3,275.78	\$2,749.32
		Left Ct: Includes Deck, support posts & base plates, (handrails & enclosure panels: left only).						
Plaza Deck		Part Number	Width (X)	Height (Y)	Depth (Z)		Price	USC Price
Left: Center		SPD-00434	4'	6'	4'	Left Center Deck Unit	\$1,280.73	\$1,074.89
		SPD-00438	6'	6'	4'	Left Center Deck Unit	\$1,957.47	\$1,642.88
		SPD-00442	8'	6'	4'	Left Center Deck Unit	\$2,311.42	\$1,939.94
		SPD-00446	4'	6'	8'	Left Center Deck Unit	\$1,880.42	\$1,578.21
		SPD-00450	6'	6'	8'	Left Center Deck Unit	\$2,773.66	\$2,327.89
		SPD-00454	8'	6'	8'	Left Center Deck Unit	\$3,308.22	\$2,776.54
		SPD-00482	4'	8'	4'	Left Center Deck Unit	\$1,473.79	\$1,236.93
		SPD-00486	6'	8'	4'	Left Center Deck Unit	\$2,153.46	\$1,807.37
		SPD-00490	8'	8'	4'	Left Center Deck Unit	\$2,696.69	\$2,263.30
		SPD-00494	4'	8'	8'	Left Center Deck Unit	\$2,081.19	\$1,746.71
		SPD-00498	6'	8'	8'	Left Center Deck Unit	\$2,969.65	\$2,492.38
		SPD-00502	8'	8'	8'	Left Center Deck Unit	\$3,693.49	\$3,099.90
		Left Ct: Includes Deck, support posts & base plates, (handrails & enclosure panels: left only).						
Plaza Deck		Part Number	Width (X)	Height (Y)	Depth (Z)		Price	USC Price
Right: Center		SPD-00387	4'	4'	4'	Right Center Deck Unit	\$1,165.51	\$978.19
		SPD-00391	6'	4'	4'	Right Center Deck Unit	\$1,827.95	\$1,534.17
		SPD-00395	8'	4'	4'	Right Center Deck Unit	\$2,163.29	\$1,815.61
		SPD-00399	4'	4'	8'	Right Center Deck Unit	\$1,775.99	\$1,490.56
		SPD-00403	6'	4'	8'	Right Center Deck Unit	\$2,644.14	\$2,219.19
		SPD-00407	8'	4'	8'	Right Center Deck Unit	\$3,160.09	\$2,652.21
		SPD-00411	4'	5'	4'	Right Center Deck Unit	\$1,245.53	\$1,045.35
		SPD-00415	6'	5'	4'	Right Center Deck Unit	\$1,930.99	\$1,620.65
		SPD-00419	8'	5'	4'	Right Center Deck Unit	\$2,278.98	\$1,912.72
		SPD-00423	4'	5'	8'	Right Center Deck Unit	\$1,851.38	\$1,553.84
		SPD-00427	6'	5'	8'	Right Center Deck Unit	\$2,747.18	\$2,305.67
		SPD-00431	8'	5'	8'	Right Center Deck Unit	\$3,275.78	\$2,749.32
		Right Ct: Includes Deck, support posts & base plates, (handrails & enclosure panels: right only).						
Plaza Deck		Part Number	Width (X)	Height (Y)	Depth (Z)		Price	USC Price
Right: Center		SPD-00435	4'	6'	4'	Right Center Deck Unit	\$1,280.73	\$1,074.89
		SPD-00439	6'	6'	4'	Right Center Deck Unit	\$1,957.47	\$1,642.88
		SPD-00443	8'	6'	4'	Right Center Deck Unit	\$2,311.42	\$1,939.94
		SPD-00447	4'	6'	8'	Right Center Deck Unit	\$1,880.42	\$1,578.21
		SPD-00451	6'	6'	8'	Right Center Deck Unit	\$2,773.66	\$2,327.89
		SPD-00455	8'	6'	8'	Right Center Deck Unit	\$3,308.22	\$2,776.54
		SPD-00483	4'	8'	4'	Right Center Deck Unit	\$1,473.79	\$1,236.93
		SPD-00487	6'	8'	4'	Right Center Deck Unit	\$2,153.46	\$1,807.37
		SPD-00491	8'	8'	4'	Right Center Deck Unit	\$2,696.69	\$2,263.30
		SPD-00495	4'	8'	8'	Right Center Deck Unit	\$2,081.19	\$1,746.71
		SPD-00499	6'	8'	8'	Right Center Deck Unit	\$2,969.65	\$2,492.38
		SPD-00503	8'	8'	8'	Right Center Deck Unit	\$3,693.49	\$3,099.90
		Right Ct: Includes Deck, support posts & base plates, (handrails & enclosure panels: right only).						










**Spohn Ranch
US Communities**

		Part Number	Width (X)	Height (Y)	Depth (Z)		Price	USC Price
Center-Center		Plaza Deck						
		SPD-00388	4'	4'	4'	Center Center Deck Unit	\$938.44	\$787.62
		SPD-00392	6'	4'	4'	Center Center Deck Unit	\$1,461.71	\$1,226.79
		SPD-00396	8'	4'	4'	Center Center Deck Unit	\$1,701.82	\$1,428.32
		SPD-00400	4'	4'	8'	Center Center Deck Unit	\$1,548.92	\$1,299.99
		SPD-00404	6'	4'	8'	Center Center Deck Unit	\$2,277.90	\$1,911.81
		SPD-00408	8'	4'	8'	Center Center Deck Unit	\$2,698.62	\$2,264.92
		SPD-00412	4'	5'	4'	Center Center Deck Unit	\$1,018.46	\$854.78
		SPD-00416	6'	5'	4'	Center Center Deck Unit	\$1,564.75	\$1,313.27
		SPD-00420	8'	5'	4'	Center Center Deck Unit	\$1,817.52	\$1,525.42
		SPD-00424	4'	5'	8'	Center Center Deck Unit	\$1,624.32	\$1,363.26
		SPD-00428	6'	5'	8'	Center Center Deck Unit	\$2,380.94	\$1,998.29
		SPD-00432	8'	5'	8'	Center Center Deck Unit	\$2,814.32	\$2,362.02
Center Ct: Includes Deck, support posts & base plates, (handrails & enclosure panels: none).								
Center-Center		Plaza Deck						
		SPD-00436	4'	6'	4'	Center Center Deck Unit	\$1,053.66	\$884.32
		SPD-00440	6'	6'	4'	Center Center Deck Unit	\$1,591.23	\$1,335.50
		SPD-00444	8'	6'	4'	Center Center Deck Unit	\$1,849.96	\$1,552.64
		SPD-00448	4'	6'	8'	Center Center Deck Unit	\$1,653.35	\$1,387.63
		SPD-00452	6'	6'	8'	Center Center Deck Unit	\$2,407.42	\$2,020.51
		SPD-00456	8'	6'	8'	Center Center Deck Unit	\$2,846.76	\$2,389.24
		SPD-00484	4'	8'	4'	Center Center Deck Unit	\$1,246.72	\$1,046.35
		SPD-00488	6'	8'	4'	Center Center Deck Unit	\$1,787.22	\$1,499.99
		SPD-00492	8'	8'	4'	Center Center Deck Unit	\$2,235.23	\$1,876.00
		SPD-00496	4'	8'	8'	Center Center Deck Unit	\$1,854.12	\$1,556.14
		SPD-00500	6'	8'	8'	Center Center Deck Unit	\$2,603.41	\$2,185.00
		SPD-00504	8'	8'	8'	Center Center Deck Unit	\$3,232.03	\$2,712.60
Center Ct: Includes Deck, support posts & base plates, (handrails & enclosure panels: none).								
Stand-alone: Rear		Plaza Deck						
		SPD-00553	4'	4'	4'	Stand-alone Rear Deck Unit	\$2,075.39	\$1,741.84
		SPD-00557	6'	4'	4'	Stand-alone Rear Deck Unit	\$2,744.00	\$2,303.00
		SPD-00561	8'	4'	4'	Stand-alone Rear Deck Unit	\$3,079.34	\$2,584.44
		SPD-00565	4'	4'	8'	Stand-alone Rear Deck Unit	\$3,497.47	\$2,935.38
		SPD-00569	6'	4'	8'	Stand-alone Rear Deck Unit	\$4,365.62	\$3,664.00
		SPD-00573	8'	4'	8'	Stand-alone Rear Deck Unit	\$4,881.57	\$4,097.03
		SPD-00577	4'	5'	4'	Stand-alone Rear Deck Unit	\$2,298.86	\$1,929.40
		SPD-00581	6'	5'	4'	Stand-alone Rear Deck Unit	\$2,995.12	\$2,513.76
		SPD-00585	8'	5'	4'	Stand-alone Rear Deck Unit	\$3,343.11	\$2,805.83
		SPD-00589	4'	5'	8'	Stand-alone Rear Deck Unit	\$3,801.55	\$3,190.59
		SPD-00593	6'	5'	8'	Stand-alone Rear Deck Unit	\$4,697.35	\$3,942.42
		SPD-00597	8'	5'	8'	Stand-alone Rear Deck Unit	\$5,225.95	\$4,386.07
Stand-alone Rr: Deck, support posts & base plates, (handrails & enclosure panels: left right & rear).								
Stand-alone: Rear		Plaza Deck						
		SPD-00601	4'	6'	4'	Stand-alone Rear Deck Unit	\$2,372.45	\$1,991.17
		SPD-00605	6'	6'	4'	Stand-alone Rear Deck Unit	\$3,066.16	\$2,573.38
		SPD-00609	8'	6'	4'	Stand-alone Rear Deck Unit	\$3,420.11	\$2,870.45
		SPD-00613	4'	6'	8'	Stand-alone Rear Deck Unit	\$3,881.95	\$3,258.06
		SPD-00617	6'	6'	8'	Stand-alone Rear Deck Unit	\$4,775.19	\$4,007.75
		SPD-00621	8'	6'	8'	Stand-alone Rear Deck Unit	\$5,309.75	\$4,456.40
		SPD-00649	4'	8'	4'	Stand-alone Rear Deck Unit	\$2,930.80	\$2,459.78
		SPD-00653	6'	8'	4'	Stand-alone Rear Deck Unit	\$3,619.72	\$3,037.98
		SPD-00657	8'	8'	4'	Stand-alone Rear Deck Unit	\$4,162.96	\$3,493.91
		SPD-00661	4'	8'	8'	Stand-alone Rear Deck Unit	\$4,809.30	\$4,036.38
		SPD-00665	6'	8'	8'	Stand-alone Rear Deck Unit	\$5,697.76	\$4,782.05
		SPD-00669	8'	8'	8'	Stand-alone Rear Deck Unit	\$6,421.60	\$5,389.56
Stand-alone Rr: Deck, support posts & base plates, (handrails & enclosure panels: left right & rear).								
Left: Rear		Plaza Deck						
		SPD-00554	4'	4'	4'	Left Rear Deck Unit	\$1,821.82	\$1,529.02
		SPD-00558	6'	4'	4'	Left Rear Deck Unit	\$2,490.43	\$2,090.18
		SPD-00562	8'	4'	4'	Left Rear Deck Unit	\$2,825.76	\$2,371.62
		SPD-00566	4'	4'	8'	Left Rear Deck Unit	\$2,951.03	\$2,476.76
		SPD-00570	6'	4'	8'	Left Rear Deck Unit	\$3,819.18	\$3,205.39
		SPD-00574	8'	4'	8'	Left Rear Deck Unit	\$4,345.29	\$3,646.94
		SPD-00578	4'	5'	4'	Left Rear Deck Unit	\$1,894.18	\$1,589.76
		SPD-00582	6'	5'	4'	Left Rear Deck Unit	\$2,706.67	\$2,271.67
		SPD-00586	8'	5'	4'	Left Rear Deck Unit	\$3,054.66	\$2,563.73
		SPD-00590	4'	5'	8'	Left Rear Deck Unit	\$3,124.95	\$2,622.73
		SPD-00594	6'	5'	8'	Left Rear Deck Unit	\$4,020.75	\$3,374.56
		SPD-00598	8'	5'	8'	Left Rear Deck Unit	\$4,559.51	\$3,826.73
Left Rr: Includes Deck, support posts & base plates, (handrails & enclosure panels: left & rear).								
Left: Rear		Plaza Deck						
		SPD-00602	4'	6'	4'	Left Rear Deck Unit	\$2,085.60	\$1,750.41
		SPD-00606	6'	6'	4'	Left Rear Deck Unit	\$2,779.30	\$2,332.63
		SPD-00610	8'	6'	4'	Left Rear Deck Unit	\$3,133.25	\$2,629.69
		SPD-00614	4'	6'	8'	Left Rear Deck Unit	\$3,255.22	\$2,732.06
		SPD-00618	6'	6'	8'	Left Rear Deck Unit	\$4,148.47	\$3,481.75
		SPD-00622	8'	6'	8'	Left Rear Deck Unit	\$4,693.18	\$3,938.92
		SPD-00650	4'	8'	4'	Left Rear Deck Unit	\$2,597.58	\$2,180.11
		SPD-00654	6'	8'	4'	Left Rear Deck Unit	\$3,286.50	\$2,758.31
		SPD-00658	8'	8'	4'	Left Rear Deck Unit	\$3,829.73	\$3,214.24
		SPD-00662	4'	8'	8'	Left Rear Deck Unit	\$4,052.94	\$3,401.58
		SPD-00666	6'	8'	8'	Left Rear Deck Unit	\$4,941.40	\$4,147.25
		SPD-00670	8'	8'	8'	Left Rear Deck Unit	\$5,675.41	\$4,763.29
Left Rr: Includes Deck, support posts & base plates, (handrails & enclosure panels: left & rear).								







**Spohn Ranch
US Communities**

		Part Number	Width (X)	Height (Y)	Depth (Z)		Price	USC Price
Right: Rear		Plaza Deck						
		SPD-00555	4'	4'	4'	Right Rear Deck Unit	\$1,821.82	\$1,529.02
		SPD-00559	6'	4'	4'	Right Rear Deck Unit	\$2,490.43	\$2,090.18
		SPD-00563	8'	4'	4'	Right Rear Deck Unit	\$2,825.76	\$2,371.62
		SPD-00567	4'	4'	8'	Right Rear Deck Unit	\$2,951.03	\$2,476.76
		SPD-00571	6'	4'	8'	Right Rear Deck Unit	\$3,819.18	\$3,205.39
		SPD-00575	8'	4'	8'	Right Rear Deck Unit	\$4,345.29	\$3,646.94
		SPD-00579	4'	5'	4'	Right Rear Deck Unit	\$1,894.18	\$1,589.76
		SPD-00583	6'	5'	4'	Right Rear Deck Unit	\$2,706.67	\$2,271.67
		SPD-00587	8'	5'	4'	Right Rear Deck Unit	\$3,054.66	\$2,563.73
		SPD-00591	4'	5'	8'	Right Rear Deck Unit	\$3,124.95	\$2,622.73
		SPD-00595	6'	5'	8'	Right Rear Deck Unit	\$4,020.75	\$3,374.56
		SPD-00599	8'	5'	8'	Right Rear Deck Unit	\$4,559.51	\$3,826.73
Right Rr: Includes Deck, support posts & base plates, (handrails & enclosure panels: right & rear).								
Right: Rear		Plaza Deck						
		SPD-00603	4'	6'	4'	Right Rear Deck Unit	\$2,085.60	\$1,750.41
		SPD-00607	6'	6'	4'	Right Rear Deck Unit	\$2,779.30	\$2,332.63
		SPD-00611	8'	6'	4'	Right Rear Deck Unit	\$3,133.25	\$2,629.69
		SPD-00615	4'	6'	8'	Right Rear Deck Unit	\$3,255.22	\$2,732.06
		SPD-00619	6'	6'	8'	Right Rear Deck Unit	\$4,148.47	\$3,481.75
		SPD-00623	8'	6'	8'	Right Rear Deck Unit	\$4,693.18	\$3,938.92
		SPD-00651	4'	8'	4'	Right Rear Deck Unit	\$2,597.58	\$2,180.11
		SPD-00655	6'	8'	4'	Right Rear Deck Unit	\$3,286.50	\$2,758.31
		SPD-00659	8'	8'	4'	Right Rear Deck Unit	\$3,829.73	\$3,214.24
		SPD-00663	4'	8'	8'	Right Rear Deck Unit	\$4,052.94	\$3,401.58
		SPD-00667	6'	8'	8'	Right Rear Deck Unit	\$4,941.40	\$4,147.25
		SPD-00671	8'	8'	8'	Right Rear Deck Unit	\$5,675.41	\$4,763.29
Right Rr: Includes Deck, support posts & base plates, (handrails & enclosure panels: right & rear).								
Center: Rear		Plaza Deck						
		SPD-00556	4'	4'	4'	Center Rear Deck Unit	\$1,165.51	\$978.19
		SPD-00560	6'	4'	4'	Center Rear Deck Unit	\$1,827.95	\$1,534.17
		SPD-00564	8'	4'	4'	Center Rear Deck Unit	\$2,163.29	\$1,815.61
		SPD-00568	4'	4'	8'	Center Rear Deck Unit	\$1,775.99	\$1,490.56
		SPD-00572	6'	4'	8'	Center Rear Deck Unit	\$2,644.14	\$2,219.19
		SPD-00576	8'	4'	8'	Center Rear Deck Unit	\$3,160.09	\$2,652.21
		SPD-00580	4'	5'	4'	Center Rear Deck Unit	\$1,245.53	\$1,045.35
		SPD-00584	6'	5'	4'	Center Rear Deck Unit	\$1,930.99	\$1,620.65
		SPD-00588	8'	5'	4'	Center Rear Deck Unit	\$2,278.98	\$1,912.72
		SPD-00592	4'	5'	8'	Center Rear Deck Unit	\$1,851.38	\$1,553.84
		SPD-00596	6'	5'	8'	Center Rear Deck Unit	\$2,747.18	\$2,305.67
		SPD-00600	8'	5'	8'	Center Rear Deck Unit	\$3,275.78	\$2,749.32
Center Rr: Includes Deck, support posts & base plates, (handrails & enclosure panels: rear only).								
Center: Rear		Plaza Deck						
		SPD-00604	4'	6'	4'	Center Rear Deck Unit	\$1,280.73	\$1,074.89
		SPD-00608	6'	6'	4'	Center Rear Deck Unit	\$1,957.47	\$1,642.88
		SPD-00612	8'	6'	4'	Center Rear Deck Unit	\$2,311.42	\$1,939.94
		SPD-00616	4'	6'	8'	Center Rear Deck Unit	\$1,880.42	\$1,578.21
		SPD-00620	6'	6'	8'	Center Rear Deck Unit	\$2,773.66	\$2,327.89
		SPD-00624	8'	6'	8'	Center Rear Deck Unit	\$3,308.22	\$2,776.54
		SPD-00652	4'	8'	4'	Center Rear Deck Unit	\$1,473.79	\$1,236.93
		SPD-00656	6'	8'	4'	Center Rear Deck Unit	\$2,153.46	\$1,807.37
		SPD-00660	8'	8'	4'	Center Rear Deck Unit	\$2,696.69	\$2,263.30
		SPD-00664	4'	8'	8'	Center Rear Deck Unit	\$2,081.19	\$1,746.71
		SPD-00668	6'	8'	8'	Center Rear Deck Unit	\$2,969.65	\$2,492.38
		SPD-00672	8'	8'	8'	Center Rear Deck Unit	\$3,693.49	\$3,099.90
Center Rr: Includes Deck, support posts & base plates, (handrails & enclosure panels: rear only).								
Stand-alone		90° Hip deck						
		SPD-00689	4'	3'	4'	Stand-alone Deck Unit	\$1,814.74	\$1,523.09
		SPD-00693	8'	3'	4'	Stand-alone Deck Unit	\$2,818.11	\$2,365.20
		SPD-00697	4'	3'	8'	Stand-alone Deck Unit	\$2,918.23	\$2,449.23
		SPD-00701	8'	3'	8'	Stand-alone Deck Unit	\$4,311.90	\$3,618.91
		SPD-00705	4'	4'	4'	Stand-alone Deck Unit	\$1,821.82	\$1,529.02
		SPD-00709	8'	4'	4'	Stand-alone Deck Unit	\$2,825.76	\$2,371.62
		SPD-00713	4'	4'	8'	Stand-alone Deck Unit	\$2,951.03	\$2,476.76
		SPD-00717	8'	4'	8'	Stand-alone Deck Unit	\$4,345.29	\$3,646.94
		SPD-00733	8'	5'	8'	Stand-alone Deck Unit	\$4,559.51	\$3,826.73
		SPD-00749	8'	6'	8'	Stand-alone Deck Unit	\$4,693.18	\$3,938.92
		SPD-00765	8'	7'	8'	Stand-alone Deck Unit	\$5,281.69	\$4,432.85
		SPD-00781	8'	8'	8'	Stand-alone Deck Unit	\$5,675.41	\$4,763.29
Stand-alone Hip: Deck, support posts & base plates, (handrails & enclosure panels: left & rear).								












**Spohn Ranch
US Communities**

		Part Number	Width (X)	Height (Y)	Depth (Z)		Price	USC Price
Left		90° Hip deck						
		SPD-00674	4'	2'	4'	Left Deck Unit	\$1,083.62	\$909.47
		SPD-00678	8'	2'	4'	Left Deck Unit	\$2,008.03	\$1,685.31
		SPD-00682	4'	2'	8'	Left Deck Unit	\$1,697.19	\$1,424.43
		SPD-00686	8'	2'	8'	Left Deck Unit	\$3,004.83	\$2,521.91
		SPD-00690	4'	3'	4'	Left Deck Unit	\$1,164.87	\$977.66
		SPD-00694	8'	3'	4'	Left Deck Unit	\$2,162.06	\$1,814.59
		SPD-00698	4'	3'	8'	Left Deck Unit	\$1,775.35	\$1,490.03
		SPD-00702	8'	3'	8'	Left Deck Unit	\$3,158.86	\$2,651.19
		SPD-00706	4'	4'	4'	Left Deck Unit	\$1,165.51	\$978.19
		SPD-00710	8'	4'	4'	Left Deck Unit	\$2,163.29	\$1,815.61
		SPD-00714	4'	4'	8'	Left Deck Unit	\$1,775.99	\$1,490.56
		SPD-00718	8'	4'	8'	Left Deck Unit	\$3,160.09	\$2,652.21
Left Hip: Includes Deck, support posts & base plates, (handrails & enclosure panels: rear only).								
Left		90° Hip deck						
		SPD-00722	4'	5'	4'	Left Deck Unit	\$1,245.53	\$1,045.35
		SPD-00726	8'	5'	4'	Left Deck Unit	\$2,278.98	\$1,912.72
		SPD-00730	4'	5'	8'	Left Deck Unit	\$1,851.38	\$1,553.84
		SPD-00734	8'	5'	8'	Left Deck Unit	\$3,275.78	\$2,749.32
		SPD-00738	4'	6'	4'	Left Deck Unit	\$1,280.73	\$1,074.89
		SPD-00742	8'	6'	4'	Left Deck Unit	\$2,311.42	\$1,939.94
		SPD-00746	4'	6'	8'	Left Deck Unit	\$1,880.42	\$1,578.21
		SPD-00750	8'	6'	8'	Left Deck Unit	\$3,308.22	\$2,776.54
		SPD-00770	4'	8'	4'	Left Deck Unit	\$1,473.79	\$1,236.93
		SPD-00774	8'	8'	4'	Left Deck Unit	\$2,696.69	\$2,263.30
		SPD-00778	4'	8'	8'	Left Deck Unit	\$2,081.19	\$1,746.71
		SPD-00782	8'	8'	8'	Left Deck Unit	\$3,693.49	\$3,099.90
Left Hip: Includes Deck, support posts & base plates, (handrails & enclosure panels: rear only).								
Right		90° Hip deck						
		SPD-00675	4'	2'	4'	Right Deck Unit	\$1,083.62	\$909.47
		SPD-00679	8'	2'	4'	Right Deck Unit	\$2,469.21	\$2,072.37
		SPD-00683	4'	2'	8'	Right Deck Unit	\$1,697.19	\$1,424.43
		SPD-00687	8'	2'	8'	Right Deck Unit	\$2,008.03	\$1,685.31
		SPD-00691	4'	3'	4'	Right Deck Unit	\$1,164.87	\$977.66
		SPD-00695	8'	3'	4'	Right Deck Unit	\$2,162.06	\$1,814.59
		SPD-00699	4'	3'	8'	Right Deck Unit	\$1,775.35	\$1,490.03
		SPD-00703	8'	3'	8'	Right Deck Unit	\$3,158.86	\$2,651.19
		SPD-00707	4'	4'	4'	Right Deck Unit	\$1,165.51	\$978.19
		SPD-00711	8'	4'	4'	Right Deck Unit	\$2,163.29	\$1,815.61
		SPD-00715	4'	4'	8'	Right Deck Unit	\$1,775.99	\$1,490.56
		SPD-00719	8'	4'	8'	Right Deck Unit	\$3,160.09	\$2,652.21
Right Hip: Includes Deck, support posts & base plates, (handrails & enclosure panels: rear only).								
Right		90° Hip deck						
		SPD-00723	4'	5'	4'	Right Deck Unit	\$1,245.53	\$1,045.35
		SPD-00727	8'	5'	4'	Right Deck Unit	\$2,278.98	\$1,912.72
		SPD-00731	4'	5'	8'	Right Deck Unit	\$1,851.38	\$1,553.84
		SPD-00735	8'	5'	8'	Right Deck Unit	\$3,275.78	\$2,749.32
		SPD-00739	4'	6'	4'	Right Deck Unit	\$1,280.73	\$1,074.89
		SPD-00743	8'	6'	4'	Right Deck Unit	\$2,311.42	\$1,939.94
		SPD-00747	4'	6'	8'	Right Deck Unit	\$1,880.42	\$1,578.21
		SPD-00751	8'	6'	8'	Right Deck Unit	\$3,308.22	\$2,776.54
		SPD-00771	4'	8'	4'	Right Deck Unit	\$1,473.79	\$1,236.93
		SPD-00775	8'	8'	4'	Right Deck Unit	\$2,696.69	\$2,263.30
		SPD-00779	4'	8'	8'	Right Deck Unit	\$2,081.19	\$1,746.71
		SPD-00783	8'	8'	8'	Right Deck Unit	\$3,693.49	\$3,099.90
Right Hip: Includes Deck, support posts & base plates, (handrails & enclosure panels: rear only).								
Center		90° Hip deck						
		SPD-00676	4'	2'	4'	Center Deck Unit	\$856.55	\$718.89
		SPD-00680	8'	2'	4'	Center Deck Unit	\$2,007.74	\$1,685.07
		SPD-00684	4'	2'	8'	Center Deck Unit	\$1,470.12	\$1,233.85
		SPD-00688	8'	2'	8'	Center Deck Unit	\$1,546.56	\$1,298.01
		SPD-00692	4'	3'	4'	Center Deck Unit	\$937.80	\$787.08
		SPD-00696	8'	3'	4'	Center Deck Unit	\$1,700.60	\$1,427.29
		SPD-00700	4'	3'	8'	Center Deck Unit	\$1,548.28	\$1,299.45
		SPD-00704	8'	3'	8'	Center Deck Unit	\$2,697.40	\$2,263.89
		SPD-00708	4'	4'	4'	Center Deck Unit	\$938.44	\$787.62
		SPD-00712	8'	4'	4'	Center Deck Unit	\$1,701.82	\$1,428.32
		SPD-00716	4'	4'	8'	Center Deck Unit	\$1,548.92	\$1,299.99
		SPD-00720	8'	4'	8'	Center Deck Unit	\$2,698.62	\$2,264.92
Center Hip: Includes Deck, support posts & base plates, (handrails & enclosure panels: none).								






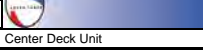





**Spohn Ranch
US Communities**

		Part Number	Width (X)	Height (Y)	Depth (Z)		Price	USC Price	
90° Hip deck									
Center		SPD-00724	4'	5'	4'	Center Deck Unit	\$1,018.46	\$854.78	
		SPD-00728	8'	5'	4'	Center Deck Unit	\$1,817.52	\$1,525.42	
		SPD-00732	4'	5'	8'	Center Deck Unit	\$1,624.32	\$1,363.26	
		SPD-00736	8'	5'	8'	Center Deck Unit	\$2,814.32	\$2,362.02	
		SPD-00740	4'	6'	4'	Center Deck Unit	\$1,053.66	\$884.32	
		SPD-00744	8'	6'	4'	Center Deck Unit	\$1,849.96	\$1,552.64	
		SPD-00748	4'	6'	8'	Center Deck Unit	\$1,653.35	\$1,387.63	
		SPD-00752	8'	6'	8'	Center Deck Unit	\$2,846.76	\$2,389.24	
		SPD-00772	4'	8'	4'	Center Deck Unit	\$1,246.72	\$1,046.35	
		SPD-00776	8'	8'	4'	Center Deck Unit	\$2,235.23	\$1,876.00	
		SPD-00780	4'	8'	8'	Center Deck Unit	\$1,854.12	\$1,556.14	
		SPD-00784	8'	8'	8'	Center Deck Unit	\$3,232.03	\$2,712.60	
		Center Hip: Includes Deck, support posts & base plates, (handrails & enclosure panels: none).							
22.5° Hip deck									
Center		SPD-00785	8'	2'	4'	Center Deck Unit	\$817.94	\$686.48	
		SPD-00786	8'	3'	4'	Center Deck Unit	\$866.77	\$727.47	
		SPD-00787	8'	4'	4'	Center Deck Unit	\$915.60	\$768.45	
		SPD-00788	8'	5'	4'	Center Deck Unit	\$964.43	\$809.43	
		SPD-00789	8'	6'	4'	Center Deck Unit	\$1,013.26	\$850.42	
		SPD-00790	8'	7'	4'	Center Deck Unit	\$1,062.10	\$891.40	
		SPD-00791	8'	8'	4'	Center Deck Unit	\$1,110.93	\$932.39	
22.5° Hip: Includes Triangular deck, support posts & base plates, (front enclosure panels).									
Tiered Deck Enc. Panels									
Right		SPD-00789	-	-	4'	8' to 6' Deck Side Enclosure Panel	\$429.14	\$360.17	
		SPD-00790	-	-	4'	7' to 6' Deck Side Enclosure Panel	\$337.58	\$283.33	
		SPD-00791	-	-	4'	7' to 5' Deck Side Enclosure Panel	\$429.14	\$360.17	
		SPD-00792	-	-	4'	6' to 5' Deck Side Enclosure Panel	\$337.58	\$283.33	
		SPD-00793	-	-	4'	6' to 4' Deck Side Enclosure Panel	\$429.14	\$360.17	
		SPD-00794	-	-	4'	5' to 4' Deck Side Enclosure Panel	\$337.58	\$283.33	
		SPD-00797	-	-	8'	8' to 6' Deck Side Enclosure Panel	\$660.91	\$554.69	
		SPD-00798	-	-	8'	7' to 6' Deck Side Enclosure Panel	\$485.27	\$407.28	
		SPD-00799	-	-	8'	7' to 5' Deck Side Enclosure Panel	\$660.91	\$554.69	
		SPD-00800	-	-	8'	6' to 5' Deck Side Enclosure Panel	\$485.27	\$407.28	
		SPD-00801	-	-	8'	6' to 4' Deck Side Enclosure Panel	\$660.91	\$554.69	
		SPD-00802	-	-	8'	5' to 4' Deck Side Enclosure Panel	\$485.27	\$407.28	
		Tiered Deck enclosure: Left or right facing panel located between decks when stepped.							
Street Spine Deck / Support									
Center		SPD-00808	4'	3'	0'	Center Deck Unit	\$268.91	\$225.69	
		SPD-00809	6'	3'	0'	Center Deck Unit	\$282.34	\$236.96	
		SPD-00810	8'	3'	0'	Center Deck Unit	\$367.22	\$308.21	
		SPD-00817	4'	4'	0'	Center Deck Unit	\$303.06	\$254.35	
		SPD-00818	6'	4'	0'	Center Deck Unit	\$316.49	\$265.62	
		SPD-00819	8'	4'	0'	Center Deck Unit	\$425.74	\$357.31	
		SPD-00826	4'	5'	0'	Center Deck Unit	\$325.27	\$272.99	
		SPD-00827	6'	5'	0'	Center Deck Unit	\$338.70	\$284.26	
		SPD-00828	8'	5'	0'	Center Deck Unit	\$431.70	\$362.32	
		SPD-00835	4'	6'	0'	Center Deck Unit	\$350.47	\$294.14	
		SPD-00836	6'	6'	0'	Center Deck Unit	\$366.88	\$307.91	
		SPD-00837	8'	6'	0'	Center Deck Unit	\$443.64	\$372.34	
		Spine Deck / Support: Includes deck when applicable & support structure.							
Street Deck									
Stand-alone		SPD-00884	6'	1.5'	4'	Stand-alone Deck Unit	\$2,061.17	\$1,729.91	
		SPD-00888	8'	1.5'	4'	Stand-alone Deck Unit	\$2,367.35	\$1,986.88	
		SPD-00896	6'	1.5'	6'	Stand-alone Deck Unit	\$2,772.08	\$2,326.57	
		SPD-00900	8'	1.5'	6'	Stand-alone Deck Unit	\$2,772.08	\$2,326.57	
		SPD-00908	6'	1.5'	8'	Stand-alone Deck Unit	\$3,280.83	\$2,753.56	
		SPD-00912	8'	1.5'	8'	Stand-alone Deck Unit	\$3,767.62	\$3,162.11	
		SPD-00920	6'	2'	4'	Stand-alone Deck Unit	\$1,807.23	\$1,516.78	
		SPD-00924	8'	2'	4'	Stand-alone Deck Unit	\$2,067.49	\$1,735.21	
		SPD-00932	6'	2'	6'	Stand-alone Deck Unit	\$2,401.06	\$2,015.17	
		SPD-00936	8'	2'	6'	Stand-alone Deck Unit	\$2,772.08	\$2,326.57	
		SPD-00944	6'	2'	8'	Stand-alone Deck Unit	\$2,772.08	\$2,326.57	
		SPD-00948	8'	2'	8'	Stand-alone Deck Unit	\$3,212.95	\$2,696.58	
		Stand-alone: Includes Deck, left & right support structure / enclosure panels.							
Street Deck									
Stand-alone		SPD-00956	6'	2.5'	4'	Stand-alone Deck Unit	\$1,898.88	\$1,593.71	
		SPD-00960	8'	2.5'	4'	Stand-alone Deck Unit	\$2,153.90	\$1,807.74	
		SPD-00968	6'	2.5'	6'	Stand-alone Deck Unit	\$2,666.94	\$2,238.33	
		SPD-00972	8'	2.5'	6'	Stand-alone Deck Unit	\$2,901.44	\$2,435.13	
		SPD-00980	6'	2.5'	8'	Stand-alone Deck Unit	\$2,901.44	\$2,435.13	
		SPD-00984	8'	2.5'	8'	Stand-alone Deck Unit	\$3,337.06	\$2,800.75	
		SPD-00992	6'	3'	4'	Stand-alone Deck Unit	\$2,050.00	\$1,720.54	
		SPD-00996	8'	3'	4'	Stand-alone Deck Unit	\$2,304.10	\$1,933.79	
		SPD-01004	6'	3'	6'	Stand-alone Deck Unit	\$2,968.35	\$2,491.29	
		SPD-01008	8'	3'	6'	Stand-alone Deck Unit	\$3,166.61	\$2,657.69	
		SPD-01016	6'	3'	8'	Stand-alone Deck Unit	\$3,166.61	\$2,657.69	
		SPD-01020	8'	3'	8'	Stand-alone Deck Unit	\$3,601.31	\$3,022.53	
		Stand-alone: Includes Deck, left & right support structure / enclosure panels.							




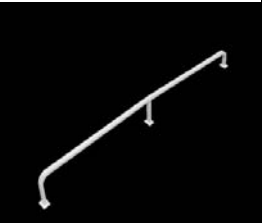
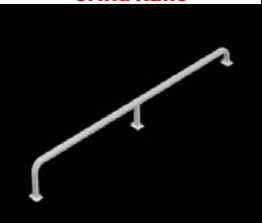
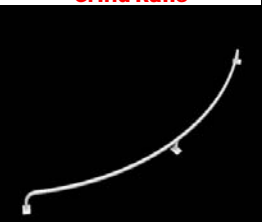
**Spohn Ranch
US Communities**

Street Deck		Part Number	Width (X)	Height (Y)	Depth (Z)		Price	USC Price
Stand-alone		SPD-01064	6'	4'	4'	Stand-alone Deck Unit	\$2,072.12	\$1,739.10
		SPD-01068	8'	4'	4'	Stand-alone Deck Unit	\$2,336.32	\$1,960.84
		SPD-01076	6'	4'	6'	Stand-alone Deck Unit	\$2,997.74	\$2,515.96
		SPD-01080	8'	4'	6'	Stand-alone Deck Unit	\$3,189.90	\$2,677.24
		SPD-01088	6'	4'	8'	Stand-alone Deck Unit	\$3,189.90	\$2,677.24
		SPD-01092	8'	4'	8'	Stand-alone Deck Unit	\$3,634.70	\$3,050.55
		SPD-01100	6'	4.5'	4'	Stand-alone Deck Unit	\$2,175.73	\$1,826.06
		SPD-01104	8'	4.5'	4'	Stand-alone Deck Unit	\$2,453.13	\$2,058.88
		SPD-01112	6'	4.5'	6'	Stand-alone Deck Unit	\$3,147.62	\$2,641.76
		SPD-01116	8'	4.5'	6'	Stand-alone Deck Unit	\$3,349.39	\$2,811.10
		SPD-01124	6'	4.5'	8'	Stand-alone Deck Unit	\$3,349.39	\$2,811.10
		SPD-01128	8'	4.5'	8'	Stand-alone Deck Unit	\$3,816.44	\$3,203.08
Stand-alone: Includes Deck, left & right support structure / enclosure panels.								
Street Deck		Part Number	Width (X)	Height (Y)	Depth (Z)		Price	USC Price
Left		SPD-00885	6'	1.5'	4'	Left Deck Unit	\$1,806.91	\$1,516.51
		SPD-00889	8'	1.5'	4'	Left Deck Unit	\$2,072.80	\$1,739.68
		SPD-00897	6'	1.5'	6'	Left Deck Unit	\$2,625.86	\$2,203.85
		SPD-00901	8'	1.5'	6'	Left Deck Unit	\$2,706.90	\$2,271.86
		SPD-00909	6'	1.5'	8'	Left Deck Unit	\$2,706.90	\$2,271.86
		SPD-00913	8'	1.5'	8'	Left Deck Unit	\$3,143.94	\$2,638.66
		SPD-00921	6'	2'	4'	Left Deck Unit	\$1,806.91	\$1,516.51
		SPD-00925	8'	2'	4'	Left Deck Unit	\$2,072.80	\$1,739.68
		SPD-00933	6'	2'	6'	Left Deck Unit	\$2,397.97	\$2,012.58
		SPD-00937	8'	2'	6'	Left Deck Unit	\$2,706.90	\$2,271.86
		SPD-00945	6'	2'	8'	Left Deck Unit	\$2,706.90	\$2,271.86
		SPD-00949	8'	2'	8'	Left Deck Unit	\$3,143.94	\$2,638.66
Left: Includes Deck & left support structure / enclosure panel.								
Street Deck		Part Number	Width (X)	Height (Y)	Depth (Z)		Price	USC Price
Left		SPD-00957	6'	2.5'	4'	Left Deck Unit	\$1,909.12	\$1,602.30
		SPD-00961	8'	2.5'	4'	Left Deck Unit	\$2,164.53	\$1,816.66
		SPD-00969	6'	2.5'	6'	Left Deck Unit	\$2,657.07	\$2,230.04
		SPD-00973	8'	2.5'	6'	Left Deck Unit	\$2,815.98	\$2,363.41
		SPD-00981	6'	2.5'	8'	Left Deck Unit	\$2,815.98	\$2,363.41
		SPD-00985	8'	2.5'	8'	Left Deck Unit	\$3,254.52	\$2,731.47
		SPD-00993	6'	3'	4'	Left Deck Unit	\$2,095.31	\$1,758.56
		SPD-00997	8'	3'	4'	Left Deck Unit	\$2,348.87	\$1,971.37
		SPD-01005	6'	3'	6'	Left Deck Unit	\$2,848.63	\$2,390.81
		SPD-01009	8'	3'	6'	Left Deck Unit	\$3,075.45	\$2,581.18
		SPD-01017	6'	3'	8'	Left Deck Unit	\$3,075.45	\$2,581.18
		SPD-01021	8'	3'	8'	Left Deck Unit	\$3,495.87	\$2,934.04
Left: Includes Deck & left support structure / enclosure panel.								
Street Deck		Part Number	Width (X)	Height (Y)	Depth (Z)		Price	USC Price
Left		SPD-01065	6'	4'	4'	Left Deck Unit	\$2,135.72	\$1,792.48
		SPD-01069	8'	4'	4'	Left Deck Unit	\$2,409.48	\$2,022.24
		SPD-01077	6'	4'	6'	Left Deck Unit	\$2,892.67	\$2,427.78
		SPD-01081	8'	4'	6'	Left Deck Unit	\$3,139.71	\$2,635.11
		SPD-01089	6'	4'	8'	Left Deck Unit	\$3,139.71	\$2,635.11
		SPD-01093	8'	4'	8'	Left Deck Unit	\$3,557.07	\$2,985.40
		SPD-01101	6'	4.5'	4'	Left Deck Unit	\$2,242.50	\$1,882.10
		SPD-01105	8'	4.5'	4'	Left Deck Unit	\$2,529.96	\$2,123.36
		SPD-01113	6'	4.5'	6'	Left Deck Unit	\$3,037.31	\$2,549.17
		SPD-01117	8'	4.5'	6'	Left Deck Unit	\$3,296.69	\$2,766.87
		SPD-01125	6'	4.5'	8'	Left Deck Unit	\$3,296.69	\$2,766.87
		SPD-01129	8'	4.5'	8'	Left Deck Unit	\$3,734.93	\$3,134.67
Left: Includes Deck & left support structure / enclosure panel.								
Street Deck		Part Number	Width (X)	Height (Y)	Depth (Z)		Price	USC Price
Right		SPD-00886	6'	1.5'	4'	Right Deck Unit	\$1,806.91	\$1,516.51
		SPD-00890	8'	1.5'	4'	Right Deck Unit	\$2,072.80	\$1,739.68
		SPD-00898	6'	1.5'	6'	Right Deck Unit	\$2,625.86	\$2,203.85
		SPD-00902	8'	1.5'	6'	Right Deck Unit	\$2,706.90	\$2,271.86
		SPD-00910	6'	1.5'	8'	Right Deck Unit	\$2,706.90	\$2,271.86
		SPD-00914	8'	1.5'	8'	Right Deck Unit	\$3,143.94	\$2,638.66
		SPD-00922	6'	2'	4'	Right Deck Unit	\$1,806.91	\$1,516.51
		SPD-00926	8'	2'	4'	Right Deck Unit	\$2,072.80	\$1,739.68
		SPD-00934	6'	2'	6'	Right Deck Unit	\$2,397.97	\$2,012.58
		SPD-00938	8'	2'	6'	Right Deck Unit	\$2,706.90	\$2,271.86
		SPD-00946	6'	2'	8'	Right Deck Unit	\$2,706.90	\$2,271.86
		SPD-00950	8'	2'	8'	Right Deck Unit	\$3,143.94	\$2,638.66
Right: Includes Deck & right support structure / enclosure panel.								
Street Deck		Part Number	Width (X)	Height (Y)	Depth (Z)		Price	USC Price
Right		SPD-00958	6'	2.5'	4'	Right Deck Unit	\$1,909.12	\$1,602.30
		SPD-00962	8'	2.5'	4'	Right Deck Unit	\$2,164.53	\$1,816.66
		SPD-00970	6'	2.5'	6'	Right Deck Unit	\$2,657.07	\$2,230.04
		SPD-00974	8'	2.5'	6'	Right Deck Unit	\$2,815.98	\$2,363.41
		SPD-00982	6'	2.5'	8'	Right Deck Unit	\$2,815.98	\$2,363.41
		SPD-00986	8'	2.5'	8'	Right Deck Unit	\$3,254.52	\$2,731.47
		SPD-00994	6'	3'	4'	Right Deck Unit	\$2,095.31	\$1,758.56
		SPD-00998	8'	3'	4'	Right Deck Unit	\$2,348.87	\$1,971.37
		SPD-01006	6'	3'	6'	Right Deck Unit	\$2,848.63	\$2,390.81
		SPD-01010	8'	3'	6'	Right Deck Unit	\$3,075.45	\$2,581.18
		SPD-01018	6'	3'	8'	Right Deck Unit	\$3,075.45	\$2,581.18
		SPD-01022	8'	3'	8'	Right Deck Unit	\$3,495.87	\$2,934.04
Right: Includes Deck & right support structure / enclosure panel.								

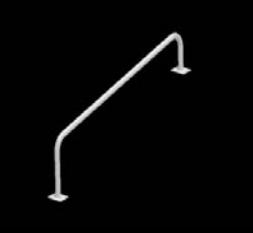
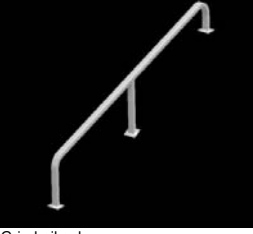
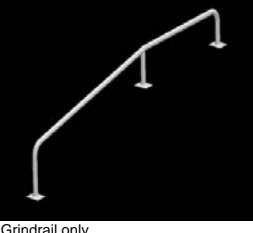
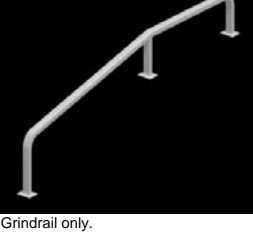
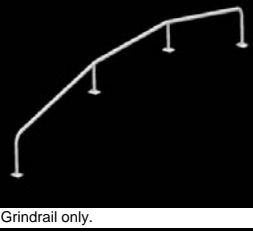
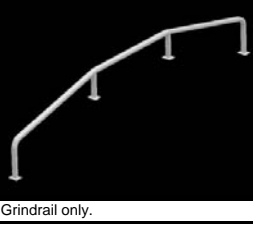
**Spohn Ranch
US Communities**

Street Deck		Part Number	Width (X)	Height (Y)	Depth (Z)		Price	USC Price
Right		SPD-01066	6'	4'	4'	Right Deck Unit	\$2,135.72	\$1,792.48
		SPD-01070	8'	4'	4'	Right Deck Unit	\$2,409.48	\$2,022.24
		SPD-01078	6'	4'	6'	Right Deck Unit	\$2,892.67	\$2,427.78
		SPD-01082	8'	4'	6'	Right Deck Unit	\$3,139.71	\$2,635.11
		SPD-01090	6'	4'	8'	Right Deck Unit	\$3,139.71	\$2,635.11
		SPD-01094	8'	4'	8'	Right Deck Unit	\$3,557.07	\$2,985.40
		SPD-01102	6'	4.5'	4'	Right Deck Unit	\$2,242.50	\$1,882.10
		SPD-01106	8'	4.5'	4'	Right Deck Unit	\$2,529.96	\$2,123.36
		SPD-01114	6'	4.5'	6'	Right Deck Unit	\$3,037.31	\$2,549.17
		SPD-01118	8'	4.5'	6'	Right Deck Unit	\$3,296.69	\$2,766.87
		SPD-01126	6'	4.5'	8'	Right Deck Unit	\$3,296.69	\$2,766.87
		SPD-01130	8'	4.5'	8'	Right Deck Unit	\$3,734.93	\$3,134.67
Right: Includes Deck & right support structure / enclosure panel.								
Street Deck		Part Number	Width (X)	Height (Y)	Depth (Z)		Price	USC Price
Center		SPD-00887	6'	1.5'	4'	Center Deck Unit	\$1,616.81	\$1,356.97
		SPD-00891	8'	1.5'	4'	Center Deck Unit	\$1,877.07	\$1,575.40
		SPD-00899	6'	1.5'	6'	Center Deck Unit	\$2,604.43	\$2,185.86
		SPD-00903	8'	1.5'	6'	Center Deck Unit	\$2,450.23	\$2,056.44
		SPD-00911	6'	1.5'	8'	Center Deck Unit	\$2,450.23	\$2,056.44
		SPD-00915	8'	1.5'	8'	Center Deck Unit	\$2,912.54	\$2,444.45
		SPD-00923	6'	2'	4'	Center Deck Unit	\$1,616.81	\$1,356.97
		SPD-00927	8'	2'	4'	Center Deck Unit	\$1,877.07	\$1,575.40
		SPD-00935	6'	2'	6'	Center Deck Unit	\$2,376.53	\$1,994.59
		SPD-00939	8'	2'	6'	Center Deck Unit	\$2,450.23	\$2,056.44
		SPD-00947	6'	2'	8'	Center Deck Unit	\$2,450.23	\$2,056.44
		SPD-00951	8'	2'	8'	Center Deck Unit	\$2,912.54	\$2,444.45
Center: Includes Deck & interior support structure.								
Street Deck		Part Number	Width (X)	Height (Y)	Depth (Z)		Price	USC Price
Center		SPD-00959	6'	2.5'	4'	Center Deck Unit	\$1,676.38	\$1,406.96
		SPD-00963	8'	2.5'	4'	Center Deck Unit	\$1,992.48	\$1,672.26
		SPD-00971	6'	2.5'	6'	Center Deck Unit	\$2,295.46	\$1,926.55
		SPD-00975	8'	2.5'	6'	Center Deck Unit	\$2,523.74	\$2,118.14
		SPD-00983	6'	2.5'	8'	Center Deck Unit	\$2,523.74	\$2,118.14
		SPD-00987	8'	2.5'	8'	Center Deck Unit	\$3,171.97	\$2,662.19
		SPD-00995	6'	3'	4'	Center Deck Unit	\$1,773.61	\$1,488.57
		SPD-00999	8'	3'	4'	Center Deck Unit	\$2,027.70	\$1,701.82
		SPD-01007	6'	3'	6'	Center Deck Unit	\$2,447.14	\$2,053.85
		SPD-01011	8'	3'	6'	Center Deck Unit	\$2,674.50	\$2,244.67
		SPD-01019	6'	3'	8'	Center Deck Unit	\$2,674.50	\$2,244.67
		SPD-01023	8'	3'	8'	Center Deck Unit	\$3,109.21	\$2,609.51
Center: Includes Deck & interior support structure.								
Street Deck		Part Number	Width (X)	Height (Y)	Depth (Z)		Price	USC Price
Center		SPD-01067	6'	4'	4'	Center Deck Unit	\$1,797.38	\$1,508.52
		SPD-01071	8'	4'	4'	Center Deck Unit	\$2,061.58	\$1,730.25
		SPD-01079	6'	4'	6'	Center Deck Unit	\$2,485.96	\$2,086.43
		SPD-01083	8'	4'	6'	Center Deck Unit	\$2,723.42	\$2,285.73
		SPD-01091	6'	4'	8'	Center Deck Unit	\$2,723.42	\$2,285.73
		SPD-01095	8'	4'	8'	Center Deck Unit	\$3,168.23	\$2,659.05
Center: Includes Deck & interior support structure.								
Euro Gap		Part Number	Width (X)	Height (Y)	Angle ° (Z)		Price	USC Price
Stand-alone		SPE-00001	4'	2'	15°	Stand-alone	\$2,648.25	\$2,222.64
		SPE-00002	6'	2'	15°	Stand-alone	\$3,425.73	\$2,875.16
		SPE-00003	8'	2'	15°	Stand-alone	\$4,265.50	\$3,579.97
		SPE-00025	4'	3'	20°	Stand-alone	\$2,891.66	\$2,426.93
		SPE-00026	6'	3'	20°	Stand-alone	\$3,788.94	\$3,180.01
		SPE-00027	8'	3'	20°	Stand-alone	\$4,543.19	\$3,813.04
		SPE-00034	4'	4'	20°	Stand-alone	\$3,254.09	\$2,731.11
		SPE-00035	6'	4'	20°	Stand-alone	\$4,142.14	\$3,476.44
		SPE-00036	8'	4'	20°	Stand-alone	\$4,894.08	\$4,107.54
		SPE-00049	4'	3'	25°	Stand-alone	\$2,891.66	\$2,426.93
		SPE-00050	6'	3'	25°	Stand-alone	\$3,788.94	\$3,180.01
		SPE-00051	8'	3'	25°	Stand-alone	\$4,543.19	\$3,813.04
Stand-alone: Includes Wedge, deck, threshold, left & right enclosure panels.								
Euro Gap		Part Number	Width (X)	Height (Y)	Angle ° (Z)		Price	USC Price
Stand-alone		SPE-00055	4'	4'	25°	Stand-alone	\$3,254.09	\$2,731.11
		SPE-00056	6'	4'	25°	Stand-alone	\$4,142.14	\$3,476.44
		SPE-00057	8'	4'	25°	Stand-alone	\$4,894.08	\$4,107.54
		SPE-00058	4'	5'	25°	Stand-alone	\$3,770.87	\$3,164.84
		SPE-00059	6'	5'	25°	Stand-alone	\$4,709.26	\$3,952.42
		SPE-00060	8'	5'	25°	Stand-alone	\$5,520.84	\$4,633.56
		SPE-00061	4'	6'	25°	Stand-alone	\$4,094.07	\$3,436.10
		SPE-00062	6'	6'	25°	Stand-alone	\$5,060.19	\$4,246.95
		SPE-00063	8'	6'	25°	Stand-alone	\$5,894.93	\$4,947.53
		SPE-00076	4'	4'	30°	Stand-alone	\$3,254.09	\$2,731.11
		SPE-00077	6'	4'	30°	Stand-alone	\$4,142.14	\$3,476.44
		SPE-00078	8'	4'	30°	Stand-alone	\$4,894.08	\$4,107.54
Stand-alone: Includes Wedge, deck, threshold, left & right enclosure panels.								







**Spohn Ranch
US Communities**

Euro Gap		Part Number	Width (X)	Height (Y)	Angle ° (Z)		Price	USC Price		
Stand-alone		SPE-00079	4'	5'	30°	Stand-alone	\$3,770.87	\$3,164.84		
		SPE-00080	6'	5'	30°	Stand-alone	\$4,709.26	\$3,952.42		
		SPE-00081	8'	5'	30°	Stand-alone	\$5,520.84	\$4,633.56		
		SPE-00082	4'	6'	30°	Stand-alone	\$4,094.07	\$3,436.10		
		SPE-00083	6'	6'	30°	Stand-alone	\$5,060.19	\$4,246.95		
		SPE-00084	8'	6'	30°	Stand-alone	\$5,894.93	\$4,947.53		
		SPE-00100	4'	5'	35°	Stand-alone	\$3,770.87	\$3,164.84		
		SPE-00101	6'	5'	35°	Stand-alone	\$4,709.26	\$3,952.42		
		SPE-00102	8'	5'	35°	Stand-alone	\$5,520.84	\$4,633.56		
		SPE-00103	4'	6'	35°	Stand-alone	\$4,094.07	\$3,436.10		
		SPE-00104	6'	6'	35°	Stand-alone	\$5,060.19	\$4,246.95		
		SPE-00105	8'	6'	35°	Stand-alone	\$5,894.93	\$4,947.53		
		Stand-alone: Includes Wedge, deck, threshold, left & right enclosure panels.								
		Grind Rails		Part Number	Width (X)	Height (Y)	Deck (Z)		Price	USC Price
		Ground: 2" Round		SPG-00006	8'	1.5'	2" Round	Straight	\$363.28	\$304.90
SPG-00007	10'			1.5'	2" Round	Straight	\$454.10	\$381.12		
SPG-00008	12'			1.5'	2" Round	Straight	\$508.60	\$426.86		
SPG-00009	6'			2'	2" Round	Straight	\$272.46	\$228.67		
SPG-00010	8'			2'	2" Round	Straight	\$363.28	\$304.90		
SPG-00011	10'			2'	2" Round	Straight	\$454.10	\$381.12		
SPG-00012	12'			2'	2" Round	Straight	\$508.60	\$426.86		
SPG-00014	12'			1.5'	2" Round	Single Kink	\$508.60	\$426.86		
SPG-00015	14'			1.5'	2" Round	Single Kink	\$593.36	\$498.00		
SPG-00017	16'			1.5'	2" Round	Double kink	\$678.13	\$569.14		
SPG-00018	18'			1.5'	2" Round	Double kink	\$756.84	\$635.21		
Grindrail and attachment hardware only.										
Grind Rails				Part Number	Width (X)	Height (Y)	Deck (Z)		Price	USC Price
Ground: 2" x 4"				SPG-00025	6'	1'	2" x 4"	Straight	\$272.46	\$228.67
				SPG-00026	8'	1'	2" x 4"	Straight	\$363.28	\$304.90
				SPG-00027	10'	1'	2" x 4"	Straight	\$454.10	\$381.12
				SPG-00028	12'	1'	2" x 4"	Straight	\$508.60	\$426.86
				SPG-00030	8'	1.5'	2" x 4"	Straight	\$363.28	\$304.90
		SPG-00031	10'	1.5'	2" x 4"	Straight	\$454.10	\$381.12		
		SPG-00032	12'	1.5'	2" x 4"	Straight	\$508.60	\$426.86		
		SPG-00033	6'	2'	2" x 4"	Straight	\$272.46	\$228.67		
		SPG-00034	8'	2'	2" x 4"	Straight	\$363.28	\$304.90		
		SPG-00035	10'	2'	2" x 4"	Straight	\$454.10	\$381.12		
		SPG-00036	12'	2'	2" x 4"	Straight	\$508.60	\$426.86		
		SPG-00037	16'	2'	2" x 4"	Straight	\$678.13	\$569.14		
		Grindrail and attachment hardware only.								
		Grind Rails		Part Number	Width (X)	Height (Y)	Deck (Z)		Price	USC Price
		Ground: Kinked		SPG-00038	10'	1.5' to 1'	2" x 4"	Single Kink	\$454.10	\$381.12
				SPG-00039	12'	1.5' to 1'	2" x 4"	Single Kink	\$508.60	\$426.86
				SPG-00040	16'	1.5' to 1'	2" x 4"	Single Kink	\$678.13	\$569.14
SPG-00041	20'			1.5' to 1'	2" x 4"	Single Kink	\$847.66	\$711.43		
SPG-00042	12'			2' to 1.5'	2" x 4"	Single Kink	\$508.60	\$426.86		
SPG-00043	16'			2' to 1.5'	2" x 4"	Single Kink	\$678.13	\$569.14		
SPG-00044	20'			2' to 1.5'	2" x 4"	Single Kink	\$847.66	\$711.43		
SPG-00045	14'			1.5' to 1'	2" x 4"	Double kink	\$593.36	\$498.00		
SPG-00046	16'			1.5' to 1'	2" x 4"	Double kink	\$678.13	\$569.14		
SPG-00047	18'			1.5' to 1'	2" x 4"	Double kink	\$756.84	\$635.21		
Grindrail and attachment hardware only.										
Grind Rails				Part Number	Width (X)	Height (Y)	Deck (Z)		Price	USC Price
Ground: Raked				SPG-00048	6'	1.5' to 1'	2" x 4"	Raked	\$317.34	\$266.34
		SPG-00050	10'	1.5' to 1'	2" x 4"	Raked	\$528.90	\$443.90		
		SPG-00051	12'	1.5' to 1'	2" x 4"	Raked	\$592.37	\$497.16		
		SPG-00052	16'	1.5' to 1'	2" x 4"	Raked	\$789.82	\$662.88		
		SPG-00054	10'	2' to 1'	2" x 4"	Raked	\$528.90	\$443.90		
		SPG-00055	12'	2' to 1'	2" x 4"	Raked	\$592.37	\$497.16		
		SPG-00056	16'	2' to 1'	2" x 4"	Raked	\$789.82	\$662.88		
		Grindrail and attachment hardware only.								
Grind Rails		Part Number	Width (X)	Height (Y)	Deck (Z)		Price	USC Price		
Ground: Curved		SPG-00021	20'	1'	2" Round	Curved	\$987.28	\$828.61		
		SPG-00057	12'	1'	2" x 4"	Curved	\$592.37	\$497.16		
		SPG-00058	16'	1'	2" x 4"	Curved	\$789.82	\$662.88		
		SPG-00060	12'	1.5'	2" x 4"	Curved	\$592.37	\$497.16		
		SPG-00061	16'	1.5'	2" x 4"	Curved	\$789.82	\$662.88		
		Grindrail and attachment hardware only.								







**Spohn Ranch
US Communities**

Grind Rail: Ramp		Part Number	Width (X)	Height (Y)	Deck (Z)		Price	USC Price
Raked		SPG-00063	8'	2'	0'	15° Ramp: 2" Round	\$423.12	\$355.12
		SPG-00065	10'	2.5'	0'	15° Ramp: 2" Round	\$528.90	\$443.90
		SPG-00066	8'	2.5'	0'	20° Ramp: 2" Round	\$423.12	\$355.12
		SPG-00068	12'	3'	0'	15° Ramp: 2" Round	\$592.37	\$497.16
		SPG-00069	10'	3'	0'	20° Ramp: 2" Round	\$528.90	\$443.90
		SPG-00070	8'	3'	0'	25° Ramp: 2" Round	\$423.12	\$355.12
		SPG-00072	10'	3.5'	0'	20° Ramp: 2" Round	\$528.90	\$443.90
		SPG-00073	8'	3.5'	0'	25° Ramp: 2" Round	\$423.12	\$355.12
		SPG-00075	12'	4'	0'	25° Ramp: 2" Round	\$592.37	\$497.16
		SPG-00077	16'	5'	0'	25° Ramp: 2" Round	\$789.82	\$662.88
		SPG-00078	18'	6'	0'	25° Ramp: 2" Round	\$881.50	\$739.83
SPG-00080	20'	8'	0'	25° Ramp: 2" Round	\$987.28	\$828.61		
Grindrail only.								
Grind Rail: Ramp		Part Number	Width (X)	Height (Y)	Deck (Z)		Price	USC Price
Raked		SPG-00133	8'	2'	0'	15° Ramp: 2" x 3" Rectangular	\$363.28	\$304.90
		SPG-00135	10'	2.5'	0'	15° Ramp: 2" x 3" Rectangular	\$454.10	\$381.12
		SPG-00136	8'	2.5'	0'	20° Ramp: 2" x 3" Rectangular	\$363.28	\$304.90
		SPG-00138	12'	3'	0'	15° Ramp: 2" x 3" Rectangular	\$508.60	\$426.86
		SPG-00139	10'	3'	0'	20° Ramp: 2" x 3" Rectangular	\$454.10	\$381.12
		SPG-00140	8'	3'	0'	25° Ramp: 2" x 3" Rectangular	\$363.28	\$304.90
		SPG-00142	10'	3.5'	0'	20° Ramp: 2" x 3" Rectangular	\$454.10	\$381.12
		SPG-00143	8'	3.5'	0'	25° Ramp: 2" x 3" Rectangular	\$363.28	\$304.90
		SPG-00145	12'	4'	0'	25° Ramp: 2" x 3" Rectangular	\$508.60	\$426.86
		SPG-00147	16'	5'	0'	25° Ramp: 2" x 3" Rectangular	\$678.13	\$569.14
		SPG-00148	18'	6'	0'	25° Ramp: 2" x 3" Rectangular	\$756.84	\$635.21
SPG-00150	20'	8'	0'	25° Ramp: 2" x 3" Rectangular	\$847.66	\$711.43		
Grindrail only.								
Grind Rail: Ramp		Part Number	Width (X)	Height (Y)	Depth (Z)		Price	USC Price
Single Kink		SPG-00081	14'	2'	6'	15° Ramp: 2" Round	\$691.09	\$580.02
		SPG-00082	16'	2'	8'	15° Ramp: 2" Round	\$789.82	\$662.88
		SPG-00083	12'	2'	6'	20° Ramp: 2" Round	\$592.37	\$497.16
		SPG-00085	16'	2.5'	6'	15° Ramp: 2" Round	\$789.82	\$662.88
		SPG-00086	18'	2.5'	8'	15° Ramp: 2" Round	\$881.50	\$739.83
		SPG-00087	14'	2.5'	6'	20° Ramp: 2" Round	\$691.09	\$580.02
		SPG-00091	18'	3'	6'	15° Ramp: 2" Round	\$881.50	\$739.83
		SPG-00093	16'	3'	6'	20° Ramp: 2" Round	\$789.82	\$662.88
		SPG-00095	14'	3'	6'	25° Ramp: 2" Round	\$691.09	\$580.02
		SPG-00097	20'	3.5'	6'	15° Ramp: 2" Round	\$987.28	\$828.61
		SPG-00099	16'	3.5'	6'	20° Ramp: 2" Round	\$789.82	\$662.88
SPG-00101	14'	3.5'	6'	25° Ramp: 2" Round	\$691.09	\$580.02		
Grindrail only.								
Grind Rail: Ramp		Part Number	Width (X)	Height (Y)	Deck (Z)		Price	USC Price
Single Kink		SPG-00151	14'	2'	6'	15° Ramp: 2" x 3" Rectangular	\$691.09	\$580.02
		SPG-00152	16'	2'	8'	15° Ramp: 2" x 3" Rectangular	\$789.82	\$662.88
		SPG-00153	12'	2'	6'	20° Ramp: 2" x 3" Rectangular	\$592.37	\$497.16
		SPG-00155	16'	2.5'	6'	15° Ramp: 2" x 3" Rectangular	\$789.82	\$662.88
		SPG-00156	18'	2.5'	8'	15° Ramp: 2" x 3" Rectangular	\$881.50	\$739.83
		SPG-00157	14'	2.5'	6'	20° Ramp: 2" x 3" Rectangular	\$691.09	\$580.02
		SPG-00161	18'	3'	6'	15° Ramp: 2" x 3" Rectangular	\$881.50	\$739.83
		SPG-00163	16'	3'	6'	20° Ramp: 2" x 3" Rectangular	\$789.82	\$662.88
		SPG-00165	14'	3'	6'	25° Ramp: 2" x 3" Rectangular	\$691.09	\$580.02
		SPG-00167	20'	3.5'	6'	15° Ramp: 2" x 3" Rectangular	\$987.28	\$828.61
		SPG-00169	16'	3.5'	6'	20° Ramp: 2" x 3" Rectangular	\$789.82	\$662.88
SPG-00171	14'	3.5'	6'	25° Ramp: 2" x 3" Rectangular	\$691.09	\$580.02		
Grindrail only.								
Grind Rail: Ramp		Part Number	Width (X)	Height (Y)	Deck (Z)		Price	USC Price
Double Kink		SPG-00107	22'	2'	6'	15° Ramp: 2" Round	\$1,086.00	\$911.47
		SPG-00108	24'	2'	8'	15° Ramp: 2" Round	\$1,184.73	\$994.33
		SPG-00109	18'	2'	6'	20° Ramp: 2" Round	\$881.50	\$739.83
		SPG-00111	26'	2.5'	6'	15° Ramp: 2" Round	\$1,283.46	\$1,077.19
		SPG-00112	28'	2.5'	8'	15° Ramp: 2" Round	\$1,382.19	\$1,160.05
		SPG-00113	22'	2.5'	6'	20° Ramp: 2" Round	\$1,086.00	\$911.47
		SPG-00117	30'	3'	6'	15° Ramp: 2" Round	\$1,480.91	\$1,242.91
		SPG-00119	26'	3'	6'	20° Ramp: 2" Round	\$1,283.46	\$1,077.19
		SPG-00121	22'	3'	6'	25° Ramp: 2" Round	\$1,086.00	\$911.47
		SPG-00123	34'	3.5'	6'	15° Ramp: 2" Round	\$1,678.37	\$1,408.63
		SPG-00125	26'	3.5'	6'	20° Ramp: 2" Round	\$1,283.46	\$1,077.19
SPG-00127	22'	3.5'	6'	25° Ramp: 2" Round	\$1,086.00	\$911.47		
Grindrail only.								
Grind Rails		Part Number	Width (X)	Height (Y)	Deck (Z)		Price	USC Price
Double Kink		SPG-00177	22'	2'	6'	15° Ramp: 2" x 3" Rectangular	\$1,086.00	\$911.47
		SPG-00178	24'	2'	8'	15° Ramp: 2" x 3" Rectangular	\$1,184.73	\$994.33
		SPG-00179	18'	2'	6'	20° Ramp: 2" x 3" Rectangular	\$881.50	\$739.83
		SPG-00181	26'	2.5'	6'	15° Ramp: 2" x 3" Rectangular	\$1,283.46	\$1,077.19
		SPG-00182	28'	2.5'	8'	15° Ramp: 2" x 3" Rectangular	\$1,382.19	\$1,160.05
		SPG-00183	22'	2.5'	6'	20° Ramp: 2" x 3" Rectangular	\$1,086.00	\$911.47
		SPG-00187	30'	3'	6'	15° Ramp: 2" x 3" Rectangular	\$1,480.91	\$1,242.91
		SPG-00189	26'	3'	6'	20° Ramp: 2" x 3" Rectangular	\$1,283.46	\$1,077.19
		SPG-00191	22'	3'	6'	25° Ramp: 2" x 3" Rectangular	\$1,086.00	\$911.47
		SPG-00193	34'	3.5'	6'	15° Ramp: 2" x 3" Rectangular	\$1,678.37	\$1,408.63
		SPG-00195	26'	3.5'	6'	20° Ramp: 2" x 3" Rectangular	\$1,283.46	\$1,077.19
SPG-00197	22'	3.5'	6'	25° Ramp: 2" x 3" Rectangular	\$1,086.00	\$911.47		
Grindrail only.								


**Spohn Ranch
US Communities**

		Part Number	Width (X)	Height (Y)	Radii (Z)		Price	USC Price
Hump: Street								
Stand-alone		SPH-00001	4'	2'	5' - 8'	Stand-alone Section	\$4,605.06	\$3,864.96
		SPH-00002	6'	2'	5' - 8'	Stand-alone Section	\$5,966.95	\$5,007.98
		SPH-00003	8'	2'	5' - 8'	Stand-alone Section	\$7,420.06	\$6,227.55
		SPH-00004	4'	3'	5' - 8'	Stand-alone Section	\$5,304.03	\$4,451.59
		SPH-00005	6'	3'	5' - 8'	Stand-alone Section	\$6,888.22	\$5,781.18
		SPH-00006	8'	3'	5' - 8'	Stand-alone Section	\$8,187.51	\$6,871.66
		SPH-00007	4'	4'	5' - 8'	Stand-alone Section	\$6,118.44	\$5,135.12
		SPH-00008	6'	4'	5' - 8'	Stand-alone Section	\$7,730.18	\$6,487.83
		SPH-00009	8'	4'	5' - 8'	Stand-alone Section	\$9,054.81	\$7,599.57
		4', 6', 8', Stand-alone: Includes Hump section, 2-thresholds, left & right side enclosures.						
Hump: Street								
Right & Left		SPH-00010	4'	2'	5' - 8'	Single-sided Section	\$3,960.39	\$3,323.90
		SPH-00011	6'	2'	5' - 8'	Single-sided Section	\$5,297.18	\$4,445.84
		SPH-00012	8'	2'	5' - 8'	Single-sided Section	\$6,722.84	\$5,642.38
		SPH-00013	4'	3'	5' - 8'	Single-sided Section	\$4,410.76	\$3,701.89
		SPH-00014	6'	3'	5' - 8'	Single-sided Section	\$5,983.01	\$5,021.46
		SPH-00015	8'	3'	5' - 8'	Single-sided Section	\$7,267.39	\$6,099.41
		SPH-00016	4'	4'	5' - 8'	Single-sided Section	\$4,817.82	\$4,043.53
		SPH-00017	6'	4'	5' - 8'	Single-sided Section	\$6,392.25	\$5,364.92
		SPH-00018	8'	4'	5' - 8'	Single-sided Section	\$7,685.04	\$6,449.94
		4', 6', 8', Single-sided: Includes Hump section, 2-thresholds, left or right side enclosures.						
Hump: Street								
Center Section		SPH-00019	4'	2'	5' - 8'	Center Section	\$3,315.73	\$2,782.84
		SPH-00020	6'	2'	5' - 8'	Center Section	\$4,627.40	\$3,883.71
		SPH-00021	8'	2'	5' - 8'	Center Section	\$6,025.62	\$5,057.22
		SPH-00022	4'	3'	5' - 8'	Center Section	\$3,517.49	\$2,952.18
		SPH-00023	6'	3'	5' - 8'	Center Section	\$5,077.81	\$4,261.73
		SPH-00024	8'	3'	5' - 8'	Center Section	\$6,347.26	\$5,327.16
		SPH-00025	4'	4'	5' - 8'	Center Section	\$3,548.97	\$2,978.60
		SPH-00026	6'	4'	5' - 8'	Center Section	\$5,111.46	\$4,289.98
		SPH-00027	8'	4'	5' - 8'	Center Section	\$6,389.33	\$5,362.47
		4', 6', 8' Center: Includes Hump section, 2-thresholds, no side enclosures.						
Spine: Street								
Stand-alone		SPH-00028	4'	3'	8'	Stand-alone Section	\$4,678.86	\$3,926.90
		SPH-00029	6'	3'	8'	Stand-alone Section	\$6,146.81	\$5,158.93
		SPH-00030	8'	3'	8'	Stand-alone Section	\$7,342.15	\$6,162.16
		SPH-00031	4'	4'	8'	Stand-alone Section	\$5,337.70	\$4,479.86
		SPH-00032	6'	4'	8'	Stand-alone Section	\$6,830.81	\$5,733.00
		SPH-00033	8'	4'	8'	Stand-alone Section	\$8,048.50	\$6,754.99
		SPH-00034	4'	5'	8'	Stand-alone Section	\$6,410.82	\$5,380.51
		SPH-00035	6'	5'	8'	Stand-alone Section	\$8,161.79	\$6,850.08
		SPH-00036	8'	5'	8'	Stand-alone Section	\$9,574.78	\$8,035.98
		SPH-00037	4'	6'	8'	Stand-alone Section	\$6,950.47	\$5,833.43
		SPH-00038	6'	6'	8'	Stand-alone Section	\$8,760.47	\$7,352.54
		SPH-00039	8'	6'	8'	Stand-alone Section	\$10,212.81	\$8,571.47
		4', 6', 8', Stand-alone: Includes Spine section, 2-thresholds, left & right side enclosures.						
Spine: Street								
Right & Left		SPH-00040	4'	3'	8'	Single-sided Section	\$3,957.94	\$3,321.84
		SPH-00041	6'	3'	8'	Single-sided Section	\$5,416.33	\$4,545.85
		SPH-00042	8'	3'	8'	Single-sided Section	\$6,599.74	\$5,539.06
		SPH-00043	4'	4'	8'	Single-sided Section	\$4,282.43	\$3,594.19
		SPH-00044	6'	4'	8'	Single-sided Section	\$5,740.62	\$4,818.02
		SPH-00045	8'	4'	8'	Single-sided Section	\$6,929.45	\$5,815.79
		SPH-00046	4'	5'	8'	Single-sided Section	\$5,117.71	\$4,295.22
		SPH-00047	6'	5'	8'	Single-sided Section	\$6,859.13	\$5,756.77
		SPH-00048	8'	5'	8'	Single-sided Section	\$8,260.18	\$6,932.66
		SPH-00049	4'	6'	8'	Single-sided Section	\$5,455.82	\$4,578.99
		SPH-00050	6'	6'	8'	Single-sided Section	\$7,261.04	\$6,094.09
		SPH-00051	8'	6'	8'	Single-sided Section	\$8,707.41	\$7,308.01
		4', 6', 8', Single-sided: Includes Spine section, 2-thresholds, left or right side enclosures.						
Spine: Street								
Center Section		SPH-00052	4'	3'	8'	Center Section	\$3,237.01	\$2,716.78
		SPH-00053	6'	3'	8'	Center Section	\$4,685.86	\$3,932.77
		SPH-00054	8'	3'	8'	Center Section	\$5,857.32	\$4,915.97
		SPH-00055	4'	4'	8'	Center Section	\$3,258.94	\$2,735.18
		SPH-00056	6'	4'	8'	Center Section	\$4,707.57	\$3,951.00
		SPH-00057	8'	4'	8'	Center Section	\$5,884.47	\$4,938.75
		SPH-00058	4'	5'	8'	Center Section	\$3,824.59	\$3,209.93
		SPH-00059	6'	5'	8'	Center Section	\$5,556.47	\$4,663.46
		SPH-00060	8'	5'	8'	Center Section	\$6,945.59	\$5,829.33
		SPH-00061	4'	6'	8'	Center Section	\$3,961.17	\$3,324.55
		SPH-00062	6'	6'	8'	Center Section	\$5,761.61	\$4,835.64
		SPH-00063	8'	6'	8'	Center Section	\$7,202.02	\$6,044.55
		4', 6', 8' Center: Includes Spine section, 2-thresholds, no side enclosures.						

**Spohn Ranch
US Communities**

		Part Number	Length (X)	Height (Y)	Width (Z)		Price	USC Price
Straight		Planter						
		SPL-00085	6'	1'	2'	Straight	\$2,470.06	\$2,073.09
		SPL-00088	8'	1'	2'	Straight	\$2,797.07	\$2,347.54
		SPL-00091	10'	1'	2'	Straight	\$4,348.56	\$3,649.68
		SPL-00094	12'	1'	2'	Straight	\$4,940.13	\$4,146.18
		SPL-00139	6'	1.5'	2'	Straight	\$2,470.06	\$2,073.09
		SPL-00142	8'	1.5'	2'	Straight	\$2,797.07	\$2,347.54
		SPL-00145	10'	1.5'	2'	Straight	\$4,348.56	\$3,649.68
		SPL-00148	12'	1.5'	2'	Straight	\$4,940.13	\$4,146.18
		SPL-00265	22'	2.5'	1'	Straight	\$5,572.58	\$4,676.99
SPL-00268	24'	2.5'	1'	Straight	\$5,572.58	\$4,676.99		
Planter only.								
Straight		Box						
		SPL-00190	4'	2'	2'	Straight	\$1,878.49	\$1,576.59
		SPL-00193	6'	2'	2'	Straight	\$2,470.06	\$2,073.09
		SPL-00355	6'	3'	2'	Straight	\$2,744.51	\$2,303.43
		SPL-00382	6'	3'	4'	Straight	\$4,124.21	\$3,461.39
		SPL-00385	8'	3'	4'	Straight	\$4,453.52	\$3,737.77
		SPL-00433	4'	3.5'	2'	Straight	\$2,423.21	\$2,033.77
		SPL-00436	6'	3.5'	2'	Straight	\$3,194.34	\$2,680.97
		SPL-00439	8'	3.5'	2'	Straight	\$3,528.57	\$2,961.48
		SPL-00517	6'	4'	2'	Straight	\$3,593.81	\$3,016.23
		SPL-00520	8'	4'	2'	Straight	\$3,993.20	\$3,351.44
		SPL-00544	6'	4'	4'	Straight	\$4,620.43	\$3,877.86
		SPL-00547	8'	4'	4'	Straight	\$5,119.92	\$4,297.08
		Box only.						
Straight		Ledge						
		SPL-00343	16'	3'	1'	Straight	\$4,692.70	\$3,938.52
		SPL-00346	22'	3'	1'	Straight	\$5,865.88	\$4,923.15
		SPL-00349	24'	3'	1'	Straight	\$5,865.88	\$4,923.15
		SPL-00361	10'	3'	2'	Straight	\$4,831.73	\$4,055.20
		SPL-00364	12'	3'	2'	Straight	\$5,489.03	\$4,606.86
		SPL-00367	14'	3'	2'	Straight	\$5,852.37	\$4,911.81
		SPL-00370	16'	3'	2'	Straight	\$6,215.71	\$5,216.76
		SPL-00373	22'	3'	2'	Straight	\$8,960.23	\$7,520.19
		SPL-00376	24'	3'	2'	Straight	\$9,323.57	\$7,825.14
Ledge only.								
Straight		Ledge						
		SPL-00445	12'	3.5'	2'	Straight	\$6,388.69	\$5,361.93
		SPL-00448	14'	3.5'	2'	Straight	\$6,722.91	\$5,642.44
		SPL-00451	16'	3.5'	2'	Straight	\$7,057.14	\$5,922.95
		SPL-00427	22'	3.5'	1'	Straight	\$6,441.21	\$5,406.02
		SPL-00430	24'	3.5'	1'	Straight	\$6,441.21	\$5,406.02
		SPL-00454	22'	3.5'	2'	Straight	\$10,251.48	\$8,603.92
		SPL-00457	24'	3.5'	2'	Straight	\$10,585.71	\$8,884.43
Ledge only.								
Straight		Ledge						
		SPL-00508	22'	4'	1'	Straight	\$7,680.81	\$6,446.39
		SPL-00511	24'	4'	1'	Straight	\$7,680.81	\$6,446.39
		SPL-00529	14'	4'	2'	Straight	\$7,587.01	\$6,367.67
		SPL-00532	16'	4'	2'	Straight	\$7,986.40	\$6,702.87
		SPL-00535	22'	4'	2'	Straight	\$11,580.21	\$9,719.11
		SPL-00538	24'	4'	2'	Straight	\$11,979.60	\$10,054.31
		SPL-00589	22'	4.5'	1'	Straight	\$8,920.40	\$7,486.77
		SPL-00592	24'	4.5'	1'	Straight	\$8,920.40	\$7,486.77
		SPL-00610	14'	4.5'	2'	Straight	\$8,643.59	\$7,254.44
		SPL-00613	16'	4.5'	2'	Straight	\$8,994.60	\$7,549.04
		SPL-00616	22'	4.5'	2'	Straight	\$13,140.89	\$11,028.96
		SPL-00619	24'	4.5'	2'	Straight	\$13,491.91	\$11,323.56
Ledge only.								
Straight		Flat Hubba						
		SPL-00676	4'	5'	2'	Straight	\$3,125.09	\$2,622.85
		SPL-00679	6'	5'	2'	Straight	\$4,153.06	\$3,485.60
		SPL-00682	8'	5'	2'	Straight	\$4,643.69	\$3,897.38
		SPL-00685	10'	5'	2'	Straight	\$7,278.15	\$6,108.45
		SPL-00688	12'	5'	2'	Straight	\$8,306.12	\$6,971.21
		SPL-00691	14'	5'	2'	Straight	\$8,796.75	\$7,382.98
		SPL-00757	4'	5.5'	2'	Straight	\$3,318.58	\$2,785.24
		SPL-00760	6'	5.5'	2'	Straight	\$4,392.74	\$3,686.76
		SPL-00763	8'	5.5'	2'	Straight	\$4,922.47	\$4,131.35
		SPL-00766	10'	5.5'	2'	Straight	\$7,711.32	\$6,472.00
SPL-00769	12'	5.5'	2'	Straight	\$8,785.48	\$7,373.53		
SPL-00772	14'	5.5'	2'	Straight	\$9,315.21	\$7,818.12		
Hubba only.								


**Spohn Ranch
US Communities**

		Part Number	Length (X)	Height (Y)	Width (Z)		Price	USC Price
Single Kink		Ledge						
		SPL-00263	16'	2.5'	1'	Single Kink	\$5,572.58	\$4,676.99
		SPL-00266	22'	2.5'	1'	Single Kink	\$5,572.58	\$4,676.99
		SPL-00284	12'	2.5'	2'	Single Kink	\$5,093.34	\$4,274.77
		SPL-00287	14'	2.5'	2'	Single Kink	\$5,717.77	\$4,798.85
		SPL-00290	16'	2.5'	2'	Single Kink	\$6,062.95	\$5,088.55
		SPL-00293	22'	2.5'	2'	Single Kink	\$5,572.58	\$4,676.99
		SPL-00347	22'	3'	1'	Single Kink	\$5,865.88	\$4,923.15
		SPL-00350	24'	3'	1'	Single Kink	\$5,865.88	\$4,923.15
		SPL-00365	12'	3'	2'	Single Kink	\$5,361.41	\$4,499.76
		SPL-00368	14'	3'	2'	Single Kink	\$6,018.71	\$5,051.42
		SPL-00371	16'	3'	2'	Single Kink	\$6,382.05	\$5,356.36
		SPL-00374	22'	3'	2'	Single Kink	\$9,126.57	\$7,659.80

Ledge only

		Part Number	Length (X)	Height (Y)	Width (Z)		Price	USC Price
Single Kink		Ledge						
		SPL-00431	24'	3.5'	1'	Single Kink	\$6,441.21	\$5,406.02
		SPL-00446	12'	3.5'	2'	Single Kink	\$5,966.25	\$5,007.39
		SPL-00449	14'	3.5'	2'	Single Kink	\$6,737.38	\$5,654.59
		SPL-00452	16'	3.5'	2'	Single Kink	\$7,071.61	\$5,935.10
		SPL-00455	22'	3.5'	2'	Single Kink	\$10,265.95	\$8,616.07
		SPL-00458	24'	3.5'	2'	Single Kink	\$10,600.18	\$8,896.58
		SPL-00512	24'	4'	1'	Single Kink	\$7,680.81	\$6,446.39
		SPL-00527	12'	4'	2'	Single Kink	\$6,723.66	\$5,643.07
		SPL-00530	14'	4'	2'	Single Kink	\$7,594.66	\$6,374.09
		SPL-00533	16'	4'	2'	Single Kink	\$7,994.05	\$6,709.29
		SPL-00536	22'	4'	2'	Single Kink	\$11,587.86	\$9,725.53
		SPL-00539	24'	4'	2'	Single Kink	\$11,987.25	\$10,060.73

Ledge only

		Part Number	Length (X)	Height (Y)	Width (Z)		Price	USC Price
Single Kink		Ledge						
		SPL-00608	12'	4.5'	2'	Single Kink	\$7,568.38	\$6,352.03
		SPL-00611	14'	4.5'	2'	Single Kink	\$8,604.95	\$7,222.01
		SPL-00614	16'	4.5'	2'	Single Kink	\$8,955.96	\$7,516.61
		SPL-00617	22'	4.5'	2'	Single Kink	\$13,102.25	\$10,996.53
		SPL-00689	12'	5'	2'	Single Kink	\$7,766.88	\$6,518.63
		SPL-00692	14'	5'	2'	Single Kink	\$8,794.85	\$7,381.39
		SPL-00695	16'	5'	2'	Single Kink	\$9,285.47	\$7,793.16
		SPL-00698	22'	5'	2'	Single Kink	\$13,438.53	\$11,278.77

Ledge only

		Part Number	Length (X)	Height (Y)	Width (Z)		Price	USC Price
Single Kink		Hubba						
		SPL-00770	12'	5.5'	2'	Single Kink	\$8,235.05	\$6,911.56
		SPL-00773	14'	5.5'	2'	Single Kink	\$9,309.21	\$7,813.09
		SPL-00776	16'	5.5'	2'	Single Kink	\$9,838.94	\$8,257.68
		SPL-00779	22'	5.5'	2'	Single Kink	\$14,231.68	\$11,944.44
		SPL-00851	12'	6.5'	2'	Single Kink	\$10,469.45	\$8,786.86
		SPL-00854	14'	6.5'	2'	Single Kink	\$11,802.56	\$9,905.72
		SPL-00857	16'	6.5'	2'	Single Kink	\$12,772.92	\$10,720.13
		SPL-00860	22'	6.5'	2'	Single Kink	\$18,201.44	\$15,276.21
		SPL-00932	12'	7.5'	2'	Single Kink	\$11,453.97	\$9,613.16
		SPL-00935	14'	7.5'	2'	Single Kink	\$14,997.87	\$12,587.50
		SPL-00938	16'	7.5'	2'	Single Kink	\$15,871.02	\$13,320.32
		SPL-00941	22'	7.5'	2'	Single Kink	\$23,167.23	\$19,443.93

Hubba only







		Part Number	Length (X)	Height (Y)	Width (Z)		Price	USC Price
Double Kink		Ledge						
		SPL-00186	22'	2'	1'	Double Kink	\$5,279.29	\$4,430.83
		SPL-00213	22'	2'	2'	Double Kink	\$8,213.91	\$6,893.82
		SPL-00216	24'	2'	2'	Double Kink	\$8,540.92	\$7,168.27
		SPL-00267	22'	2.5'	1'	Double Kink	\$5,572.58	\$4,676.99
		SPL-00294	22'	2.5'	2'	Double Kink	\$8,670.24	\$7,276.81
		SPL-00297	24'	2.5'	2'	Double Kink	\$9,015.41	\$7,566.51
		SPL-00348	22'	3'	1'	Double Kink	\$5,865.88	\$4,923.15
		SPL-00375	22'	3'	2'	Double Kink	\$9,292.90	\$7,799.40
		SPL-00378	24'	3'	2'	Double Kink	\$9,656.25	\$8,104.35
		SPL-00432	24'	3.5'	1'	Double Kink	\$6,441.21	\$5,406.02
		SPL-00456	22'	3.5'	2'	Double Kink	\$10,280.42	\$8,628.21
		SPL-00459	24'	3.5'	2'	Double Kink	\$10,614.65	\$8,908.72

Ledge only

		Part Number	Length (X)	Height (Y)	Width (Z)		Price	USC Price
Double Kink		Ledge						
		SPL-00513	24'	4'	1'	Double Kink	\$7,680.81	\$6,446.39
		SPL-00537	22'	4'	2'	Double Kink	\$11,595.51	\$9,731.95
		SPL-00540	24'	4'	2'	Double Kink	\$11,994.90	\$10,067.15
		SPL-00594	24'	4.5'	1'	Double Kink	\$8,920.40	\$7,486.77
		SPL-00618	22'	4.5'	2'	Double Kink	\$13,063.61	\$10,964.10
		SPL-00621	24'	4.5'	2'	Double Kink	\$13,414.63	\$11,258.70
		SPL-00675	24'	5'	1'	Double Kink	\$9,006.27	\$7,558.83
		SPL-00699	22'	5'	2'	Double Kink	\$13,436.63	\$11,277.17
		SPL-00702	24'	5'	2'	Double Kink	\$13,927.26	\$11,688.95
		SPL-00756	24'	5.5'	1'	Double Kink	\$9,867.57	\$8,281.71
		SPL-00780	22'	5.5'	2'	Double Kink	\$14,225.69	\$11,939.41
		SPL-00783	24'	5.5'	2'	Double Kink	\$14,755.41	\$12,384.01

Ledge only

**Spohn Ranch
US Communities**

Ledge Components		Part Number	Length (X)	Height (Y)	Width (Z)		Price	USC Price		
Raked		SPL-00974	8'	3.5'	2'	Raked	\$3,543.04	\$2,973.62		
		SPL-00975	10'	3.5'	2'	Raked	\$4,372.67	\$3,669.92		
		SPL-00977	8'	4'	2'	Raked	\$4,000.85	\$3,357.86		
		SPL-00978	10'	4'	2'	Raked	\$4,962.73	\$4,165.15		
		SPL-00980	8'	4.5'	2'	Raked	\$4,458.66	\$3,742.09		
		SPL-00981	10'	4.5'	2'	Raked	\$5,949.19	\$4,993.07		
		SPL-00983	8'	5.5'	2'	Raked	\$4,916.47	\$4,126.33		
		SPL-00984	10'	5.5'	2'	Raked	\$6,441.55	\$5,406.30		
		SPL-00986	8'	6.5'	2'	Raked	\$6,374.03	\$5,349.63		
		SPL-00987	10'	6.5'	2'	Raked	\$8,325.09	\$6,987.13		
		SPL-00989	8'	7.5'	2'	Raked	\$7,701.65	\$6,463.89		
SPL-00990	10'	7.5'	2'	Raked	\$8,904.11	\$7,473.09				
Ledge only.										
Ledge Components		Part Number	Length (X)	Height (Y)	Width (Z)		Price	USC Price		
Flat		SPL-00997	4'	3.5'	2'	Flat	\$2,423.21	\$2,033.77		
		SPL-00998	6'	3.5'	2'	Flat	\$3,194.34	\$2,680.97		
		SPL-00999	8'	3.5'	2'	Flat	\$3,528.57	\$2,961.48		
		SPL-01000	4'	4'	2'	Flat	\$2,722.81	\$2,285.22		
		SPL-01001	6'	4'	2'	Flat	\$3,593.81	\$3,016.23		
		SPL-01002	8'	4'	2'	Flat	\$3,993.20	\$3,351.44		
		SPL-01003	4'	4.5'	2'	Flat	\$3,109.72	\$2,609.94		
		SPL-01005	8'	4.5'	2'	Flat	\$4,497.30	\$3,774.52		
		SPL-01006	4'	5.5'	2'	Flat	\$3,318.58	\$2,785.24		
		SPL-01008	8'	5.5'	2'	Flat	\$4,922.47	\$4,131.35		
		SPL-01012	4'	7.5'	2'	Flat	\$6,376.16	\$5,351.42		
		SPL-01014	8'	7.5'	2'	Flat	\$8,169.36	\$6,856.43		
		Ledge only.								
		Manual Pad		Part Number	Length (X)	Height (Y)	Width (Z)		Price	USC Price
Stand-alone		SPL-01022	8'	.75'	4'	Stand-alone	\$2,605.66	\$2,186.89		
		SPL-01026	8'	.75'	6'	Stand-alone	\$3,165.73	\$2,656.96		
		SPL-01032	12'	.75/1.5'	6'	Stand-alone	\$2,605.66	\$2,186.89		
		SPL-01034	8'	.75/1.5'	8'	Stand-alone	\$6,018.42	\$5,051.18		
		SPL-01036	12'	.75/1.5'	8'	Stand-alone	\$9,513.47	\$7,984.52		
		SPL-01038	8'	.75/1.5'	8'	Stand-alone (left wedge)	\$7,103.98	\$5,962.27		
		SPL-01040	12'	.75/1.5'	8'	Stand-alone (left wedge)	\$9,922.47	\$8,327.78		
		SPL-01042	8'	.75/1.5'	8'	Stand-alone (right wedge)	\$7,103.98	\$5,962.27		
		SPL-01044	12'	.75/1.5'	8'	Stand-alone (right wedge)	\$9,922.47	\$8,327.78		
		SPL-01045	16'	.75/1.5'	8'	Stand-alone (left & right wedges)	\$13,474.38	\$11,308.86		
		Manual pad only.								
Mini-Halfpipe: Transitions		Part Number	Width (X)	Height (Y)	Radii (Z)		Price	USC Price		
Stand-alone		SPM-00001	4'	3'	8'	Stand-alone Section	\$2,152.28	\$1,806.38		
		SPM-00005	6'	3'	8'	Stand-alone Section	\$2,827.53	\$2,373.11		
		SPM-00009	8'	3'	8'	Stand-alone Section	\$3,377.39	\$2,834.59		
		SPM-00013	4'	4'	8'	Stand-alone Section	\$2,455.34	\$2,060.73		
		SPM-00017	6'	4'	8'	Stand-alone Section	\$3,142.17	\$2,637.18		
		SPM-00021	8'	4'	8'	Stand-alone Section	\$3,702.31	\$3,107.30		
		SPM-00025	4'	5'	8'	Stand-alone Section	\$2,948.98	\$2,475.03		
		SPM-00029	6'	5'	8'	Stand-alone Section	\$3,754.42	\$3,151.03		
		SPM-00033	8'	5'	8'	Stand-alone Section	\$4,404.40	\$3,696.55		
		SPM-00037	4'	6'	8'	Stand-alone Section	\$3,197.22	\$2,683.38		
		SPM-00041	6'	6'	8'	Stand-alone Section	\$4,029.82	\$3,382.17		
SPM-00045	8'	6'	8'	Stand-alone Section	\$4,697.89	\$3,942.87				
Stand-alone: Includes Transition section, left & right side enclosures.										
Mini-Halfpipe: Transitions		Part Number	Width (X)	Height (Y)	Radii (Z)		Price	USC Price		
Stand-alone		SPM-00049	4'	7'	8'	Stand-alone Section	\$3,539.68	\$2,970.80		
		SPM-00053	6'	7'	8'	Stand-alone Section	\$4,418.89	\$3,708.71		
		SPM-00057	8'	7'	8'	Stand-alone Section	\$5,123.68	\$4,300.23		
		SPM-00061	4'	8'	8'	Stand-alone Section	\$3,977.70	\$3,338.42		
		SPM-00065	6'	8'	8'	Stand-alone Section	\$4,893.66	\$4,107.18		
		SPM-00069	8'	8'	8'	Stand-alone Section	\$5,628.85	\$4,724.21		
		Stand-alone: Includes Transition section, left & right side enclosures.								
Mini-Halfpipe: Transitions		Part Number	Width (X)	Height (Y)	Radii (Z)		Price	USC Price		
Left Section		SPM-00002	4'	3'	8'	Left Section	\$1,820.65	\$1,528.05		
		SPM-00006	6'	3'	8'	Left Section	\$2,491.51	\$2,091.09		
		SPM-00010	8'	3'	8'	Left Section	\$3,035.88	\$2,547.97		
		SPM-00014	4'	4'	8'	Left Section	\$1,969.92	\$1,653.33		
		SPM-00018	6'	4'	8'	Left Section	\$2,640.69	\$2,216.29		
		SPM-00022	8'	4'	8'	Left Section	\$3,187.55	\$2,675.26		
		SPM-00026	4'	5'	8'	Left Section	\$2,354.14	\$1,975.80		
		SPM-00030	6'	5'	8'	Left Section	\$3,155.20	\$2,648.11		
		SPM-00034	8'	5'	8'	Left Section	\$3,799.69	\$3,189.02		
		SPM-00038	4'	6'	8'	Left Section	\$2,509.68	\$2,106.34		
		SPM-00042	6'	6'	8'	Left Section	\$3,340.08	\$2,803.28		
SPM-00046	8'	6'	8'	Left Section	\$4,005.41	\$3,361.68				
Left Side: Includes Transition section, left side enclosure.										

**Spohn Ranch
US Communities**

		Mini-Halfpipe: Transitions			Part Number	Width (X)	Height (Y)	Radii (Z)		Price	USC Price
Left Section		SPM-00050	4'	7'	8'	Left Section			\$2,752.49	\$2,310.13	
		SPM-00054	6'	7'	8'	Left Section			\$3,627.31	\$3,044.35	
		SPM-00058	8'	7'	8'	Left Section			\$4,197.85	\$3,523.20	
		SPM-00062	4'	8'	8'	Left Section			\$2,982.46	\$2,503.13	
		SPM-00066	6'	8'	8'	Left Section			\$3,894.03	\$3,268.20	
		SPM-00070	8'	8'	8'	Left Section			\$4,623.73	\$3,880.63	

Left Side: Includes Transition section, left side enclosure.

		Mini-Halfpipe: Transitions			Part Number	Width (X)	Height (Y)	Radii (Z)		Price	USC Price
Right Section		SPM-00003	4'	3'	8'	Right Section			\$1,820.65	\$1,528.05	
		SPM-00007	6'	3'	8'	Right Section			\$2,491.51	\$2,091.09	
		SPM-00011	8'	3'	8'	Right Section			\$3,035.88	\$2,547.97	
		SPM-00015	4'	4'	8'	Right Section			\$1,969.92	\$1,653.33	
		SPM-00019	6'	4'	8'	Right Section			\$2,640.69	\$2,216.29	
		SPM-00023	8'	4'	8'	Right Section			\$3,187.55	\$2,675.26	
		SPM-00027	4'	5'	8'	Right Section			\$2,354.14	\$1,975.80	
		SPM-00031	6'	5'	8'	Right Section			\$3,155.20	\$2,648.11	
		SPM-00035	8'	5'	8'	Right Section			\$3,799.69	\$3,189.02	
		SPM-00039	4'	6'	8'	Right Section			\$2,509.68	\$2,106.34	
		SPM-00043	6'	6'	8'	Right Section			\$3,340.08	\$2,803.28	
		SPM-00047	8'	6'	8'	Right Section			\$4,005.41	\$3,361.68	

Right Side: Includes Transition section, right side enclosure.

		Mini-Halfpipe: Transitions			Part Number	Width (X)	Height (Y)	Radii (Z)		Price	USC Price
Right Section		SPM-00051	4'	7'	8'	Right Section			\$2,752.49	\$2,310.13	
		SPM-00055	6'	7'	8'	Right Section			\$3,627.31	\$3,044.35	
		SPM-00059	8'	7'	8'	Right Section			\$4,197.85	\$3,523.20	
		SPM-00063	4'	8'	8'	Right Section			\$2,982.46	\$2,503.13	
		SPM-00067	6'	8'	8'	Right Section			\$3,894.03	\$3,268.20	
		SPM-00071	8'	8'	8'	Right Section			\$4,623.73	\$3,880.63	

Right Side: Includes Transition section, right side enclosure.

		Mini-Halfpipe: Transitions			Part Number	Width (X)	Height (Y)	Radii (Z)		Price	USC Price
Center Section		SPM-00004	4'	3'	8'	Center Section			\$1,489.02	\$1,249.72	
		SPM-00008	6'	3'	8'	Center Section			\$2,155.49	\$1,809.08	
		SPM-00012	8'	3'	8'	Center Section			\$2,694.37	\$2,261.34	
		SPM-00016	4'	4'	8'	Center Section			\$1,499.11	\$1,258.18	
		SPM-00020	6'	4'	8'	Center Section			\$2,165.48	\$1,817.46	
		SPM-00024	8'	4'	8'	Center Section			\$2,706.86	\$2,271.83	
		SPM-00028	4'	5'	8'	Center Section			\$1,759.31	\$1,476.57	
		SPM-00032	6'	5'	8'	Center Section			\$2,555.98	\$2,145.19	
		SPM-00036	8'	5'	8'	Center Section			\$3,194.97	\$2,681.49	
		SPM-00040	4'	6'	8'	Center Section			\$1,822.14	\$1,529.29	
		SPM-00044	6'	6'	8'	Center Section			\$2,650.34	\$2,224.39	
		SPM-00048	8'	6'	8'	Center Section			\$3,312.93	\$2,780.49	

Center section: Includes Transition section, no side enclosure.












		Mini-Halfpipe: Transitions			Part Number	Width (X)	Height (Y)	Radii (Z)		Price	USC Price
Center Section		SPM-00052	4'	7'	8'	Center Section			\$1,904.80	\$1,598.67	
		SPM-00056	6'	7'	8'	Center Section			\$2,775.23	\$2,329.21	
		SPM-00060	8'	7'	8'	Center Section			\$3,469.03	\$2,911.51	
		SPM-00064	4'	8'	8'	Center Section			\$1,989.64	\$1,669.87	
		SPM-00068	6'	8'	8'	Center Section			\$2,896.82	\$2,431.26	
		SPM-00072	8'	8'	8'	Center Section			\$3,621.02	\$3,039.07	

Center section: Includes Transition section, no side enclosure.

		Mini-Halfpipe: Floor			Part Number	Width (X)	Height (Y)	Depth (Z)		Price	USC Price
Assorted Sections		SPM-00073	4'	12'	-	Stand-alone Section			\$1,785.81	\$1,498.81	
		SPM-00074	4'	12'	-	Left Section			\$1,758.36	\$1,475.76	
		SPM-00075	4'	12'	-	Right Section			\$1,758.36	\$1,475.76	
		SPM-00076	4'	12'	-	Center Section			\$1,672.81	\$1,403.97	
		SPM-00077	6'	12'	-	Stand-alone Section			\$2,649.67	\$2,223.83	
		SPM-00078	6'	12'	-	Left Section			\$2,608.49	\$2,189.27	
		SPM-00079	6'	12'	-	Right Section			\$2,608.49	\$2,189.27	
		SPM-00080	6'	12'	-	Center Section			\$2,509.22	\$2,105.95	
		SPM-00081	8'	12'	-	Stand-alone Section			\$3,571.62	\$2,997.61	
		SPM-00082	8'	12'	-	Left Section			\$3,458.62	\$2,902.77	
		SPM-00083	8'	12'	-	Right Section			\$3,458.62	\$2,902.77	
		SPM-00084	8'	12'	-	Center Section			\$3,345.62	\$2,807.94	

Floor Section: Floor panel only.

**Spohn Ranch
US Communities**

		Mini Half-pipe: Spine	Part Number	Width (X)	Height (Y)	Radii (Z)		Price	USC Price
Stand-alone			SPM-00085	4'	4'	8'	Stand-alone Section	\$5,337.70	\$4,479.86
			SPM-00089	6'	4'	8'	Stand-alone Section	\$6,830.81	\$5,733.00
			SPM-00093	8'	4'	8'	Stand-alone Section	\$8,048.50	\$6,754.99
			SPM-00097	4'	5'	8'	Stand-alone Section	\$6,410.82	\$5,380.51
			SPM-00101	6'	5'	8'	Stand-alone Section	\$8,161.79	\$6,850.08
			SPM-00105	8'	5'	8'	Stand-alone Section	\$9,574.78	\$8,035.98
			SPM-00109	4'	6'	8'	Stand-alone Section	\$6,950.47	\$5,833.43
			SPM-00113	6'	6'	8'	Stand-alone Section	\$8,760.47	\$7,352.54
			SPM-00117	8'	6'	8'	Stand-alone Section	\$10,212.81	\$8,571.47
Stand-alone: Includes Spine section, left & right side enclosures.									
		Mini Half-pipe: Spine	Part Number	Width (X)	Height (Y)	Radii (Z)		Price	USC Price
Left Section			SPM-00086	4'	4'	8'	Left Section	\$4,282.43	\$3,594.19
			SPM-00090	6'	4'	8'	Left Section	\$5,740.62	\$4,818.02
			SPM-00094	8'	4'	8'	Left Section	\$6,929.45	\$5,815.79
			SPM-00098	4'	5'	8'	Left Section	\$5,117.71	\$4,295.22
			SPM-00102	6'	5'	8'	Left Section	\$6,859.13	\$5,756.77
			SPM-00106	8'	5'	8'	Left Section	\$8,260.18	\$6,932.66
			SPM-00110	4'	6'	8'	Left Section	\$5,455.82	\$4,578.99
			SPM-00114	6'	6'	8'	Left Section	\$7,261.04	\$6,094.09
			SPM-00118	8'	6'	8'	Left Section	\$8,707.41	\$7,308.01
Left Side: Includes Spine section, left side enclosure.									
		Mini Half-pipe: Spine	Part Number	Width (X)	Height (Y)	Radii (Z)		Price	USC Price
Right Section			SPM-00087	4'	4'	8'	Right Section	\$4,282.43	\$3,594.19
			SPM-00091	6'	4'	8'	Right Section	\$5,740.62	\$4,818.02
			SPM-00095	8'	4'	8'	Right Section	\$6,929.45	\$5,815.79
			SPM-00099	4'	5'	8'	Right Section	\$5,117.71	\$4,295.22
			SPM-00103	6'	5'	8'	Right Section	\$6,859.13	\$5,756.77
			SPM-00107	8'	5'	8'	Right Section	\$8,260.18	\$6,932.66
			SPM-00111	4'	6'	8'	Right Section	\$5,455.82	\$4,578.99
			SPM-00115	6'	6'	8'	Right Section	\$7,261.04	\$6,094.09
			SPM-00119	8'	6'	8'	Right Section	\$8,707.41	\$7,308.01
Right Side: Includes Spine section, right side enclosure.									
		Mini Half-pipe: Spine	Part Number	Width (X)	Height (Y)	Radii (Z)		Price	USC Price
Center Section			SPM-00088	4'	4'	8'	Center Section	\$3,258.94	\$2,735.18
			SPM-00092	6'	4'	8'	Center Section	\$4,707.57	\$3,951.00
			SPM-00096	8'	4'	8'	Center Section	\$5,884.47	\$4,938.75
			SPM-00100	4'	5'	8'	Center Section	\$3,824.59	\$3,209.93
			SPM-00104	6'	5'	8'	Center Section	\$5,556.47	\$4,663.46
			SPM-00108	8'	5'	8'	Center Section	\$6,945.59	\$5,829.33
			SPM-00112	4'	6'	8'	Center Section	\$3,961.17	\$3,324.55
			SPM-00116	6'	6'	8'	Center Section	\$5,761.61	\$4,835.64
			SPM-00120	8'	6'	8'	Center Section	\$7,202.02	\$6,044.55
Center section: Includes Spine section, no side enclosure.									
		Mini Half-pipe: Hump	Part Number	Width (X)	Height (Y)	Radii (Z)		Price	USC Price
Stand-alone			SPM-00121	4'	2'	5' - 8'	Stand-alone Section	\$3,960.39	\$3,323.90
			SPM-00125	6'	2'	5' - 8'	Stand-alone Section	\$5,297.18	\$4,445.84
			SPM-00129	8'	2'	5' - 8'	Stand-alone Section	\$6,722.84	\$5,642.38
			SPM-00133	4'	3'	5' - 8'	Stand-alone Section	\$4,410.76	\$3,701.89
			SPM-00137	6'	3'	5' - 8'	Stand-alone Section	\$5,983.01	\$5,021.46
			SPM-00141	8'	3'	5' - 8'	Stand-alone Section	\$7,267.39	\$6,099.41
			SPM-00145	4'	4'	5' - 8'	Stand-alone Section	\$4,817.82	\$4,043.53
			SPM-00149	6'	4'	5' - 8'	Stand-alone Section	\$6,392.25	\$5,364.92
			SPM-00153	8'	4'	5' - 8'	Stand-alone Section	\$7,685.04	\$6,449.94
Stand-alone: Includes Hump section, left & right side enclosures.									
		Mini Half-pipe: Hump	Part Number	Width (X)	Height (Y)	Radii (Z)		Price	USC Price
Left Section			SPM-00122	4'	2'	5' - 8'	Left Section	\$3,960.39	\$3,323.90
			SPM-00126	6'	2'	5' - 8'	Left Section	\$5,297.18	\$4,445.84
			SPM-00130	8'	2'	5' - 8'	Left Section	\$6,722.84	\$5,642.38
			SPM-00134	4'	3'	5' - 8'	Left Section	\$4,410.76	\$3,701.89
			SPM-00138	6'	3'	5' - 8'	Left Section	\$5,983.01	\$5,021.46
			SPM-00142	8'	3'	5' - 8'	Left Section	\$7,267.39	\$6,099.41
			SPM-00146	4'	4'	5' - 8'	Left Section	\$4,817.82	\$4,043.53
			SPM-00150	6'	4'	5' - 8'	Left Section	\$6,392.25	\$5,364.92
			SPM-00154	8'	4'	5' - 8'	Left Section	\$7,685.04	\$6,449.94
Left Side: Includes Hump section, left side enclosure.									


**Spohn Ranch
US Communities**

		Part Number	Width (X)	Height (Y)	Radii (Z)		Price	USC Price
Right Section		Mini Half-pipe: Hump						
		SPM-00123	4'	2'	5' - 8'	Right Section	\$3,315.73	\$2,782.84
		SPM-00127	6'	2'	5' - 8'	Right Section	\$4,627.40	\$3,883.71
		SPM-00131	8'	2'	5' - 8'	Right Section	\$6,025.62	\$5,057.22
		SPM-00135	4'	3'	5' - 8'	Right Section	\$3,517.49	\$2,952.18
		SPM-00139	6'	3'	5' - 8'	Right Section	\$5,077.81	\$4,261.73
		SPM-00143	8'	3'	5' - 8'	Right Section	\$6,347.26	\$5,327.16
		SPM-00147	4'	4'	5' - 8'	Right Section	\$3,548.97	\$2,978.60
		SPM-00151	6'	4'	5' - 8'	Right Section	\$5,111.46	\$4,289.98
		SPM-00155	8'	4'	5' - 8'	Right Section	\$6,389.33	\$5,362.47
Right Side: Includes Hump section, right side enclosure.								
Center Section		Mini Half-pipe: Hump						
		SPM-00124	4'	2'	5' - 8'	Center Section	\$4,157.70	\$3,489.49
		SPM-00128	6'	2'	5' - 8'	Center Section	\$5,118.96	\$4,296.27
		SPM-00132	8'	2'	5' - 8'	Center Section	\$5,956.36	\$4,999.09
		SPM-00136	4'	3'	5' - 8'	Center Section	\$4,991.86	\$4,189.59
		SPM-00140	6'	3'	5' - 8'	Center Section	\$6,101.40	\$5,120.82
		SPM-00144	8'	3'	5' - 8'	Center Section	\$7,059.17	\$5,924.66
		SPM-00148	4'	4'	5' - 8'	Center Section	\$5,470.76	\$4,591.53
		SPM-00152	6'	4'	5' - 8'	Center Section	\$6,629.87	\$5,564.35
		SPM-00156	8'	4'	5' - 8'	Center Section	\$6,311.58	\$5,297.22
Center section: Includes Hump section, no side enclosure.								
Stand-alone		Mini Half-pipe: Roll-in						
		SPM-00157	4'	4'	5' - 8'	Stand-alone Section	\$4,157.70	\$3,489.49
		SPM-00161	6'	4'	5' - 8'	Stand-alone Section	\$5,118.96	\$4,296.27
		SPM-00165	8'	4'	5' - 8'	Stand-alone Section	\$5,956.36	\$4,999.09
		SPM-00169	4'	5'	5' - 8'	Stand-alone Section	\$4,991.86	\$4,189.59
		SPM-00173	6'	5'	5' - 8'	Stand-alone Section	\$6,101.40	\$5,120.82
		SPM-00177	8'	5'	5' - 8'	Stand-alone Section	\$7,059.17	\$5,924.66
		SPM-00181	4'	6'	5' - 8'	Stand-alone Section	\$5,470.76	\$4,591.53
		SPM-00185	6'	6'	5' - 8'	Stand-alone Section	\$6,629.87	\$5,564.35
		SPM-00189	8'	6'	5' - 8'	Stand-alone Section	\$6,311.58	\$5,297.22
SPM-00205	4'	8'	5' - 8'	Stand-alone Section	\$7,173.21	\$6,020.37		
SPM-00209	6'	8'	5' - 8'	Stand-alone Section	\$8,591.20	\$7,210.47		
SPM-00213	8'	8'	5' - 8'	Stand-alone Section	\$9,777.67	\$8,206.26		
Stand-alone: Includes Roll-in section, left & right side enclosures.								
Left Section		Mini Half-pipe: Roll-in						
		SPM-00158	4'	4'	5' - 8'	Left Section	\$3,220.83	\$2,703.19
		SPM-00162	6'	4'	5' - 8'	Left Section	\$4,161.63	\$3,492.80
		SPM-00166	8'	4'	5' - 8'	Left Section	\$4,980.27	\$4,179.87
		SPM-00170	4'	5'	5' - 8'	Left Section	\$3,821.56	\$3,207.38
		SPM-00174	6'	5'	5' - 8'	Left Section	\$4,922.31	\$4,131.23
		SPM-00178	8'	5'	5' - 8'	Left Section	\$5,969.10	\$4,925.85
		SPM-00182	4'	6'	5' - 8'	Left Section	\$4,119.89	\$3,457.76
		SPM-00186	6'	6'	5' - 8'	Left Section	\$5,274.60	\$4,426.90
		SPM-00190	8'	6'	5' - 8'	Left Section	\$6,259.92	\$5,253.86
SPM-00206	4'	8'	5' - 8'	Left Section	\$5,214.19	\$4,376.20		
SPM-00210	6'	8'	5' - 8'	Left Section	\$6,623.40	\$5,558.92		
SPM-00214	8'	8'	5' - 8'	Left Section	\$7,798.88	\$6,545.49		
Left Side: Includes Roll-in section, left side enclosure.								
Right Section		Mini Half-pipe: Roll-in						
		SPM-00159	4'	4'	5' - 8'	Right Section	\$3,220.83	\$2,703.19
		SPM-00163	6'	4'	5' - 8'	Right Section	\$4,161.63	\$3,492.80
		SPM-00167	8'	4'	5' - 8'	Right Section	\$4,980.27	\$4,179.87
		SPM-00171	4'	5'	5' - 8'	Right Section	\$3,821.56	\$3,207.38
		SPM-00175	6'	5'	5' - 8'	Right Section	\$4,922.31	\$4,131.23
		SPM-00179	8'	5'	5' - 8'	Right Section	\$5,969.10	\$4,925.85
		SPM-00183	4'	6'	5' - 8'	Right Section	\$4,119.89	\$3,457.76
		SPM-00187	6'	6'	5' - 8'	Right Section	\$5,274.60	\$4,426.90
		SPM-00191	8'	6'	5' - 8'	Right Section	\$6,259.92	\$5,253.86
SPM-00207	4'	8'	5' - 8'	Right Section	\$5,214.19	\$4,376.20		
SPM-00211	6'	8'	5' - 8'	Right Section	\$6,623.40	\$5,558.92		
SPM-00215	8'	8'	5' - 8'	Right Section	\$7,798.88	\$6,545.49		
Right Side: Includes Roll-in section, right side enclosure.								
Center Section		Mini Half-pipe: Roll-in						
		SPM-00160	4'	4'	5' - 8'	Center Section	\$2,298.57	\$1,929.16
		SPM-00164	6'	4'	5' - 8'	Center Section	\$3,230.59	\$2,711.39
		SPM-00168	8'	4'	5' - 8'	Center Section	\$4,038.24	\$3,389.24
		SPM-00172	4'	5'	5' - 8'	Center Section	\$2,651.26	\$2,225.16
		SPM-00176	6'	5'	5' - 8'	Center Section	\$3,743.22	\$3,141.63
		SPM-00180	8'	5'	5' - 8'	Center Section	\$4,679.03	\$3,927.04
		SPM-00184	4'	6'	5' - 8'	Center Section	\$2,769.01	\$2,323.99
		SPM-00188	6'	6'	5' - 8'	Center Section	\$3,919.33	\$3,289.44
		SPM-00192	8'	6'	5' - 8'	Center Section	\$4,899.16	\$4,111.79
SPM-00208	4'	8'	5' - 8'	Center Section	\$3,257.59	\$2,734.05		
SPM-00212	6'	8'	5' - 8'	Center Section	\$4,658.01	\$3,909.40		
SPM-00216	8'	8'	5' - 8'	Center Section	\$5,822.52	\$4,886.76		
Center section: Includes Roll-in section, no side enclosure.								


**Spohn Ranch
US Communities**

Tiered Deck Enclosure		Part Number	Width (X)	Height (Y)	Radii (Z)	Price	USC Price	
Assorted Panels		SPM-00217	4'	1'	8'	8' to 7' Filler Panel	\$337.58	\$283.33
		SPM-00218	4'	1'	8'	8' to 6' Filler Panel	\$429.14	\$360.17
		SPM-00219	4'	1'	8'	7' to 6' Filler Panel	\$337.58	\$283.33
		SPM-00221	4'	1'	8'	6' to 5' Filler Panel	\$337.58	\$283.33
		SPM-00223	4'	1'	8'	5' to 4' Filler Panel	\$337.58	\$283.33
		SPM-00234	4'	1'	8'	4' to 3' Filler Panel	\$337.58	\$283.33
		SPM-00226	8'	1'	8'	8' to 7' Filler Panel	\$485.27	\$407.28
		SPM-00227	8'	1'	8'	8' to 6' Filler Panel	\$660.91	\$554.69
		SPM-00228	8'	1'	8'	7' to 6' Filler Panel	\$485.27	\$407.28
		SPM-00230	8'	1'	8'	6' to 5' Filler Panel	\$485.27	\$407.28
		SPM-00232	8'	1'	8'	5' to 4' Filler Panel	\$485.27	\$407.28
		SPM-00234	8'	1'	8'	4' to 3' Filler Panel	\$485.27	\$407.28


Deck Enclosure Panel: Side panel only, (at elevation changes).

Mini-Halfpipe: Raked Transition		Part Number	Width (X)	Height (Y)	Radii (Z)	Price	USC Price	
Center Section		SPM-00379	4'	8' to 7'	8'	Left to Right Rake	\$4,758.96	\$3,994.13
		SPM-00387	4'	7' to 6'	8'	Left to Right Rake	\$4,453.73	\$3,737.95
		SPM-00395	4'	6' to 5'	8'	Left to Right Rake	\$4,042.48	\$3,392.80
		SPM-00403	4'	5' to 4'	8'	Left to Right Rake	\$3,982.55	\$3,342.50
		SPM-00381	8'	8' to 7'	8'	Left to Right Rake	\$7,499.59	\$6,294.30
		SPM-00385	8'	8' to 6'	8'	Left to Right Rake	\$7,491.18	\$6,287.24
		SPM-00389	8'	7' to 6'	8'	Left to Right Rake	\$6,968.01	\$5,848.15
		SPM-00393	8'	7' to 5'	8'	Left to Right Rake	\$6,947.62	\$5,831.04
		SPM-00397	8'	6' to 5'	8'	Left to Right Rake	\$6,194.75	\$5,199.17
		SPM-00401	8'	6' to 4'	8'	Left to Right Rake	\$6,189.21	\$5,194.51
		SPM-00405	8'	5' to 4'	8'	Left to Right Rake	\$6,021.87	\$5,054.07
		SPM-00409	8'	5' to 3'	8'	Left to Right Rake	\$5,995.30	\$5,031.77


Center section: Includes Transition section, deck, rear handrail, no side enclosure.

Mini-Halfpipe: Raked Transition		Part Number	Width (X)	Height (Y)	Radii (Z)	Price	USC Price	
Center Section		SPM-00380	4'	8' to 7'	8'	Right to Left Rake	\$4,758.96	\$3,994.13
		SPM-00388	4'	7' to 6'	8'	Right to Left Rake	\$4,453.73	\$3,737.95
		SPM-00396	4'	6' to 5'	8'	Right to Left Rake	\$4,042.48	\$3,392.80
		SPM-00404	4'	5' to 4'	8'	Right to Left Rake	\$3,982.55	\$3,342.50
		SPM-00382	8'	8' to 7'	8'	Right to Left Rake	\$7,499.59	\$6,294.30
		SPM-00386	8'	8' to 6'	8'	Right to Left Rake	\$7,491.18	\$6,287.24
		SPM-00390	8'	7' to 6'	8'	Right to Left Rake	\$6,968.01	\$5,848.15
		SPM-00394	8'	7' to 5'	8'	Right to Left Rake	\$6,947.62	\$5,831.04
		SPM-00398	8'	6' to 5'	8'	Right to Left Rake	\$6,194.75	\$5,199.17
		SPM-00402	8'	6' to 4'	8'	Right to Left Rake	\$6,189.21	\$5,194.51
		SPM-00406	8'	5' to 4'	8'	Right to Left Rake	\$6,021.87	\$5,054.07
		SPM-00410	8'	5' to 3'	8'	Right to Left Rake	\$5,995.30	\$5,031.77


Center section: Includes Transition section, deck, rear handrail, no side enclosure.

Mini-Halfpipe: Raked Transition		Part Number	Width (X)	Height (Y)	Radii (Z)	Price	USC Price	
Center Section		SPM-00411	4'	8' to 7'	8'	Left to Right Rake	\$5,632.95	\$4,727.66
		SPM-00419	4'	7' to 6'	8'	Left to Right Rake	\$5,327.73	\$4,471.49
		SPM-00427	4'	6' to 5'	8'	Left to Right Rake	\$4,916.48	\$4,126.33
		SPM-00435	4'	5' to 4'	8'	Left to Right Rake	\$4,856.54	\$4,076.03
		SPM-00413	8'	8' to 7'	8'	Left to Right Rake	\$8,423.70	\$7,069.89
		SPM-00417	8'	8' to 6'	8'	Left to Right Rake	\$8,415.29	\$7,062.83
		SPM-00421	8'	7' to 6'	8'	Left to Right Rake	\$7,892.11	\$6,623.74
		SPM-00425	8'	7' to 5'	8'	Left to Right Rake	\$7,871.72	\$6,606.62
		SPM-00429	8'	6' to 5'	8'	Left to Right Rake	\$7,118.86	\$5,974.76
		SPM-00433	8'	6' to 4'	8'	Left to Right Rake	\$7,113.31	\$5,970.10
		SPM-00437	8'	5' to 4'	8'	Left to Right Rake	\$6,945.97	\$5,829.65
		SPM-00441	8'	5' to 3'	8'	Left to Right Rake	\$6,878.22	\$5,772.79

Center section: Includes Transition section, deck, rear handrail, no side enclosure.


Mini-Halfpipe: Raked Transition		Part Number	Width (X)	Height (Y)	Radii (Z)	Price	USC Price	
Center Section		SPM-00412	4'	8' to 7'	8'	Right to Left Rake	\$5,632.95	\$4,727.66
		SPM-00420	4'	7' to 6'	8'	Right to Left Rake	\$5,327.73	\$4,471.49
		SPM-00428	4'	6' to 5'	8'	Right to Left Rake	\$4,916.48	\$4,126.33
		SPM-00436	4'	5' to 4'	8'	Right to Left Rake	\$4,856.54	\$4,076.03
		SPM-00414	8'	8' to 7'	8'	Right to Left Rake	\$8,423.70	\$7,069.89
		SPM-00418	8'	8' to 6'	8'	Right to Left Rake	\$8,415.29	\$7,062.83
		SPM-00422	8'	7' to 6'	8'	Right to Left Rake	\$7,892.11	\$6,623.74
		SPM-00426	8'	7' to 5'	8'	Right to Left Rake	\$7,871.72	\$6,606.62
		SPM-00430	8'	6' to 5'	8'	Right to Left Rake	\$7,118.86	\$5,974.76
		SPM-00434	8'	6' to 4'	8'	Right to Left Rake	\$7,113.31	\$5,970.10
		SPM-00438	8'	5' to 4'	8'	Right to Left Rake	\$6,945.97	\$5,829.65
		SPM-00442	8'	5' to 3'	8'	Right to Left Rake	\$6,878.22	\$5,772.79

Center section: Includes Transition section, deck, rear handrail, no side enclosure.


4 Sided Pyramid		Part Number	Width (X)	Height (Y)	Depth (Z)	Price	USC Price	
Open Corner Wedge		SPP-00001	15.5' x 15.5'	1.5'	15° / 69.5° Run	4' x 4' Deck	\$8,180.54	\$6,865.81
		SPP-00019	15.5' x 17.5'	1.5'	15° / 69.5° Run	6' x 6' Deck	\$10,394.99	\$8,724.37
		SPP-00020	17.5' x 17.5'	2'	15° / 92.75° Run	4' x 4' Deck	\$8,700.45	\$7,302.17
		SPP-00020	17.5' x 19.5'	2'	15° / 92.75° Run	6' x 6' Deck	\$11,128.06	\$9,339.62
		SPP-00023	15.5' x 15.5'	2'	20° / 70° Run	4' x 4' Deck	\$8,700.45	\$7,302.17
		SPP-00023	15.5' x 17.5'	2'	20° / 70° Run	4' x 6' Deck	\$10,188.76	\$8,551.28
		SPP-00046	18.5' x 18.5'	2.5'	20° / 87.75° Run	4' x 4' Deck	\$9,086.92	\$7,626.52
		SPP-00049	18.5' x 20.5'	2.5'	20° / 87.75° Run	4' x 6' Deck	\$10,667.03	\$8,952.68

Open Corner Pyramid: 4- Wedges, Approaches, 1' Deck, 4- Right & 4' Left enclosures.


**Spohn Ranch
US Communities**

		Part Number	Width (X)	Height (Y)	Depth (Z)	Price	USC Price	
Hipped Wedge		SPP-00025	17.5' x 17.5'	2'	15° / 92.75° Run	4' x 4' Deck	\$21,006.62	\$17,630.56
		SPP-00028	17.5' x 19.5'	2'	15° / 92.75° Run	4' x 6' Deck	\$22,366.22	\$18,771.65
		SPP-00031	17.5' x 23.5'	2'	15° / 92.75° Run	4' x 8' Deck	\$24,054.02	\$20,188.19
		SPP-00034	21.5' x 21.5'	2'	15° / 92.75° Run	6' x 6' Deck	\$24,289.29	\$20,385.65
		SPP-00036	23.5' x 23.5'	2'	15° / 92.75° Run	8' x 8' Deck	\$27,722.15	\$23,266.80
		SPP-00026	15.5' x 15.5'	2'	20° / 70° Run	4' x 4' Deck	\$20,195.45	\$16,949.75
		SPP-00029	15.5' x 17.5'	2'	20° / 70° Run	4' x 6' Deck	\$21,711.31	\$18,221.99
		SPP-00032	15.5' x 19.5'	2'	20° / 70° Run	4' x 8' Deck	\$23,495.62	\$19,719.54
		SPP-00035	17.5' x 17.5'	2'	20° / 70° Run	6' x 6' Deck	\$23,600.90	\$19,807.90
		SPP-00037	19.5' x 19.5'	2'	20° / 70° Run	8' x 8' Deck	\$26,606.67	\$22,330.60
		SPP-00052	18.5' x 18.5'	2.5'	20° / 87.75° Run	4' x 4' Deck	\$21,648.10	\$18,168.94
		SPP-00055	18.5' x 20.5'	2.5'	20° / 87.75° Run	4' x 6' Deck	\$22,858.64	\$19,184.93


Hipped Corner Pyramid: 4- Wedges, Approaches, 1' Deck, 4- Hipped corner sections.

		Part Number	Width (X)	Height (Y)	Depth (Z)	Price	USC Price	
Hipped Wedge		SPP-00058	18.5' x 22.5'	2.5'	20° / 87.75° Run	4' x 8' Deck	\$24,392.88	\$20,472.60
		SPP-00061	20.5' x 20.5'	2.5'	20° / 87.75° Run	6' x 6' Deck	\$25,070.41	\$21,041.24
		SPP-00063	22.5' x 22.5'	2.5'	20° / 87.75° Run	8' x 8' Deck	\$27,943.11	\$23,452.25
		SPP-00075	21.5' x 21.5'	3'	20° / 105° Run	4' x 4' Deck	\$26,838.61	\$22,525.26
		SPP-00077	21.5' x 23.5'	3'	20° / 105° Run	4' x 6' Deck	\$28,226.10	\$23,689.77
		SPP-00079	21.5' x 25.5'	3'	20° / 105° Run	4' x 8' Deck	\$30,061.77	\$25,230.42
		SPP-00081	23.5' x 23.5'	3'	20° / 105° Run	6' x 6' Deck	\$28,226.10	\$23,689.77
		SPP-00083	25.5' x 25.5'	3'	20° / 105° Run	8' x 8' Deck	\$33,638.26	\$28,232.11
		SPP-00076	18.25' x 18.25'	3'	25° / 85.25° Run	4' x 4' Deck	\$26,301.83	\$22,074.75
		SPP-00078	18.25' x 20.25'	3'	25° / 85.25° Run	4' x 6' Deck	\$27,661.58	\$23,215.97
		SPP-00080	18.25' x 22.25'	3'	25° / 85.25° Run	4' x 8' Deck	\$29,460.54	\$24,725.81
		SPP-00082	20.25' x 20.25'	3'	25° / 85.25° Run	6' x 6' Deck	\$30,403.89	\$25,517.55


Hipped Corner Pyramid: 4- Wedges, Approaches, 1' Deck, 4- Hipped corner sections.

		Part Number	Width (X)	Height (Y)	Depth (Z)	Price	USC Price	
Hipped Wedge		SPP-00039	17.5' Round	2'	15° / 92.75° Run	4' Hex. Deck	\$17,891.79	\$15,016.33
		SPP-00042	21.5' Round	2'	15° / 92.75° Run	6' Hex. Deck	\$22,007.25	\$18,470.37
		SPP-00040	15.5' Round	2'	20° / 70° Run	4' Hex. Deck	\$17,561.65	\$14,739.24
		SPP-00043	17.5' Round	2'	20° / 70° Run	6' Hex. Deck	\$21,097.19	\$17,706.57
		SPP-00066	18.5' Round	2.5'	20° / 87.75° Run	4' Hex. Deck	\$18,858.00	\$15,827.25
		SPP-00069	20.5' Round	2.5'	20° / 87.75° Run	6' Hex. Deck	\$23,277.85	\$19,536.77
		SPP-00085	21.5' Round	3'	20° / 105° Run	4' Hex. Deck	\$22,513.46	\$18,895.22
		SPP-00087	23.5' Round	3'	20° / 105° Run	6' Hex. Deck	\$24,534.74	\$20,591.66
		SPP-00086	18.25' Round	3'	25° / 85.25° Run	4' Hex. Deck	\$22,149.71	\$18,589.93
		SPP-00088	20.25' Round	3'	25° / 85.25° Run	6' Hex. Deck	\$23,966.66	\$20,114.87


Hipped Corner Pyramid: 4- Wedges, Approaches, 1' Deck, 4- Hipped corner sections.

		Part Number	Width (X)	Height (Y)	Depth (Z)	Price	USC Price	
Open Transition		SPP-00117	17.5' x 17.5'	2'	12' R	4' x 4' Deck	\$9,202.32	\$7,723.38
		SPP-00119	21.5' x 21.5'	2'	12' R	6' x 6' Deck	\$13,058.02	\$10,959.41
		SPP-00123	23.5' x 23.5'	2.5'	12' R	4' x 4' Deck	\$10,041.06	\$8,427.32
		SPP-00125	25.25' x 25.25'	2.5'	12' R	6' x 6' Deck	\$14,074.84	\$11,812.81

Hipped Corner Pyramid: 4- Transitions, Approaches, 1' Deck, 4- Hipped corner sections.










		Part Number	Width (X)	Height (Y)	Radii (Z)	Price	USC Price	
Stand-alone		SPR-00001	4'	3'	3'	Stand-alone Section	\$3,559.04	\$2,987.05
		SPR-00005	6'	3'	3'	Stand-alone Section	\$4,498.73	\$3,775.72
		SPR-00009	8'	3'	3'	Stand-alone Section	\$5,316.62	\$4,462.16
		SPR-00013	4'	4'	3'	Stand-alone Section	\$4,157.70	\$3,489.49
		SPR-00021	8'	4'	3'	Stand-alone Section	\$5,956.36	\$4,999.09
		SPR-00028	6'	5'	3'	Stand-alone Section	\$6,101.40	\$5,120.82
		SPR-00032	8'	5'	3'	Stand-alone Section	\$7,059.17	\$5,924.66
		SPR-00039	6'	6'	3'	Stand-alone Section	\$6,629.87	\$5,564.35
		SPR-00043	8'	6'	3'	Stand-alone Section	\$6,311.58	\$5,297.22
		SPR-00050	6'	7'	3'	Stand-alone Section	\$7,327.28	\$6,149.68
		SPR-00061	6'	8'	3'	Stand-alone Section	\$8,591.20	\$7,210.47
SPR-00065	8'	8'	3'	Stand-alone Section	\$9,777.67	\$8,206.26		

Stand-alone: Includes Roll-in section, threshold, left & right side enclosures.



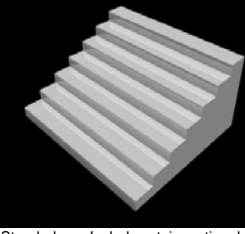






		Part Number	Width (X)	Height (Y)	Radii (Z)	Price	USC Price	
Left Section		SPR-00002	4'	3'	3'	Left Section	\$2,910.30	\$2,442.58
		SPR-00006	6'	3'	3'	Left Section	\$3,841.21	\$3,223.88
		SPR-00010	8'	3'	3'	Left Section	\$4,648.12	\$3,901.10
		SPR-00014	4'	4'	3'	Left Section	\$3,220.83	\$2,703.19
		SPR-00018	6'	4'	3'	Left Section	\$4,161.63	\$3,492.80
		SPR-00022	8'	4'	3'	Left Section	\$4,980.27	\$4,179.87
		SPR-00025	4'	5'	3'	Left Section	\$3,821.56	\$3,207.38
		SPR-00029	6'	5'	3'	Left Section	\$4,922.31	\$4,131.23
		SPR-00033	8'	5'	3'	Left Section	\$5,869.10	\$4,925.85
		SPR-00036	4'	6'	3'	Left Section	\$4,119.89	\$3,457.76
		SPR-00040	6'	6'	3'	Left Section	\$5,274.60	\$4,426.90
SPR-00044	8'	6'	3'	Left Section	\$6,259.92	\$5,253.86		

Left Side: Includes Roll-in section, threshold, left side enclosure.






**Spohn Ranch
US Communities**

Roll-in: Street		Part Number	Width (X)	Height (Y)	Radii (Z)		Price	USC Price
Left Section		SPR-00047	4'	7'	3'	Left Section	\$4,526.32	\$3,798.87
		SPR-00051	6'	7'	3'	Left Section	\$5,744.12	\$4,820.96
		SPR-00055	8'	7'	3'	Left Section	\$6,126.13	\$5,141.57
		SPR-00058	4'	8'	3'	Left Section	\$5,214.19	\$4,376.20
		SPR-00062	6'	8'	3'	Left Section	\$6,623.40	\$5,558.92
		SPR-00066	8'	8'	3'	Left Section	\$7,798.88	\$6,545.49
Left Side: Includes Roll-in section, threshold, left side enclosure.								
Roll-in: Street		Part Number	Width (X)	Height (Y)	Radii (Z)		Price	USC Price
Right Section		SPR-00003	4'	3'	3'	Right Section	\$2,910.30	\$2,442.58
		SPR-00007	6'	3'	3'	Right Section	\$3,841.21	\$3,223.88
		SPR-00011	8'	3'	3'	Right Section	\$4,648.12	\$3,901.10
		SPR-00015	4'	4'	3'	Right Section	\$3,220.83	\$2,703.19
		SPR-00019	6'	4'	3'	Right Section	\$4,161.63	\$3,492.80
		SPR-00023	8'	4'	3'	Right Section	\$4,980.27	\$4,179.87
		SPR-00026	4'	5'	3'	Right Section	\$3,821.56	\$3,207.38
		SPR-00030	6'	5'	3'	Right Section	\$4,922.31	\$4,131.23
		SPR-00034	8'	5'	3'	Right Section	\$5,869.10	\$4,925.85
		SPR-00037	4'	6'	3'	Right Section	\$4,119.89	\$3,457.76
		SPR-00041	6'	6'	3'	Right Section	\$5,274.60	\$4,426.90
		SPR-00045	8'	6'	3'	Right Section	\$6,259.92	\$5,253.86
		Right Side: Includes Roll-in section, threshold, right side enclosure.						
Roll-in: Street		Part Number	Width (X)	Height (Y)	Radii (Z)		Price	USC Price
Right Section		SPR-00048	4'	7'	3'	Right Section	\$4,526.32	\$3,798.87
		SPR-00052	6'	7'	3'	Right Section	\$5,744.12	\$4,820.96
		SPR-00056	8'	7'	3'	Right Section	\$6,126.13	\$5,141.57
		SPR-00059	4'	8'	3'	Right Section	\$5,214.19	\$4,376.20
		SPR-00063	6'	8'	3'	Right Section	\$6,623.40	\$5,558.92
		SPR-00067	8'	8'	3'	Right Section	\$7,798.88	\$6,545.49
Right Side: Includes Roll-in section, threshold, right side enclosure.								
Roll-in: Street		Part Number	Width (X)	Height (Y)	Radii (Z)		Price	USC Price
Center Section		SPR-00004	4'	3'	3'	Center Section	\$2,261.57	\$1,898.11
		SPR-00008	6'	3'	3'	Center Section	\$3,183.70	\$2,672.03
		SPR-00012	8'	3'	3'	Center Section	\$3,979.62	\$3,340.04
		SPR-00016	4'	4'	3'	Center Section	\$2,298.57	\$1,929.16
		SPR-00020	6'	4'	3'	Center Section	\$3,230.59	\$2,711.39
		SPR-00024	8'	4'	3'	Center Section	\$4,038.24	\$3,389.24
		SPR-00027	4'	5'	3'	Center Section	\$2,651.26	\$2,225.16
		SPR-00031	6'	5'	3'	Center Section	\$3,743.22	\$3,141.63
		SPR-00035	8'	5'	3'	Center Section	\$4,679.03	\$3,927.04
		SPR-00038	4'	6'	3'	Center Section	\$2,769.01	\$2,323.99
		SPR-00042	6'	6'	3'	Center Section	\$3,919.33	\$3,289.44
		SPR-00046	8'	6'	3'	Center Section	\$4,899.16	\$4,111.79
		Center section: Includes Roll-in section, threshold, no side enclosure.						
Roll-in: Street		Part Number	Width (X)	Height (Y)	Radii (Z)		Price	USC Price
Center Section		SPR-00049	4'	7'	3'	Center Section	\$2,891.44	\$2,426.74
		SPR-00053	6'	7'	3'	Center Section	\$4,100.46	\$3,441.45
		SPR-00057	8'	7'	3'	Center Section	\$5,125.57	\$4,301.82
		SPR-00060	4'	8'	3'	Center Section	\$3,257.59	\$2,734.05
		SPR-00064	6'	8'	3'	Center Section	\$4,658.01	\$3,909.40
		SPR-00068	8'	8'	3'	Center Section	\$5,822.52	\$4,886.76
Center section: Includes Roll-in section, threshold, no side enclosure.								










**Spohn Ranch
US Communities**

Stairs		Part Number	Width (X)	Height (Y)	Run /Rise (Z)		Price	USC Price		
Stand-alone		SPS-00001	4'	2'	6" / 12"	Stand-alone: 4 Step	\$2,278.50	\$1,912.31		
		SPS-00002	6'	2'	6" / 12"	Stand-alone: 4 Step	\$2,606.18	\$2,187.33		
		SPS-00003	8'	2'	6" / 12"	Stand-alone: 4 Step	\$2,933.85	\$2,462.34		
		SPS-00004	4'	2.5'	6" / 12"	Stand-alone: 5 Step	\$2,599.19	\$2,181.47		
		SPS-00005	6'	2.5'	6" / 12"	Stand-alone: 5 Step	\$2,782.64	\$2,335.43		
		SPS-00006	8'	2.5'	6" / 12"	Stand-alone: 5 Step	\$3,332.97	\$2,797.31		
		SPS-00007	4'	3'	6" / 12"	Stand-alone: 6 Step	\$3,241.90	\$2,720.88		
		SPS-00008	6'	3'	6" / 12"	Stand-alone: 6 Step	\$3,733.41	\$3,133.40		
		SPS-00009	8'	3'	6" / 12"	Stand-alone: 6 Step	\$4,224.92	\$3,545.92		
		SPS-00010	4'	3.5'	6" / 12"	Stand-alone: 7 Step	\$3,765.20	\$3,160.08		
		SPS-00011	6'	3.5'	6" / 12"	Stand-alone: 7 Step	\$4,338.63	\$3,641.35		
		SPS-00012	8'	3.5'	6" / 12"	Stand-alone: 7 Step	\$4,912.06	\$4,122.62		
Stand-alone: Includes stair section, left & right side enclosures.										
Stairs		Part Number	Width (X)	Height (Y)	Run /Rise (Z)		Price	USC Price		
Stand-alone		SPS-00013	4'	4'	6" / 12"	Stand-alone: 8 Step	\$4,430.98	\$3,718.86		
		SPS-00014	6'	4'	6" / 12"	Stand-alone: 8 Step	\$5,086.33	\$4,268.88		
		SPS-00015	8'	4'	6" / 12"	Stand-alone: 8 Step	\$6,108.52	\$5,126.79		
		SPS-00016	4'	5'	6" / 12"	Stand-alone: 10 Step	\$5,633.14	\$4,727.81		
		SPS-00017	6'	5'	6" / 12"	Stand-alone: 10 Step	\$6,452.32	\$5,415.34		
		SPS-00018	8'	5'	6" / 12"	Stand-alone: 10 Step	\$7,750.05	\$6,504.51		
		SPS-00019	4'	6'	6" / 12"	Stand-alone: 12 Step	\$6,966.37	\$5,846.77		
		SPS-00020	6'	6'	6" / 12"	Stand-alone: 12 Step	\$7,949.39	\$6,671.81		
		SPS-00021	8'	6'	6" / 12"	Stand-alone: 12 Step	\$8,932.41	\$7,496.85		
		SPS-00025	4'	8'	6" / 12"	Stand-alone: 16 Step	\$9,514.53	\$7,985.41		
		SPS-00026	6'	8'	6" / 12"	Stand-alone: 16 Step	\$10,825.23	\$9,085.46		
		SPS-00027	8'	8'	6" / 12"	Stand-alone: 16 Step	\$12,135.92	\$10,185.51		
		Stand-alone: Includes stair section, left & right side enclosures.								
		Transition: Street		Part Number	Width (X)	Height (Y)	Radii (Z)		Price	USC Price
		Stand-alone		SPT-00001	4'	3'	8' Radius	Stand-alone Section	\$2,152.28	\$1,806.38
SPT-00005	6'			3'	8' Radius	Stand-alone Section	\$2,827.53	\$2,373.11		
SPT-00009	8'			3'	8' Radius	Stand-alone Section	\$3,377.39	\$2,834.59		
SPT-00013	4'			4'	8' Radius	Stand-alone Section	\$2,455.34	\$2,060.73		
SPT-00017	6'			4'	8' Radius	Stand-alone Section	\$3,142.17	\$2,637.18		
SPT-00021	8'			4'	8' Radius	Stand-alone Section	\$3,702.31	\$3,107.30		
SPT-00025	4'			5'	8' Radius	Stand-alone Section	\$2,948.98	\$2,475.03		
SPT-00029	6'			5'	8' Radius	Stand-alone Section	\$3,754.42	\$3,151.03		
SPT-00033	8'			5'	8' Radius	Stand-alone Section	\$4,404.40	\$3,696.55		
Stand-alone: Includes Transition section, threshold, left & right side enclosures.										
Transition: Street		Part Number	Width (X)	Height (Y)	Radii (Z)		Price	USC Price		
Stand-alone		SPT-00037	4'	6'	8' Radius	Stand-alone Section	\$3,197.22	\$2,683.38		
		SPT-00041	6'	6'	8' Radius	Stand-alone Section	\$4,029.82	\$3,382.17		
		SPT-00045	8'	6'	8' Radius	Stand-alone Section	\$4,697.89	\$3,942.87		
		SPT-00049	4'	7'	8' Radius	Stand-alone Section	\$3,539.68	\$2,970.80		
		SPT-00053	6'	7'	8' Radius	Stand-alone Section	\$4,418.89	\$3,708.71		
		SPT-00057	8'	7'	8' Radius	Stand-alone Section	\$5,123.68	\$4,300.23		
		SPT-00061	4'	8'	8' Radius	Stand-alone Section	\$3,977.70	\$3,338.42		
		SPT-00065	6'	8'	8' Radius	Stand-alone Section	\$4,893.66	\$4,107.18		
		SPT-00069	8'	8'	8' Radius	Stand-alone Section	\$5,628.85	\$4,724.21		
		Stand-alone: Includes Transition section, threshold, left & right side enclosures.								
Transition: Street		Part Number	Width (X)	Height (Y)	Radii (Z)		Price	USC Price		
Left Section		SPT-00002	4'	3'	8' Radius	Left Section	\$1,820.65	\$1,528.05		
		SPT-00006	6'	3'	8' Radius	Left Section	\$2,491.51	\$2,091.09		
		SPT-00010	8'	3'	8' Radius	Left Section	\$3,035.88	\$2,547.97		
		SPT-00014	4'	4'	8' Radius	Left Section	\$1,969.92	\$1,653.33		
		SPT-00018	6'	4'	8' Radius	Left Section	\$2,640.69	\$2,216.29		
		SPT-00022	8'	4'	8' Radius	Left Section	\$3,187.55	\$2,675.26		
		SPT-00026	4'	5'	8' Radius	Left Section	\$2,354.14	\$1,975.80		
		SPT-00030	6'	5'	8' Radius	Left Section	\$3,155.20	\$2,648.11		
		SPT-00034	8'	5'	8' Radius	Left Section	\$3,799.69	\$3,189.02		
		Left Side: Includes Transition section, threshold, left side enclosure.								


**Spohn Ranch
US Communities**

Transition: Street		Part Number	Width (X)	Height (Y)	Radii (Z)		Price	USC Price
Left Section		SPT-00038	4'	6'	8' Radius	Left Section	\$2,509.68	\$2,106.34
		SPT-00042	6'	6'	8' Radius	Left Section	\$3,340.08	\$2,803.28
		SPT-00046	8'	6'	8' Radius	Left Section	\$4,005.41	\$3,361.68
		SPT-00050	4'	7'	8' Radius	Left Section	\$2,752.49	\$2,310.13
		SPT-00054	6'	7'	8' Radius	Left Section	\$3,627.31	\$3,044.35
		SPT-00058	8'	7'	8' Radius	Left Section	\$4,197.85	\$3,523.20
		SPT-00062	4'	8'	8' Radius	Left Section	\$2,982.46	\$2,503.13
		SPT-00066	6'	8'	8' Radius	Left Section	\$3,894.03	\$3,268.20
		SPT-00070	8'	8'	8' Radius	Left Section	\$4,623.73	\$3,880.63
Left Side: Includes Transition section, threshold, left side enclosure.								
Transition: Street		Part Number	Width (X)	Height (Y)	Radii (Z)		Price	USC Price
Right Section		SPT-00003	4'	3'	8' Radius	Right Section	\$1,820.65	\$1,528.05
		SPT-00007	6'	3'	8' Radius	Right Section	\$2,491.51	\$2,091.09
		SPT-00011	8'	3'	8' Radius	Right Section	\$3,035.88	\$2,547.97
		SPT-00015	4'	4'	8' Radius	Right Section	\$1,969.92	\$1,653.33
		SPT-00019	6'	4'	8' Radius	Right Section	\$2,640.69	\$2,216.29
		SPT-00023	8'	4'	8' Radius	Right Section	\$3,187.55	\$2,675.26
		SPT-00027	4'	5'	8' Radius	Right Section	\$2,354.14	\$1,975.80
		SPT-00031	6'	5'	8' Radius	Right Section	\$3,155.20	\$2,648.11
		SPT-00035	8'	5'	8' Radius	Right Section	\$3,799.69	\$3,189.02
		Right Side: Includes Transition section, threshold, right side enclosure.						
Transition: Street		Part Number	Width (X)	Height (Y)	Radii (Z)		Price	USC Price
Right Section		SPT-00039	4'	6'	8' Radius	Right Section	\$2,509.68	\$2,106.34
		SPT-00043	6'	6'	8' Radius	Right Section	\$3,340.08	\$2,803.28
		SPT-00047	8'	6'	8' Radius	Right Section	\$4,005.41	\$3,361.68
		SPT-00051	4'	7'	8' Radius	Right Section	\$2,752.49	\$2,310.13
		SPT-00055	6'	7'	8' Radius	Right Section	\$3,627.31	\$3,044.35
		SPT-00059	8'	7'	8' Radius	Right Section	\$4,197.85	\$3,523.20
		SPT-00063	4'	8'	8' Radius	Right Section	\$2,982.46	\$2,503.13
		SPT-00067	6'	8'	8' Radius	Right Section	\$3,894.03	\$3,268.20
		SPT-00071	8'	8'	8' Radius	Right Section	\$4,623.73	\$3,880.63
		Right Side: Includes Transition section, threshold, right side enclosure.						
Transition: Street		Part Number	Width (X)	Height (Y)	Radii (Z)		Price	USC Price
Center Section		SPT-00004	4'	3'	8' Radius	Center Section	\$1,489.02	\$1,249.72
		SPT-00008	6'	3'	8' Radius	Center Section	\$2,155.49	\$1,809.08
		SPT-00012	8'	3'	8' Radius	Center Section	\$2,694.37	\$2,261.34
		SPT-00016	4'	4'	8' Radius	Center Section	\$1,499.11	\$1,258.18
		SPT-00020	6'	4'	8' Radius	Center Section	\$2,165.48	\$1,817.46
		SPT-00024	8'	4'	8' Radius	Center Section	\$2,706.86	\$2,271.83
		SPT-00028	4'	5'	8' Radius	Center Section	\$1,759.31	\$1,476.57
		SPT-00032	6'	5'	8' Radius	Center Section	\$2,555.98	\$2,145.19
		SPT-00036	8'	5'	8' Radius	Center Section	\$3,194.97	\$2,681.49
		Center section: Includes Transition section, threshold, no side enclosure.						
Transition: Street		Part Number	Width (X)	Height (Y)	Radii (Z)		Price	USC Price
Center Section		SPT-00040	4'	6'	8' Radius	Center Section	\$1,822.14	\$1,529.29
		SPT-00044	6'	6'	8' Radius	Center Section	\$2,650.34	\$2,224.39
		SPT-00048	8'	6'	8' Radius	Center Section	\$3,312.93	\$2,780.49
		SPT-00052	4'	7'	8' Radius	Center Section	\$1,904.80	\$1,598.67
		SPT-00056	6'	7'	8' Radius	Center Section	\$2,775.23	\$2,329.21
		SPT-00060	8'	7'	8' Radius	Center Section	\$3,469.03	\$2,911.51
		SPT-00064	4'	8'	8' Radius	Center Section	\$1,989.64	\$1,669.87
		SPT-00068	6'	8'	8' Radius	Center Section	\$2,896.82	\$2,431.26
		SPT-00072	8'	8'	8' Radius	Center Section	\$3,621.02	\$3,039.07
		Center section: Includes Transition section, threshold, no side enclosure.						


**Spohn Ranch
US Communities**

Transition: Jump-box		Part Number	Width (X)	Height (Y)	Radii (Z)		Price	USC Price		
Stand-alone		SPT-00081	8'	4'	9' Radius	Stand-alone Section	\$4,257.66	\$3,573.39		
		SPT-00093	8'	4.5'	9' Radius	Stand-alone Section	\$4,690.37	\$3,936.56		
		SPT-00105	8'	5'	9.5' Radius	Stand-alone Section	\$5,123.08	\$4,299.73		
		SPT-00117	8'	4'	18' Radius	Stand-alone Section	\$4,813.00	\$4,039.48		
		SPT-00129	8'	4.5'	18' Radius	Stand-alone Section	\$5,269.36	\$4,422.50		
		SPT-00141	8'	5'	18' Radius	Stand-alone Section	\$5,725.72	\$4,805.52		
Stand-alone: Includes Transition section, threshold, left & right side enclosures.										
Transition: Jump-box		Part Number	Width (X)	Height (Y)	Radii (Z)		Price	USC Price		
Left Section		SPT-00078	6'	4'	9' Radius	Left Launch Section	\$2,971.71	\$2,494.11		
		SPT-00082	8'	4'	9' Radius	Left Launch Section	\$3,665.68	\$3,076.55		
		SPT-00090	6'	4.5'	9' Radius	Left Launch Section	\$3,258.25	\$2,734.60		
		SPT-00094	8'	4.5'	9' Radius	Left Launch Section	\$4,046.01	\$3,395.76		
		SPT-00102	6'	5'	9.5' Radius	Left Launch Section	\$3,544.80	\$2,975.10		
		SPT-00106	8'	5'	9.5' Radius	Left Launch Section	\$4,426.34	\$3,714.96		
		SPT-00114	6'	4'	18' Radius	Left Landing Section	\$3,302.73	\$2,771.93		
		SPT-00118	8'	4'	18' Radius	Left Landing Section	\$4,143.81	\$3,477.84		
		SPT-00126	6'	4.5'	18' Radius	Left Landing Section	\$3,618.56	\$3,037.01		
		SPT-00130	8'	4.5'	18' Radius	Left Landing Section	\$4,541.70	\$3,811.79		
		SPT-00138	6'	5'	18' Radius	Left Landing Section	\$3,934.39	\$3,302.08		
		SPT-00142	8'	5'	18' Radius	Left Landing Section	\$4,939.59	\$4,145.73		
		Left Side: Includes Transition section, threshold, left side enclosure.								
Transition: Jump-box		Part Number	Width (X)	Height (Y)	Radii (Z)		Price	USC Price		
Right Section		SPT-00079	6'	4'	9' Radius	Right Launch Section	\$2,971.71	\$2,494.11		
		SPT-00083	8'	4'	9' Radius	Right Launch Section	\$3,665.68	\$3,076.55		
		SPT-00091	6'	4.5'	9' Radius	Right Launch Section	\$3,258.25	\$2,734.60		
		SPT-00095	8'	4.5'	9' Radius	Right Launch Section	\$4,046.01	\$3,395.76		
		SPT-00103	6'	5'	9.5' Radius	Right Launch Section	\$3,544.80	\$2,975.10		
		SPT-00107	8'	5'	9.5' Radius	Right Launch Section	\$4,426.34	\$3,714.96		
		SPT-00115	6'	4'	18' Radius	Right Landing Section	\$3,302.73	\$2,771.93		
		SPT-00119	8'	4'	18' Radius	Right Landing Section	\$4,143.81	\$3,477.84		
		SPT-00127	6'	4.5'	18' Radius	Right Landing Section	\$3,618.56	\$3,037.01		
		SPT-00131	8'	4.5'	18' Radius	Right Landing Section	\$4,541.70	\$3,811.79		
		SPT-00139	6'	5'	18' Radius	Right Landing Section	\$3,934.39	\$3,302.08		
		SPT-00143	8'	5'	18' Radius	Right Landing Section	\$4,939.59	\$4,145.73		
		Right Side: Includes Transition section, threshold, right side enclosure.								
Transition: Jump-box		Part Number	Width (X)	Height (Y)	Radii (Z)		Price	USC Price		
Center Section		SPT-00080	6'	4'	9' Radius	Center Launch Section	\$2,490.31	\$2,090.08		
		SPT-00084	8'	4'	9' Radius	Center Launch Section	\$3,112.88	\$2,612.60		
		SPT-00092	6'	4.5'	9' Radius	Center Launch Section	\$2,714.84	\$2,278.53		
		SPT-00096	8'	4.5'	9' Radius	Center Launch Section	\$3,421.24	\$2,871.40		
		SPT-00104	6'	5'	9.5' Radius	Center Launch Section	\$2,939.37	\$2,466.97		
		SPT-00108	8'	5'	9.5' Radius	Center Launch Section	\$3,729.60	\$3,130.20		
		SPT-00116	6'	4'	18' Radius	Center Landing Section	\$2,815.13	\$2,362.70		
		SPT-00120	8'	4'	18' Radius	Center Landing Section	\$3,518.91	\$2,953.37		
		SPT-00128	6'	4.5'	18' Radius	Center Landing Section	\$3,068.95	\$2,575.72		
		SPT-00132	8'	4.5'	18' Radius	Center Landing Section	\$3,611.20	\$3,030.83		
		SPT-00140	6'	5'	18' Radius	Center Landing Section	\$3,322.77	\$2,788.75		
		SPT-00144	8'	5'	18' Radius	Center Landing Section	\$4,153.46	\$3,485.94		
Center section: Includes Transition section, threshold, no side enclosure.										
Transition: Raked QP		Part Number	Width (X)	Height (Y)	Deck (Z)		Price	USC Price		
Center Section		SPT-00145	4'	8' to 7'	4'	Left to Right Rake	\$4,758.96	\$3,994.13		
		SPT-00153	4'	7' to 6'	4'	Left to Right Rake	\$4,453.73	\$3,737.95		
		SPT-00161	4'	6' to 5'	4'	Left to Right Rake	\$4,042.48	\$3,392.80		
		SPT-00169	4'	5' to 4'	4'	Left to Right Rake	\$3,982.55	\$3,342.50		
		SPT-00147	8'	8' to 7'	4'	Left to Right Rake	\$7,499.59	\$6,294.30		
		SPT-00151	8'	8' to 6'	4'	Left to Right Rake	\$7,491.18	\$6,287.24		
		SPT-00155	8'	7' to 6'	4'	Left to Right Rake	\$6,968.01	\$5,848.15		
		SPT-00159	8'	7' to 5'	4'	Left to Right Rake	\$6,947.62	\$5,831.04		
		SPT-00163	8'	6' to 5'	4'	Left to Right Rake	\$6,194.75	\$5,199.17		
		SPT-00167	8'	6' to 4'	4'	Left to Right Rake	\$6,189.21	\$5,194.51		
		SPT-00171	8'	5' to 4'	4'	Left to Right Rake	\$6,021.87	\$5,054.07		
		SPT-00175	8'	5' to 3'	4'	Left to Right Rake	\$5,995.30	\$5,031.77		
		Center section: Includes Transition section, deck, rear handrail, no side enclosure.								


**Spohn Ranch
US Communities**

		Part Number	Width (X)	Height (Y)	Deck (Z)		Price	USC Price
Center Section		SPT-00146	4'	8' to 7'	4'	Right to Left Rake	\$4,758.96	\$3,994.13
		SPT-00154	4'	7' to 6'	4'	Right to Left Rake	\$4,453.73	\$3,737.95
		SPT-00162	4'	6' to 5'	4'	Right to Left Rake	\$4,042.48	\$3,392.80
		SPT-00170	4'	5' to 4'	4'	Right to Left Rake	\$3,982.55	\$3,342.50
		SPT-00148	8'	8' to 7'	4'	Right to Left Rake	\$7,499.59	\$6,294.30
		SPT-00152	8'	8' to 6'	4'	Right to Left Rake	\$7,491.18	\$6,287.24
		SPT-00156	8'	7' to 6'	4'	Right to Left Rake	\$6,968.01	\$5,848.15
		SPT-00160	8'	7' to 5'	4'	Right to Left Rake	\$6,947.62	\$5,831.04
		SPT-00164	8'	6' to 5'	4'	Right to Left Rake	\$6,194.75	\$5,199.17
		SPT-00168	8'	6' to 4'	4'	Right to Left Rake	\$6,189.21	\$5,194.51
		SPT-00172	8'	5' to 4'	4'	Right to Left Rake	\$6,021.87	\$5,054.07
		SPT-00176	8'	5' to 3'	4'	Right to Left Rake	\$5,995.30	\$5,031.77


Center section: Includes Transition section, deck, rear handrail, no side enclosure.

		Part Number	Width (X)	Height (Y)	Deck (Z)		Price	USC Price
Center Section		SPT-00177	4'	8' to 7'	8'	Left to Right Rake	\$5,632.95	\$4,727.66
		SPT-00185	4'	7' to 6'	8'	Left to Right Rake	\$5,327.73	\$4,471.49
		SPT-00193	4'	6' to 5'	8'	Left to Right Rake	\$4,916.48	\$4,126.33
		SPT-00201	4'	5' to 4'	8'	Left to Right Rake	\$4,856.54	\$4,076.03
		SPT-00179	8'	8' to 7'	8'	Left to Right Rake	\$8,423.70	\$7,069.89
		SPT-00183	8'	8' to 6'	8'	Left to Right Rake	\$8,415.29	\$7,062.83
		SPT-00187	8'	7' to 6'	8'	Left to Right Rake	\$7,892.11	\$6,623.74
		SPT-00191	8'	7' to 5'	8'	Left to Right Rake	\$7,871.72	\$6,606.62
		SPT-00195	8'	6' to 5'	8'	Left to Right Rake	\$7,118.86	\$5,974.76
		SPT-00199	8'	6' to 4'	8'	Left to Right Rake	\$7,113.31	\$5,970.10
		SPT-00203	8'	5' to 4'	8'	Left to Right Rake	\$6,945.97	\$5,829.65
		SPT-00207	8'	5' to 3'	8'	Left to Right Rake	\$6,878.22	\$5,772.79

Center section: Includes Transition section, deck, rear handrail, no side enclosure.

		Part Number	Width (X)	Height (Y)	Deck (Z)		Price	USC Price
Center Section		SPT-00178	4'	8' to 7'	8'	Right to Left Rake	\$5,632.95	\$4,727.66
		SPT-00186	4'	7' to 6'	8'	Right to Left Rake	\$5,327.73	\$4,471.49
		SPT-00194	4'	6' to 5'	8'	Right to Left Rake	\$4,916.48	\$4,126.33
		SPT-00202	4'	5' to 4'	8'	Right to Left Rake	\$4,856.54	\$4,076.03
		SPT-00180	8'	8' to 7'	8'	Right to Left Rake	\$8,423.70	\$7,069.89
		SPT-00184	8'	8' to 6'	8'	Right to Left Rake	\$8,415.29	\$7,062.83
		SPT-00188	8'	7' to 6'	8'	Right to Left Rake	\$7,892.11	\$6,623.74
		SPT-00192	8'	7' to 5'	8'	Right to Left Rake	\$7,871.72	\$6,606.62
		SPT-00196	8'	6' to 5'	8'	Right to Left Rake	\$7,118.86	\$5,974.76
		SPT-00200	8'	6' to 4'	8'	Right to Left Rake	\$7,113.31	\$5,970.10
		SPT-00204	8'	5' to 4'	8'	Right to Left Rake	\$6,945.97	\$5,829.65
		SPT-00208	8'	5' to 3'	8'	Right to Left Rake	\$6,878.22	\$5,772.79


Center section: Includes Transition section, deck, rear handrail, no side enclosure.

		Part Number	Width (X)	Height (Y)	Angle ° (Z)		Price	USC Price
Stand-alone		SPW-00013	4'	1.5'	15°	Stand-alone	\$1,788.19	\$1,500.80
		SPW-00017	6'	1.5'	15°	Stand-alone	\$2,328.56	\$1,954.32
		SPW-00021	8'	1.5'	15°	Stand-alone	\$2,906.16	\$2,439.10
		SPW-00025	4'	2'	15°	Stand-alone	\$1,858.89	\$1,560.14
		SPW-00029	6'	2'	15°	Stand-alone	\$2,429.80	\$2,039.30
		SPW-00033	8'	2'	15°	Stand-alone	\$3,039.16	\$2,550.72
		SPW-00037	4'	2.5'	15°	Stand-alone	\$1,945.75	\$1,633.04
		SPW-00041	6'	2.5'	15°	Stand-alone	\$2,545.41	\$2,136.33
		SPW-00045	8'	2.5'	15°	Stand-alone	\$3,186.18	\$2,674.12

Stand-alone: Includes Wedge section, corner plate, threshold, left & right side enclosures.

		Part Number	Width (X)	Height (Y)	Angle ° (Z)		Price	USC Price
Stand-alone		SPW-00073	4'	2.5'	20°	Stand-alone	\$1,945.75	\$1,633.04
		SPW-00077	6'	2.5'	20°	Stand-alone	\$2,545.41	\$2,136.33
		SPW-00081	8'	2.5'	20°	Stand-alone	\$3,186.18	\$2,674.12
		SPW-00085	4'	3'	20°	Stand-alone	\$2,030.30	\$1,704.00
		SPW-00089	6'	3'	20°	Stand-alone	\$2,700.45	\$2,266.45
		SPW-00093	8'	3'	20°	Stand-alone	\$3,246.91	\$2,725.08
		SPW-00097	4'	3.5'	20°	Stand-alone	\$2,264.06	\$1,900.19
		SPW-00101	6'	3.5'	20°	Stand-alone	\$2,916.57	\$2,447.83
		SPW-00105	8'	3.5'	20°	Stand-alone	\$3,453.82	\$2,898.74
		SPW-00109	4'	4'	20°	Stand-alone	\$2,286.94	\$1,919.40
		SPW-00113	6'	4'	20°	Stand-alone	\$2,953.19	\$2,478.57
		SPW-00117	8'	4'	20°	Stand-alone	\$3,499.60	\$2,937.16

Stand-alone: Includes Wedge section, corner plate, threshold, left & right side enclosures.

		Part Number	Width (X)	Height (Y)	Angle ° (Z)		Price	USC Price
Stand-alone		SPW-00133	4'	2'	25°	Stand-alone	\$1,858.89	\$1,560.14
		SPW-00137	6'	2'	25°	Stand-alone	\$2,429.80	\$2,039.30
		SPW-00141	8'	2'	25°	Stand-alone	\$3,039.16	\$2,550.72
		SPW-00145	4'	2.5'	25°	Stand-alone	\$1,945.75	\$1,633.04
		SPW-00149	6'	2.5'	25°	Stand-alone	\$2,545.41	\$2,136.33
		SPW-00153	8'	2.5'	25°	Stand-alone	\$3,186.18	\$2,674.12
		SPW-00157	4'	3'	25°	Stand-alone	\$2,030.30	\$1,704.00
		SPW-00161	6'	3'	25°	Stand-alone	\$2,700.45	\$2,266.45
		SPW-00165	8'	3'	25°	Stand-alone	\$3,246.91	\$2,725.08
		SPW-00169	4'	3.5'	25°	Stand-alone	\$2,264.06	\$1,900.19
SPW-00173	6'	3.5'	25°	Stand-alone	\$3,453.82	\$2,898.74		

Stand-alone: Includes Wedge section, corner plate, threshold, left & right side enclosures.

**Spohn Ranch
US Communities**

Wedge: Interior Street		Part Number	Width (X)	Height (Y)	Angle ° (Z)		Price	USC Price
Left Section		SPW-00014	4'	1.5'	15°	Left	\$1,566.22	\$1,314.50
		SPW-00018	6'	1.5'	15°	Left	\$2,110.76	\$1,771.53
		SPW-00022	8'	1.5'	15°	Left	\$2,691.77	\$2,259.16
		SPW-00026	4'	2'	15°	Left	\$1,635.55	\$1,372.69
		SPW-00030	6'	2'	15°	Left	\$2,210.29	\$1,855.06
		SPW-00034	8'	2'	15°	Left	\$2,822.61	\$2,368.98
		SPW-00038	4'	2.5'	15°	Left	\$1,698.48	\$1,425.51
		SPW-00042	6'	2.5'	15°	Left	\$2,282.47	\$1,915.64
		SPW-00046	8'	2.5'	15°	Left	\$2,906.67	\$2,439.52
Left Side: Includes Wedge section, corner plate, threshold, left side enclosure.								
Wedge: Interior Street		Part Number	Width (X)	Height (Y)	Angle ° (Z)		Price	USC Price
Left Section		SPW-00074	4'	2.5'	20°	Left	\$1,698.48	\$1,425.51
		SPW-00078	6'	2.5'	20°	Left	\$2,282.47	\$1,915.64
		SPW-00082	8'	2.5'	20°	Left	\$2,906.67	\$2,439.52
		SPW-00086	4'	3'	20°	Left	\$1,755.41	\$1,473.29
		SPW-00090	6'	3'	20°	Left	\$2,421.17	\$2,032.05
		SPW-00094	8'	3'	20°	Left	\$2,962.13	\$2,486.08
		SPW-00098	4'	3.5'	20°	Left	\$1,845.68	\$1,549.05
		SPW-00102	6'	3.5'	20°	Left	\$2,482.12	\$2,083.21
		SPW-00106	8'	3.5'	20°	Left	\$3,006.10	\$2,522.98
		SPW-00110	4'	4'	20°	Left	\$1,876.19	\$1,574.66
		SPW-00114	6'	4'	20°	Left	\$2,530.95	\$2,124.19
		SPW-00118	8'	4'	20°	Left	\$3,067.14	\$2,574.21
		Left Side: Includes Wedge section, corner plate, threshold, left side enclosure.						
Wedge: Interior Street		Part Number	Width (X)	Height (Y)	Angle ° (Z)		Price	USC Price
Left Section		SPW-00134	4'	2'	25°	Left	\$1,635.55	\$1,372.69
		SPW-00138	6'	2'	25°	Left	\$2,210.29	\$1,855.06
		SPW-00142	8'	2'	25°	Left	\$2,822.61	\$2,368.98
		SPW-00146	4'	2.5'	25°	Left	\$1,698.48	\$1,425.51
		SPW-00150	6'	2.5'	25°	Left	\$2,282.47	\$1,915.64
		SPW-00154	8'	2.5'	25°	Left	\$2,906.67	\$2,439.52
		SPW-00158	4'	3'	25°	Left	\$1,755.41	\$1,473.29
		SPW-00162	6'	3'	25°	Left	\$2,421.17	\$2,032.05
		SPW-00166	8'	3'	25°	Left	\$2,962.13	\$2,486.08
		SPW-00170	4'	3.5'	25°	Left	\$1,845.68	\$1,549.05
		SPW-00174	8'	3.5'	25°	Left	\$3,006.10	\$2,522.98
Left Side: Includes Wedge section, corner plate, threshold, left side enclosure.								
Wedge: Interior Street		Part Number	Width (X)	Height (Y)	Angle ° (Z)		Price	USC Price
Right Section		SPW-00015	4'	1.5'	15°	Right	\$1,566.22	\$1,314.50
		SPW-00019	6'	1.5'	15°	Right	\$2,110.76	\$1,771.53
		SPW-00023	8'	1.5'	15°	Right	\$2,691.77	\$2,259.16
		SPW-00027	4'	2'	15°	Right	\$1,635.55	\$1,372.69
		SPW-00031	6'	2'	15°	Right	\$2,210.29	\$1,855.06
		SPW-00035	8'	2'	15°	Right	\$2,822.61	\$2,368.98
		SPW-00039	4'	2.5'	15°	Right	\$1,698.48	\$1,425.51
		SPW-00043	6'	2.5'	15°	Right	\$2,282.47	\$1,915.64
		SPW-00047	8'	2.5'	15°	Right	\$2,906.67	\$2,439.52
Right Side: Includes Wedge section, corner plate, threshold, right side enclosure.								
Wedge: Interior Street		Part Number	Width (X)	Height (Y)	Angle ° (Z)		Price	USC Price
Right Section		SPW-00075	4'	2.5'	20°	Right	\$1,698.48	\$1,425.51
		SPW-00079	6'	2.5'	20°	Right	\$2,282.47	\$1,915.64
		SPW-00083	8'	2.5'	20°	Right	\$2,906.67	\$2,439.52
		SPW-00087	4'	3'	20°	Right	\$1,755.41	\$1,473.29
		SPW-00091	6'	3'	20°	Right	\$2,421.17	\$2,032.05
		SPW-00095	8'	3'	20°	Right	\$2,962.13	\$2,486.08
		SPW-00099	4'	3.5'	20°	Right	\$1,845.68	\$1,549.05
		SPW-00103	6'	3.5'	20°	Right	\$2,482.12	\$2,083.21
		SPW-00107	8'	3.5'	20°	Right	\$3,006.10	\$2,522.98
		SPW-00111	4'	4'	20°	Right	\$1,876.19	\$1,574.66
		SPW-00115	6'	4'	20°	Right	\$2,530.95	\$2,124.19
		SPW-00119	8'	4'	20°	Right	\$3,067.14	\$2,574.21
		Right Side: Includes Wedge section, corner plate, threshold, right side enclosure.						
Wedge: Interior Street		Part Number	Width (X)	Height (Y)	Angle ° (Z)		Price	USC Price
Right Section		SPW-00135	4'	2'	25°	Right	\$1,635.55	\$1,372.69
		SPW-00139	6'	2'	25°	Right	\$2,210.29	\$1,855.06
		SPW-00143	8'	2'	25°	Right	\$2,822.61	\$2,368.98
		SPW-00147	4'	2.5'	25°	Right	\$1,698.48	\$1,425.51
		SPW-00151	6'	2.5'	25°	Right	\$2,282.47	\$1,915.64
		SPW-00155	8'	2.5'	25°	Right	\$2,906.67	\$2,439.52
		SPW-00159	4'	3'	25°	Right	\$1,755.41	\$1,473.29
		SPW-00163	6'	3'	25°	Right	\$2,421.17	\$2,032.05
		SPW-00167	8'	3'	25°	Right	\$2,962.13	\$2,486.08
		SPW-00171	4'	3.5'	25°	Right	\$1,845.68	\$1,549.05
		SPW-00175	8'	3.5'	25°	Right	\$3,006.10	\$2,522.98
Right Side: Includes Wedge section, corner plate, threshold, right side enclosure.								






**Spohn Ranch
US Communities**

		Wedge: Interior Street	Part Number	Width (X)	Height (Y)	Angle ° (Z)		Price	USC Price
Center Section			SPW-00016	4'	1.5'	15°	Center	\$1,411.13	\$1,184.34
			SPW-00020	6'	1.5'	15°	Center	\$1,888.12	\$1,584.67
			SPW-00024	8'	1.5'	15°	Center	\$2,572.41	\$2,158.99
			SPW-00028	4'	2'	15°	Center	\$1,479.09	\$1,241.38
			SPW-00032	6'	2'	15°	Center	\$1,985.94	\$1,666.77
			SPW-00036	8'	2'	15°	Center	\$2,701.11	\$2,267.00
			SPW-00040	4'	2.5'	15°	Center	\$1,485.54	\$1,246.79
			SPW-00044	6'	2.5'	15°	Center	\$2,062.42	\$1,730.96
			SPW-00048	8'	2.5'	15°	Center	\$2,727.15	\$2,288.86
		Center section: Includes Wedge section, corner plate, threshold, no side enclosure.							
Center Section			SPW-00076	4'	2.5'	20°	Center	\$1,485.54	\$1,246.79
			SPW-00080	6'	2.5'	20°	Center	\$2,062.42	\$1,730.96
			SPW-00084	8'	2.5'	20°	Center	\$2,727.15	\$2,288.86
			SPW-00088	4'	3'	20°	Center	\$1,578.92	\$1,325.17
			SPW-00092	6'	3'	20°	Center	\$2,264.89	\$1,900.89
			SPW-00096	8'	3'	20°	Center	\$2,831.12	\$2,376.12
			SPW-00100	4'	3.5'	20°	Center	\$1,608.37	\$1,349.88
			SPW-00104	6'	3.5'	20°	Center	\$2,303.39	\$1,933.20
			SPW-00108	8'	3.5'	20°	Center	\$2,879.24	\$2,416.50
			SPW-00112	4'	4'	20°	Center	\$1,472.43	\$1,235.79
			SPW-00116	6'	4'	20°	Center	\$2,122.79	\$1,781.63
			SPW-00120	8'	4'	20°	Center	\$2,653.49	\$2,227.04
		Center section: Includes Wedge section, corner plate, threshold, no side enclosure.							
Center Section			SPW-00136	4'	2'	25°	Center	\$1,479.09	\$1,241.38
			SPW-00140	6'	2'	25°	Center	\$1,985.94	\$1,666.77
			SPW-00144	8'	2'	25°	Center	\$2,701.11	\$2,267.00
			SPW-00148	4'	2.5'	25°	Center	\$1,485.54	\$1,246.79
			SPW-00152	6'	2.5'	25°	Center	\$2,062.42	\$1,730.96
			SPW-00156	8'	2.5'	25°	Center	\$2,727.15	\$2,288.86
			SPW-00160	4'	3'	25°	Center	\$1,578.92	\$1,325.17
			SPW-00164	6'	3'	25°	Center	\$2,264.89	\$1,900.89
			SPW-00168	8'	3'	25°	Center	\$2,831.12	\$2,376.12
			SPW-00172	4'	3.5'	25°	Center	\$1,608.37	\$1,349.88
			SPW-00176	6'	3.5'	25°	Center	\$2,303.39	\$1,933.20
			SPW-00180	8'	3.5'	25°	Center	\$2,879.24	\$2,416.50
		Center section: Includes Wedge section, corner plate, threshold, no side enclosure.							
Stand-alone			SPW-00181	6'	4'	25°	Stand-alone	\$2,953.19	\$2,478.57
			SPW-00185	8'	4'	25°	Stand-alone	\$3,499.60	\$2,937.16
			SPW-00193	6'	5'	25°	Stand-alone	\$4,039.52	\$3,390.31
			SPW-00197	8'	5'	25°	Stand-alone	\$4,816.66	\$4,042.56
			SPW-00205	6'	6'	25°	Stand-alone	\$4,216.39	\$3,538.75
			SPW-00209	8'	6'	25°	Stand-alone	\$4,977.15	\$4,177.25
			SPW-00217	6'	7'	25°	Stand-alone	\$4,290.52	\$3,600.97
			SPW-00221	8'	7'	25°	Stand-alone	\$5,002.82	\$4,198.80
			SPW-00241	6'	4'	30°	Stand-alone	\$2,953.19	\$2,478.57
			SPW-00245	8'	4'	30°	Stand-alone	\$3,499.60	\$2,937.16
			SPW-00253	6'	5'	30°	Stand-alone	\$3,584.30	\$3,008.25
			SPW-00257	8'	5'	30°	Stand-alone	\$4,234.28	\$3,553.77
		Stand-alone: Includes Wedge section, corner plate, threshold, left & right side enclosures.							
Stand-alone			SPW-00265	6'	6'	30°	Stand-alone	\$3,816.91	\$3,203.47
			SPW-00269	8'	6'	30°	Stand-alone	\$4,480.22	\$3,760.19
			SPW-00277	6'	7'	30°	Stand-alone	\$4,290.52	\$3,600.97
			SPW-00281	8'	7'	30°	Stand-alone	\$5,002.82	\$4,198.80
			SPW-00301	6'	4'	35°	Stand-alone	\$2,953.19	\$2,478.57
			SPW-00305	8'	4'	35°	Stand-alone	\$3,499.60	\$2,937.16
			SPW-00313	6'	5'	35°	Stand-alone	\$3,584.30	\$3,008.25
			SPW-00317	8'	5'	35°	Stand-alone	\$4,234.28	\$3,553.77
			SPW-00325	6'	6'	35°	Stand-alone	\$3,816.91	\$3,203.47
			SPW-00329	8'	6'	35°	Stand-alone	\$4,480.22	\$3,760.19
			SPW-00337	6'	7'	35°	Stand-alone	\$4,290.52	\$3,600.97
			SPW-00341	8'	7'	35°	Stand-alone	\$5,002.82	\$4,198.80
		Stand-alone: Includes Wedge section, corner plate, threshold, left & right side enclosures.							

**Spohn Ranch
US Communities**

		Wedge: Perimeter Street	Part Number	Width (X)	Height (Y)	Angle ° (Z)		Price	USC Price
Left Section			SPW-00182	6'	4'	25°	Left	\$2,530.95	\$2,124.19
			SPW-00186	8'	4'	25°	Left	\$3,067.14	\$2,574.21
			SPW-00194	6'	5'	25°	Left	\$3,064.42	\$2,571.92
			SPW-00198	8'	5'	25°	Left	\$3,708.90	\$3,112.83
			SPW-00206	6'	6'	25°	Left	\$3,224.11	\$2,705.95
			SPW-00210	8'	6'	25°	Left	\$3,884.68	\$3,260.35
			SPW-00218	6'	7'	25°	Left	\$3,546.70	\$2,976.69
			SPW-00222	8'	7'	25°	Left	\$4,181.78	\$3,509.71
			SPW-00242	6'	4'	30°	Left	\$2,530.95	\$2,124.19
			SPW-00246	8'	4'	30°	Left	\$3,067.14	\$2,574.21
			SPW-00254	6'	5'	30°	Left	\$3,064.42	\$2,571.92
			SPW-00258	8'	5'	30°	Left	\$3,708.90	\$3,112.83
		Left Side: Includes Wedge section, corner plate, threshold, left side enclosure.							
Left Section			SPW-00266	6'	6'	30°	Left	\$3,224.11	\$2,705.95
			SPW-00270	8'	6'	30°	Left	\$3,884.68	\$3,260.35
			SPW-00278	6'	7'	30°	Left	\$3,546.70	\$2,976.69
			SPW-00282	8'	7'	30°	Left	\$4,181.78	\$3,509.71
			SPW-00302	6'	4'	35°	Left	\$2,530.95	\$2,124.19
			SPW-00306	8'	4'	35°	Left	\$3,067.14	\$2,574.21
			SPW-00314	6'	5'	35°	Left	\$3,064.42	\$2,571.92
			SPW-00318	8'	5'	35°	Left	\$3,708.90	\$3,112.83
			SPW-00326	6'	6'	35°	Left	\$3,224.11	\$2,705.95
			SPW-00330	8'	6'	35°	Left	\$3,884.68	\$3,260.35
			SPW-00338	6'	7'	35°	Left	\$3,546.70	\$2,976.69
			SPW-00342	8'	7'	35°	Left	\$4,181.78	\$3,509.71
		Left Side: Includes Wedge section, corner plate, threshold, left side enclosure.							
Right Section			SPW-00183	6'	4'	25°	Right	\$2,530.95	\$2,124.19
			SPW-00191	4'	5'	25°	Right	\$2,274.80	\$1,909.21
			SPW-00195	6'	5'	25°	Right	\$3,064.42	\$2,571.92
			SPW-00199	8'	5'	25°	Right	\$3,708.90	\$3,112.83
			SPW-00207	6'	6'	25°	Right	\$3,224.11	\$2,705.95
			SPW-00211	8'	6'	25°	Right	\$3,884.68	\$3,260.35
			SPW-00219	6'	7'	25°	Right	\$3,546.70	\$2,976.69
			SPW-00223	8'	7'	25°	Right	\$4,181.78	\$3,509.71
			SPW-00243	6'	4'	30°	Right	\$2,530.95	\$2,124.19
			SPW-00247	8'	4'	30°	Right	\$3,067.14	\$2,574.21
			SPW-00255	6'	5'	30°	Right	\$3,064.42	\$2,571.92
			SPW-00259	8'	5'	30°	Right	\$3,708.90	\$3,112.83
		Right Side: Includes Wedge section, corner plate, threshold, right side enclosure.							
Right Section			SPW-00267	6'	6'	30°	Right	\$3,224.11	\$2,705.95
			SPW-00271	8'	6'	30°	Right	\$3,884.68	\$3,260.35
			SPW-00279	6'	7'	30°	Right	\$3,546.70	\$2,976.69
			SPW-00283	8'	7'	30°	Right	\$4,181.78	\$3,509.71
			SPW-00303	6'	4'	35°	Right	\$2,530.95	\$2,124.19
			SPW-00307	8'	4'	35°	Right	\$3,067.14	\$2,574.21
			SPW-00315	6'	5'	35°	Right	\$3,064.42	\$2,571.92
			SPW-00319	8'	5'	35°	Right	\$3,708.90	\$3,112.83
			SPW-00327	6'	6'	35°	Right	\$3,224.11	\$2,705.95
			SPW-00331	8'	6'	35°	Right	\$3,884.68	\$3,260.35
			SPW-00339	6'	7'	35°	Right	\$3,546.70	\$2,976.69
			SPW-00343	8'	7'	35°	Right	\$4,181.78	\$3,509.71
		Right Side: Includes Wedge section, corner plate, threshold, right side enclosure.							
Center Section			SPW-00184	6'	4'	25°	Center	\$2,122.79	\$1,781.63
			SPW-00188	8'	4'	25°	Center	\$2,653.49	\$2,227.04
			SPW-00196	6'	5'	25°	Center	\$2,544.54	\$2,135.59
			SPW-00200	8'	5'	25°	Center	\$3,183.53	\$2,671.89
			SPW-00208	6'	6'	25°	Center	\$2,609.34	\$2,189.98
			SPW-00212	8'	6'	25°	Center	\$3,261.68	\$2,737.48
			SPW-00220	6'	7'	25°	Center	\$2,805.30	\$2,354.44
			SPW-00224	8'	7'	25°	Center	\$3,506.62	\$2,943.06
			SPW-00244	6'	4'	30°	Center	\$2,122.79	\$1,781.63
			SPW-00248	8'	4'	30°	Center	\$2,653.49	\$2,227.04
			SPW-00256	6'	5'	30°	Center	\$2,544.54	\$2,135.59
			SPW-00260	8'	5'	30°	Center	\$3,183.53	\$2,671.89
		Center section: Includes Wedge section, corner plate, threshold, no side enclosure.							
Center Section			SPW-00268	6'	6'	30°	Center	\$2,609.34	\$2,189.98
			SPW-00272	8'	6'	30°	Center	\$3,261.68	\$2,737.48
			SPW-00280	6'	7'	30°	Center	\$2,805.30	\$2,354.44
			SPW-00284	8'	7'	30°	Center	\$3,506.62	\$2,943.06
			SPW-00304	6'	4'	35°	Center	\$2,122.79	\$1,781.63
			SPW-00308	8'	4'	35°	Center	\$2,653.49	\$2,227.04
			SPW-00316	6'	5'	35°	Center	\$2,544.54	\$2,135.59
			SPW-00320	8'	5'	35°	Center	\$3,183.53	\$2,671.89
			SPW-00328	6'	6'	35°	Center	\$2,609.34	\$2,189.98
			SPW-00332	8'	6'	35°	Center	\$3,261.68	\$2,737.48
			SPW-00340	6'	7'	35°	Center	\$2,805.30	\$2,354.44
			SPW-00344	8'	7'	35°	Center	\$3,506.62	\$2,943.06
		Center section: Includes Wedge section, corner plate, threshold, no side enclosure.							

**Spohn Ranch
US Communities**

Hips: Perimeter Street		Part Number	Width (X)	Height (Y)	Angle ° (Z)		Price	USC Price
Center Section		SPW-00357	-	1.5'	15°	Center: Hipped Corner	\$3,193.07	\$2,679.90
		SPW-00358	-	2'	15°	Center: Hipped Corner	\$3,387.59	\$2,843.15
		SPW-00359	-	2.5'	15°	Center: Hipped Corner	\$3,613.33	\$3,032.61
		SPW-00360	-	1.5'	20°	Center: Hipped Corner	\$3,193.07	\$2,679.90
		SPW-00361	-	2'	20°	Center: Hipped Corner	\$3,387.59	\$2,843.15
		SPW-00362	-	2.5'	20°	Center: Hipped Corner	\$3,613.33	\$3,032.61
		SPW-00363	-	3'	20°	Center: Hipped Corner	\$4,673.66	\$3,922.54
		SPW-00364	-	4'	20°	Center: Hipped Corner	\$5,385.18	\$4,519.70
		SPW-00365	-	2'	25°	Center: Hipped Corner	\$3,387.59	\$2,843.15
		SPW-00366	-	2.5'	25°	Center: Hipped Corner	\$3,613.33	\$3,032.61
		SPW-00367	-	3'	25°	Center: Hipped Corner	\$4,673.66	\$3,922.54
		SPW-00368	-	3.5'	25°	Center: Hipped Corner	\$5,029.42	\$4,221.12
Center section: Includes Wedge section, corner plate, threshold, no side enclosure.								
Hips: Perimeter Street		Part Number	Width (X)	Height (Y)	Angle ° (Z)		Price	USC Price
Center Section		SPW-00369	-	4'	25°	Center: Hipped Corner	\$5,385.18	\$4,519.70
		SPW-00370	-	5'	25°	Center: Hipped Corner	\$6,097.80	\$5,117.80
		SPW-00371	-	6'	25°	Center: Hipped Corner	\$7,762.88	\$6,515.27
		SPW-00372	-	7'	25°	Center: Hipped Corner	\$8,507.59	\$7,140.30
		SPW-00373	-	8'	25°	Center: Hipped Corner	\$9,146.02	\$7,676.13
		SPW-00374	-	4'	30°	Center: Hipped Corner	\$5,385.18	\$4,519.70
		SPW-00375	-	5'	30°	Center: Hipped Corner	\$6,097.80	\$5,117.80
		SPW-00376	-	6'	30°	Center: Hipped Corner	\$7,762.88	\$6,515.27
		SPW-00377	-	7'	30°	Center: Hipped Corner	\$8,507.59	\$7,140.30
		SPW-00378	-	4'	35°	Center: Hipped Corner	\$5,385.18	\$4,519.70
		SPW-00379	-	5'	35°	Center: Hipped Corner	\$6,097.80	\$5,117.80
		SPW-00380	-	6'	35°	Center: Hipped Corner	\$7,762.88	\$6,515.27
Center section: Includes Wedge section, corner plate, threshold, no side enclosure.								
Kicker Wedge		Part Number	Width (X)	Height (Y)	Deck (Z)		Price	USC Price
Center		W-00384	4'	5'	30°	Center	\$1,805.01	\$1,514.92
		W-00385	6'	5'	30°	Center	\$2,335.34	\$1,960.02
		W-00386	8'	5'	30°	Center	\$3,298.67	\$2,768.53
		W-00387	4'	6'	30°	Center	\$2,075.76	\$1,742.16
		W-00388	6'	6'	30°	Center	\$2,685.64	\$2,254.02
		W-00389	8'	6'	30°	Center	\$3,793.48	\$3,183.81
		W-00396	4'	4'	35°	Center	\$1,481.10	\$1,243.07
		W-00397	6'	4'	35°	Center	\$1,885.18	\$1,582.21
		W-00398	8'	4'	35°	Center	\$2,944.78	\$2,471.51
		W-00399	4'	5'	35°	Center	\$1,805.01	\$1,514.92
		W-00400	6'	5'	35°	Center	\$2,335.34	\$1,960.02
		W-00401	8'	5'	35°	Center	\$3,298.67	\$2,768.53
Center section: Includes Wedge section, corner plate, threshold, no side enclosure.								
Additional Options		Part Number	Width (X)	Height (Y)	Deck (Z)		Price	USC Price
FOR FULLY-ENCLOSED EQUIPMENT, ADD:								



U.S. COMMUNITIES 2018 PRICING SCHEDULE THE FOUNTAIN PEOPLE PRODUCTS

Part No.	Size	Product Description	MSRP Price	USC Price
N-144	1-1/2"	Aerator Nozzle w/Swivel and Screen	\$ 1,261.00	\$ 1,197.95
N-145	2"	Aerator Nozzle w/Swivel and Screen	\$ 1,404.00	\$ 1,333.80
N-146	3"	Aerator Nozzle w/Swivel and Screen	\$ 1,950.00	\$ 1,852.50
Note:		The N-147L is not available with a trash screen		
HOLLOW-BORE & SWIVEL				
EAA-050AX	1/2"	Hollow-Bore Aerator Nozzle w/Swivel	\$ 276.00	\$ 262.20
EAA-100AX	1"	Hollow-Bore Aerator Nozzle w/Swivel	\$ 505.00	\$ 479.75
EAA-150AX	1-1/2"	Hollow-Bore Aerator Nozzle w/Swivel	\$ 666.00	\$ 632.70
EAA-200AX	2"	Hollow-Bore Aerator Nozzle w/Swivel	\$ 814.00	\$ 773.30
EAA-300AX	3"	Hollow-Bore Aerator Nozzle w/Swivel	\$ 1,423.00	\$ 1,351.85
HOLLOW-BORE LESS SWIVEL				
EAA-050L	1/2"	Hollow-Bore Aerator Nozzle Less Swivel	\$ 162.00	\$ 153.90
EAA-100L	1"	Hollow-Bore Aerator Nozzle Less Swivel	\$ 258.00	\$ 245.10
EAA-150L	1-1/2"	Hollow-Bore Aerator Nozzle Less Swivel	\$ 315.00	\$ 299.25
EAA-200L	2"	Hollow-Bore Aerator Nozzle Less Swivel	\$ 500.00	\$ 475.00
EAA-300L	3"	Hollow-Bore Aerator Nozzle Less Swivel	\$ 655.00	\$ 622.25
FOAM JET W/ SWIVEL				
EAF-100X	1/2"	Foam Nozzle w/Swivel	\$ 500.00	\$ 475.00
EAF-150X	3/4"	Foam Nozzle w/Swivel	\$ 699.00	\$ 664.05
EAF-200X	1"	Foam Nozzle w/Swivel	\$ 838.00	\$ 796.10
EAF-300X	1-1/2"	Foam Nozzle w/Swivel	\$ 1,165.00	\$ 1,106.75
FOAM JET LESS SWIVEL				
EAF-100L	1/2"	Foam Jet, Less Swivel, 1/2" FIP	\$ 308.00	\$ 292.60
EAF-150L	3/4"	Foam Jet Less Swivel, 3/4" FIP	\$ 415.00	\$ 394.25
EAF-200L	1"	Foam Jet Less Swivel, 1" FIP	\$ 543.00	\$ 515.85
EAF-300L	1-1/2"	Foam Jet Less Swivel, 1-1/2" FIP	\$ 821.00	\$ 779.95
Note:		NPT sizes for Foam Jet Nozzles		
DOMINATOR NOZZLE				
EAD-075	3/4"	Dominator Nozzle	\$ 379.00	\$ 360.05
EAD-100	1"	Dominator Nozzle	\$ 490.00	\$ 465.50
EAD-150	1-1/2"	Dominator Nozzle	\$ 814.00	\$ 773.30
JET CLUSTER				
N-81	1-1/2"	Jet Cluster Nozzle	\$ 529.00	\$ 502.55
FLUSH JET CLUSTER				
EPF-100	1"	Flush Jet Cluster w/(9) Jets	\$ 566.00	\$ 537.70
EPF-150	1-1/2"	Flush Jet Cluster w/(17) Jets	\$ 673.00	\$ 639.35
EPF-200	2"	Flush Jet Cluster w/(20) Jets	\$ 705.00	\$ 669.75
EPF-300	3"	Flush Jet Cluster w/(37) Jets	\$ 1,448.00	\$ 1,375.60
EPF-400	4"	Flush Jet Cluster w/(57) Jets	\$ 1,648.00	\$ 1,565.60
PRECISION POD				
N-350	10"	Precision Pod w/(57) Nozzles	\$ 4,992.00	\$ 4,742.40
N-370	18"	Precision Pod w/(13) Nozzles	\$ 15,378.00	\$ 14,609.10

Part No.	Size	Product Description	MSRP Price	USC Price
AERATED POD				
N-355	10"	Aerated Pod w/(7) Nozzles	\$ 9,824.00	\$ 9,332.80
N-360	18"	Aerated Pod w/(7) Nozzles	\$ 13,277.00	\$ 12,613.15
N-365	18"	Aerated Pod w/(17) Nozzles	\$ 24,724.00	\$ 23,487.80
SMOOTH BORE				
N-110	1"	Smooth Bore Nozzle	\$ 193.00	\$ 183.35
N-111	1-1/2"	Smooth Bore Nozzle	\$ 267.00	\$ 253.65
N-112	2"	Smooth Bore Nozzle	\$ 281.00	\$ 266.95
N-113	3"	Smooth Bore Nozzle	\$ 522.00	\$ 495.90
N-114	4"	Smooth Bore Nozzle	\$ 610.00	\$ 579.50
N-115	5"	Smooth Bore Nozzle	\$ 619.00	\$ 588.05
ADJUSTABLE SMOOTH BORE				
N-120	1"	Adjustable Smooth Bore Nozzle	\$ 313.00	\$ 297.35
N-121	1-1/2"	Adjustable Smooth Bore Nozzle	\$ 422.00	\$ 400.90
N-122	2"	Adjustable Smooth Bore Nozzle	\$ 517.00	\$ 491.15
N-123	3"	Adjustable Smooth Bore Nozzle	\$ 938.00	\$ 891.10
ADJUSTABLE PRECISION JET				
EPX-125	.125"	Orifice Adjustable Precision Jet	\$ 19.00	\$ 18.05
EPX-187	.187"	Orifice Adjustable Precision Jet	\$ 20.30	\$ 19.29
EPX-250	.250"	Orifice Adjustable Precision Jet	\$ 23.30	\$ 22.14
EPX-375	.375"	Orifice Adjustable Precision Jet	\$ 36.40	\$ 34.58
EPX-500	.500"	Orifice Adjustable Precision Jet	\$ 98.00	\$ 93.10
WATER CASTLE				
N-20	3/4"	Water Castle Nozzle	\$ 390.00	\$ 370.50
N-25	1-1/2"	Water Castle Nozzle	\$ 809.00	\$ 768.55
SPRAY RING				
EPR-18	18"	Spray Ring w/(18) Jets	\$ 2,906.00	\$ 2,760.70
EPR-24	24"	Spray Ring w/(24) Jets	\$ 4,060.00	\$ 3,857.00
EPR-30	30"	Spray Ring w/(30) Jets	\$ 4,524.00	\$ 4,297.80
EPR-36	36"	Spray Ring w/(36) Jets	\$ 4,864.00	\$ 4,620.80
EPR-48	48"	Spray Ring w/(48) Jets	\$ 6,012.00	\$ 5,711.40
EPR-60	60"	Spray Ring w/(60) Jets	\$ 7,435.00	\$ 7,063.25
EPR-72	72"	Spray Ring w/(72) Jets	\$ 10,121.00	\$ 9,614.95
EPR-96	96"	Spray Ring w/(96) Jets	\$ 12,420.00	\$ 11,799.00
EPR-120	10'	Spray Ring w/(120) Jets	\$ 15,200.00	\$ 14,440.00
EPR-180	15'	Spray Ring w/(180) Jets	\$ 21,800.00	\$ 20,710.00
EPR-240	20'	Spray Ring w/(240) Jets	\$ 28,510.00	\$ 27,084.50
ARCH JET				
EPA-100	1"	Arch Jet	\$ 276.00	\$ 262.20
EPA-150	1-1/2"	Arch Jet	\$ 750.00	\$ 712.50
EPA-200	2"	Arch Jet	\$ 1,177.00	\$ 1,118.15
EPA-300	3"	Arch Jet	\$ 1,284.00	\$ 1,219.80
FINGER JET				
N-77	1-1/4"	Finger Jet Nozzle w/Swivel	\$ 590.00	\$ 560.50
FAN JET				
EFF-150	1-1/2"	Fan Jet Nozzle	\$ 726.00	\$ 689.70
EFF-200	2"	Fan Jet Nozzle	\$ 785.00	\$ 745.75
MUSHROOM JET				
ESM-100A	1/2"	Mushroom Jet	\$ 286.00	\$ 271.70
ESM-150A	3/4"	Mushroom Jet	\$ 313.00	\$ 297.35

Part No.	Size	Product Description	MSRP Price	USC Price
ESM-200A	1"	Mushroom Jet	\$ 429.00	\$ 407.55
ESM-300A	1-1/2"	Mushroom Jet	\$ 500.00	\$ 475.00
CRYSTAL DOME				
ESD-112A	12"	High Crystal Dome Nozzle	\$ 429.00	\$ 407.55
ESD-118A	18"	High Crystal Dome Nozzle	\$ 464.00	\$ 440.80
ESD-124A	24"	High Crystal Dome Nozzle	\$ 524.00	\$ 497.80
MORNING GLORY				
N-210-35	3/4"	Morning Glory Nozzle w/35 Deg Cone	\$ 310.00	\$ 294.50
N-220-25	2"	Morning Glory Nozzle w/25 Deg Cone	\$ 524.00	\$ 497.80
N-220-35	2"	Morning Glory Nozzle w/35 Deg Cone	\$ 524.00	\$ 497.80
N-230-25	3"	Morning Glory Nozzle w/25 Deg Cone	\$ 703.00	\$ 667.85
N-230-35	3"	Morning Glory Nozzle w/35 Deg Cone	\$ 703.00	\$ 667.85
N-240-25	4"	Morning Glory Nozzle w/25 Deg Cone	\$ 905.00	\$ 859.75
N-240-35	4"	Morning Glory Nozzle w/35 Deg Cone	\$ 905.00	\$ 859.75
CLEAR SHEET BAR				
ESS-024	24"	Clear Sheet Bar	\$ 1,797.00	\$ 1,707.15
ESS-036	36"	Clear Sheet Bar	\$ 2,496.00	\$ 2,371.20
ESS-048	48"	Clear Sheet Bar	\$ 3,494.00	\$ 3,319.30
DANDELION SPHERE				
N-300	3'	Dandelion Sphere w/(29) Arms	\$ 6,207.00	\$ 5,896.65
N-301	4'	Dandelion Sphere w/(29) Arms	\$ 6,502.00	\$ 6,176.90
N-305	4'	Dandelion Sphere w/(61) Arms	\$ 10,730.00	\$ 10,193.50
N-306	5'	Dandelion Sphere w/(61) Arms	\$ 11,336.00	\$ 10,769.20
N-307	6'	Dandelion Sphere w/(61) Arms	\$ 12,013.00	\$ 11,412.35
N-320	8'	Dandelion Sphere w/(253) Arms	\$ 45,389.00	\$ 43,119.55
N-325	10'	Dandelion Sphere w/(385) Arms	\$ 70,014.00	\$ 66,513.30
DANDELION HEMISPHERE				
N-310	3'	Dandelion Hemisphere w/(15) Arms	\$ 5,107.00	\$ 4,851.65
N-311	4'	Dandelion Hemisphere w/(15) Arms	\$ 5,253.00	\$ 4,990.35
N-312	4'	Dandelion Hemisphere w/(31) Arms	\$ 7,034.00	\$ 6,682.30
N-313	5'	Dandelion Hemisphere w/(31) Arms	\$ 7,299.00	\$ 6,934.05
N-314	6'	Dandelion Hemisphere w/(31) Arms	\$ 7,564.00	\$ 7,185.80
N-330	8'	Dandelion Hemisphere w/(145) Arms	\$ 29,650.00	\$ 28,167.50
N-335	10'	Dandelion Hemisphere w/(193) Arms	\$ 40,757.00	\$ 38,719.15
DECORATIVE WALL FONT				
DWF-100		Decorative Wall Font	\$ 643.00	\$ 610.85
SCUPPERS				
EWS-200 *	2"	Scupper	\$ 548.00	\$ 520.60
EWS-300 *	3"	Scupper	\$ 899.00	\$ 854.05
EWS-400 *	4"	Scupper	\$ 1,525.00	\$ 1,448.75
Note: *Designate scupper backplate shape desired: R-Round, S-Square, D-Diamon				
SWIVELS				
EXB-012	1/8"	MXF Nozzle Swivel	\$ 84.00	\$ 79.80
EXB-025	1/4"	MXF Nozzle Swivel	\$ 91.00	\$ 86.45
EXB-037	3/8"	MXF Nozzle Swivel	\$ 113.00	\$ 107.35
EXB-050	1/2"	MXF Nozzle Swivel	\$ 203.00	\$ 192.85
EXB-075	3/4"	MXF Nozzle Swivel	\$ 260.00	\$ 247.00
EXB-100	1"	MXF Nozzle Swivel	\$ 269.00	\$ 255.55
EXB-125	1-1/4"	FXF Nozzle Swivel	\$ 313.00	\$ 297.35
EXB-150	1-1/2"	FXF Nozzle Swivel	\$ 403.00	\$ 382.85

Part No.	Size	Product Description	MSRP Price	USC Price
EXB-200	2"	FXF Nozzle Swivel	\$ 541.00	\$ 513.95
EXB-300	3"	FXF Nozzle Swivel	\$ 1,066.00	\$ 1,012.70
FLOOR SWIVELS				
FFS-100	1"	Floor Swivel	\$ 281.00	\$ 266.95
FFS-125	1-1/4"	Floor Swivel	\$ 324.00	\$ 307.80
FFS-150	1-1/2"	Floor Swivel	\$ 416.00	\$ 395.20
FFS-200	2"	Floor Swivel	\$ 552.00	\$ 524.40
FFS-300	3"	Floor Swivel	\$ 1,082.00	\$ 1,027.90
FOUNTAIN-IN-A-CAN				
Note: Consult Factory on all Fountain-in-a-Can Products, pages 38-43				
BRONZES				
LION		Lion Wall Font	\$ 2,194.00	\$ 2,084.30
TIGER		Tiger Wall Font	\$ 2,259.00	\$ 2,146.05
BEAR		Bear Wall Font	\$ 2,259.00	\$ 2,146.05
DOLPHIN		Dolphin Wall Font	\$ 2,092.00	\$ 1,987.40
HUMMINGBIRD		Hummingbird Wall Font	\$ 2,092.00	\$ 1,987.40
NORTH WIND		North Wind Wall Font	\$ 2,282.00	\$ 2,167.90
FROG		Frog Base Font	\$ 1,997.00	\$ 1,897.15
SUN		Sun Wall Font	\$ 1,903.00	\$ 1,807.85
WATER LILIES		Water Lilies Wall Font	\$ 1,783.00	\$ 1,693.85
ROSETTE		Rosette Wall Font	\$ 2,080.00	\$ 1,976.00
ANGEL		Angel Wall Font	\$ 2,021.00	\$ 1,919.95
SCUPPER		Scupper Wall Font	\$ 1,754.00	\$ 1,666.30
MEDITERRANEAN SCUPPER		Mediterranean Scupper Wall Font	\$ 1,783.00	\$ 1,693.85
SHELL SCONCE		Shell Sconce Wall Font	\$ 2,140.00	\$ 2,033.00
CLASSIC SHELL SCONCE		Classic Shell Sconce Wall Font	\$ 2,734.00	\$ 2,597.30
LEAF & VINE		Leaf & Vine Escutcheon Wall Font/Cover Plate	\$ 1,783.00	\$ 1,693.85
LOTUS		Lotus Escutcheon Wall Font/Cover Plate	\$ 1,783.00	\$ 1,693.85
PAPYRUS		Papyrus Escutcheon Wall Font/Cover Plate	\$ 1,783.00	\$ 1,693.85
DRAIN COVER		Decorative Drain Cover	\$ 2,711.00	\$ 2,575.45
UNDERWATER FREESTANDING LIGHT FIXTURES				
Note: Consult Factory on all LED, Lumen, and LED Light Controller pricing (catalog				
LLP-100-LA		100W, 12V, Less Lamp	\$ 712.00	\$ 676.40
LLP-100-HA		100W, 120V, Less Lamp	\$ 712.00	\$ 676.40
LLP-150-HA		150W, 120V, Less Lamp	\$ 712.00	\$ 676.40
LLP-250-HA		250W, 120V, Less Lamp	\$ 712.00	\$ 676.40
LLP-500-HA		500W, 120V, Less Lamp	\$ 712.00	\$ 676.40
LLP-100-LA-LP		100W, 12V, With Lamp	\$ 757.00	\$ 719.15
LLP-100-HA-LP		100W, 120V, With Lamp	\$ 733.00	\$ 696.35
LLP-150-HA-LP		150W, 120V, With Lamp	\$ 733.00	\$ 696.35
LLP-250-HA-LP		250W, 120V, With Lamp	\$ 733.00	\$ 696.35
LLP-500-HA-LP		500W, 120V, With Lamp	\$ 733.00	\$ 696.35
LLP-100-PHBA		100W, 120V, Less Lamp	\$ 778.00	\$ 739.10
LLP-116-HBA		116W, 120V, Less Lamp	\$ 838.00	\$ 796.10
LLP-150-PHBA		150W, 120V, Less Lamp	\$ 778.00	\$ 739.10
LLP-250-HBA		250W, 120V, Less Lamp	\$ 849.00	\$ 806.55
LLP-250-PHBA		250W, 120V, Less Lamp	\$ 778.00	\$ 739.10
LLP-500-HBA		500W, 120V, Less Lamp	\$ 849.00	\$ 806.55
LLP-100-PHBA-LP		100W, 120V, With Lamp	\$ 802.00	\$ 761.90

Part No.	Size	Product Description	MSRP Price	USC Price
LLP-116-HBA-LP		116W, 120v, With Lamp	\$ 852.00	\$ 809.40
LLP-150-PHBA-LP		150W, 120V, With Lamp	\$ 807.00	\$ 766.65
LLP-250-HBA-LP		250W, 120V, With Lamp	\$ 866.00	\$ 822.70
LLP-250-PHBA-LP		250W, 120V, With Lamp	\$ 859.00	\$ 816.05
LLP-500-HBA-LP		500W, 120V, With Lamp	\$ 871.00	\$ 827.45
Adder:		Colored Lens: specify Red, Blue, Green, Amber, Turquoise (installed price)	\$ 18.20	\$ 17.29
Adder:		Per Foot of Cord Over Standard 10-Foot Length	\$ 3.10	\$ 2.95
UNDERWATER OR DRY FREESTANDING LIGHT FIXTURES				
LLP-100-PHBAX		100W,120V, Less Lamp	\$ 814.00	\$ 773.30
LLP-150-PHBAX		150W,120V, Less Lamp	\$ 814.00	\$ 773.30
LLP-100-PHBAX-LP		100W,120V, With Lamp	\$ 838.00	\$ 796.10
LLP-150-PHBAX-LP		150W,120V, With Lamp	\$ 842.00	\$ 799.90
UNDERWATER FREESTANDING LIGHT FIXTURES				
F-1035-300		300W, 120V, Less Lamp	\$ 1,073.00	\$ 1,019.35
F-1035-500		500W, 120V, Less Lamp	\$ 1,073.00	\$ 1,019.35
F-1035-1000		1000W, 120V, Less Lamp	\$ 1,073.00	\$ 1,019.35
F-1035-300-LP		300W, 120V, With Lamp	\$ 1,118.00	\$ 1,062.10
F-1035-500-LP		500W, 120V, With Lamp	\$ 1,225.00	\$ 1,163.75
F-1035-1000-LP		1000 W, 120V, With Lamp	\$ 1,249.00	\$ 1,186.55
Adder:		Colored Lens: specify Red, Blue, Green, Amber, Turquoise (installed price)	\$ 24.30	\$ 23.09
Adder:		Per Foot of Cord Over Standard 10-Foot Length	\$ 3.10	\$ 2.95
LOW VOLTAGE UNDERWATER FREESTANDING LIGHT FIXTURES				
F-1035-LV		300W, 12V, Less Lamp	\$ 1,151.00	\$ 1,093.45
F-1035-LV-LP		300W, 12V, With Lamp	\$ 1,202.00	\$ 1,141.90
Adder:		Colored Lens: specify Red, Blue, Green, Amber, Turquoise (installed price)	\$ 24.30	\$ 23.09
Adder:		Per Foot of Cord Over Standard 10-Foot Length	\$ 6.10	\$ 5.80
LOW PROFILE UNDERWATER FREESTANDING LIGHT FIXTURES				
LP-250-S		250W, 120V, Spot, Less Lamp	\$ 733.00	\$ 696.35
LP-250-M		250W, 120V, Medium, Less Lamp	\$ 733.00	\$ 696.35
LP-250-F		250W, 120V, Flood, Less Lamp	\$ 733.00	\$ 696.35
LP-250-S-LP		250W, 120V, Spot, With Lamp	\$ 750.00	\$ 712.50
LP-250-M-LP		250W, 120V, Medium, With Lamp	\$ 750.00	\$ 712.50
LP-250-F-LP		250W, 120V, Flood, With Lamp	\$ 750.00	\$ 712.50
Adder:		Colored Acrylic Lens Covers : specify Red, Blue, Green, Amber (installed price)	\$ 19.20	\$ 18.24
Adder:		Per Foot of Cord Over Standard 10-Foot Length	\$ 3.10	\$ 2.95
UNDERWATER SUBMERSIBLE FREESTANDING LIGHT FIXTURES				
LNP-20-MLX		20W, 12V, Less Lamp	\$ 424.00	\$ 402.80
LNP-35-MLX		35W, 12V, Less Lamp	\$ 424.00	\$ 402.80
LNP-50-MLX		50W, 12V, Less Lamp	\$ 424.00	\$ 402.80
LNP-75-ML		75W, 12V, Less Lamp	\$ 424.00	\$ 402.80
LNP-20-MLX-LP		20W, 12V, With Lamp	\$ 437.00	\$ 415.15
LNP-35-MLX-LP		35W, 12V, With Lamp	\$ 437.00	\$ 415.15
LNP-50-MLX-LP		50W, 12V, With Lamp	\$ 437.00	\$ 415.15
LNP-75-ML-LP		75W, 12V, With Lamp	\$ 437.00	\$ 415.15
Adder:		Dichoric Colored Lens*: specify Red, Blue, Green, Amber, Turquoise (installed price)	\$ 96.00	\$ 91.20
Adder:		Per Foot of Cord Over Standard 10-Foot Length	\$ 3.10	\$ 2.95
Adder:		Rock Guard (include -RG when ordering)	\$ 108.00	\$ 102.60

Note: *Dichroic custom-colored lens are available for the LNP Series -- contact fac

Part No.	Size	Product Description	MSRP Price	USC Price
UNDERWATER FREESTANDING LIGHT FIXTURES				
LLP-100-PHB		100W, 120V, Less Lamp	\$ 923.00	\$ 876.85
LLP-116-HB		116W, 120V, Less Lamp	\$ 980.00	\$ 931.00
LLP-150-PHB		150W, 120V, Less Lamp	\$ 923.00	\$ 876.85
LLP-250-HB		250W, 120V, Less Lamp	\$ 980.00	\$ 931.00
LLP-250-PHB		250W, 120V, Less Lamp	\$ 928.00	\$ 881.60
LLP-500-HB		500W, 120V, Less Lamp	\$ 980.00	\$ 931.00
LLP-100-PHB-LP		100W, 120V, With Lamp	\$ 949.00	\$ 901.55
LLP-116-HB-LP		116W, 120V, With Lamp	\$ 987.00	\$ 937.65
LLP-150-PHB-LP		150W, 120V, With Lamp	\$ 959.00	\$ 911.05
LLP-250-HB-LP		250W, 120V, With Lamp	\$ 1,040.00	\$ 988.00
LLP-250-PHB-LP		250W, 120V, With Lamp	\$ 975.00	\$ 926.25
LLP-500-HB-LP		500W, 120V, With Lamp	\$ 1,073.00	\$ 1,019.35
Adder:		Colored Lens: specify Red, Blue, Green, Amber, Turquoise (installed price)	\$ 19.20	\$ 18.24
Adder:		Per Foot of Cord Over Standard 10-Foot Length	\$ 3.10	\$ 2.95
ADJUSTABLE UNDERWATER WET NICHE				
LLN-100-LA		100W, 12V, Less Lamp	\$ 975.00	\$ 926.25
LLN-100-HA		100W, 120V, Less Lamp	\$ 975.00	\$ 926.25
LLN-150-HA		150W, 120V, Less Lamp	\$ 975.00	\$ 926.25
LLN-250-HA		250W, 120V, Less Lamp	\$ 975.00	\$ 926.25
LLN-500-HA		500W, 120V, Less Lamp	\$ 975.00	\$ 926.25
LLN-100-LA-LP		100W, 12V, With Lamp	\$ 1,004.00	\$ 953.80
LLN-100-HA-LP		100W, 120V, With Lamp	\$ 994.00	\$ 944.30
LLN-150-HA-LP		150W, 120V, With Lamp	\$ 999.00	\$ 949.05
LLN-250-HA-LP		250W, 120V, With Lamp	\$ 999.00	\$ 949.05
LLN-500-HA-LP		500W, 120V, With Lamp	\$ 1,023.00	\$ 971.85
Adder:		Colored Lens: specify Red, Blue, Green, Amber, Turquoise (installed price)	\$ 19.20	\$ 18.24
Adder:		Per Foot of Cord Over Standard 20-Foot Length	\$ 3.10	\$ 2.95
ADJUSTABLE UNDERWATER WET NICHE				
LLN-100-PHBA		100W, 120V, Less Lamp	\$ 1,096.00	\$ 1,041.20
LLN-116-HBA		116W, 120V, Less Lamp	\$ 1,130.00	\$ 1,073.50
LLN-150-PHBA		150W, 120V, Less Lamp	\$ 1,096.00	\$ 1,041.20
LLN-250-HBA		250W, 120V, Less Lamp	\$ 1,147.00	\$ 1,089.65
LLN-250-PHBA		250W, 120V, Less Lamp	\$ 1,096.00	\$ 1,041.20
LLN-500-HBA		500W, 120V, Less Lamp	\$ 1,147.00	\$ 1,089.65
LLN-100-PHBA-LP		100W, 120V, With Lamp	\$ 1,121.00	\$ 1,064.95
LLN-116-HBA-LP		116W, 120V, With Lamp	\$ 1,137.00	\$ 1,080.15
LLN-150-PHBA-LP		150W, 120V, With Lamp	\$ 1,130.00	\$ 1,073.50
LLN-250-HBA-LP		250W, 120V, With Lamp	\$ 1,156.00	\$ 1,098.20
LLN-250-PHBA-LP		250W, 120V, With Lamp	\$ 1,147.00	\$ 1,089.65
LLN-500-HBA-LP		500W, 120V, With Lamp	\$ 1,239.00	\$ 1,177.05
Adder:		Colored Lens: specify Red, Blue, Green, Amber, Turquoise (installed price)	\$ 19.20	\$ 18.24
Adder:		Per Foot of Cord Over Standard 20-Foot Length	\$ 3.10	\$ 2.95
ADJUSTABLE UNDERWATER DRY NICHE				
LLN-100-PHBAX		100W, 120V, Less Lamp	\$ 1,165.00	\$ 1,106.75
LLN-150-PHBAX		150W, 120V, Less Lamp	\$ 1,165.00	\$ 1,106.75
LLN-100-PHBAX-LP		100W, 120V, With Lamp	\$ 1,196.00	\$ 1,136.20

Part No.	Size	Product Description	MSRP Price	USC Price
LLN-150-PHBAX-LP		150W, 120V, With Lamp	\$ 1,206.00	\$ 1,145.70
ADJUSTABLE UNDERWATER WET NICHE				
F-1035AN-300		300W, 120V, Less Lamp	\$ 1,579.00	\$ 1,500.05
F-1035AN-500		500W, 120V, Less Lamp	\$ 1,579.00	\$ 1,500.05
F-1035AN-1000		1000W, 120V, Less Lamp	\$ 1,579.00	\$ 1,500.05
F-1035AN-300-LP		300W, 120V, With Lamp	\$ 1,641.00	\$ 1,558.95
F-1035AN-500-LP		500W, 120V, With Lamp	\$ 1,718.00	\$ 1,632.10
F-1035AN-1000-LP		1000W, 120V, With Lamp	\$ 1,748.00	\$ 1,660.60
Adder:		Colored Lens: specify Red, Blue, Green Amber, Turquoise (installed price)	\$ 24.30	\$ 23.09
Adder:		Per Foot of Cord Over Standard 20-Foot Length	\$ 3.10	\$ 2.95
ADJUSTABLE UNDERWATER WET NICHE				
F-1035AN-LV		300W, 12V, Less Lamp	\$ 1,647.00	\$ 1,564.65
F-1035AN-LV-LP		300W, 12V, With Lamp	\$ 1,718.00	\$ 1,632.10
Adder:		Colored Lens: specify Red, Blue, Green, Amber, Turquoise (installed price)	\$ 24.30	\$ 23.09
Adder:		Per Foot of Cord Over Standard 20-Foot Length	\$ 6.10	\$ 5.80
ADJUSTABLE LOW PROFILE UNDERWATER WET NICHE				
LP-250N-S		250W, 120V, Spot, Less Lamp	\$ 989.00	\$ 939.55
LP-250N-M		250W, 120V, Medium, Less Lamp	\$ 989.00	\$ 939.55
LP-250N-F		250W, 120V, Flood, Less Lamp	\$ 989.00	\$ 939.55
LP-250N-S-LP		250W, 120V, Spot, With Lamp	\$ 1,014.00	\$ 963.30
LP-250N-M-LP		250W, 120V, Medium, With Lamp	\$ 1,014.00	\$ 963.30
LP-250N-F-LP		250W, 120V, Flood, With Lamp	\$ 1,014.00	\$ 963.30
Adder:		Colored Acrylic Lens Covers : specify Red, Blue, Green, Amber (installed price)	\$ 19.20	\$ 18.24
Adder:		Per Foot of Cord Over Standard 20-Foot Length	\$ 3.10	\$ 2.95
UNDERWATER OR DRY NICHE				
LNN-20-MLX		20W, 12V, Less Lamp	\$ 703.00	\$ 667.85
LNN-35-MLX		35W, 12V, Less Lamp	\$ 703.00	\$ 667.85
LNN-50-MLX		50W, 12V, Less Lamp	\$ 703.00	\$ 667.85
LNN-75-ML		75W, 12V, Less Lamp	\$ 703.00	\$ 667.85
LNN-20-MLX-LP		20W, 12V, With Lamp	\$ 717.00	\$ 681.15
LNN-35-MLX-LP		35W, 12V, With Lamp	\$ 717.00	\$ 681.15
LNN-50-MLX-LP		50W, 12V, With Lamp	\$ 717.00	\$ 681.15
LNN-75-ML-LP		75W, 12V, With Lamp	\$ 717.00	\$ 681.15
		Rock Guard (include -RG when ordering)	\$ 60.00	\$ 57.00
		Dichoric Colored Lens*: specify Red, Blue, Green, Amber, Turquoise (installed price)	\$ 96.00	\$ 91.20
Note: *Dichroic custom-colored lens are available for the LNN Series -- contact fac				
UNDERWATER WET NICHE				
FR-43N-RG-116		116W, 120V, Less Lamp	\$ 1,230.00	\$ 1,168.50
FR-43N-RG-116-LP		116W, 120V, With Lamp	\$ 1,237.00	\$ 1,175.15
Adder - Extra Cord		Per Foot of Cord Over Standard 20-Foot Length	\$ 3.10	\$ 2.95
Note: See page 16 for replacement Lenses and Gaskets				
CONDUIT MOUNTED UNDERWATER JUNCTION BOX				
LJP-C-11-1/2		Conduit J-box w/(1) 3/4" Conduit Waterstop Riser & (1) 1/2" Cord Seal	\$ 354.00	\$ 336.30
LJP-C-11-3/4		Conduit J-box w/(1) 3/4" Conduit Waterstop Riser & (1) 3/4" Cord Seal	\$ 367.00	\$ 348.65

Part No.	Size	Product Description	MSRP Price	USC Price
LJP-C-12-1/2		Conduit J-box w/(1) 3/4" Conduit Waterstop Riser & (2) 1/2" Cord Seal	\$ 369.00	\$ 350.55
LJP-C-12-3/4		Conduit J-box w/(1) 3/4" Conduit Waterstop Riser & (2) 3/4" Cord Seal	\$ 388.00	\$ 368.60
LJP-C-11-1/2-L*		Conduit J-Box w/ (1) 3/4" Bottom Power Tap (1) 1/2" Cord Seal	\$ 262.00	\$ 248.90
LJP-C-11-3/4-L*		Conduit J-Box w/ (1) 3/4" Bottom Power Tap (1) 3/4" Cord Seal	\$ 275.00	\$ 261.25
LJP-C-12-1/2-L*		Conduit J-Box w/ (1) 3/4" Bottom Power Tap (2) 1/2" Cord Seal	\$ 279.00	\$ 265.05
LJP-C-12-3/4-L*		Conduit J-Box w/ (1) 3/4" Bottom Power Tap (2) 3/4" Cord Seal	\$ 296.00	\$ 281.20
		*-L ... less riser		
CONDUIT MOUNTED UNDERWATER JUNCTION BOX				
LJP-11		Conduit J-Box w/ (1) 3/4" Riser & (1) Cord Seal	\$ 666.00	\$ 632.70
LJP-12		Conduit J-Box w/ (1) 3/4" Riser & (2) Cord Seals	\$ 682.00	\$ 647.90
LJP-13		Conduit J-Box w/ (1) 3/4" Riser & (3) Cord Seals	\$ 695.00	\$ 660.25
LJP-14		Conduit J-Box w/ (1) 3/4" Riser & (4) Cord Seals	\$ 710.00	\$ 674.50
LJP-15		Conduit J-Box w/ (1) 3/4" Riser & (5) Cord Seals	\$ 727.00	\$ 690.65
LJP-16		Conduit J-Box w/ (1) 3/4" Riser & (6) Cord Seals	\$ 740.00	\$ 703.00
LJP-17		Conduit J-Box w/ (1) 3/4" Riser & (7) Cord Seals	\$ 754.00	\$ 716.30
LJP-18		Conduit J-Box w/ (1) 3/4" Riser & (8) Cord Seals	\$ 767.00	\$ 728.65
LJP-19		Conduit J-Box w/ (1) 3/4" Riser & (9) Cord Seals	\$ 784.00	\$ 744.80
LJP-110		Conduit J-Box w/ (1) 3/4" Riser & (10) Cord Seals	\$ 799.00	\$ 759.05
LJP- 21		Conduit J-Box w/ (2) 3/4" Risers & (1) Cord Seal	\$ 752.00	\$ 714.40
LJP- 22		Conduit J-Box w/ (2) 3/4" Risers & (2) Cord Seals	\$ 765.00	\$ 726.75
LJP-23		Conduit J-Box w/ (2) 3/4" Risers & (3) Cord Seals	\$ 777.00	\$ 738.15
LJP-24		Conduit J-Box w/ (2) 3/4" Risers & (4) Cord Seals	\$ 790.00	\$ 750.50
LJP-25		Conduit J-Box w/ (2) 3/4" Risers & (5) Cord Seals	\$ 802.00	\$ 761.90
LJP-26		Conduit J-Box w/ (2) 3/4" Risers & (6) Cord Seals	\$ 815.00	\$ 774.25
LJP-27		Conduit J-Box w/ (2) 3/4" Risers & (7) Cord Seals	\$ 827.00	\$ 785.65
LJP-28		Conduit J-Box w/ (2) 3/4" Risers & (8) Cord Seals	\$ 840.00	\$ 798.00
LJP-29		Conduit J-Box w/ (2) 3/4" Risers & (9) Cord Seals	\$ 852.00	\$ 809.40
LJP-210		Conduit J-Box w/ (2) 3/4" Risers & (10) Cord Seals	\$ 865.00	\$ 821.75
LJP-11L		Conduit J-Box w/ (1) 3/4" Bottom Power Tap w/ (1) Cord Seal	\$ 625.00	\$ 593.75
LJP-12L		Conduit J-Box w/ (1) 3/4" Bottom Power Tap w/ (2) Cord Seals	\$ 637.00	\$ 605.15
LJP-13L		Conduit J-Box w/ (1) 3/4" Bottom Power Tap w/ (3) Cord Seals	\$ 650.00	\$ 617.50
LJP-14L		Conduit J-Box w/ (1) 3/4" Bottom Power Tap w/ (4) Cord Seals	\$ 662.00	\$ 628.90
LJP-15L		Conduit J-Box w/ (1) 3/4" Bottom Power Tap w/ (5) Cord Seals	\$ 675.00	\$ 641.25
LJP-16L		Conduit J-Box w/ (1) 3/4" Bottom Power Tap w/ (6) Cord Seals	\$ 687.00	\$ 652.65
LJP-17L		Conduit J-Box w/ (1) 3/4" Bottom Power Tap w/ (7) Cord Seals	\$ 699.00	\$ 664.05
LJP-18L		Conduit J-Box w/ (1) 3/4" Bottom Power Tap w/ (8) Cord Seals	\$ 712.00	\$ 676.40
LJP-19L		Conduit J-Box w/ (1) 3/4" Bottom Power Tap w/ (9) Cord Seals	\$ 725.00	\$ 688.75
LJP-110L		Conduit J-Box w/ (1) 3/4" Bottom Power Tap w/ (10) Cord Seals	\$ 738.00	\$ 701.10
LJP-21L		Conduit J-Box w/ (2) 3/4" Bottom Power Taps w/ (1) Cord Seal	\$ 638.00	\$ 606.10
LJP-22L		Conduit J-Box w/ (2) 3/4" Bottom Power Taps w/ (2) Cord Seals	\$ 650.00	\$ 617.50
LJP-23L		Conduit J-Box w/ (2) 3/4" Bottom Power Taps w/ (3) Cord Seals	\$ 662.00	\$ 628.90
LJP-24L		Conduit J-Box w/ (2) 3/4" Bottom Power Taps w/ (4) Cord Seals	\$ 675.00	\$ 641.25
LJP-25L		Conduit J-Box w/ (2) 3/4" Bottom Power Taps w/ (5) Cord Seals	\$ 687.00	\$ 652.65
LJP-26L		Conduit J-Box w/ (2) 3/4" Bottom Power Taps w/ (6) Cord Seals	\$ 699.00	\$ 664.05
LJP-27L		Conduit J-Box w/ (2) 3/4" Bottom Power Taps w/ (7) Cord Seals	\$ 712.00	\$ 676.40
LJP-28L		Conduit J-Box w/ (2) 3/4" Bottom Power Taps w/ (8) Cord Seals	\$ 725.00	\$ 688.75

Part No.	Size	Product Description	MSRP Price	USC Price
LJP-29L		Conduit J-Box w/ (2) 3/4" Bottom Power Taps w/ (9) Cord Seals	\$ 738.00	\$ 701.10
LJP-210L		Conduit J-Box w/ (2) 3/4" Bottom Power Taps w/ (10) Cord Seals	\$ 750.00	\$ 712.50
JP SERIES -- UNDERWATER JUNCTION BOX				
JP-7-(*)-1-1/2		Conduit J-box w/ (1) Bottom Power Tap & (1) 1/2" Cord Seal	\$ 332.00	\$ 315.40
JP-7-(*)-2-1/2		Conduit J-box w/ (1) Bottom Power Tap & (2) 1/2" Cord Seals	\$ 341.00	\$ 323.95
JP-7-(*)-3-1/2		Conduit J-box w/ (1) Bottom Power Tap & (3) 1/2" Cord Seals	\$ 350.00	\$ 332.50
JP-7-(*)-4-1/2		Conduit J-box w/ (1) Bottom Power Tap & (4) 1/2" Cord Seals	\$ 360.00	\$ 342.00
JP-7-(*)-1-3/4		Conduit J-box w/ (1) Bottom Power Tap & (1) 3/4" Cord Seal	\$ 341.00	\$ 323.95
JP-7-(*)-2-3/4		Conduit J-box w/ (1) Bottom Power Tap & (2) 3/4" Cord Seals	\$ 357.00	\$ 339.15
JP-7-(*)-3-3/4		Conduit J-box w/ (1) Bottom Power Tap & (3) 3/4" Cord Seals	\$ 374.00	\$ 355.30
JP-7-(*)-4-3/4		Conduit J-box w/ (1) Bottom Power Tap & (4) 3/4" Cord Seals	\$ 390.00	\$ 370.50
Adder:		Integral Waterstop Flange - 1/2"	\$ 120.00	\$ 114.00
		Integral Waterstop Flange - 3/4"	\$ 132.00	\$ 125.40
* Indicate size of bottom tap: 1/2" or 3/4" when ordering				
Note: One Potting Compound will need to be ordered per JP-7 Junction Box				
JP-7-2-(3/4)-1-1/2		Conduit J-box w/ (2) Bottom Power Tap & (1) 1/2" Cord Seal	\$ 355.00	\$ 337.25
JP-7-2-(3/4)-2-1/2		Conduit J-box w/ (2) Bottom Power Tap & (2) 1/2" Cord Seals	\$ 364.00	\$ 345.80
JP-7-2-(3/4)-3-1/2		Conduit J-box w/ (2) Bottom Power Tap & (3) 1/2" Cord Seals	\$ 374.00	\$ 355.30
JP-7-2-(3/4)-4-1/2		Conduit J-box w/ (2) Bottom Power Taps & (4) 1/2" Cord Seals	\$ 383.00	\$ 363.85
JP-7-2-(3/4)-1-3/4		Conduit J-box w/ (2) Bottom Power Taps & (1) 3/4" Cord Seal	\$ 364.00	\$ 345.80
JP-7-2-(3/4)-2-3/4		Conduit J-box w/ (2) Bottom Power Taps & (2) 3/4" Cord Seals	\$ 381.00	\$ 361.95
JP-7-2-(3/4)-3-3/4		Conduit J-box w/ (2) Bottom Power Taps & (3) 3/4" Cord Seals	\$ 397.00	\$ 377.15
JP-7-2-(3/4)-4-3/4		Conduit J-box w/ (2) Bottom Power Taps & (4) 3/4" Cord Seals	\$ 415.00	\$ 394.25
Adder:		Integral Waterstop Flange - 1/2"	\$ 167.00	\$ 158.65
		Integral Waterstop Flange - 3/4"	\$ 179.00	\$ 170.05
Note: One Potting Compound will need to be ordered per JP-7-2 Junction Box				
JP-8-(*)-1-1/2		Conduit J-box w/ (1) Bottom Power Tap & (1) 1/2" Cord Seal	\$ 386.00	\$ 366.70
JP-8-(*)-2-1/2		Conduit J-box w/ (1) Bottom Power Tap & (2) 1/2" Cord Seals	\$ 397.00	\$ 377.15
JP-8-(*)-3-1/2		Conduit J-box w/ (1) Bottom Power Tap & (3) 1/2" Cord Seals	\$ 408.00	\$ 387.60
JP-8-(*)-4-1/2		Conduit J-box w/ (1) Bottom Power Tap & (4) 1/2" Cord Seals	\$ 417.00	\$ 396.15
JP-8-(*)-5-1/2		Conduit J-box w/ (1) Bottom Power Tap & (5) 1/2" Cord Seals	\$ 427.00	\$ 405.65
JP-8-(*)-6-1/2		Conduit J-box w/ (1) Bottom Power Tap & (6) 1/2" Cord Seals	\$ 436.00	\$ 414.20
JP-8-(*)-7-1/2		Conduit J-box w/ (1) Bottom Power Tap & (7) 1/2" Cord Seals	\$ 448.00	\$ 425.60
JP-8-(*)-8-1/2		Conduit J-box w/ (1) Bottom Power Tap & (8) 1/2" Cord Seals	\$ 455.00	\$ 432.25
JP-8-(*)-1-3/4		Conduit J-box w/ (1) Bottom Power Tap & (1) 3/4" Cord Seal	\$ 400.00	\$ 380.00
JP-8-(*)-2-3/4		Conduit J-box w/ (1) Bottom Power Tap & (2) 3/4" Cord Seals	\$ 422.00	\$ 400.90
JP-8-(*)-3-3/4		Conduit J-box w/ (1) Bottom Power Tap & (3) 3/4" Cord Seals	\$ 441.00	\$ 418.95
JP-8-(*)-4-3/4		Conduit J-box w/ (1) Bottom Power Tap & (4) 3/4" Cord Seals	\$ 460.00	\$ 437.00
JP-8-(*)-5-3/4		Conduit J-box w/ (1) Bottom Power Tap & (5) 3/4" Cord Seals	\$ 478.00	\$ 454.10
JP-8-(*)-6-3/4		Conduit J-box w/ (1) Bottom Power Tap & (6) 3/4" Cord Seals	\$ 497.00	\$ 472.15
JP-8-(*)-7-3/4		Conduit J-box w/ (1) Bottom Power Tap & (7) 3/4" Cord Seals	\$ 517.00	\$ 491.15
JP-8-(*)-8-3/4		Conduit J-box w/ (1) Bottom Power Tap & (8) 3/4" Cord Seals	\$ 536.00	\$ 509.20
Adder:		Integral Waterstop Flange - 3/4"	\$ 120.00	\$ 114.00
		Integral Waterstop Flange - 1"	\$ 132.00	\$ 125.40
* Indicate size of bottom tap: 3/4" or 1" when ordering				
Note: Two Potting Compounds will need to be ordered per JP-8 Junction Box				
JP-9-(*)-1-1/2		Conduit J-box w/ (2) Bottom Power Taps & (1) 1/2" Cord Seal	\$ 410.00	\$ 389.50
JP-9-(*)-2-1/2		Conduit J-box w/ (2) Bottom Power Taps & (2) 1/2" Cord Seals	\$ 420.00	\$ 399.00
JP-9-(*)-3-1/2		Conduit J-box w/ (2) Bottom Power Taps & (3) 1/2" Cord Seals	\$ 429.00	\$ 407.55
JP-9-(*)-4-1/2		Conduit J-box w/ (2) Bottom Power Taps & (4) 1/2" Cord Seals	\$ 438.00	\$ 416.10

Part No.	Size	Product Description	MSRP Price	USC Price
JP-9-(*)-5-1/2		Conduit J-box w/ (2) Bottom Power Taps & (5) 1/2" Cord Seals	\$ 448.00	\$ 425.60
JP-9-(*)-6-1/2		Conduit J-box w/ (2) Bottom Power Taps & (6) 1/2" Cord Seals	\$ 460.00	\$ 437.00
JP-9-(*)-7-1/2		Conduit J-box w/ (2) Bottom Power Taps & (7) 1/2" Cord Seals	\$ 469.00	\$ 445.55
JP-9-(*)-8-1/2		Conduit J-box w/ (2) Bottom Power Taps & (8) 1/2" Cord Seals	\$ 478.00	\$ 454.10
JP-9-(*)-1-3/4		Conduit J-box w/ (2) Bottom Power Taps & (1) 3/4" Cord Seal	\$ 417.00	\$ 396.15
JP-9-(*)-2-3/4		Conduit J-box w/ (2) Bottom Power Taps & (2) 3/4" Cord Seals	\$ 436.00	\$ 414.20
JP-9-(*)-3-3/4		Conduit J-box w/ (2) Bottom Power Taps & (3) 3/4" Cord Seals	\$ 455.00	\$ 432.25
JP-9-(*)-4-3/4		Conduit J-box w/ (2) Bottom Power Taps & (4) 3/4" Cord Seals	\$ 471.00	\$ 447.45
JP-9-(*)-5-3/4		Conduit J-box w/ (2) Bottom Power Taps & (5) 3/4" Cord Seals	\$ 490.00	\$ 465.50
JP-9-(*)-6-3/4		Conduit J-box w/ (2) Bottom Power Taps & (6) 3/4" Cord Seals	\$ 510.00	\$ 484.50
JP-9-(*)-7-3/4		Conduit J-box w/ (2) Bottom Power Taps & (7) 3/4" Cord Seals	\$ 291.00	\$ 276.45
JP-9-(*)-8-3/4		Conduit J-box w/ (2) Bottom Power Taps & (8) 3/4" Cord Seals	\$ 548.00	\$ 520.60
Adder:		Integral Waterstop Flange - 3/4"	\$ 179.00	\$ 170.05
		Integral Waterstop Flange - 1"	\$ 203.00	\$ 192.85
* Indicate size of bottom tap: 3/4" or 1" when ordering				
Note: Two Potting Compounds will need to be ordered per JP-9 Junction Box				
JP-10-(*)-1-1/2		Conduit J-box w/ (1) Bottom Power Tap & (1) 1/2" Cord Seal	\$ 785.00	\$ 745.75
JP-10-(*)-2-1/2		Conduit J-box w/ (1) Bottom Power Tap & (2) 1/2" Cord Seals	\$ 794.00	\$ 754.30
JP-10-(*)-3-1/2		Conduit J-box w/ (1) Bottom Power Tap & (3) 1/2" Cord Seals	\$ 805.00	\$ 764.75
JP-10-(*)-4-1/2		Conduit J-box w/ (1) Bottom Power Tap & (4) 1/2" Cord Seals	\$ 814.00	\$ 773.30
JP-10-(*)-5-1/2		Conduit J-box w/ (1) Bottom Power Tap & (5) 1/2" Cord Seals	\$ 824.00	\$ 782.80
JP-10-(*)-6-1/2		Conduit J-box w/ (1) Bottom Power Tap & (6) 1/2" Cord Seals	\$ 833.00	\$ 791.35
JP-10-(*)-7-1/2		Conduit J-box w/ (1) Bottom Power Tap & (7) 1/2" Cord Seals	\$ 842.00	\$ 799.90
JP-10-(*)-8-1/2		Conduit J-box w/ (1) Bottom Power Tap & (8) 1/2" Cord Seals	\$ 852.00	\$ 809.40
JP-10-(*)-9-1/2		Conduit J-box w/ (1) Bottom Power Tap & (9) 1/2" Cord Seals	\$ 861.00	\$ 817.95
JP-10-(*)-10-1/2		Conduit J-box w/ (1) Bottom Power Tap & (10) 1/2" Cord Seals	\$ 871.00	\$ 827.45
JP-10-(*)-11-1/2		Conduit J-box w/ (1) Bottom Power Tap & (11) 1/2" Cord Seals	\$ 880.00	\$ 836.00
JP-10-(*)-12-1/2		Conduit J-box w/ (1) Bottom Power Tap & (12) 1/2" Cord Seals	\$ 889.00	\$ 844.55
JP-10-(*)-13-1/2		Conduit J-box w/ (1) Bottom Power Tap & (13) 1/2" Cord Seals	\$ 899.00	\$ 854.05
JP-10-(*)-14-1/2		Conduit J-box w/ (1) Bottom Power Tap & (14) 1/2" Cord Seals	\$ 909.00	\$ 863.55
JP-10-(*)-15-1/2		Conduit J-box w/ (1) Bottom Power Tap & (15) 1/2" Cord Seals	\$ 919.00	\$ 873.05
JP-10-(*)-16-1/2		Conduit J-box w/ (1) Bottom Power Tap & (16) 1/2" Cord Seals	\$ 928.00	\$ 881.60
JP-10-(*)-1-3/4		Conduit J-box w/ (1) Bottom Power Tap & (1) 3/4" Cord Seal	\$ 792.00	\$ 752.40
JP-10-(*)-2-3/4		Conduit J-box w/ (1) Bottom Power Tap & (2) 3/4" Cord Seals	\$ 811.00	\$ 770.45
JP-10-(*)-3-3/4		Conduit J-box w/ (1) Bottom Power Tap & (3) 3/4" Cord Seals	\$ 828.00	\$ 786.60
JP-10-(*)-4-3/4		Conduit J-box w/ (1) Bottom Power Tap & (4) 3/4" Cord Seals	\$ 846.00	\$ 803.70
JP-10-(*)-5-3/4		Conduit J-box w/ (1) Bottom Power Tap & (5) 3/4" Cord Seals	\$ 864.00	\$ 820.80
JP-10-(*)-6-3/4		Conduit J-box w/ (1) Bottom Power Tap & (6) 3/4" Cord Seals	\$ 881.00	\$ 836.95
JP-10-(*)-7-3/4		Conduit J-box w/ (1) Bottom Power Tap & (7) 3/4" Cord Seals	\$ 899.00	\$ 854.05
JP-10-(*)-8-3/4		Conduit J-box w/ (1) Bottom Power Tap & (8) 3/4" Cord Seals	\$ 918.00	\$ 872.10
JP-10-(*)-9-3/4		Conduit J-box w/ (1) Bottom Power Tap & (9) 3/4" Cord Seals	\$ 935.00	\$ 888.25
JP-10-(*)-10-3/4		Conduit J-box w/ (1) Bottom Power Tap & (10) 3/4" Cord Seals	\$ 953.00	\$ 905.35
JP-10-(*)-11-3/4		Conduit J-box w/ (1) Bottom Power Tap & (11) 3/4" Cord Seals	\$ 970.00	\$ 921.50
JP-10-(*)-12-3/4		Conduit J-box w/ (1) Bottom Power Tap & (12) 3/4" Cord Seals	\$ 988.00	\$ 938.60
JP-10-(*)-13-3/4		Conduit J-box w/ (1) Bottom Power Tap & (13) 3/4" Cord Seals	\$ 1,007.00	\$ 956.65
JP-10-(*)-14-3/4		Conduit J-box w/ (1) Bottom Power Tap & (14) 3/4" Cord Seals	\$ 1,024.00	\$ 972.80
JP-10-(*)-15-3/4		Conduit J-box w/ (1) Bottom Power Tap & (15) 3/4" Cord Seals	\$ 1,042.00	\$ 989.90
JP-10-(*)-16-3/4		Conduit J-box w/ (1) Bottom Power Tap & (16) 3/4" Cord Seals	\$ 1,060.00	\$ 1,007.00
Adder:		Integral Waterstop Flange - 1"	\$ 144.00	\$ 136.80
		Integral Waterstop Flange - 1-1/2"	\$ 161.00	\$ 152.95

Part No.	Size	Product Description	MSRP Price	USC Price
* Indicate size of bottom tap: 3/4", 1", or 1-1/2" when ordering				
Note: Two Potting Compounds will need to be ordered per JP-10 Junction Box				
LJN-C -- UNDERWATER JUNCTION BOX				
LJN-C-11B		Flush Mounted Junction Box	\$ 262.00	\$ 248.90
LJN-C-21B		Flush Mounted Junction Box	\$ 275.00	\$ 261.25
DECK MOUNTED JUNCTION BOX				
JP-55-3-(*)		Deck Box w/ (4) 1/2" Cord Seals & (2) 1/2" Side Taps	\$ 684.00	\$ 649.80
JP-55-3-(*)		Deck Box w/ (4) 1/2" Cord Seals & (2) 3/4" Side Taps	\$ 684.00	\$ 649.80
JP-55-4-(*)		Deck Box w/ (4) 3/4" Cord Seals & (2) 3/4" Side Taps	\$ 733.00	\$ 696.35
JP-55-4-(*)		Deck Box w/ (4) 3/4" Cord Seals & (2) 1" Side Taps	\$ 733.00	\$ 696.35
* Indicate size of side conduit entry: 1/2" or 3/4" when ordering				
Note: Two Potting Compounds will need to be ordered per JP-55-3/4 Junction Box				
LJN UNDERWATER JUNCTION BOX				
LJN-11B		Flush J-Box w/ (1) 3/4" Bottom Power Entry & (1) 3/4" Cord Seal for 16-3 Cord	\$ 592.00	\$ 562.40
LJN-11S		Flush J-Box w/ (1) 3/4" Side Power Entry & (1) 3/4" Cord Seal for 16-3 Cord	\$ 592.00	\$ 562.40
LJN-12B		Flush J-Box w/ (1) 3/4" Bottom Power Entry & (2) 3/4" Cord Seals for 16-3 Cord	\$ 624.00	\$ 592.80
LJN-12S		Flush J-Box w/ (1) Side Power Entry & (2) 3/4" Cord Seals for 16-3 Cord	\$ 624.00	\$ 592.80
LJN-13B		Flush J-Box w/ (1) 3/4" Bottom Power Entry & (3) 3/4" Cord Seals for 16-3 Cord	\$ 659.00	\$ 626.05
LJN-13S		Flush J-Box w/ (1) 3/4" Side Power Entry & (3) 3/4" Cord Seals for 16-3 Cord	\$ 659.00	\$ 626.05
LJN-14B		Flush J-Box w/ (1) 3/4" Bottom Power Entry & (4) 3/4" Cord Seals for 16-3 Cord	\$ 693.00	\$ 658.35
LJN-14S		Flush J-Box w/ (1) 3/4" Side Power Entry & (4) 3/4" Cord Seals for 16-3 Cord	\$ 693.00	\$ 658.35
LJN-21B		Flush J-Box w/ (2) 3/4" Bottom Power Entries & (1) 3/4" Cord Seal for 16-3 Cord	\$ 615.00	\$ 584.25
LJN-21S		Flush J-Box w/ (2) 3/4" Side Power Entries & (1) 3/4" Cord Seal for 16-3 Cord	\$ 615.00	\$ 584.25
LJN-22B		Flush J-Box w/ (2) 3/4" Bottom Power Entries & (2) 3/4" Cord Seals for 16-3 Cord	\$ 645.00	\$ 612.75
LJN-22S		Flush J-Box w/ (2) 3/4" Side Power Entries & (2) 3/4" Cord Seals for 16-3 Cord	\$ 645.00	\$ 612.75
LJN-23B		Flush J-Box w/ (2) 3/4" Bottom Power Entries & (3) 3/4" Cord Seals for 16-3 Cord	\$ 678.00	\$ 644.10
LJN-23S		Flush J-Box w/ (2) 3/4" Side Power Entries & (3) 3/4" Cord Seals for 16-3 Cord	\$ 678.00	\$ 644.10
LJN-24B		Flush J-Box w/ (2) 3/4" Bottom Power Entries & (4) 3/4" Cord Seals for 16-3 Cord	\$ 716.00	\$ 680.20
LJN-24S		Flush J-Box w/ (2) 3/4" Side Power Entries & (4) 3/4" Cord Seals for 16-3 Cord	\$ 716.00	\$ 680.20
Note: Two Potting Compounds will need to be ordered per LJN Junction Box				
CORD SEALS				
J-22	1/2"	NPT Cord Seal for 16-3 Cord	\$ 16.00	\$ 15.20
J-22-1	1/2"	NPT Cord Seal for 18-3 Cord	\$ 16.00	\$ 15.20
J-29-2	3/4"	NPT Cord Seal for 10-3 Cord	\$ 27.00	\$ 25.65

Part No.	Size	Product Description	MSRP Price	USC Price
RCS-075F	3/4"	FPT Cord Seal for 16-3 Cord	\$ 32.00	\$ 30.40
TRANSFORMERS				
RLT-100		100-Watt, 120/12-Volt Lighting Transformer	\$ 583.00	\$ 553.85
RLT-300		300-Watt, 120/12-Volt Lighting Transformer	\$ 619.00	\$ 588.05
RLT-500		500-Watt, 120/12-Volt Lighting Transformer	\$ 821.00	\$ 779.95
RLT-1000		1000-Watt, 120/12-Volt Lighting Transformer	\$ 1,713.00	\$ 1,627.35
POTTING COMPOUND				
RPC-8882		12-Ounce Pack of Potting Compound	\$ 70.00	\$ 66.50
DIVERTER PLATE & SUMP				
FAS-08	8"	Anti-Vortex/Diverter Plate & Sump	\$ 424.00	\$ 402.80
FAP-08	8"	Anti-Vortex/Diverter Plate	\$ 234.00	\$ 222.30
R-80C	9"	Anti-Vortex/Diverter Plate & Sump	\$ 683.00	\$ 648.85
R-80P	9"	Anti-Vortex/Diverter Plate	\$ 286.00	\$ 271.70
DIVERTER FITTING				
FAD-150	1-1/2"	Adjustable Diverter Inlet w/Waterstop	\$ 372.00	\$ 353.40
FAD-200	2"	Adjustable Diverter Inlet w/Waterstop	\$ 405.00	\$ 384.75
FAD-300	3"	Adjustable Diverter Inlet w/Waterstop	\$ 761.00	\$ 722.95
FAD-400	4"	Adjustable Diverter Inlet w/Waterstop	\$ 1,059.00	\$ 1,006.05
DIVERTER PLATE				
FAP-362U		3"x 6"x 2" High Anti-Vortex/Diverter Plate	\$ 211.00	\$ 200.45
FAP-662U		6"x 6"x 2" High Anti-Vortex/Diverter Plate	\$ 236.00	\$ 224.20
FAP-682U		6"x 8"x 2" High Anti-Vortex/Diverter Plate	\$ 274.00	\$ 260.30
FAP-882U		8"x 8"x 2" High Anti-Vortex/Diverter Plate	\$ 292.00	\$ 277.40
FAP-884U		8"x 8"x 4" High Anti-Vortex/Diverter Plate	\$ 357.00	\$ 339.15
FAP-894U		8"x 9"x 4" High Anti-Vortex/Diverter Plate	\$ 374.00	\$ 355.30
FAP-994U		9"x 9"x 4" High Anti-Vortex/Diverter Plate	\$ 422.00	\$ 400.90
PLATE & SUMP				
FRS-07	7"	Anti-Vortex Plate & Sump	\$ 880.00	\$ 836.00
FRS-11	11"	Anti-Vortex Plate & Sump	\$ 1,111.00	\$ 1,055.45
FRS-13	13"	Anti-Vortex Plate & Sump	\$ 1,474.00	\$ 1,400.30
DIVERTER PLATE				
R-83P	13"	Square Anti-Vortex/Diverter Plate	\$ 592.00	\$ 562.40
PLATE & SUMP				
R-83-3	13"	Square Anti-Vortex/Diverter Plate & Sump, 3" Inlet	\$ 1,132.00	\$ 1,075.40
R-83-4	13"	Square Anti-Vortex/Diverter Plate & Sump, 4" Inlet	\$ 1,163.00	\$ 1,104.85
R-83-3S	13"	Square Anti-Vortex/Diverter Plate & Shallow Sump 3" Inlet	\$ 1,042.00	\$ 989.90
R-83-4S	13"	13" Square Anti-Vortex/Diverter Plate & Shallow Sump 4" Inlet	\$ 1,116.00	\$ 1,060.20
SUMP WITH GRATE				
R-83-3G	13"	Suction/Discharge Sump w/ Grate, 3" Connection	\$ 821.00	\$ 779.95
R-83-4G	13"	Suction/Discharge Sump w/ Grate, 4" Connection	\$ 845.00	\$ 802.75
R-83-3-FL	13"	13" Square Anti-Vortex/Diverter Plate & Sump, 3" Flanged Connection w/ Gasket & Stainless Steel Fasteners	\$ 1,180.00	\$ 1,121.00
R-83-4-FL	13"	13" Square Anti-Vortex/Diverter Plate & Sump, 4" Flanged Connection w/ Gasket & Stainless Steel Fasteners	\$ 1,209.00	\$ 1,148.55
R-83-3S-FL	13"	13" Square Anti-Vortex/Diverter Plate & Shallow Sump, 3" Flanged Connection w/ Gasket & Stainless Steel Fasteners	\$ 1,154.00	\$ 1,096.30
R-83-4S-FL	13"	13" Anti-Vortex/Diverter Plate & Shallow Sump, 4" Flanged Connection w/ Gasket & Stainless Steel Fasteners	\$ 1,182.00	\$ 1,122.90
R-83-3G-FL	13"	Suction/Discharge Sump w/Grate, 3" Flanged Connection w/ Gasket & Stainless Steel Fasteners	\$ 905.00	\$ 859.75

Part No.	Size	Product Description	MSRP Price	USC Price
R-83-4G-FL	13"	Suction/Discharge Sump w/Grate, 4" Flanged Connection w/ Gasket & Stainless Steel Fasteners	\$ 926.00	\$ 879.70
SUMP WITH GRATE & STRAINER				
R-83-3GD	13"	Suction/Discharge Sump w/Grate and Debris Basket w/ 3" Connection	\$ 1,495.00	\$ 1,420.25
R-83-4GD	13"	Suction/Discharge Sump w/Grate and Debris Basket w/ 4" Connection	\$ 1,520.00	\$ 1,444.00
R-83-3GD-FL	13"	Suction/Discharge Sump w/ Grate & Debris Basket, 3" Flanged Connection w/ Gasket & Stainless Steel Fastener	\$ 1,532.00	\$ 1,455.40
R-83-4GD-FL	13"	Suction/Discharge Sump w/ Grate & Debris Basket, 4" Flanged Connection w/ Gasket & Stainless Steel Fasteners	\$ 1,555.00	\$ 1,477.25
DIVERTER PLATE				
R-84P	21"	Square Anti-Vortex/Diverter Plate	\$ 1,529.00	\$ 1,452.55
DIVERTER PLATE & SUMP				
R-84-6	21"	Square Anti-Vortex/Diverter Plate & Sump , 6" Inlet	\$ 2,366.00	\$ 2,247.70
R-84-8	21"	Square Anti-Vortex/Diverter Plate & Sump , 8" Inlet	\$ 2,394.00	\$ 2,274.30
R-84-6S	21"	Square Anti-Vortex/Diverter Plate & Shallow Sump 6" Inlet	\$ 2,302.00	\$ 2,186.90
R-84-8S	21"	21" Square Anti-Vortex/Diverter Plate & Shallow Sump 8" Inlet	\$ 2,330.00	\$ 2,213.50
R-84-6S-FL	21"	Square Anti-Vortex/Diverter Plate & Shallow Sump, 6" Flanged Connection w/Gasket & Stainless Steel Fasteners	\$ 2,428.00	\$ 2,306.60
R-84-8S-FL	21"	Square Anti-Vortex/Diverter Plate & Shallow Sump, 8" Flanged Connection w/Gasket & Stainless Steel Fasteners	\$ 2,456.00	\$ 2,333.20
SUMP WITH GRATE / STRAINER				
R-84-6G	21"	Suction/Discharge Sump w/Grate 6" Connection	\$ 1,427.00	\$ 1,355.65
R-84-8G	21"	Suction/Discharge Sump w/Grate 8" Connection	\$ 1,453.00	\$ 1,380.35
R-84-6GD	21"	Suction/Discharge Sump w/Grate & Debris Basket, 6" Connection	\$ 2,185.00	\$ 2,075.75
R-84-8GD	21"	Suction/Discharge Sump w/Grate & Debris Basket, 8" Connection	\$ 2,212.00	\$ 2,101.40
R-84-6-FL	21"	Square Anti-Vortex/Diverter Plate & Sump, 6" Flanged Connection w/ Gasket & Stainless Steel Fasteners	\$ 2,470.00	\$ 2,346.50
R-84-8-FL	21"	Square Anti-Vortex/Diverter Plate & Sump, 8" Flanged Connection w/ Gasket & Stainless Steel Fasteners	\$ 2,496.00	\$ 2,371.20
R-84-6G-FL	21"	Suction/Discharge Sump w/Grate, 6" Flanged Connection w/Gasket & Stainless Steel Fasteners	\$ 1,520.00	\$ 1,444.00
R-84-8G-FL	21"	Suction/Discharge Sump w/Grate, 8" Flanged Connection w/Gasket & Stainless Steel Fasteners	\$ 1,545.00	\$ 1,467.75
R-84-6GD-FL	21"	Suction/Discharge Sump w/Grate & Debris Basket, 6" Flanged Connection w/Gasket & Stainless Steel Fasteners	\$ 2,278.00	\$ 2,164.10
R-84-8GD-FL	21"	Suction/Discharge Sump w/Grate & Debris Basket, 8" Flanged Connection w/Gasket & Stainless Steel Fasteners	\$ 2,304.00	\$ 2,188.80
EYEBALL FITTING				
R-85B	1-1/2"	Adjustable Eyeball Inlet	\$ 350.00	\$ 332.50
FEC-200A	2"	Sweep Eyeball Inlet w/Waterstop	\$ 512.00	\$ 486.40
FES-200	2"	Adjustable Eyeball Inlet w/Waterstop	\$ 552.00	\$ 524.40
VACUUM FITTING				
R-86B	1-1/2"	Vacuum Fitting	\$ 248.00	\$ 235.60
FEV-200	2"	Vacuum Outlet w/Waterstop	\$ 438.00	\$ 416.10
SKIMMER				
R-30B	1-1/2"	Front Access Skimmer	\$ 390.00	\$ 370.50
FSK-150J	1-1/2"	Front Access Skimmer	\$ 390.00	\$ 370.50
FSK-400	4"	Top Access Surface Lake Skimmer	\$ 3,626.00	\$ 3,444.70

Part No.	Size	Product Description	MSRP Price	USC Price
DRAINS				
R-16CPB	3"	Floor Drain w/Plug and Clamping Hub	\$ 643.00	\$ 610.85
FEW-200	2"	Drain-Down w/Plug and Waterstop	\$ 448.00	\$ 425.60
FFD-200	2"	Floor Drain w/Plug and Waterstop	\$ 241.00	\$ 228.95
FFD-300	3"	Floor Drain w/Plug and Waterstop	\$ 413.00	\$ 392.35
FFD-400	4"	Floor Drain w/Plug and Waterstop	\$ 471.00	\$ 447.45
FFD-200S	2"	Floor Drain w/Strainer and Waterstop	\$ 393.00	\$ 373.35
OVERFLOW FITTINGS				
R-18B	3"	Wall Overflow Drain w/Strainer	\$ 617.00	\$ 586.15
R-19	3"	Adjustable Wall Niche Overflow	\$ 1,161.00	\$ 1,102.95
R-19WS	3"	Adjustable Wall Niche Overflow w/Waterstop	\$ 1,279.00	\$ 1,215.05
STANDPIPE DRAINS				
R-15B	2"	Overflow Standpipe Drain w/Clamping Hub	\$ 875.00	\$ 831.25
R-16B	3"	Overflow Standpipe Drain w/Clamping Hub	\$ 1,077.00	\$ 1,023.15
FSD-150	1-1/2"	Overflow Standpipe Drain w/Waterstop	\$ 436.00	\$ 414.20
FSD-200	2"	Overflow Standpipe Drain w/Waterstop	\$ 517.00	\$ 491.15
FSD-300	3"	Overflow Standpipe Drain w/Waterstop	\$ 1,016.00	\$ 965.20
OVERFLOW FITTINGS				
FWD-300B	3"	Wall Overflow Fitting	\$ 687.00	\$ 652.65
FWD-200B	2"	Wall Overflow Fitting	\$ 467.00	\$ 443.65
FWD-200SB	2"	Wall Overflow Fitting	\$ 503.00	\$ 477.85
DRAINS				
FDR-400-BR	4"	Bronze Area Drain 4" Connection	\$ 2,134.00	\$ 2,027.30
FDR-400-SS	4"	Stainless Steel Area Drain 4" Connection	\$ 1,992.00	\$ 1,892.40
FLOAT VALVES				
R-51	3/4"	Mechanical Float Valve	\$ 222.00	\$ 210.90
R-50	3/4"	Mechanical Float Valve w/ Niche & Acrylic Plate	\$ 766.00	\$ 727.70
R-50B	3/4"	Mechanical Float Valve w/ Niche & Brass Plate	\$ 989.00	\$ 939.55
FWF-100	1"	Mechanical Float Valve- Brass Valve w/Cooper Float	\$ 334.00	\$ 317.30
FWF-150	1-1/2"	Mechanical Float Valve- Brass Valve w/Cooper Float	\$ 543.00	\$ 515.85
FWF-200	2"	Mechanical Float Valve- Brass Valve w/Cooper Float	\$ 905.00	\$ 859.75
BAFFLES				
FWB-12	12"	Wave Baffle w/ (4) Ajustable Brass Legs	\$ 1,855.00	\$ 1,762.25
FWB-24	24"	Wave Baffle w/ (4) Ajustable Brass Legs	\$ 2,069.00	\$ 1,965.55
FWB-36	36"	Wave Baffle w/ (4) Ajustable Brass Legs	\$ 2,449.00	\$ 2,326.55
FWB-48	48"	Wave Baffle w/ (4) Ajustable Brass Legs	\$ 2,616.00	\$ 2,485.20
WATERSTOP FITTINGS				
FWS-050	1/2"	Waterstop Fitting	\$ 114.00	\$ 108.30
FWS-075	3/4"	Waterstop Fitting	\$ 118.00	\$ 112.10
FWS-100	1"	Waterstop Fitting	\$ 130.00	\$ 123.50
FWS-125	1-1/4"	Waterstop Fitting	\$ 186.00	\$ 176.70
FWS-150	1-1/2"	Waterstop Fitting	\$ 198.00	\$ 188.10
FWS-200	2"	Waterstop Fitting	\$ 203.00	\$ 192.85
FWS-300	3"	Waterstop Fitting	\$ 417.00	\$ 396.15
FWS-400	4"	Waterstop Fitting	\$ 434.00	\$ 412.30
WATERSTOP RISERS				
FWS-050R	1/2"	Waterstop Pipe Riser	\$ 162.00	\$ 153.90
FWS-075R	3/4"	Waterstop Pipe Riser	\$ 191.00	\$ 181.45
FWS-100R	1"	Waterstop Pipe Riser	\$ 213.00	\$ 202.35
FWS-125R	1-1/4"	Waterstop Pipe Riser	\$ 248.00	\$ 235.60

Part No.	Size	Product Description	MSRP Price	USC Price
FWS-150R	1-1/2"	Waterstop Pipe Riser	\$ 281.00	\$ 266.95
FWS-200R	2"	Waterstop Pipe Riser	\$ 315.00	\$ 299.25
FWS-300R	3"	Waterstop Pipe Riser	\$ 868.00	\$ 824.60
FWS-400R	4"	Waterstop Pipe Riser	\$ 1,130.00	\$ 1,073.50
FWS-050CR	1/2"	Tube Riser	\$ 158.00	\$ 150.10
FWS-075CR	3/4"	Tube Riser	\$ 162.00	\$ 153.90
FWS-100CR	1"	Tube Riser	\$ 167.00	\$ 158.65
FWS-125CR	1-1/4"	Tube Riser	\$ 174.00	\$ 165.30
FWS-150CR	1-1/2"	Tube Riser	\$ 215.00	\$ 204.25
FWS-200CR	2"	Tube Riser	\$ 262.00	\$ 248.90
FWS-300CR	3"	Tube Riser	\$ 423.00	\$ 401.85
FWS-400CR	4"	Tube Riser	\$ 557.00	\$ 529.15
CONTROL PANELS / WIND SENSORS				
CPL-3000T		DISCONTINUED		
CWW-001-WC1		Single Stage Electronic Wind Control System	\$ 5,302.00	\$ 5,036.90
CWW-001-WC2		Dual Stage Electronic Wind Control System	\$ 6,240.00	\$ 5,928.00
CWW-001-WC2-WFC		Dual Electronic Wind & Water Level Control System	\$ 6,525.00	\$ 6,198.75
CWS-075		Wind Speed Sensor-Anemometer w/ 30' Cable	\$ 1,054.00	\$ 1,001.30
Note: Order the water level probe and sensor housing separately for the Wind Coi				
WATER LEVEL CONTROL				
CPL-WF		Single Function Water Level Control Panel & Sensor	\$ 1,731.00	\$ 1,644.45
CPL-WFC		Dual Function Water Level Control Panel and Sensor	\$ 1,955.00	\$ 1,857.25
CWL-102P		Single Function Sensor with 30' Cable	\$ 460.00	\$ 437.00
CWL-302P		Dual Function Sensor with 30' Cable	\$ 467.00	\$ 443.65
SENSOR HOUSING				
CWL-002C		Conduit Water Level Sensor Housing	\$ 279.00	\$ 265.05
CWL-002W		Wall Mounted Sensor Housing	\$ 938.00	\$ 891.10
CWL-002WWS		Wall Mounted Sensor Housing w/Waterstop	\$ 1,044.00	\$ 991.80
CWL-002WD		Wall Mounted Overflow and Sensor Housing	\$ 1,593.00	\$ 1,513.35
CWL-002WDWS		Wall Mounted Overflow and Sensor Housing w/Waterstop	\$ 1,718.00	\$ 1,632.10
WATER LEVEL CONTROL				
RW-56-1		Water Fill or Low Water Cut-off System	\$ 2,092.00	\$ 1,987.40
SOLENOID VALVES				
RVS-075G-SC	3/4"	Bronze Slow Closing Solenoid Fill Valve	\$ 495.00	\$ 470.25
RVS-075G	3/4"	Bronze Solenoid Fill Valve	\$ 298.00	\$ 283.10
RVS-100G	1"	Bronze Solenoid Valve	\$ 317.00	\$ 301.15
RVS-150G	1-1/2"	Bronze Solenoid Valve	\$ 583.00	\$ 553.85
RVS-200G	2"	Bronze Solenoid Valve	\$ 809.00	\$ 768.55
JUNCTION BOX				
LJN-1C		Flush Mounted Junction Box (1) 3/4" bottom tap (2) 1/2" side taps	\$ 222.00	\$ 210.90
VAULT-PAK W/ SAND FILTER				
PFV-AF-050	1/2 HP	HP Vault-Pak™ with 18" Sand Filter	\$ 15,605.00	\$ 14,824.75
PFV-AF-075	3/4 HP	HP Vault-Pak™ with Sand Filter	\$ 15,675.00	\$ 14,891.25
PFV-AF-100	1 HP	HP Vault-Pak™ with Sand Filter	\$ 15,758.00	\$ 14,970.10
PFV-AF-200	2 HP	HP Vault-Pak™ with Sand Filter	\$ 16,222.00	\$ 15,410.90
Option-L1		Adder-(1) Lighting Circuit	\$ 1,202.00	\$ 1,141.90
Option-L2		Adder-(2) Lighting Circuits	\$ 1,534.00	\$ 1,457.30
Note: Sand not included -- Use #20 Silica Sand				
VAULT-PAK W/ CARTRIDGE FILTER				
PFV-AC050	1/2 HP	HP Vault-Pak™ with 25 sq ft Cartridge Filter	\$ 13,797.00	\$ 13,107.15

Part No.	Size	Product Description	MSRP Price	USC Price
PFV-AC075	3/4 HP	HP Vault-Pak™ with 25 sq ft Cartridge Filter	\$ 13,869.00	\$ 13,175.55
PFV-AC100	1 HP	HP Vault-Pak™ with 25 sq ft Cartridge Filter	\$ 13,929.00	\$ 13,232.55
PFV-AC200	2 HP	HP Vault-Pak™ with 25 sq ft Cartridge Filter	\$ 14,356.00	\$ 13,638.20
Option-L1		Adder-(1) Lighting Circuit (up to 6 lights)	\$ 1,202.00	\$ 1,141.90
Option-L2		Adder-(2) Lighting Circuits (over 6 lights)	\$ 1,534.00	\$ 1,457.30
SKID-PAK W/ CARTRIDGE FILTER				
PFF-AC050	1/2 HP	HP Skid-Pak™ with Cartridge Filter	\$ 10,532.00	\$ 10,005.40
PFF-AC075	3/4 HP	HP Skid-Pak™ with Cartridge Filter	\$ 10,613.00	\$ 10,082.35
PFF-AC100	1 HP	HP Skid-Pak™ with Cartridge Filter	\$ 10,672.00	\$ 10,138.40
PFF-AC150	1-1/2 HP	HP Skid-Pak™ with Cartridge Filter	\$ 10,898.00	\$ 10,353.10
PFF-AC200	2 HP	HP Skid-Pak™ with Cartridge Filter	\$ 11,195.00	\$ 10,635.25
Option-L1		Adder-(1) Lighting Circuit	\$ 1,202.00	\$ 1,141.90
Option-L2		Adder-(2) Lighting Circuit	\$ 1,534.00	\$ 1,457.30
Adder:		For Stainless Steel Skid, add suffix -SS to order number	\$ 905.00	\$ 859.75
SUBMERSIBLE SYSTEM - 60Hz				
WB-12		DISCONTINUED		
WB-16-080		Waterbox™ Submersible Fountain System	\$ 6,508.00	\$ 6,182.60
WB-16-090		Waterbox™ Submersible Fountain System	\$ 8,225.00	\$ 7,813.75
WB-22-160		Waterbox™ Submersible Fountain System	\$ 10,649.00	\$ 10,116.55
WB-22-180		Waterbox™ Submersible Fountain System	\$ 13,976.00	\$ 13,277.20
SUBMERSIBLE SYSTEM - 50Hz				
WB-16-080/50		Waterbox™ Submersible Fountain System	\$ 6,774.00	\$ 6,435.30
WB-16-090/50		Waterbox™ Submersible Fountain System	\$ 8,491.00	\$ 8,066.45
WB-22-160/50		Waterbox™ Submersible Fountain System	\$ 10,833.00	\$ 10,291.35
WB-22-180/50		Waterbox™ Submersible Fountain System	\$ 13,976.00	\$ 13,277.20
LENS & LENS PARTS				
RG-294		Clear Convex Lens for LLN, LLP, F-235, F-235AN	\$ 39.00	\$ 37.05
83135		Blue Acrylic Lens Cover for LP-250, LP-250AN	\$ 39.00	\$ 37.05
83136		Green Acrylic Lens Cover for LP-250, LP-250AN	\$ 39.00	\$ 37.05
83137		Amber Acrylic Lens Cover for LP-250, LP-250AN	\$ 39.00	\$ 37.05
83138		Red Acrylic Lens Cover for LP-250, LP-250AN	\$ 39.00	\$ 37.05
84033		Frosted Flat Lens for FR-43N-RG	\$ 70.00	\$ 66.50
84050		Clear Convex Lens for F-1035, F-1035LV, F-1035AN/AN-LV	\$ 58.00	\$ 55.10
84056		Blue Convex Lens for LLN, LLP, F-235, F-235AN	\$ 51.00	\$ 48.45
84057		Red Convex Lens for LLN, LLP, F-235, F-235AN	\$ 51.00	\$ 48.45
84058		Amber Convex Lens for LLN, LLP, F-235, F-235AN	\$ 51.00	\$ 48.45
84059		Green Convex Lens for LLN, LLP, F-235, F-235AN	\$ 51.00	\$ 48.45
84060		Turquoise Convex Lens for LLN, LLP, F-235, F-235AN	\$ 51.00	\$ 48.45
84061		Blue Convex Lens for F-1035, F-1035LV, F-1035AN/AN-LV	\$ 72.00	\$ 68.40
84062		Red Convex Lens for F-1035, F-1035LV, F-1035AN/AN-LV	\$ 72.00	\$ 68.40
84063		Amber Convex Lens for F-1035, F-1035LV, F-1035AN/AN-LV	\$ 72.00	\$ 68.40
84064		Green Convex Lens for F-1035, F-1035LV, F-1035AN/AN-LV	\$ 72.00	\$ 68.40
84065		Turquoise Convex Lens for F-1035, F-1035LV, F-1035AN/AN-LV	\$ 72.00	\$ 68.40
84084		Clear Flat Lens for LP-250, LP-250AN	\$ 26.30	\$ 24.99
84093		Clear Flat Lens for LNP-ML	\$ 24.30	\$ 23.09
RG-240		Lens Gasket for LLP,LLN, F-235, F-235AN	\$ 34.00	\$ 32.30
2240-S		Lens Gasket for F-1035, F-1035-LV, F-1035AN, F-1035AN-LV	\$ 53.00	\$ 50.35
82163		Lens Gasket for LP-250, LP250AN	\$ 34.00	\$ 32.30
82073		Lens Gasket for FR-43N-RG	\$ 46.00	\$ 43.70

Part No.	Size	Product Description	MSRP Price	USC Price
88052		Lens O-Ring for LNP-ML Series	\$ 9.10	\$ 8.65
RG-241		Lid Gasket for LJP, LJN	\$ 15.20	\$ 14.44
901-2		Lid Gasket for JP-7, JP-7-2	\$ 15.20	\$ 14.44
902-2		Lid Gasket for JP-8, JP-9	\$ 15.20	\$ 14.44
288-1		Lid Gasket for JP-10	\$ 17.20	\$ 16.34
458		Lid Gasket for JP-55-1, JP-55-2, LJN-1C	\$ 15.20	\$ 14.44
82147		Lid Gasket for JP-55-3, JP-55-4	\$ 17.20	\$ 16.34
2019-S		Grid Gasket for FW-Series	\$ 53.00	\$ 50.35
RF-003		Sensor Stem Seal Assy. for the CWL Sensors	\$ 12.20	\$ 11.59
88015-R		Deck Mounted Sensor for the RW-56-1 electronic	\$ 266.70	\$ 253.37
99835-1R		Kim Replacement Sensor for the CWL-002W, CWL-002WD, CWL-002C	\$ 429.00	\$ 407.55



**U.S. COMMUNITIES 2018 PRICING SCHEDULE
BARKPARK PRODUCTS
20% U.S.C. DISCOUNT**

PART NO.	DESCRIPTION	WEIGHT	MSRP
PBARK-400	KING OF THE HILL, INGROUND	240	2,044.80
PBARK-400SM	KING OF THE HILL, SURFACE MOUNT	245	2,065.60
PBARK-410	DOG WALK, INGROUND	360	2,371.20
PBARK-410SM	DOG WALK, SURFACE MOUNT	365	2,388.00
PBARK-420	PAWS TABLE, INGROUND	56	623.20
PBARK-420SM	PAWS TABLE, SURFACE MOUNT	58	639.20
TBARK-430	HOOP JUMP - LARGE, INGROUND	32	521.60
TBARK-430SM	HOOP JUMP - LARGE, SURFACE MOUNT	35	553.60
TBARK-431	HOOP JUMP - SMALL, INGROUND	32	269.60
TBARK-431SM	HOOP JUMP - SMALL, SURFACE MOUNT	35	288.80
PBARK-440	TEETER TOTTER , INGROUND	100	818.40
PBARK-440SM	TEETER TOTTER , SURFACE MOUNT	102	836.00
PBARK-450	ROVER JUMP OVER, INGROUND	75	726.40
PBARK-450SM	ROVER JUMP OVER, SURFACE MOUNT	77	745.60
PBARK-460	WEAVE POSTS, INGROUND	84	716.80
PBARK-462	ROOKIE WEAVE POSTS W/ PVC UPRIGHTS, INGROUND	60	435.20
PBARK-470	STEPPING PAWS (Set of 5), INGROUND	75	930.40
PBARK-471	STEPPING PAWS (Set of 3), INGROUND	45	554.40
PBARK-480	LEASH POST, SURFACE MOUNT	33	308.00
PBARK-491	DOGGIE CRAWL, INGROUND	90	895.20
TBARK-465	FIRE HYDRANT	40	333.60
TBARK-466	FIRE HYDRANT - MISTING	45	1,046.40
TBARK-432	Bark Park Adjustable Hoop Jump	67	658.40
TBARK-432SM	Bark Park Adjustable Hoop Jump SM	69	658.40
PBARK-490	PET WASTE STATION - SQUARE RECEPTACLE, INGROUND (color choice: blue or green) (Choose sign option)	45	233.60
PBARK-488	PET WASTE STATION - NO RECEPTACLE, INGROUND (color choice: blue or green) (Choose sign option)	35	143.20
01-08-0176	Pet Waste Station Sign - Blue & Red		choose with unit
01-08-0177	Pet Waste Station Sign - Green		choose with unit
01-08-0175	Pet Waste Station Sign - "Poop Happens" - Red & Black		choose with unit
01-08-0179	Pet Waste Station Sign - "Pup Stop" - Multi-color		choose with unit
01-08-0178	Pet Waste Station Sign - "Leave nothing but paw prints" - Green & Blue		choose with unit
01-08-0190	Pet Waste Station Sign - Blue & Red - SPANISH		choose with unit
01-08-0191	Pet Waste Station Sign - Green - SPANISH		choose with unit
01-08-0189	Pet Waste Station Sign - "Poop Happens" - Red & Black - SPANISH		choose with unit
01-08-0193	Pet Waste Station Sign - "Pup Stop" - Multi-color - SPANISH		choose with unit
01-08-0192	Pet Waste Station Sign - "Leave nothing but paw prints" - Green & Blue - SPANISH		choose with unit
01-08-0074	ROLL OF 200 WASTE BAGS	1	13.60
BARK-411	STANDARD WASH STATION, Stainless Steel	155	1,962.40
BARK-412	WALK-IN WASH STATION, Stainless Steel	195	3,327.20
BARK-NVKIT	NOVICE BARKPARK KIT, 4 PIECES	253	2,509.60
BARK-ITKIT	INTERMEDIATE BARKPARK KIT, 6 PIECES (KITS 1 + 2)	568	5,111.20
BARK-XPKIT	EXPERT BARKPARK KIT, 9 PIECES (KITS 1 + 2 + 3)	1112	8,642.40
BARK-SMKIT	SMALL DOG KIT (4 PIECES)	262	2,325.60
BARK-SMAKIT	SMALL DOG ADVANCED KIT (6 PIECES)	667	5,018.40
BARK-BSTKIT	BEST IN SHOW KIT, 7 PIECES	484	3,879.20

PART NO.	DESCRIPTION	WEIGHT	MSRP
BARK-CMBKIT	COMBINATION COURSE - Small Dog Area (6 PIECES), Large Dog Area (6 PIECES)		7,827.20
BARK-AKIT	AMENITIES KIT, 4 PIECES	264	1,399.20
BARK-DAKIT	DELUXE AMENITIES KIT, 5 PIECES	552	1,919.20
BARK-KIT01	RECYCLED BARK PARK INTERMEDIATE COURSE KIT		6,303.20
BARK-KIT02	RECYCLED BARK PARK NOVICE COURSE KIT		3,448.80
BARK-KIT03	RECYCLED BARK PARK BEST IN SHOW KIT		4,388.00
BARK-KIT04	RECYCLED BARK PARK SMALL DOG COURSE KIT		3,172.00
BARK-KIT05	RECYCLED BARK PARK AMENITIES KIT		1,599.20
BARK-KIT06	RECYCLED BARK PARK DELUXE AMENITIES KIT		2,079.20
PBARK-433	Recycled Plastic Pet Waste Station	125	576.00
PBARK-434	Recycled Plastic Pet Waste Station With Leash Holder	125	606.40
PBARK-435	Recycled Plastic Premium Pet Waste Station	130	617.60
PBARK-436	Recycled Plastic Premium Pet Waste Station With Leash Holder	130	647.20
PBARK-358-RDP	46" ROUND TABLE, PERFORATED, W/ LASER CUT PAW PRINTS AND BONES	197	1,116.00
PBARK-940P-P6	6' BENCH W/ BACK, PORTABLE, PERFORATED, W/ LASER CUT PAW PRINTS AND BONES	109	579.20
PBARK-940SM-P6	6' BENCH W/ BACK, SURFACE MOUNT, PERFORATED, W/ LASER CUT PAW PRINTS AND BONES	109	579.20
PBARK-940S-P6	6' BENCH W/ BACK, INGROUND, PERFORATED, W/ LASER CUT PAW PRINTS AND BONES	109	579.20
TBARK-954-W6	6' LEXINGTON BENCH WITH BACK, WAVE, W/ LASER CUT PAW PRINTS AND BONES	207	935.20
TBARK-954-S6	6' LEXINGTON BENCH WITH BACK, SLAT, W/ LASER CUT PAW PRINTS AND BONES	190	935.20
TBARK-954-P6	6' LEXINGTON BENCH WITH BACK, PERFORATED, W/ LASER CUT PAW PRINTS AND BONES	170	935.20
TBARK-PR-32	32 GL TRASH RECEPTACLE ONLY, PERFORATED, W/ LASER CUT PAW PRINTS AND BONES	77	496.00
PBARK-472	Waste Station Add On	5	90.40
PBARK-473	Pick Up Station	10	106.40
PBARK-474	Pick Up Station W/ Leash Holder	12	131.20
PBARK-475	Recycled Pick Up Station W/ Leash Holder	34	164.00
PBARK-477	Essential Welcome Sign	27	164.00
PBARK-478	Premium Welcome Sign - 1 Sided	103	328.80
PBARK-478SM	Premium Welcome Sign - 1 Sided, Surface Mount	99	328.80
PBARK-481	Premium Welcome Sign - 2 Sided	103	452.80
PBARK-481SM	Premium Welcome Sign - 2 Sided, Surface Mount	99	452.80
PBARK-478-CL1	Premium Welcome Sign - Custom Top - 1 Sided	98	518.40
PBARK-481-CL1	Premium Welcome Sign - Custom Top - 2 Sided	98	576.00
PBARK-478-CL2	Premium Welcome Sign - Custom Top & Custom Rules - 1 Sided	98	658.40
PBARK-481-CL2	Premium Welcome Sign - Custom Top & Custom Rules - 2 Sided	98	864.80
PBARK-479	Essential Welcome Sign W/Fire Hydrant	32	205.60
BARK-419	Recycled Stepping Paws Set of 3	42	576.00
BARK-419SM	Recycled Stepping Paws Set of 3, Surface Mount	24	576.00
BARK-421	Recycled Grooming Table	180	658.40
BARK-421SM	Recycled Grooming Table, Surface Mount, Surface Mount	155	658.40
BARK-422	Recycled Grooming Table W/Leash Holder	190	700.00
BARK-422SM	Recycled Grooming Table W/Leash Holder, Surface Mount	165	700.00
BARK-423	Recycled Crawl Tunnel W/Dog House	210	1,647.20
BARK-423SM	Recycled Crawl Tunnel W/Dog House, Surface Mount	179	1,647.20
BARK-424	Recycled Dog Jump	52	740.80
BARK-424SM	Recycled Dog Jump, Surface Mount	39	740.80
BARK-425	Recycled Hilltop Challenge	523	2,388.80
BARK-425SM	Recycled Hilltop Challenge , Surface Mount	480	2,388.80
BARK-426	Recycled Stepping Paws Set of 5	71	988.00
BARK-426SM	Recycled Stepping Paws Set of 5, Surface Mount	40	988.00
BARK-428	Recycled Curved Tunnel W/Dog House	243	2,306.40
BARK-428SM	Recycled Curved Tunnel W/Dog House, Surface Mount	212	2,306.40

PART NO.	DESCRIPTION	WEIGHT	MSRP
BARK-427	Recycled Adjustable Ring Jump	67	823.20
BARK-427SM	Recycled Adjustable Ring Jump, Surface Mount	52	823.20
BARK-429	Recycled Crawl Tunnel	211	1,152.80
BARK-429SM	Recycled Crawl Tunnel, Surface Mount	180	1,152.80
PBARK-433	Recycled Plastic Pet Waste Station	125	576.00
PBARK-434	Recycled Plastic Pet Waste Station With Leash Holder	125	606.40
PBARK-435	Recycled Plastic Premium Pet Waste Station	130	617.60
PBARK-436	Recycled Plastic Premium Pet Waste Station With Leash Holder	130	647.20
BARK-411	STANDARD WASH STATION, Stainless Steel		1,962.40
BARK-412	WALK-IN WASH STATION, Stainless Steel		3,327.20
PBARK-498	FIDO & ME FOUNTAIN	120	3,032.00
PBARK-499	ACCESSIBLE FIDO & ME FOUNTAIN	155	3,304.80
PBARK-494	FIDO & ME FOUNTAIN W/ ACCESSIBLE & STANDARD BASINS	160	3,832.00
PBARK-405	FIDO FOUNTAIN	80	1,733.60
PBARK-406	DOUBLE SIDE FIDO FOUNTAIN	120	2,824.80
4LB	4' LOG BENCH	555	1,539.20
6LB	6' LOG BENCH	725	2,052.80
4LT	4' LOG TUNNEL	1300	2,909.60
6LT	6' LOG TUNNEL	1545	3,938.40
3TST	TREE STUMPS (Set of 3)	759	1,967.20
3SB	STEPPING BOULDERS (Set of 3)	480	1,539.20
P3011SM	Elite Doggie Accessible Fountain		5,554.40
P3000SM	Antique Barrier-Free Aluminum Pedestal Fountain		4,252.00
P3001SM	Hi-Lo Barrier-Free Steel Pedestal Fountain		3,312.80
P3002SM	Arched Barrier-Free Steel Pedestal Fountain		2,736.00
P3003SM	Barrier-Free Steel Pedestal Fountain with Steel Arm		2,151.20
P3004	Barrier-Free Steel Pedestal Fountain with Steel Arm and Bottle Filler Attachment		733.60
P3005SM	Trough Style Barrier Free Pedestal Fountain		2,044.00
P3010SM	Hi-Lo Barrier-Free Stainless Steel Pedestal Fountain		4,037.60
G3001SM	Hi-Lo Barrier-Free Steel Pedestal Fountain		3,140.00
G3002SM	Arched Barrier-Free Steel Pedestal Fountain		2,410.40
G3003SM	Barrier-Free Steel Pedestal Fountain with Steel Arm		1,982.40
3006SM	Round Pedestal Mount Concrete Drinking Fountain		1,804.80
3007SM	Square Concrete Pedestal Fountain		2,224.80
3008SM	Hi-Lo Square Barrier-Free Concrete Pedestal Fountain		4,071.20
3009SM	Angled Barrier-Free Concrete Pedestal Fountain		2,596.00



U.S. COMMUNITIES 2018 PRICING SCHEDULE WATER ODYSSEY PRODUCTS

Part No.	Product Description	Commercial Price	USC Net Price
CA001	ColorCast™ Wired Ball Activator	\$ 2,873.00	\$ 2,644.00
CA001W	ColorCast™ Wireless Ball Activator	\$ 2,873.00	\$ 2,644.00
C001	ColorCast™ Spin Flower with Magic Flow™ stainless steel jet streams	\$ 13,993.00	\$ 12,873.56
C002	ColorCast™ Fling Buckets	\$ 16,593.00	\$ 15,265.56
C002C	ColorCast™ Fling Buckets water conserving version	\$ 15,774.00	\$ 14,512.08
C003	ColorCast™ Orbit	\$ 10,429.00	\$ 9,594.68
C003C	ColorCast™ Orbit water conserving version	\$ 10,429.00	\$ 9,594.68
C004	ColorCast™ Twinkle Twist	\$ 8,355.00	\$ 7,686.60
C004C	ColorCast™ Twinkle Twist water conserving version	\$ 8,355.00	\$ 7,686.60
C005	ColorCast™ Shot Put	\$ 8,472.00	\$ 7,794.24
C005C	ColorCast™ Shot Put water conserving version	\$ 7,339.00	\$ 6,751.88
C006	ColorCast™ Split Pea with Magic Flow™ stainless steel jet streams	\$ 5,750.00	\$ 5,290.00
C006C	ColorCast™ Split Pea water conserving version with Magic Flow™ stainless steel jet streams	\$ 5,750.00	\$ 5,290.00
C007	ColorCast™ Triple Dump	\$ 14,153.00	\$ 13,020.76
C008	ColorCast™ Fling It	\$ 10,729.00	\$ 9,870.68
C009	ColorCast™ Aero	\$ 10,437.00	\$ 9,602.04
C010	ColorCast™ Ridgeback	\$ 10,714.00	\$ 9,856.88
C011	ColorCast™ Single Fling with Magic Flow™ stainless steel jet streams	\$ 12,770.00	\$ 11,748.40
C012	ColorCast™ Shoe Laces	\$ 5,320.00	\$ 4,894.40
C013	ColorCast™ Finger Finder	\$ 5,309.00	\$ 4,884.28
C014	ColorCast™ Big Brella	\$ 11,592.00	\$ 10,664.64
C015	ColorCast™ Zen Shower	\$ 11,506.00	\$ 10,585.52
C016	ColorCast™ Shucks with Magic Flow™ stainless steel jet streams	\$ 14,390.00	\$ 13,238.80
C017	ColorCast™ Half Splash	\$ 7,069.00	\$ 6,503.48
C018	ColorCast™ Bubble Bud	\$ 5,779.00	\$ 5,316.68
C019(45)	ColorCast™ Snoot Shooter, designed for 45 Degree Horizontal Swing Splash Zone	\$ 7,129.00	\$ 6,558.68
C019(90)	ColorCast™ Snoot Shooter, designed for 90 Degree Horizontal Swing Splash Zone	\$ 7,129.00	\$ 6,558.68
C019C(45)	ColorCast™ Snoot Shooter, Water Conserving version, designed for 45 Degree Horizontal Swing Splash Zone	\$ 7,129.00	\$ 6,558.68
C019C(90)	ColorCast™ Snoot Shooter, Water Conserving version, designed for 90 Degree Horizontal Swing Splash Zone	\$ 7,129.00	\$ 6,558.68
C020(135)	ColorCast™ Single Bit, designed for 135 Degree Horizontal Swing Splash Zone	\$ 8,027.00	\$ 7,384.84
C020(180)	ColorCast™ Single Bit, designed for 180 Degree Horizontal Swing Splash Zone	\$ 8,027.00	\$ 7,384.84
C020(360)	ColorCast™ Single Bit, designed for 360 Degree Horizontal Swing Splash Zone	\$ 8,027.00	\$ 7,384.84
C020(45)	ColorCast™ Single Bit, designed for 45 Degree Horizontal Swing Splash Zone	\$ 8,027.00	\$ 7,384.84
C020(90)	ColorCast™ Single Bit, designed for 90 Degree Horizontal Swing Splash Zone	\$ 8,027.00	\$ 7,384.84
C021	ColorCast™ Tid Bit	\$ 10,378.00	\$ 9,547.76
C022	ColorCast™ Triple Bit	\$ 11,225.00	\$ 10,327.00
C023	ColorCast™ Sling Shot	\$ 14,991.00	\$ 13,791.72
C024	ColorCast™ Sprig Sprayer	\$ 11,853.00	\$ 10,904.76
C025	ColorCast™ Cooler Stick	\$ 8,303.00	\$ 7,638.76
C026	ColorCast™ Droopy Palm	\$ 7,014.00	\$ 6,452.88

Part No.	Product Description	Commercial Price	USC Net Price
C027	ColorCast™ Blunderbuss	\$ 9,208.00	\$ 8,471.36
C028	ColorCast™ Dragon Fly	\$ 10,044.00	\$ 9,240.48
C029	ColorCast™ Crookett with Magic Flow™ stainless steel jet streams	\$ 6,769.00	\$ 6,227.48
C030	ColorCast™ Lotus	\$ 9,472.00	\$ 8,714.24
C031	ColorCast™ Flowerette with Magic Flow™ stainless steel jet streams	\$ 12,007.00	\$ 11,046.44
F1000	Fun Forms™ Buddy Beaver Slide	\$ 11,753.00	\$ 10,813.00
F1001	Fun Forms™ Docile Dragon Slide™	\$ 20,245.00	\$ 18,626.00
F1001-E	Fun Forms™ Docile Dragon Slide™ with special water spray effect	\$ 21,394.00	\$ 19,683.00
F1002	Fun Forms™ Skipper's Schooner Slide	\$ 22,072.00	\$ 20,307.00
F1003	Fun Forms™ Tommy Tug Boat Slide	\$ 17,065.00	\$ 15,700.00
F1003-E	Fun Forms™ Tommy Tug Boat Slide with paired water spray effect.	\$ 18,587.00	\$ 17,101.00
F1004	Fun Forms™ Carl Clown Fish Slide	\$ 12,382.00	\$ 11,392.00
F1004-E	Fun Forms™ Carl Clown Fish Slide with special water spray effect	\$ 14,987.00	\$ 13,789.00
F1005	Fun Forms™ Devan Dolphin Slide	\$ 12,602.00	\$ 11,594.00
F1005-E	Fun Forms™ Devan Dolphin Slide with special water spray effect	\$ 16,255.00	\$ 14,955.00
F1006	Fun Forms™ Timmy Tiger Shark Slide	\$ 20,240.00	\$ 18,621.00
F1006-E	Fun Forms™ Timmy Tiger Shark Slide with paired water spray effect	\$ 21,705.00	\$ 19,969.00
F1007	Fun Forms™ Gilbert Gator Slide	\$ 11,110.00	\$ 10,222.00
F1007-E	Fun Forms™ Gilbert Gator Slide with special water spray effect	\$ 13,206.00	\$ 12,150.00
F1008	Fun Forms™ Jumping Frog Slide	\$ 11,527.00	\$ 10,605.00
F1008-E	Fun Forms™ Jumping Frog Slide with special water spray effect	\$ 12,158.00	\$ 11,186.00
F1009	Fun Forms™ Sadie Sea Turtle Slide™	\$ 18,547.00	\$ 17,064.00
F1009-E	Fun Forms™ Sadie Sea Turtle Slide™ with special water spray effect	\$ 22,139.00	\$ 20,368.00
F1010	Fun Forms™ Terry Toucan Slide™	\$ 11,104.00	\$ 10,216.00
F1011	Fun Forms™ Big "Double" Bend Slide	\$ 32,036.00	\$ 29,474.00
F1011-E	Fun Forms™ Big "Double" Bend Slide with special water spray effect	\$ 35,902.00	\$ 33,030.00
F1012	Fun Forms™ Dual Gator Slide	\$ 20,626.00	\$ 18,976.00
F1012-E	Fun Forms™ Dual Gator Slide with special water spray effect	\$ 22,285.00	\$ 20,503.00
F1013	Fun Forms™ Wild Wolf Slide	\$ 19,891.00	\$ 18,300.00
F1013-E	Fun Forms™ Wild Wolf Slide	\$ 22,160.00	\$ 20,388.00
F1041	Fun Forms™ Country Castle Slide	\$ 21,912.00	\$ 20,160.00
F1111	Fun Forms™ Simple Slide	\$ 8,709.00	\$ 8,013.00
F1113	Fun Forms™ 4x4 Off-Road Slide	\$ 22,248.00	\$ 20,469.00
F1113-E	Fun Forms™ 4x4 Off-Road Slide with spray water effect	\$ 24,735.00	\$ 22,757.00
F1114	Fun Forms™ Calvin Clam Slide	\$ 12,883.00	\$ 11,853.00
F1117	Fun Forms™ Tiny Train Slide	\$ 12,128.00	\$ 11,158.00
F1117-E	Fun Forms™ Tiny Train Slide with spray water effect	\$ 16,024.00	\$ 14,743.00
F1118	Fun Forms™ Billy Blue Whale Slide	\$ 16,617.00	\$ 15,288.00
F1118-E	Fun Forms™ Billy Blue Whale Slide with water spray effect	\$ 17,282.00	\$ 15,900.00
F1119	Fun Forms™ Mini Mountain Slide	\$ 10,829.00	\$ 9,963.00
F1120	Fun Forms™ Train N' Coal Car Slide	\$ 49,897.00	\$ 45,906.00
F1120-E	Fun Forms™ Train N' Coal Car Slide with special water spray effect	\$ 53,954.00	\$ 49,638.00
F1121	Fun Forms™ Choho Czech Slide	\$ 20,781.00	\$ 19,119.00
F1121-E	Fun Forms™ Choho Czech Slide with special water spray effect	\$ 24,372.00	\$ 22,423.00
F1122	Fun Forms™ Aero Joe Slide	\$ 12,008.00	\$ 11,048.00
F1123	Fun Forms™ Broke Boat Slide	\$ 10,706.00	\$ 9,850.00
F1123-E	Fun Forms™ Broke Boat Slide with special water spray effect	\$ 11,822.00	\$ 10,877.00
F1124	Fun Forms™ Lil' Cannon Slide	\$ 17,527.00	\$ 16,125.00
F1125	Fun Forms™ Polly Parrot Slide	\$ 19,152.00	\$ 17,620.00
F1125-E	Fun Forms™ Polly Parrot Slide with special water spray effect	\$ 22,750.00	\$ 20,930.00
F1126	Fun Forms™ Tropical Beach Slide	\$ 69,351.00	\$ 63,803.00
F1126-E	Fun Forms™ Tropical Beach Slide with special water spray effect	\$ 75,296.00	\$ 69,273.00

Part No.	Product Description	Commercial Price	USC Net Price
F1127	Fun Forms™ Pierre Paddle Boat Slide	\$ 31,523.00	\$ 29,002.00
F1127-E	Fun Forms™ Pierre Paddle Boat Slide with special water spray effect	\$ 38,386.00	\$ 35,316.00
F1128	Fun Forms™ Sophie Seahorse Slide	\$ 10,822.00	\$ 9,957.00
F1128-E	Fun Forms™ Sophie Seahorse Slide with special water spray effect	\$ 13,963.00	\$ 12,846.00
F1130	Fun Forms™ Hollow Log Slide	\$ 10,379.00	\$ 9,549.00
F1131	Fun Forms™ Tree House Slide	\$ 18,097.00	\$ 16,650.00
F1131-E	Fun Forms™ Tree House Slide with Effects Water	\$ 20,409.00	\$ 18,777.00
F1132	Fun Forms™ Aztech Temple Slide	\$ 33,265.00	\$ 30,604.00
F1132-E	Fun Forms™ Aztech Temple Slide with special water spray effect	\$ 36,148.00	\$ 33,257.00
F1133	Fun Forms™ Bald Eagle Slide	\$ 20,389.00	\$ 18,758.00
F1134	Fun Forms™ Leo Lion Slide	\$ 11,840.00	\$ 10,893.00
F1134-E	Fun Forms™ Leo Lion Slide with special water spray effect	\$ 14,678.00	\$ 13,504.00
F1136	Fun Forms™ Miguel Mule Slide	\$ 16,235.00	\$ 14,937.00
F1136-E	Fun Forms™ Miguel Mule Slide with water spray effect	\$ 17,561.00	\$ 16,157.00
F1137	Fun Forms™ Slam Dunk Slide	\$ 17,489.00	\$ 16,090.00
F1137-E	Fun Forms™ Slam Dunk Slide with special water spray effect	\$ 19,835.00	\$ 18,249.00
F1139	Fun Forms™ Kick-Off Slide	\$ 11,510.00	\$ 10,590.00
F1139-E	Fun Forms™ Kick-Off Slide with special water spray effect	\$ 12,850.00	\$ 11,822.00
F1140	Fun Forms™ Pirate Ship Slide	\$ 84,386.00	\$ 77,636.00
F1140-E	Fun Forms™ Pirate Ship Slide with special water spray effect	\$ 90,304.00	\$ 83,080.00
F1141	Fun Forms™ Two for One Slide	\$ 15,327.00	\$ 14,101.00
F1142	Fun Forms™ Plumber's Pipe Slide	\$ 16,592.00	\$ 15,265.00
F1142-E	Fun Forms™ Plumber's Pipe Slide with special water spray effect	\$ 18,352.00	\$ 16,884.00
F1143	Fun Forms™ Chuckwagon Slide	\$ 14,058.00	\$ 12,934.00
F1143-E	Fun Forms™ Chuckwagon Slide with special water spray effect	\$ 15,384.00	\$ 14,154.00
F1144	Fun Forms™ Stagecoach Slide	\$ 26,042.00	\$ 23,959.00
F1144-E	Fun Forms™ Stagecoach Slide with special water spray effect	\$ 27,368.00	\$ 25,179.00
F1145	Fun Forms™ Fireman's Friend Slide	\$ 36,083.00	\$ 33,197.00
F1145-E	Fun Forms™ Fireman's Friend Slide with special water spray effect	\$ 39,543.00	\$ 36,380.00
F1147	Fun Forms™ Castle Fortress Slide	\$ 42,069.00	\$ 38,704.00
F1147-E	Fun Forms™ Castle Fortress Slide with special water spray effect	\$ 48,144.00	\$ 44,293.00
F1148	Fun Forms™ Trojan Horse Slide	\$ 12,427.00	\$ 11,433.00
F2000	Fun Forms™ Runaway Train Aqua Sprayer	\$ 12,070.00	\$ 11,105.00
F2001	Fun Forms™ Lil' Fire Engine Aqua Sprayer	\$ 9,279.00	\$ 8,537.00
F2002	Fun Forms™ Engine Cowl Aqua Sprayer	\$ 7,235.00	\$ 6,657.00
F2003	Fun Forms™ Huey Helicopter Aqua Sprayer	\$ 6,974.00	\$ 6,417.00
F2004	Fun Forms™ Pirate Stern Aqua Sprayer	\$ 8,970.00	\$ 8,253.00
F2005	Fun Forms™ Pirate Prow Aqua Sprayer	\$ 10,985.00	\$ 10,107.00
F2006	Fun Forms™ Ship Cannon Aqua Sprayer	\$ 11,063.00	\$ 10,178.00
F2007	Fun Forms™ Tropical Palm Aqua Sprayer	\$ 10,636.00	\$ 9,786.00
F2008	Fun Forms™ Pelican Pete Aqua Sprayer	\$ 6,833.00	\$ 6,287.00
F2009	Fun Forms™ Wally Whale Tail Aqua Sprayer	\$ 8,437.00	\$ 7,763.00
F2010	Fun Forms™ Dolphin Duo Aqua Sprayer	\$ 7,845.00	\$ 7,218.00
F2010-FF	Fun Forms™ Dolphin Duo Aqua Sprayer with Flow Fluxuator™	\$ 9,185.00	\$ 8,451.00
F2011	Fun Forms™ Eduardo Eel Aqua Sprayer	\$ 9,459.00	\$ 8,703.00
F2011-FF	Fun Forms™ Eduardo Eel Aqua Sprayer with Flow Fluxuator	\$ 10,799.00	\$ 9,936.00
F2012	Fun Forms™ Fire Hose Aqua Sprayer	\$ 6,933.00	\$ 6,379.00
F2013	Fun Forms™ Seabiscuit Aqua Sprayer	\$ 6,273.00	\$ 5,772.00
F2014	Fun Forms™ Plug A' Pearl Aqua Sprayer	\$ 7,920.00	\$ 7,287.00
F2014-FF	Fun Forms™ Plug A' Pearl Aqua Sprayer with Flow Fluxuator	\$ 9,260.00	\$ 8,520.00
F2015	Fun Forms™ Olie On A Rock Aqua Sprayer	\$ 7,732.00	\$ 7,114.00
F2015-FF	Fun Forms™ Olie On A Rock Aqua Sprayer with Flow Fluxuator	\$ 9,073.00	\$ 8,348.00

Part No.	Product Description	Commercial Price	USC Net Price
F2016	Fun Forms™ Stanton Sea Turtle Aqua Sprayer	\$ 7,227.00	\$ 6,649.00
F2016-FF	Fun Forms™ Stanton Sea Turtle Aqua Sprayer with Flow Fluxuator	\$ 8,568.00	\$ 7,883.00
F2017	Fun Forms™ Bear in a Tree Aqua Sprayer	\$ 16,223.00	\$ 14,926.00
F2018	Fun Forms™ Jumbo Jet Aqua Sprayer	\$ 8,739.00	\$ 8,040.00
F2019	Fun Forms™ Sunken Dingy Aqua Sprayer	\$ 6,204.00	\$ 5,708.00
F2019-FF	Fun Forms™ Sunken Dingy Aqua Sprayer with Flow Fluxuator	\$ 6,152.00	\$ 5,660.00
F2020	Fun Forms™ Pansy Aqua Sprayer	\$ 7,149.00	\$ 6,578.00
F2021	Fun Forms™ Desert Flower Aqua Sprayer	\$ 3,618.00	\$ 3,329.00
F2022	Fun Forms™ Wiggle Worm Aqua Sprayer	\$ 13,242.00	\$ 12,183.00
F2024	Fun Forms™ Lil' Dragon Aqua Sprayer	\$ 7,776.00	\$ 7,154.00
F2025	Fun Forms™ Hector Heron Aqua Sprayer	\$ 10,972.00	\$ 10,095.00
F2026	Fun Forms™ Marty Moose Aqua Sprayer with Belly Effects Water	\$ 16,583.00	\$ 15,257.00
F2028	Fun Forms™ Lilly Frog Aqua Sprayer	\$ 4,660.00	\$ 4,288.00
F2029	Fun Forms™ Callies's Castle Aqua Sprayer	\$ 15,673.00	\$ 14,420.00
F2030	Fun Forms™ Farah's Faucet Aqua Sprayer	\$ 11,249.00	\$ 10,350.00
F2031	Fun Forms™ Triple Wipple Aqua Sprayer	\$ 9,080.00	\$ 8,354.00
F2032	Fun Forms™ Bell Tower Aqua Sprayer	\$ 12,333.00	\$ 11,347.00
F2033	Fun Forms™ Cross Arch Aqua Sprayer	\$ 6,388.00	\$ 5,877.00
F2034	Fun Forms™ Twister Aqua Sprayer	\$ 5,137.00	\$ 4,727.00
F2035	Fun Forms™ Volcano Tree Aqua Sprayer	\$ 9,907.00	\$ 9,115.00
F2036	Fun Forms™ Doodle Noodle Aqua Sprayer	\$ 5,018.00	\$ 4,617.00
F2040	Fun Forms™ Petunia Aqua Sprayer	\$ 7,303.00	\$ 6,719.00
F2041	Fun Forms™ Cowboy Cactus Aqua Sprayer	\$ 8,831.00	\$ 8,125.00
F2042	Fun Forms™ Sandra Scorpion Aqua Sprayer	\$ 4,800.00	\$ 4,416.00
F2043	Fun Forms™ Lazy Lizard Aqua Sprayer	\$ 7,129.00	\$ 6,559.00
F2044	Fun Forms™ Roger Rattlesnake Aqua Sprayer	\$ 4,268.00	\$ 3,927.00
F2045	Fun Forms™ Big Treasure Chest Aqua Sprayer	\$ 11,530.00	\$ 10,608.00
F2046	Fun Forms™ Simon Sea Dragon Aqua Sprayer	\$ 12,911.00	\$ 11,879.00
F2048	Fun Forms™ Dragon's Spire Aqua Sprayer	\$ 24,853.00	\$ 22,865.00
F2049	Fun Forms™ Armored Knight Aqua Sprayer	\$ 10,902.00	\$ 10,030.00
F2050	Fun Forms™ Jester's Hat Spire Aqua Sprayer	\$ 10,759.00	\$ 9,899.00
F2051	Fun Forms™ Balanced Rock Aqua Sprayer	\$ 10,843.00	\$ 9,976.00
F2052	Fun Forms™ Rocky Rain Aqua Sprayer	\$ 12,548.00	\$ 11,545.00
F2054	Fun Forms™ Tatum Pole Aqua Sprayer	\$ 20,168.00	\$ 18,555.00
F2055	Fun Forms™ Krazy Kokopelli Aqua Sprayer	\$ 18,462.00	\$ 16,986.00
F2056	Fun Forms™ Batter-Up Aqua Sprayer	\$ 5,304.00	\$ 4,880.00
F2057	Fun Forms™ Rain Racket Aqua Sprayer	\$ 8,062.00	\$ 7,418.00
F2059	Fun Forms™ Rub-A Dub Sub Aqua Sprayer	\$ 20,915.00	\$ 19,242.00
F2060	Fun Forms™ Anchor Away Aqua Sprayer	\$ 5,531.00	\$ 5,089.00
F2061	Fun Forms™ I Spy Aqua Sprayer	\$ 7,155.00	\$ 6,583.00
F2063	Fun Forms™ Pirate Hook Aqua Sprayer	\$ 5,436.00	\$ 5,002.00
F2064	Fun Forms™ Lion Flower Aqua Sprayer	\$ 7,757.00	\$ 7,137.00
F2065	Fun Forms™ Sheldon Snail Aqua Sprayer	\$ 6,145.00	\$ 5,654.00
F2066	Fun Forms™ Crow's Nest Aqua Sprayer	\$ 7,227.00	\$ 6,649.00
F2067	Fun Forms™ Eagle Eye Aqua Sprayer	\$ 15,309.00	\$ 14,085.00
F2068	Fun Forms™ Too Tall Giraffe Aqua Sprayer	\$ 10,302.00	\$ 9,478.00
F2069	Fun Forms™ Web Drop Aqua Sprayer	\$ 3,500.00	\$ 3,220.00
F2070	Fun Forms™ Dew Drop Aqua Sprayer	\$ 4,202.00	\$ 3,866.00
F2071	Fun Forms™ Pete's Pump Aqua Sprayer	\$ 12,054.00	\$ 11,090.00
F2072	Fun Forms™ Hey Taxi Aqua Sprayer	\$ 9,406.00	\$ 8,654.00
F2073	Fun Forms™ Space Pod Aqua Sprayer	\$ 3,742.00	\$ 3,443.00
F2074	Fun Forms™ Stop-n-Go Aqua Sprayer	\$ 11,622.00	\$ 10,693.00

Part No.	Product Description	Commercial Price	USC Net Price
F2075	Fun Forms™ Pirate Knife Aqua Sprayer	\$ 4,749.00	\$ 4,370.00
F2078	Fun Forms™ Airplane Mountain Aqua Sprayer	\$ 42,102.00	\$ 38,734.00
F2079	Fun Forms™ Rickey's Rocket Aqua Sprayer	\$ 10,171.00	\$ 9,358.00
F2080	Fun Forms™ Stuck Sword Aqua Sprayer	\$ 3,724.00	\$ 3,427.00
F2092	Fun Forms™ Bear N' Trout Aqua Sprayer	\$ 9,997.00	\$ 9,198.00
F2109	Fun Forms™ Rupert Rhino Aqua Sprayer	\$ 8,708.00	\$ 8,012.00
F2110	Fun Forms™ Elsa Elephant Aqua Sprayer	\$ 8,889.00	\$ 8,178.00
F3000	Fun Forms™ Kirby Crab Aqua Spout	\$ 1,005.00	\$ 925.00
F3001	Fun Forms™ Larry Lobster Aqua Spout	\$ 2,108.00	\$ 1,940.00
F3002	Fun Forms™ Big Starfish Aqua Spout	\$ 3,209.00	\$ 2,953.00
F3003	Fun Forms™ Martha Mantaray Aqua Spout	\$ 3,339.00	\$ 3,072.00
F3004	Fun Forms™ Dalton Dolphin Aqua Spout	\$ 2,769.00	\$ 2,548.00
F3005	Fun Forms™ Lindsey Ladybug Aqua Spout	\$ 997.00	\$ 918.00
F3006	Fun Forms™ Olie Octopus Aqua Spout	\$ 1,539.00	\$ 1,416.00
F3007	Fun Forms™ Finn the Fish Aqua Spout	\$ 1,183.00	\$ 1,089.00
F3008	Fun Forms™ Cowardly Clam Aqua Spout	\$ 1,204.00	\$ 1,108.00
F3009	Fun Forms™ Sarah Sea Shell Aqua Spout	\$ 1,146.00	\$ 1,055.00
F3010	Fun Forms™ Tommy Sea Turtle Aqua Spout	\$ 2,405.00	\$ 2,213.00
F3011	Fun Forms™ Doubloons Aqua Spout	\$ 1,439.00	\$ 1,324.00
F3012	Fun Forms™ Pete's Pirate Hat Aqua Spout	\$ 2,096.00	\$ 1,929.00
F3013	Fun Forms™ Lil' Treasure Chest Aqua Spout	\$ 3,427.00	\$ 3,153.00
F3014	Fun Forms™ Treasure Map Aqua Spout	\$ 2,298.00	\$ 2,115.00
F3016	Fun Forms™ Close Call Cannon Ball Aqua Spout	\$ 1,552.00	\$ 1,428.00
F3017	Fun Forms™ Pile O' Jewels Aqua Spout	\$ 1,852.00	\$ 1,704.00
F3018	Fun Forms™ Fish Bones Aqua Spout	\$ 1,805.00	\$ 1,661.00
F3019	Fun Forms™ Snake N' Skull Aqua Spout	\$ 1,526.00	\$ 1,404.00
F3020	Fun Forms™ Sunflower Aqua Spout	\$ 1,140.00	\$ 1,049.00
F3021	Fun Forms™ Lil' Starfish Aqua Spout	\$ 841.00	\$ 774.00
F3022	Fun Forms™ Baby Bee Aqua Spout	\$ 1,154.00	\$ 1,062.00
F3023	Fun Forms™ Beatrice Butterfly Aqua Spout	\$ 2,002.00	\$ 1,842.00
F3025	Fun Forms™ Delilah Dragonfly Aqua Spout	\$ 2,502.00	\$ 2,302.00
F3026	Fun Forms™ Daisy Aqua Spout	\$ 1,263.00	\$ 1,162.00
F3028	Fun Forms™ Slithering Snake Aqua Spout	\$ 2,112.00	\$ 1,944.00
F3029	Fun Forms™ Felipe Frog Aqua Spout	\$ 1,740.00	\$ 1,601.00
F3030	Fun Forms™ Harry Hippo Aqua Spout	\$ 2,779.00	\$ 2,557.00
F3031	Fun Forms™ Hector Gila Monster Aqua Spout	\$ 2,625.00	\$ 2,415.00
F3032	Fun Forms™ Billy Box Turtle Aqua Spout	\$ 1,928.00	\$ 1,774.00
F3033	Fun Forms™ Kid Corsair Aqua Spout	\$ 4,312.00	\$ 3,968.00
F3034	Fun Forms™ Water Bomber Aqua Spout	\$ 4,649.00	\$ 4,278.00
F3035	Fun Forms™ Dragon Egg Aqua Spout	\$ 2,062.00	\$ 1,898.00
F3036	Fun Forms™ Water Blurp Aqua Spout	\$ 2,406.00	\$ 2,214.00
F3037	Fun Forms™ Paint Splat Aqua Spout	\$ 2,774.00	\$ 2,553.00
F3038	Fun Forms™ Gas Nozzle Aqua Spout	\$ 1,826.00	\$ 1,680.00
F3039	Fun Forms™ Paint Drip Aqua Spout	\$ 1,568.00	\$ 1,443.00
F3040	Fun Forms™ Fireman's Hat Aqua Spout	\$ 1,819.00	\$ 1,674.00
F3041	Fun Forms™ Stevie Stingray Aqua Spout	\$ 2,691.00	\$ 2,476.00
F3042	Fun Forms™ Landing Light Aqua Spout	\$ 1,723.00	\$ 1,586.00
F3044	Fun Forms™ Battle Sword Aqua Spout	\$ 1,995.00	\$ 1,836.00
F3045	Fun Forms™ Battle Shield Aqua Spout	\$ 1,909.00	\$ 1,757.00
F3046	Fun Forms™ Battle Mace Aqua Spout	\$ 2,544.00	\$ 2,341.00
F3047	Fun Forms™ Knight's Helmet Aqua Spout	\$ 1,772.00	\$ 1,631.00
F3049	Fun Forms™ Allen Armadillo Aqua Spout	\$ 2,714.00	\$ 2,497.00

Part No.	Product Description	Commercial Price	USC Net Price
F3050	Fun Forms™ Kiddy Cactus Aqua Spout	\$ 1,375.00	\$ 1,265.00
F3051	Fun Forms™ Gracie Gator Aqua Spout	\$ 2,000.00	\$ 1,840.00
F3052	Fun Forms™ Sally Spider Aqua Spout	\$ 1,235.00	\$ 1,137.00
F3053	Fun Forms™ Jimmy Jack Rabbit Aqua Spout	\$ 1,413.00	\$ 1,300.00
F3055	Fun Forms™ Sam Scarab Aqua Spout	\$ 1,327.00	\$ 1,221.00
F3056	Fun Forms™ Gooooaa! Aqua Spout	\$ 1,471.00	\$ 1,354.00
F3059	Fun Forms™ Double Dribble Aqua Spout	\$ 1,354.00	\$ 1,246.00
F3060	Fun Forms™ Home Run Aqua Spout	\$ 1,186.00	\$ 1,092.00
F3061	Fun Forms™ Blitz Aqua Spout	\$ 1,218.00	\$ 1,121.00
F3062	Fun Forms™ Ace Aqua Spout	\$ 1,300.00	\$ 1,196.00
F3064	Fun Forms™ Wet Whistle Aqua Spout	\$ 1,153.00	\$ 1,061.00
F4000	Fun Forms™ Tiki Hut Hover Pad	\$ 74,223.00	\$ 68,286.00
F4001	Fun Forms™ Squidley's Castle	\$ 32,990.00	\$ 30,351.00
F4002	Fun Forms™ Treasure Island Hover Pad	\$ 108,999.00	\$ 100,280.00
F4003	Fun Forms™ Neptune's Castle	\$ 94,946.00	\$ 87,351.00
F4004	Fun Forms™ Howlin' Coyote Hover Pad	\$ 94,984.00	\$ 87,386.00
F4005	Fun Forms™ North Woods Hover Pad	\$ 91,522.00	\$ 84,201.00
F5000	Fun Forms™ Coral Crossfire Aqua Games	\$ 127,248.00	\$ 117,069.00
F5000	Fun Forms™ Coral Crossfire Aqua Games	\$ 127,248.00	\$ 117,069.00
F5001	Fun Forms™ Jungle Bunch Aqua Games	\$ 123,403.00	\$ 113,531.00
F6000	Fun Forms™ Crab Activator, Step N' Go Wireless Activator	\$ 1,512.00	\$ 1,392.00
F6001	Fun Forms™ Sea Shell Activator, Step N' Go Wireless Activator	\$ 1,512.00	\$ 1,392.00
F6002	Fun Forms™ Clam Activator, Step N' Go Wireless Activator	\$ 1,687.00	\$ 1,553.00
F6003	Fun Forms™ Pirate's Hat Activator, Step N' Go Wireless Activator	\$ 2,427.00	\$ 2,233.00
F6004	Fun Forms™ Cannon Activator, Bollard style	\$ 2,213.00	\$ 2,036.00
F6005	Fun Forms™ Cannon Ball Activator, Step N' Go Wireless Activator	\$ 2,062.00	\$ 1,898.00
F6006	Fun Forms™ Lady Bug Activator, Step N' Go Wireless Activator	\$ 1,506.00	\$ 1,386.00
F6007	Fun Forms™ Sun Flower Activator, Step N' Go Wireless Activator	\$ 1,407.00	\$ 1,295.00
F6008	Fun Forms™ Bumble Bee Activator, Step N' Go Wireless Activator	\$ 1,537.00	\$ 1,415.00
F6009	Fun Forms™ Landing Light Activator, Step N' Go Wireless Activator	\$ 1,664.00	\$ 1,531.00
F6010	Fun Forms™ Fireman's Hat, Step N' Go Wireless Activator	\$ 1,687.00	\$ 1,553.00
F6011	Fun Forms™ Knight's Helmut, Step N' Go Wireless Activator	\$ 1,790.00	\$ 1,647.00
F6012	Fun Forms™ Small Cactus, Step N' Go Wireless Activator	\$ 1,716.00	\$ 1,579.00
F6013	Fun Forms™ Box Turtle Activator, Step N' Go Wireless Activator	\$ 2,438.00	\$ 2,243.00
F6014	Fun Forms™ Lil' Bear Aqua Activator™ Bollard	\$ 3,836.00	\$ 3,530.00
F6015	Fun Forms™ Basketball Activator, Step N' Go Wireless Activator	\$ 1,726.00	\$ 1,588.00
F6016	Fun Forms™ Basetball Activator, Step N' Go Wireless Activator	\$ 1,541.00	\$ 1,418.00
F6017	Fun Forms™ Football Activator, Step N' Go Wireless Activator	\$ 1,726.00	\$ 1,588.00
F6018	Fun Forms™ Tennis Ball Activator, Step N' Go Wireless Activator	\$ 1,726.00	\$ 1,588.00
F6019	Fun Forms™ Baseball Bat Aqua Activator™ Bollard	\$ 2,450.00	\$ 2,254.00
F6020	Fun Forms™ Tennis Racquet Aqua Activator™ Bollard	\$ 2,928.00	\$ 2,694.00
F6021	Fun Forms™ Basketball Activator, Step N' Go Wireless Activator	\$ 1,726.00	\$ 1,588.00
F6022	Fun Forms™ Tall Cactus Aqua Activator™ Bollard	\$ 2,765.00	\$ 2,544.00
F6023	Fun Forms™ Octopus Aqua Activator™ Bollard	\$ 2,708.00	\$ 2,492.00
F6024	Fun Forms™ Starfish Aqua Activator™ Bollard	\$ 2,588.00	\$ 2,381.00
F6025	Fun Forms™ Hermit Crab Bollard Activator	\$ 3,603.00	\$ 3,315.00
F6026	Fun Forms™ Flower Bollard Activator	\$ 3,510.00	\$ 3,230.00
F6027	Fun Forms™ Snake On A Stick Bollard Activator	\$ 3,190.00	\$ 2,935.00
F6028	Fun Forms™ Dragon Egg Aqua Activator™ Bollard	\$ 2,821.00	\$ 2,596.00
F6029	Fun Forms™ Frog Activator, Step N' Go Wireless Activator	\$ 2,479.00	\$ 2,281.00
F6030	Fun Forms™ Fire Hydrant Aqua Activator™ Bollard	\$ 3,211.00	\$ 2,955.00
F6031	Fun Forms™ Web Drop Aqua Activator™ Bollard	\$ 2,822.00	\$ 2,597.00

Part No.	Product Description	Commercial Price	USC Net Price
F6032	Fun Forms™ Lava Aqua Activator™ Bollard	\$ 2,959.00	\$ 2,723.00
F6033	Fun Forms™ Space Pod Aqua Activator™ Bollard	\$ 2,902.00	\$ 2,670.00
F6034	Fun Forms™ Spider Aqua Activator™	\$ 1,743.00	\$ 1,604.00
F7000	Fun Forms™ Flying Fish Lazy River Aqua Sprayer	\$ 9,530.00	\$ 8,768.00
F7001	Fun Forms™ Jumping Dolphin Lazy River Aqua Sprayer	\$ 8,186.00	\$ 7,532.00
F7002	Fun Forms™ Oscar Octopus Lazy River Aqua Sprayer	\$ 12,036.00	\$ 11,074.00
F7003	Fun Forms™ Drop Anchor Lazy River Aqua Sprayer	\$ 5,116.00	\$ 4,707.00
F7004	Fun Forms™ Broken Mast Lazy River Aqua Sprayer	\$ 9,574.00	\$ 8,809.00
F7005	Fun Forms™ Tropical Bird Lazy River Aqua Sprayer	\$ 11,383.00	\$ 10,473.00
F7006	Fun Forms™ Boat Wreck Lazy River Aqua Sprayer	\$ 7,132.00	\$ 6,562.00
F7007	Fun Forms™ Flying Barrels Lazy River Aqua Sprayer	\$ 9,363.00	\$ 8,614.00
F7008	Fun Forms™ Crossed Palms Lazy River Aqua Sprayer	\$ 18,392.00	\$ 16,921.00
F7009	Fun Forms™ Morton Monkey Lazy River Aqua Sprayer	\$ 17,953.00	\$ 16,517.00
F7010	Fun Forms™ Julie Giraffe Lazy River Aqua Sprayer	\$ 12,790.00	\$ 11,767.00
F7011	Fun Forms™ Train Bridge Lazy River Aqua Sprayer	\$ 19,048.00	\$ 17,525.00
F7012	Fun Forms™ Railroad Crossing	\$ 6,974.00	\$ 6,417.00
F7013	Fun Forms™ Should I Stop Lazy River Aqua Sprayer	\$ 7,648.00	\$ 7,037.00
F7014	Fun Forms™ Castle Drawwbridge Lazy River Aqua Sprayer	\$ 8,403.00	\$ 7,731.00
F7015	Fun Forms™ Desert Form Arch Lazy River Aqua Sprayer	\$ 15,318.00	\$ 14,093.00
F7016	Fun Forms™ Spilling Spigot Lazy River Aqua Sprayer	\$ 9,502.00	\$ 8,742.00
F7017	Fun Forms™ Leaky Pipe Lazy River Aqua Sprayer	\$ 12,420.00	\$ 11,427.00
-FC3	Finial Chain Garlands Decorative Option (3) Chains	\$ 2,475.00	\$ 2,277.00
-FR3	Finial Rectangular Flag Decorative Option (3) Flags	\$ 3,506.00	\$ 3,226.00
-FS3	Finial Sails Decorative Option (3) Flags	\$ 3,866.00	\$ 3,557.00
-FT3	Finial Triangular Flag Decorative Option (3) Flags	\$ 3,866.00	\$ 3,557.00
HLMS-1	Hydro Launch Manifold Sump™ with (1) Discharge Assembly and a 4" Drain Connection. No Integral Activator	\$ 2,924.00	\$ 2,691.00
HLMS-2	Hydro Launch Manifold Sump™ with Grate, (2) Discharge Assemblies and a 4" Drain Connection. No Integral Activator	\$ 2,924.00	\$ 2,691.00
HLMS-3	Hydro Launch Mainfold Sump™ Assembly with Grate, (3) Throtting Discharge Assemblies and a 4" Drain Connection. No Integral Activator.	\$ 3,072.00	\$ 2,827.00
HLMS-4	Hydro Launch Mainfold Sump™ Assembly with Grate, (4) Throtting Discharge Assemblies and a 4" Drain Connection. No Integral Activator.	\$ 3,145.00	\$ 2,894.00
HLMS-5	Hydro Launch Mainfold Sump™ Assembly with Grate, (5) Throtting Discharge Assemblies and a 4" Drain Connection. No Integral Activator	\$ 3,219.00	\$ 2,962.00
HLMS-6	Hydro Launch Mainfold Sump™ Assembly with Grate, (6) Throtting Discharge Assemblies and a 4" Drain Connection. No Integral Activator	\$ 3,292.00	\$ 3,029.00
HLP-0x1-6x1.5	Hydraulic Launch Pod™ with (0) 1" Discharge Assemblies, (6) 1 1/2" Discharge Assemblies and a 4" Drain Connection. The grade level Grate and Activator Assembly P/N 1-001781-001 may be shipped separately from the Sump and Manifold Assembly.	\$ 5,564.00	\$ 5,119.00
HLP-1	Hydraulic Launch Pod™ with (1) Discharge Assembly and a 4" Drain Connection. The grade level Grate and Activator Assembly P/N HLP-B may be shipped separately from the Sump and Manifold Assembly.	\$ 5,197.00	\$ 4,782.00
HLP-2	Hydraulic Launch Pod™ with (2) Discharge Assemblies and a 4" Drain Connection. The grade level Grate and Activator Assembly P/N HLP-B may be shipped separately from the Sump and Manifold Assembly.	\$ 5,271.00	\$ 4,850.00
HLP-3	Hydraulic Launch Pod™ with (3) Discharge Assemblies and a 4" Drain Connection. The grade level Grate and Activator Assembly P/N HLP-B may be shipped separately from the Sump and Manifold Assembly.	\$ 5,345.00	\$ 4,918.00
HLP-4	Hydraulic Launch Pod™ with (4) Discharge Assemblies and a 4" Drain Connection. The grade level Grate and Activator Assembly P/N HLP-B may be shipped separately from the Sump and Manifold Assembly.	\$ 5,418.00	\$ 4,985.00
HLP-5	Hydraulic Launch Pod™ with (5) Discharge Assemblies and a 4" Drain Connection. The grade level Grate and Activator Assembly P/N HLP-B may be shipped separately from the Sump and Manifold Assembly.	\$ 5,491.00	\$ 5,052.00

Part No.	Product Description	Commercial Price	USC Net Price
HLP-6	Hydraulic Launch Pod™ with (6) Discharge Assemblies and a 4" Drain Connection. The grade level Grate and Activator Assembly P/N HLP-B may be shipped separately from the Sump and Manifold Assembly.	\$ 5,564.00	\$ 5,119.00
W001	Water Way™	\$ 6,098.00	\$ 5,611.00
W001C	Water Way™, Water Conserving	\$ 6,098.00	\$ 5,611.00
W002	Pot O' Gold™, Complete 3 Arch Assembly	\$ 21,650.00	\$ 19,918.00
W002(A)	Pot O' Gold™, Large Arch	\$ 7,217.00	\$ 6,640.00
W002(B)	Pot O' Gold™, Medium Arch	\$ 7,217.00	\$ 6,640.00
W002(C)	Pot O' Gold™, Small Arch	\$ 7,217.00	\$ 6,640.00
W002C	Pot O' Gold™, Water Conserving, Complete 3 Arch Assembly	\$ 21,650.00	\$ 19,918.00
W002C(A)	Pot O' Gold™, Water Conserving, Large Arch	\$ 7,217.00	\$ 6,640.00
W002C(B)	Pot O' Gold™, Water Conserving, Medium Arch	\$ 7,217.00	\$ 6,640.00
W002C(C)	Pot O' Gold™, Water Conserving Small Arch	\$ 7,217.00	\$ 6,640.00
W003	Curvy Cool™	\$ 6,464.00	\$ 5,947.00
W003C	Curvy Cool™, Water Conserving	\$ 6,464.00	\$ 5,947.00
W004	Daddy Long Legs™	\$ 1,568.00	\$ 1,443.00
W004C	Daddy Long Legs™, Water Conserving	\$ 1,568.00	\$ 1,443.00
W005	Water Round™	\$ 1,872.00	\$ 1,723.00
W005C	Water Round™, Water Conserving	\$ 1,872.00	\$ 1,723.00
W006	Aqua Arch™	\$ 732.00	\$ 674.00
W006C	Aqua Arch™, Water Conserving	\$ 732.00	\$ 674.00
W007F	Under-Brella™ (FRP Top Dome)	\$ 8,825.00	\$ 8,119.00
W008	Step N' Whoosh™	\$ 5,196.00	\$ 4,781.00
W008C	Step N' Whoosh™, Water Conserving	\$ 5,196.00	\$ 4,781.00
W010	Mushroom Maze™	\$ 2,320.00	\$ 2,135.00
W011	Jet Way™	\$ 732.00	\$ 674.00
W012	Water Cage™	\$ 4,578.00	\$ 4,212.00
W012C	Water Cage™, Water Conserving	\$ 4,578.00	\$ 4,212.00
W016	Cloud 9™	\$ 1,918.00	\$ 1,765.00
W018	Water Palm™	\$ 7,325.00	\$ 6,739.00
W020	Water Worm™, 4 Piece Assembly	\$ 17,396.00	\$ 16,005.00
W020(A)	Water Worm™, front section	\$ 4,872.00	\$ 4,483.00
W020(B)	Water Worm™, front hump	\$ 4,738.00	\$ 4,359.00
W020(C)	Water Worm™, back hump	\$ 3,975.00	\$ 3,657.00
W020(D)	Water Worm™, tail section	\$ 3,814.00	\$ 3,509.00
W020C	Water Worm™, Water Conserving	\$ 17,396.00	\$ 16,005.00
W020C(A)	Water Worm™, Water Conserving, front section	\$ 4,872.00	\$ 4,483.00
W020C(B)	Water Worm™, Water Conserving, front hump	\$ 4,738.00	\$ 4,359.00
W020C(C)	Water Worm™, Water Conserving, back hump	\$ 3,975.00	\$ 3,657.00
W020C(D)	Water Worm™, Water Conserving, tail section	\$ 3,814.00	\$ 3,509.00
W023	Silly Shower™	\$ 8,825.00	\$ 8,119.00
W024	Water Whoopee™	\$ 3,135.00	\$ 2,885.00
W026	Saguaro Soaker™	\$ 8,160.00	\$ 7,508.00
W026C	Saguaro Soaker™, Water Conserving	\$ 8,160.00	\$ 7,508.00
W029	Sun Shower™	\$ 5,825.00	\$ 5,359.00
W029C	Sun Shower™, Water Conserving	\$ 5,825.00	\$ 5,359.00
W032	Water Coils™ (4 Coil Assembly)	\$ 23,196.00	\$ 21,341.00
W032-1	Water Coils™ (Single Coil)	\$ 5,799.00	\$ 5,336.00
W034	Spray Way™	\$ 4,805.00	\$ 4,421.00
W034C	Spray Way™, Water Conserving	\$ 4,805.00	\$ 4,421.00
W036	Baby Long Legs™	\$ 732.00	\$ 674.00
W036C	Baby Long Legs™, Water Conserving	\$ 732.00	\$ 674.00

Part No.	Product Description	Commercial Price	USC Net Price
W039	Water-Brella™	\$ 5,361.00	\$ 4,933.00
W040	Water Web™	\$ 2,261.00	\$ 2,081.00
W041	Fountain on a Stick™ (No Nozzle)	\$ 3,629.00	\$ 3,339.00
W041-AJ	Fountain on a Stick™ with EPA-150 ArchJet™ Nozzle Assembly	\$ 4,263.00	\$ 3,922.00
W041-FJ	Fountain on a Stick™ with FoamJet™ with 15-4462 Nozzle Assembly	\$ 4,181.00	\$ 3,847.00
W041-PN	Fountain on a Stick™ with Peacock™ 15-4460 Nozzle Assembly	\$ 3,836.00	\$ 3,530.00
W041-SN	Fountain on a Stick™ with Snowball™ 15-4461 Nozzle Assembly	\$ 4,047.00	\$ 3,724.00
W041-WC	Fountain on a Stick™ with WaterCastle™ 15-4459 Nozzle Assembly	\$ 4,346.00	\$ 3,999.00
W043	Dandelion Dome™	\$ 769.00	\$ 708.00
W046	Water Ball™	\$ 6,202.00	\$ 5,706.00
W048	Sea Dragon™ (5 Pieces)	\$ 25,568.00	\$ 23,523.00
W048(A)	Sea Dragon™, Front Riser with Head	\$ 8,279.00	\$ 7,617.00
W048(A)C	Sea Dragon™, Front Riser with Head, Water Conserving version	\$ 8,279.00	\$ 7,617.00
W048(C)	Sea Dragon™, Section C; 2' 2" Tall x 4'	\$ 2,821.00	\$ 2,596.00
W049	Sea Anchor™	\$ 10,366.00	\$ 9,537.00
W055	Water Wave™	\$ 1,805.00	\$ 1,661.00
W056	Gravity Shooter™ w/Smooth Bore Nozzle	\$ 5,957.00	\$ 5,481.00
W057	Water Sprout™	\$ 970.00	\$ 893.00
W058-0	Water Fence™ Connector	\$ 88.00	\$ 81.00
W058-1	Water Fence™ 1'0" Section	\$ 1,202.00	\$ 1,106.00
W058-2	Water Fence™ 2'0" Section	\$ 1,485.00	\$ 1,367.00
W058-24	Water Fence™ 24" Arc Section	\$ 1,598.00	\$ 1,471.00
W058-3	Water Fence™ 3'0" Section	\$ 1,665.00	\$ 1,532.00
W058-36	Water Fence™ 36" Arc Section	\$ 2,114.00	\$ 1,945.00
W058-4	Water Fence™ 4'0" Section	\$ 1,851.00	\$ 1,703.00
W058-5	Water Fence™ 5'0" Section	\$ 2,310.00	\$ 2,126.00
W058-6	Water Fence™ 6'0" Section	\$ 3,511.00	\$ 3,231.00
W058C-1	Water Fence™, Water Conserving, 1'0" Section	\$ 1,202.00	\$ 1,106.00
W058C-2	Water Fence™, Water Conserving, 2'0" Section	\$ 1,485.00	\$ 1,367.00
W058C-24	Water Fence™, Water Conserving, 24" Arc Section	\$ 1,598.00	\$ 1,471.00
W058C-3	Water Fence™, Water Conserving, 3'0" Section	\$ 1,665.00	\$ 1,532.00
W058C-36	Water Fence™, Water Conserving, 36" Arc Section	\$ 2,114.00	\$ 1,945.00
W058C-4	Water Fence™, Water Conserving, 4'0" Section	\$ 1,851.00	\$ 1,703.00
W058C-5	Water Fence™, Water Conserving, 5'0" Section	\$ 2,310.00	\$ 2,126.00
W058C-6	Water Fence™, Water Conserving, 6'0" Section	\$ 3,511.00	\$ 3,231.00
W061	Daisy Raindrop™	\$ 10,135.00	\$ 9,325.00
W062	Water Rail™	\$ 6,478.00	\$ 5,960.00
W063	Filler Dump™	\$ 6,238.00	\$ 5,739.00
W066	Water Snake™, Complete 5-Piece Assembly aka Sea Snake™	\$ 29,877.00	\$ 27,487.00
W066(A)	Water Snake™, Front Riser with Head aka Sea Snake™	\$ 7,088.00	\$ 6,521.00
W068	Water Lava™	\$ 1,877.00	\$ 1,727.00
W071	Water Flower™	\$ 825.00	\$ 759.00
W073	Geysirino™	\$ 2,109.00	\$ 1,941.00
W074	Water Wickets™, 4 Arch Assembly	\$ 17,160.00	\$ 15,788.00
W074(A)	Water Wickets™ 13' Arch	\$ 4,514.00	\$ 4,153.00
W074(B)	Water Wickets™ 12' Arch	\$ 4,468.00	\$ 4,111.00
W074(C)	Water Wickets™ 11' Arch	\$ 4,128.00	\$ 3,798.00
W074(D)	Water Wickets™ 10' Arch	\$ 4,052.00	\$ 3,728.00
W080	Roll-A-Rail™	\$ 9,382.00	\$ 8,632.00
W080C	Roll-A-Rail™, Water Conserving	\$ 9,382.00	\$ 8,632.00
W083	Water Fan™	\$ 1,568.00	\$ 1,443.00
W085	Splash-O-Lator™	\$ 815.00	\$ 750.00

Part No.	Product Description	Commercial Price	USC Net Price
W086	Directional Eyeball™	\$ 531.00	\$ 489.00
W088	Gravity Cannon™	\$ 7,696.00	\$ 7,081.00
W091	Bubbler™	\$ 769.00	\$ 708.00
W093	Water Weave™	\$ 1,903.00	\$ 1,751.00
W097-4	Over N' Under™ (four nozzles)	\$ 2,485.00	\$ 2,287.00
W097-5	Over N' Under™ (five nozzles)	\$ 3,093.00	\$ 2,846.00
W097-6	Over N' Under™ (six nozzles)	\$ 3,959.00	\$ 3,643.00
W097-8	Over N' Under™ (eight nozzles)	\$ 5,155.00	\$ 4,743.00
W097C-4	Over N' Under™, Water Conserving (four nozzles)	\$ 2,485.00	\$ 2,287.00
W097C-5	Over N' Under™, Water Conserving (five nozzles)	\$ 3,093.00	\$ 2,846.00
W097C-6	Over N' Under™, Water Conserving (six nozzles)	\$ 3,959.00	\$ 3,643.00
W097C-8	Over N' Under™, Water Conserving	\$ 5,155.00	\$ 4,743.00
W100	Anywayspray™	\$ 732.00	\$ 674.00
W100C	Anywayspray™, Water Conserving	\$ 732.00	\$ 674.00
W102	Water Plug™	\$ 9,489.00	\$ 8,730.00
W103	Fill N' Spill™, 5-Arm Assembly	\$ 13,590.00	\$ 12,503.00
W103(3)	Fill N' Spill™, 3-Arm Assembly	\$ 9,993.00	\$ 9,194.00
W110	Swaying Palm™	\$ 7,526.00	\$ 6,924.00
W110-DC	Swaying Palm™ with Dumping Coconuts	\$ 14,114.00	\$ 12,985.00
W120	Underwater Bubbler	\$ 624.00	\$ 575.00
W121	Big Buckets™, 5-Arm Assembly	\$ 15,114.00	\$ 13,905.00
W121-3	Big Buckets™, 3-Arm Assembly	\$ 11,449.00	\$ 10,534.00
W124	Pony Tail™	\$ 579.00	\$ 533.00
W125	Simple Spray™	\$ 579.00	\$ 533.00
W126	Simple Spray II™	\$ 579.00	\$ 533.00
W127	Spill Tower™	\$ 20,325.00	\$ 18,699.00
W128	Flower Shower™	\$ 12,640.00	\$ 11,629.00
W129	Three Arm Bandit™	\$ 8,825.00	\$ 8,119.00
W130	Spin N' Spill™	\$ 19,497.00	\$ 17,938.00
W131	Little Sqwerts™ Astro Foam	\$ 5,537.00	\$ 5,095.00
W132	Shimmer Sheet™	\$ 10,052.00	\$ 9,248.00
W133	Splash Tower™, 5-Arm Assembly	\$ 18,351.00	\$ 16,883.00
W134	Gravity Double Spray™	\$ 10,652.00	\$ 9,800.00
W137	Spin-Brella™	\$ 13,447.00	\$ 12,372.00
W138	Crystal Dome™	\$ 7,212.00	\$ 6,636.00
W139	Water Maypole™	\$ 12,959.00	\$ 11,923.00
W142	Dumpin' Buccaneer™	\$ 25,217.00	\$ 23,200.00
W143	Water Windmill™	\$ 64,433.00	\$ 59,279.00
W144	Tidal Tank™	\$ 49,397.00	\$ 45,446.00
W147	Just-A-Bucket™	\$ 6,629.00	\$ 6,099.00
W148	Schooner Splash™	\$ 14,731.00	\$ 13,553.00
W150	Just-A-Wheel™	\$ 11,789.00	\$ 10,846.00
W151	Three Wheeler™	\$ 9,717.00	\$ 8,940.00
W152	Spill Mix™	\$ 9,717.00	\$ 8,940.00
W155	Triple Drop™	\$ 8,345.00	\$ 7,678.00
W157	Trickle Tractor™	\$ 26,805.00	\$ 24,661.00
W158	Push-Me-Pull-You™	\$ 10,423.00	\$ 9,590.00
W158C	Push-Me-Pull-You™, Water Conserving	\$ 10,423.00	\$ 9,590.00
W161	Watercycle™	\$ 23,196.00	\$ 21,341.00
W172	Port Beacon™	\$ 19,588.00	\$ 18,021.00
W179	Ring O' Water™	\$ 6,608.00	\$ 6,080.00
W185	Tidal Bucket™	\$ 16,811.00	\$ 15,467.00

Part No.	Product Description	Commercial Price	USC Net Price
W186	Tidal Barrel™	\$ 23,970.00	\$ 22,053.00
W196	Ship Prow (the Fore Component of a Boat Feature)	\$ 15,000.00	\$ 13,800.00
W197	Ship Stern (Aft Component of Boat Feature)	\$ 7,935.00	\$ 7,301.00
W210	Dumble Drop™	\$ 9,645.00	\$ 8,874.00
W214	Turn-A-Round™	\$ 4,789.00	\$ 4,406.00
W218	Bug Buggle™	\$ 923.00	\$ 850.00
W226	Stream Weaver™	\$ 609.00	\$ 561.00
W228	Air Stick™ Steppers™ series	\$ 609.00	\$ 561.00
W235	Inverter™	\$ 614.00	\$ 565.00
W237	Flamdingo™	\$ 14,459.00	\$ 13,303.00
W238	Water Rings™ (4 Coil Assembly)	\$ 16,710.00	\$ 15,374.00
W238-1	Water Rings™ (Single Coil)	\$ 4,178.00	\$ 3,844.00
W241	Fanette™	\$ 609.00	\$ 561.00
W242	Spritzzzer™	\$ 609.00	\$ 561.00
W244	Buddy Bovine™	\$ 9,057.00	\$ 8,333.00
W255	Flick Flower #3™	\$ 9,422.00	\$ 8,669.00
W280	Popp Dropp™	\$ 732.00	\$ 674.00
W283	G2 Shooter™	\$ 8,500.00	\$ 7,820.00
W284	G2 Cannon™	\$ 8,500.00	\$ 7,820.00
W285	Big Sqwerts™ Dolphin	\$ 5,537.00	\$ 5,095.00
W286	Big Sqwerts™ Horse	\$ 5,537.00	\$ 5,095.00
W287	Big Sqwerts™ Cannon	\$ 5,537.00	\$ 5,095.00
W288	Big Sqwerts™ Six Shooter	\$ 5,537.00	\$ 5,095.00
W289	Big Sqwerts™ Zebra	\$ 5,537.00	\$ 5,095.00
W290	Little Sqwerts™ Fish	\$ 5,537.00	\$ 5,095.00
W291	Little Sqwerts™ Elephant	\$ 5,537.00	\$ 5,095.00
W292	Little Sqwerts™ Frog	\$ 5,537.00	\$ 5,095.00
W293	Little Sqwerts™ Duck	\$ 5,537.00	\$ 5,095.00
W294	Little Sqwerts™ Turtle	\$ 5,542.00	\$ 5,099.00
W295	Tall Sqwerts™ Giraffe	\$ 8,978.00	\$ 8,260.00
W296	Tall Sqwerts™ Ostrich	\$ 8,978.00	\$ 8,260.00
W297	Ride N' Spray™ Bull	\$ 11,135.00	\$ 10,245.00
W298	Ride N' Spray™ Horse	\$ 11,135.00	\$ 10,245.00
W299	Ride N' Spray™ Zebra	\$ 11,135.00	\$ 10,245.00
W310	Big Sqwerts™ Snake	\$ 5,537.00	\$ 5,095.00
W310C	Big Sqwerts™ Snake, water conserving version	\$ 5,537.00	\$ 5,095.00
W313	Big Sqwerts™ Lynx	\$ 5,537.00	\$ 5,095.00
W314	Little Sqwerts™ Fox	\$ 5,537.00	\$ 5,095.00
W320	Chinese Sea Dragon™ (5 Pieces)	\$ 25,568.00	\$ 23,523.00
W320(A)	Chinese Sea Dragon™, Front Riser with Head	\$ 6,512.00	\$ 5,992.00
W320C	Chinese Sea Dragon™, Water Conserving (5 Pieces)	\$ 25,568.00	\$ 23,523.00
W322	Cattail Group™, Complete 3 Unit Assembly	\$ 14,449.00	\$ 13,294.00
W326-1	Mission Hill Mister™	\$ 5,605.00	\$ 5,157.00
W326-2	Mission Hill Shower™	\$ 5,365.00	\$ 4,936.00
W326-3	Mission Hill Spill™	\$ 5,430.00	\$ 4,996.00
W327	Fish N' Spill™, 5-Arm Assembly	\$ 16,557.00	\$ 15,233.00
W327(3)	Fish N' Spill™, 3-Arm Assembly	\$ 11,346.00	\$ 10,439.00
W331	Misteee Jet™ Mini Series	\$ 728.00	\$ 670.00
W334	Turn-A-Round Two™	\$ 7,057.00	\$ 6,493.00
W344	Duet Jet™	\$ 579.00	\$ 533.00
W346	Dizzy Bear Maypole™	\$ 15,716.00	\$ 14,459.00
W347	Honey Bear Buckets™	\$ 22,241.00	\$ 20,462.00

Part No.	Product Description	Commercial Price	USC Net Price
W348	Spin N' Prey™	\$ 12,722.00	\$ 11,705.00
W349	Swan Shower™	\$ 9,687.00	\$ 8,913.00
W350	Flutterby Ring™ (Single Coil) with carved Butterfly Figurine atop	\$ 6,225.00	\$ 5,727.00
W357	Bananarama™ with Dumping Coconuts	\$ 15,673.00	\$ 14,420.00
W358	Big Sqwerts™ Moose	\$ 5,537.00	\$ 5,095.00
W359	Little Sqwerts™ Beaver	\$ 5,537.00	\$ 5,095.00
W360	Tall Sqwerts™ Moose	\$ 9,382.00	\$ 8,632.00
W361	Tall Sqwerts™ Snake	\$ 9,382.00	\$ 8,632.00
W362	Big Sqwerts™ Baseball	\$ 5,537.00	\$ 5,095.00
W363	Big Sqwerts™ Basketball	\$ 5,537.00	\$ 5,095.00
W364	Big Sqwerts™ Tennis Ball	\$ 5,537.00	\$ 5,095.00
W365	Big Sqwerts™ Toucan	\$ 5,537.00	\$ 5,095.00
W366	Spin-A-Round™	\$ 11,135.00	\$ 10,245.00
W373	Super Loop	\$ 8,305.00	
W374	Water Ribbon™	\$ 579.00	\$ 533.00
W376	Twisting Tornado™	\$ 15,056.00	\$ 13,852.00
W376C	Twisting Tornado™; Water Conserving Version	\$ 15,056.00	\$ 13,852.00
W380	WaterWand™ Mini Series	\$ 728.00	\$ 670.00
HW4 aka 15-5521	15-5521 Hand Wheel (4" Shaft)	\$ 1,872.00	\$ 1,723.00
HW6 aka 15-5522	15-5522 Hand Wheel (6" Shaft)	\$ 1,872.00	\$ 1,723.00
ST aka 1-000539-001	Wired Shaft Activator Button. Includes 150' of P/N 3-000445-001 Cable	\$ 970.00	\$ 893.00
SW aka 1-000356-001	Wireless Shaft Activator Button	\$ 970.00	\$ 893.00
W009	Touch & Go™ Bollard, Wired.	\$ 1,805.00	\$ 1,661.00
W009-GLOB	Touch & Go™ Bollard, Wired with T ouch & Glo™ Blue Light Activator.	\$ 1,805.00	\$ 1,661.00
W009-GLOG	Touch & Go™ Bollard, Wired withT ouch & Glo™ Green Light Activator.	\$ 1,805.00	\$ 1,661.00
W009-GLOR	Touch & Go™ Bollard, Wired with T ouch & Glo™ Red Light Activator.	\$ 1,805.00	\$ 1,661.00
W009-W	Wireless Touch & Go™ Bollard	\$ 1,805.00	\$ 1,661.00
W017	Launch Pad™, Wired Vibration Activated (Deck Mounted)	\$ 1,109.00	\$ 1,021.00
W017-W	Wireless Launch Pad™ (Surface Mounted)	\$ 1,109.00	\$ 1,021.00
W342	Hydro Bollard™ Hydraulic Valve Activator	\$ 3,842.00	\$ 3,535.00
W345	Hydro Pad™, Hydro Activator, In-Ground Assembly	\$ 2,572.00	\$ 2,367.00
DSC-0-16	UL-Listed Controller w/ no wired input modules and 2 modules for 16 total wired 24VAC outputs.	\$ 4,124.00	\$ 3,795.00
DSC-0-16-W	UL-Listed Controller w/ no hard-wired input modules, 2 modules for 16 total wired 24VAC outputs, supplied with antenna/receiver and 150' integral cable	\$ 4,279.00	\$ 3,937.00
DSC-0-16-W-PTP	UL-Listed Controller w/ no hard-wired input modules, 1 module for 16 wired outputs, in a Thermalplastic NEMA rated Enclosure mounted on an FRP Pedestal base and supplied with antenna/receiver and 150' integral cable	\$ 6,377.00	\$ 5,867.00
DSC-0-24	UL-Listed Controller w/ no module for hard-wired inputs, modules for 24 wired outputs, without antenna or receiver.	\$ 4,428.00	\$ 4,074.00
DSC-0-24-W	UL-Listed Controller w/ no module for hard-wired inputs, modules for 24 wired outputs, supplied with antenna/receiver and 150' integral cable	\$ 4,583.00	\$ 4,217.00
DSC-0-24-W-PTP	UL-Listed Controller w/ no module for hard-wired inputs, modules for 24 wired outputs in aThermal Plastic Enclosure mounted on an FRP Pedestal base., supplied with antenna/receiver and 150' integral cable	\$ 7,365.00	\$ 6,776.00
DSC-0-8	UL-Listed Controller w/ no wired input modules and 1 module for 8 wired 24VAC outputs.	\$ 3,815.00	\$ 3,510.00
DSC-0-8-PTP	UL-Listed Controller w/ no hard-wired input modules, 1 module for 8 wired outputs, in a Thermalplastic Enclosure mounted on an FRP Pedestal base.	\$ 5,485.00	\$ 5,047.00
DSC-0-8-W	UL-Listed Controller w/ no hard-wired input modules, 1 module for 8 wired outputS. Supplied with antenna/receiver and 150' integral cable	\$ 3,970.00	\$ 3,653.00

Part No.	Product Description	Commercial Price	USC Net Price
DSC-0-8-W-PTP	UL-Listed Controller w/ no hard-wired input modules, 1 module for 8 wired outputs, in a Thermalplastic Enclosure mounted on an FRP Pedestal base and supplied with antenna/receiver and 150' integral cable	\$ 5,640.00	\$ 5,189.00
DSC-16-16	UL-Listed Controller w/ modules for 16 hard-wired inputs and modules for 16 wired outputs mounted in a NEMA 4X housing	\$ 4,727.00	\$ 4,349.00
DSC-16-16-W	UL-Listed Controller w/ modules for 16 hard-wired inputs and modules for 16 wired outputs mounted in a NEMA 4X housing, supplied with antenna/receiver and 150' integral cable	\$ 5,037.00	\$ 4,635.00
DSC-16-24	UL-Listed Controller w/ modules for 16 hard-wired inputs and modules for 24 wired outputs mounted in a NEMA 4X housing	\$ 5,336.00	\$ 4,910.00
DSC-16-24-W	UL-Listed Controller w/ modules for 16 hard-wired inputs and modules for 24 wired outputs mounted in a NEMA 4X housing, supplied with antenna/receiver and 150' integral cable	\$ 5,650.00	\$ 5,198.00
DSC-8-16	UL-Listed Controller w/ a module for 8 hard-wired inputs and modules for 16 wired outputs.	\$ 4,279.00	\$ 3,937.00
DSC-8-16-PTP	UL-Listed Controller w/ a module for 8 hard-wired inputs and modules for 16 wired outputs in a Thermalplastic Enclosure mounted on an FRP Pedestal base.	\$ 5,848.00	\$ 5,381.00
DSC-8-16-W	UL-Listed Controller one module for hard-wired inputs, modules for 16 wired outputs. Supplied with antenna/receiver and 150' integral cable	\$ 4,433.00	\$ 4,079.00
DSC-8-24	UL-Listed Controller w/ a module for 8 hard-wired inputs and modules for 24 wired outputs mounted in a NEMA 4X housing	\$ 5,021.00	\$ 4,620.00
DSC-8-24-W	UL-Listed Controller w/ a module for 8 hard-wired inputs and modules for 24 wired outputs mounted in a NEMA 4X housing, supplied with antenna/receiver and 150' integral cable	\$ 5,176.00	\$ 4,762.00
DSC-8-8	UL-Listed Controller w/ a module for 8 hard-wired inputs and a module for 8 wired outputs.	\$ 3,970.00	\$ 3,653.00
DSC-8-8-PTP	UL-Listed Controller w/ a module for 8 hard-wired inputs and a module for 8 wired outputs mounted in a Thermalplastic NEMA 4X housing.	\$ 5,645.00	\$ 5,194.00
DSC-8-8-W	UL-Listed Controller w/ a module for 8 hard-wired inputs, a module for 8 wired outputs, antennae/receiver and 150' of integral cable	\$ 4,124.00	\$ 3,795.00
WMFS-10	Flanged 4" Stainless Steel Manifold for Wall Mount Installation w/pressure gauge, drain valve, water hammer arrestor, (2) Full Flanged 4"S inlet connections (no plug supplied); (5) 1 1/2" discharge assemblies each w/(1) true union ball valve, (5) 1" disch	\$ 8,433.00	\$ 7,759.00
WMFS-6	Flanged 4" Stainless Steel Manifold for Wall Mount Installation w/pressure gauge, drain valve, water hammer arrestor, (2) Full Flanged 4"S inlet connections (no plug supplied); (3) 1 1/2" discharge assemblies each w/(1) true union ball valve, (3) 1" disch	\$ 5,869.00	\$ 5,400.00
WVB-3232	In-ground FRP valve box with 32" x 32" heavy-duty FRP lid, wiring channel, 2" conduit connection, and tamper-resistant stainless steel fasteners. For use with Catalog Number VM-04 through VM-06 Manifolds.	\$ 3,091.00	\$ 2,844.00
WVB-3248	In-ground FRP valve box with 32" x 48" 2-piece heavy-duty FRP lid, wiring channel, 2" conduit connection, and tamper-resistant stainless steel fasteners. For use with Catalog Number VM-07 through VM-12 Manifolds.	\$ 3,964.00	\$ 3,647.00
WVB-3262	In-ground FRP valve box with 32" x 62" 3-piece heavy-duty FRP lid, wiring channel, 2" conduit connection, and tamper-resistant stainless steel fasteners. For use with Catalog Number VM-13 through VM-16 Manifolds.	\$ 4,654.00	\$ 4,282.00
WVB-60120-16	Above Grade 1/8" Aluminum 3R Utility / Valve Box, 60" x 120" x 24" with 2" Base Mounting Flange, Overlapping Doors, 3/4 Stainless Steel Handle with Padlock Hasp, Corbin #2 Lock. and Screened Louvers.	\$ 8,496.00	\$ 7,817.00
WVB-60144-20	Above Grade 1/8" Aluminum 3R Utility / Valve Box, 60" x 144" x 24" with 2" Base Mounting Flange, Overlapping Doors, 3/4 Stainless Steel Handle with Padlock Hasp, Corbin #2 Lock. and Screened Louvers.	\$ 8,790.00	\$ 8,087.00
WVB-6072-8	Above Grade 1/8" Aluminum 3R Utility / Valve Box, 60" x 72" x 24" with 2" Base Mounting Flange, Overlapping Doors, 3/4 Stainless Steel Handle with Padlock Hasp, Corbin #2 Lock. and Screened Louvers.	\$ 6,861.00	\$ 6,313.00
WVB-6096-12	Above Grade 1/8" Aluminum 3R Utility / Valve Box, 60" x 96" x 24" with 2" Base Mounting Flange, Overlapping Doors, 3/4 Stainless Steel Handle with Padlock Hasp, Corbin #2 Lock. and Screened Louvers.	\$ 7,356.00	\$ 6,768.00
W037(A)	Decorative Drain Cover, "Swirls" Design 'A' w/stainless steel sump	\$ 1,163.00	\$ 1,070.00
W037(B)	Decorative Drain Cover, "Kids and Swirls" Design 'B' w/stainless steel sump	\$ 1,163.00	\$ 1,070.00

Part No.	Product Description	Commercial Price	USC Net Price
W037(C)	Decorative Drain Cover, "Kids" Design 'C' w/stainless steel sump	\$ 1,163.00	\$ 1,070.00
W037(D)	Decorative Drain Cover, "Happy Face" Design 'D' w/stainless steel sump	\$ 1,163.00	\$ 1,070.00
W037(E)	Decorative Drain Cover, "Radial Arrows" Design 'E' w/stainless steel sump	\$ 1,163.00	\$ 1,070.00
W037(F)	Decorative Drain Cover, "Fish Swimming In" Design 'F' w/stainless steel sump	\$ 1,163.00	\$ 1,070.00
W037(G)	Decorative Drain Cover, "Quadrant Lines" Design 'G' w/stainless steel sump	\$ 1,163.00	\$ 1,070.00
W037(H)	Decorative Drain Cover, "Radial Slots" Design 'H' w/stainless steel sump	\$ 1,163.00	\$ 1,070.00
W037(I)	Decorative Drain Cover, "Fish Swimming Out" Design 'I' w/stainless steel sump	\$ 1,163.00	\$ 1,070.00
W200	Plain Drain™ with 4" Slip Connection	\$ 694.00	\$ 639.00
W200-6	Plain Drain™ with 6" Slip Connection	\$ 694.00	\$ 639.00
W117-11	Winterization Cover, Stainless Steel, for Cloud 9™, Daddy Long Legs™, Water Fan™, Water Wave™, Geyserino™, Water Crown™, and Water Lava™	\$ 129.00	\$ 119.00
W117-13	Winterization Cover for Water Round™, Water Weave™, Drain Sump or other features utilizing the standard 13", flush mount Top Plate.	\$ 397.00	\$ 366.00
W117-7	Winterization Cover for Anywayspray™, Aqua Arch™, Baby Long Legs™, Bubbler™, Dandelion Dome™, Jet Way™, Popp Dropp™, Splash-O-Lator™, Water Sprout™, Water Flower™ or other features utilizing the standard 7", flush mount Top Plate.	\$ 112.00	\$ 104.00
W117-AB4	Winterization Cover Stainless Steel for 4" Anchor Base	\$ 142.00	\$ 131.00

GAMETIME 2018 U.S. COMMUNITIES INSTALLATION CHARGES

Product Category	Installation Cost as % of Equipment Commercial List Price ⁽¹¹⁾			
	Total Commercial List Price of Equipment per Site			
	<\$5,000	<\$10,000	<\$15,000	>\$15,000
Play Equipment	44%	40%	36%	34%
GameTime Freestanding Events	48%	45%	40%	38%
Snug Early Childhood Play Equipment	Installation is not required			
PlayWorx GFRC ThemeScapes	44%	40%	36%	34%
Site Furnishings	45%	45%	40%	38%
Related Products	45%	45%	40%	38%
Grandstands & Bleachers	44%	40%	36%	34%
Shade Structures (see Note 8 below)	70%	66%	62%	58%
Shelters	\$70.00 per man hour plus materials & equipment			
Spectrum Aquatics Water Products	N/A	56%	52%	48%
Fitness & Sports	64%	53%	43%	38%
Indoor Climbing Walls	60%	38%	35%	32%
NatureROCKS Climbing Boulders	\$70.00 per man hour plus materials & equipment			
Independent Climbing Nets	N/A	50%	43%	38%
Dog Parks	48%	45%	40%	38%
Drinking Fountains	60%; see Note 10 below			
Skate Parks	Design & installation estimate upon request			

Safety Surfacing	Installation Cost per Square Feet of Safety Surfacing Area			
	<2,000 sf	<4,000 sf	<6,000 sf	>6,000 sf
Engineered Wood Fiber	\$0.68 sf	\$0.65 sf	\$0.63 sf	\$0.60 sf
Shredded Rubber Loose Fill	\$0.78 sf	\$0.75 sf	\$0.72 sf	\$0.71 sf
Recycled Rubber Tile	\$3.72 sf	\$3.42 sf	\$3.16 sf	\$3.06 sf
Synthetic Turf	Installation included in material price			
Poured-In-Place & Bonded Rubber	Installation included in material price			

Services	
Play Area Design Services	No Charge for initial design
Ancillary Sitework Services	\$73.50 per man hour plus materials & equipment
Playground Leveling & Grading Services	\$1.28 per square foot
Signed & Sealed Engineering Drawings	\$995.00 per set of drawings
Community Build Layout & Supervision	\$740.00 per man day plus materials & equipment
Maintenance & Repairs	\$73.50 per man hour plus materials & equipment
Removal & Disposal	\$69.40 per man hour plus materials, equipment & fees
CPSI Playground Safety Audits/Inspections	See Playground Guardian Price List

GAMETIME 2018 U.S. COMMUNITIES SITEWORK SERVICES

Sitework Services	Price	Unit
Trench drain (\$/lf) with #57 stone surrounding a 4" perforated flexible pipe, all wrapped in geotextile fabric		
12" wide x 12" depth (assumes positive slope, maximum cut 12" depth)	\$20.80	LF
12" wide x 12" Depth over 375 LF	\$17.70	LF
12" wide x 18" Depth (assumes positive slope, maximum cut 12" depth)	\$27.00	LF
12" wide x 18" Depth over 250 LF	\$22.90	LF
Flexible 4" non-perforated outfall pipe (\$/lf) – installed in standard trench without gravel bedding		
and including animal barrier at outfall		
Attached to 12" wide x 12" depth 4" perforated flexible pipe	\$15.60	LF
Attached to 12" wide x 18" depth 4" perforated flexible pipe	\$17.70	LF
Attached to 12" wide x 12" depth 4" perforated flexible pipe over 100 LF	\$14.60	LF
Attached to 12" wide x 18" depth 4" perforated flexible pipe over 100 LF	\$16.60	LF
Animal Barrier	\$52.00	EA
Concrete sidewalk (\$/sf) - 4" thick fiber reinforced concrete with 4" stone base		
Concrete sidewalk (\$/sf) - 4" thick fiber reinforced concrete with 4" stone base over 500 SF	\$10.40	SF
Concrete sidewalk (\$/sf) - 4" thick fiber reinforced concrete with 4" stone base over 500 SF	\$9.90	SF
(Sidewalks exclude earthwork cutting greater than 8" and includes spoils used as backfill (good access, no import of fill, no hauling of cut, no turned down edges, no ramping, etc.)		
Stonedust walk (\$/sf) – 6" crushed aggregate (also known as bluestone, etc.)		
Stonedust walk (\$/sf) – 6" crushed aggregate (also known as bluestone, etc.)	\$6.20	SF
Stonedust walk (\$/sf) – 6" crushed aggregate over 500 SF	\$5.20	SF
(Walks exclude earthwork cutting greater than 8" (good access, no import of fill, no turned down edges, no ramping, etc.)		
6"x 6" wood border (\$/lf) – double stacked with chamfered edges		
6"x 6" wood border (\$/lf) – double stacked with chamfered edges	\$13.50	LF
6"x 8" wood border (\$/lf) – single layer with chamfered edges		
6"x 8" wood border (\$/lf) – single layer with chamfered edges	\$9.90	LF
6"x 8" wood border (\$/lf) – double stacked with chamfered edges		
6"x 8" wood border (\$/lf) – double stacked with chamfered edges	\$18.70	LF
4" wide slot drain (\$/lf) – for drainage under poured-in-place rubber surfacing systems		
4" wide slot drain (\$/lf) – for drainage under poured-in-place rubber surfacing systems	\$36 - \$52	LF
(Pricing varies depending on type of grate, quality & size of parts; excludes outfall)		
42" chain link black vinyl coated fencing (\$/lf) and related components		
42" chain link black vinyl coated fencing (\$/lf) and related components	Varies	
(pricing varies depending on the quantity of line and terminal posts; quoted per job)		
36" wide (\$/ea) chain link black vinyl coated gate, and related fencing hardware		
36" wide (\$/ea) chain link black vinyl coated gate, and related fencing hardware	\$780.00	EA
48" wide (\$/ea) chain link black vinyl coated gate, and related fencing hardware		
48" wide (\$/ea) chain link black vinyl coated gate, and related fencing hardware	\$832.00	EA

Installation Notes:

- 1) All equipment to be installed in accordance with specifications by GameTime factory-certified professional installers.
- 2) Equipment shall be installed within four (4) weeks of product delivery, unless requested by agency to be delayed.
- 3) Customer shall receive, unload and inspect goods upon arrival, noting any discrepancies on the Delivery Receipt prior to written acceptance of the shipment unless other arrangements have been made.
- 4) Customer shall be responsible for providing a clear, level site and for coordinating the scheduling of all deliveries and installation.

GAMETIME 2018 U.S. COMMUNITIES SITEWORK SERVICES

- 5) Site should permit installation equipment access. Purchaser shall be responsible for unknown conditions such as buried utilities, tree stumps, bedrock or any concealed materials or conditions that may result in additional costs.
- 6) Equipment installation pricing excludes all site work and landscaping; removal of existing equipment; storage of goods prior to installation; and drainage provisions. Call for an estimate for site services.
- 7) Building Permits, if required, shall be charged at the provider's cost.
- 8) Due to size, soil conditions or code requirements, some shade structures may require the following special pricing per footing: SF1 \$285.00; SF2 \$390.00; SF3 \$495.00; & SF4 \$575.00.
- 9) If use of cranes and other heavy equipment is required, add \$1,500.00 per day.
- 10) Customer shall provide and install water supply line to the Drinking Fountain.
- 11) For prevailing wages in New York, Los Angeles, Chicago, San Francisco, San Diego, and San Jose, add 6%.
- 12) Surfacing installation rates assume clear access for large trucks and storage within 50 ft. of playground.

U.S. Communities 2018 Playground Guardian Pricing

Low Frequency Safety Inspection	\$750
Playground Safety Audit	\$1500
ADA Playground Audit	\$750
ASTM 1292 HIC/Gmax Impact Attenuation Surface Test (TRIAX)	\$2500
Park Protector Playground Software System (Inventory, Inspection, Work Orders, Maintenance Plan) Price based on number of sites	
0-6	\$1500
6-15	2000
16-30	\$2500
30-50	\$3000
50-75	\$3500
75-100	\$4000
100-200	\$5000
200+	\$6000
300+	\$7000

*Inspections may have additional travel expense if less than 4 sites a day can be visited. Additional cost will be calculated using Government Service Administrations costs for travel/per diem (GSA.gov)