



Monthly Building Department Report

To: Albert P. Childress
City Manager

Date: March 14, 2024

From: Raj Ramsingh
Building Department Director

Subject: February 2024 Building Department Report

- **Permits**

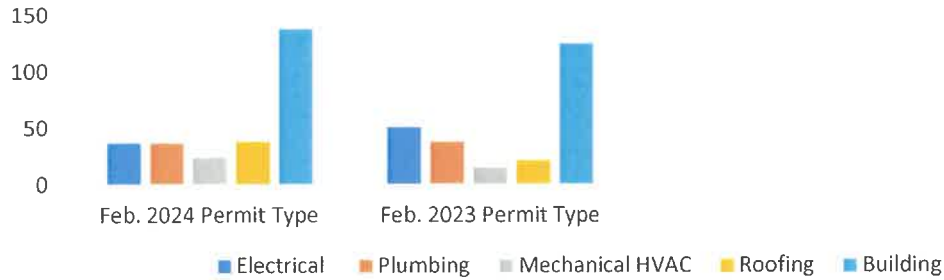
- 294 Permit Applications Received
 - 285 Permits Issued
 - 45 Permits Ready for Pickup
 - 1 Permits Approved With Conditions
 - 1 CBO Review
 - 16 permits Completed
- Total permit projects valuations \$8,859,040
- Total permit fees charged- \$308,999
- Total permit fees paid- \$218,823
- Total fees pending- \$90,176
- 245 Permits finalized.
- 674 Expired permits from 2001/2011 were administratively closed.
- 137 Permits expired in February.
 - Email reminders sent to applicants to reinstate permits and request inspections.
- Outstanding permit fees are \$80,074, for permit status "Ready for Pickup" in the month of February.

- **Inspections**

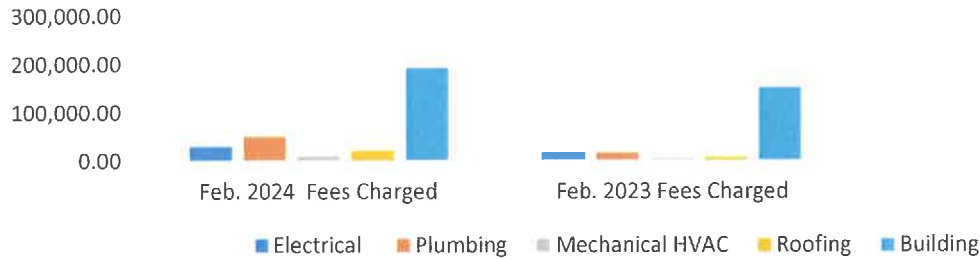
- 801 Complete Inspections
 - 226 completed by Private Providers (Owner's Option)
- 797 Inspections requested.
 - 22 were cancelled.
 - 13 no access given.
 - 37 Disapproved
 - 515 were approved

Feb. 2024 vs. Feb. 2023

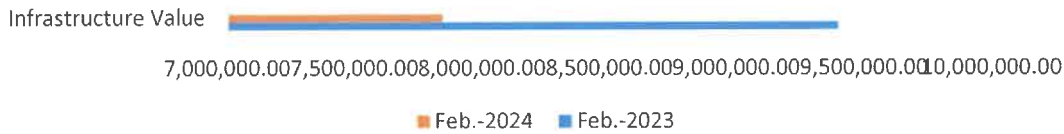
PERMITS BY TRADES Feb. 2024 vs. Feb. 2023



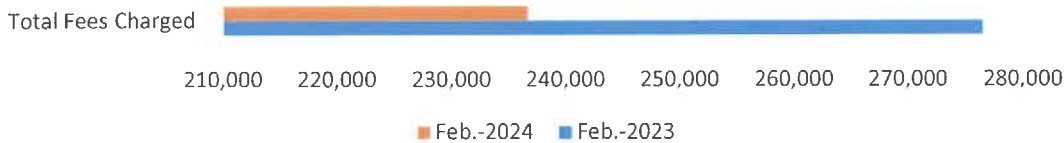
REVENUES BY TRADES Feb. 2024 vs. Feb. 2023



BUILDING PERMIT JOB VALUES



BUILDING PERMIT REVENUES



ATES	# OF ELECTRICAL	# OF PLUMBING PERMITS	# OF MECHANICAL HVAC	# OF ROOFING PERMITS	# OF BUILDING PERMITS	TOTAL PERMITS	INFRASTRUCTURE VALUE	TOTAL FEES CHARGED		
Feb. 2024	37	37	24	38	138	285	\$8,859,040.01	\$308,998.98	27%	35%
Feb. 2023	51	38	15	21	125	257	\$6,455,852.29	\$199,337.53		



Permits Issued - Summary by Type

City of Key West

Date Range Between 2/1/2024 and 2/29/2024

PERMIT TYPE	NUMBER OF PERMITS ISSUED	VALUATION	FEEES CHARGED
ACCESSORY STRUCTURE	2	\$171,400.00	\$6,002.79
ADDITION	4	\$405,000.00	\$13,769.72
CARPORT	1	\$52,500.00	\$2,466.90
DECK	8	\$111,614.00	\$5,402.14
DEMO OTHER	4	\$17,000.00	\$1,525.50
DEMO PARTIAL	3	\$37,800.00	\$2,045.43
DEMOLITION	2	\$40,000.00	\$1,703.93
DOCK	1	\$84,000.00	\$2,683.55
ELECTRICAL	37	\$811,459.33	\$30,734.64
FENCE	11	\$96,698.00	\$4,378.12
FIRE SPRINKLER SYSTEM	6	\$280,046.00	\$12,010.63
FOUNDATION	1	\$130,000.00	\$4,072.36
FOUNDATION REPAIR	3	\$73,000.00	\$4,138.54
FUEL GAS	2	\$3,000.00	\$1,508.47
HARC	7	\$74,500.00	\$600.50
MECHANICAL HVAC	24	\$200,263.87	\$10,809.12
PAVERS	2	\$12,000.00	\$648.34
PLUMBING	39	\$1,722,492.00	\$52,019.28
POOL	7	\$384,000.00	\$10,435.18
POOL RESURFACING	11	\$128,400.00	\$5,632.07
RENOVATION EXTERIOR	48	\$1,591,754.31	\$65,743.44
RENOVATION INTERIOR	16	\$600,273.50	\$19,851.46
ROOFING	38	\$733,989.00	\$22,001.48
SEAWALL CONSTRUCTION OR REPAIR	1	\$2,350.00	\$141.11
SHUTTERS	1	\$5,500.00	\$215.05
SIGN NO ELECTRIC	3	\$12,500.00	\$1,089.65
SINGLE FAMILY HOME	2	\$1,075,000.00	\$27,229.09
SLAB	1	\$2,500.00	\$140.49
Totals:	285	\$8,859,040.01	\$308,998.98





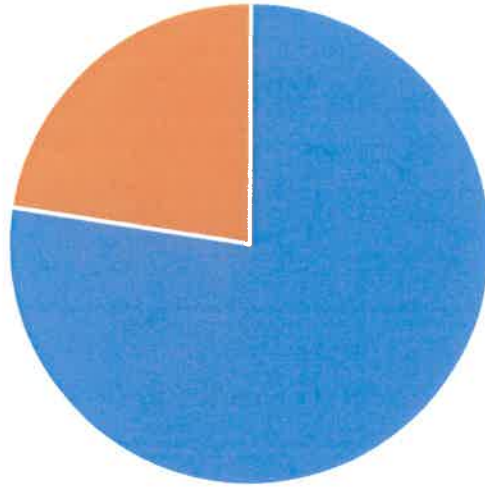
Permits Issued - Summary by Type

City of Key West

Date Range Between 2/1/2023 and 2/28/2023

PERMIT TYPE	NUMBER OF PERMITS ISSUED	VALUATION	FEEES CHARGED
DECK	2	\$41,000.00	\$1,140.89
DEMO PARTIAL	2	\$50,500.00	\$1,360.38
DEMOLITION	4	\$41,750.00	\$1,924.47
ELECTRIC SOLAR	2	\$122,048.81	\$2,226.91
ELECTRICAL	48	\$335,560.00	\$13,032.77
FENCE	14	\$114,666.00	\$3,738.50
FUEL GAS	2	\$4,100.00	\$337.31
GUTTERS	1	\$12,000.00	\$506.60
HARC	4	\$29,000.00	\$209.21
MECHANICAL HVAC	15	\$105,335.00	\$5,148.41
PAVERS	4	\$50,566.00	\$2,117.18
PLUMBING	38	\$525,618.00	\$16,869.94
POOL	8	\$441,000.00	\$9,617.08
POOL RESURFACING	10	\$53,750.00	\$1,697.40
RENOVATION EXTERIOR	53	\$1,899,910.25	\$66,337.89
RENOVATION INTERIOR	14	\$509,900.00	\$14,662.26
ROOFING	21	\$337,635.00	\$7,280.31
SHED	2	\$49,500.00	\$1,526.85
SIGN NO ELECTRIC	5	\$15,013.23	\$1,387.70
SIGN WITH ELECTRIC	1	\$6,000.00	\$276.76
SINGLE FAMILY HOME	3	\$1,670,000.00	\$46,373.30
SLAB	3	\$40,000.00	\$1,370.11
TEMPORARY TRAILER	1	\$1,000.00	\$195.30
Totals:	257	\$6,455,852.29	\$199,337.53

February's Outstanding Fee



■ Collected ■ Out Standing