



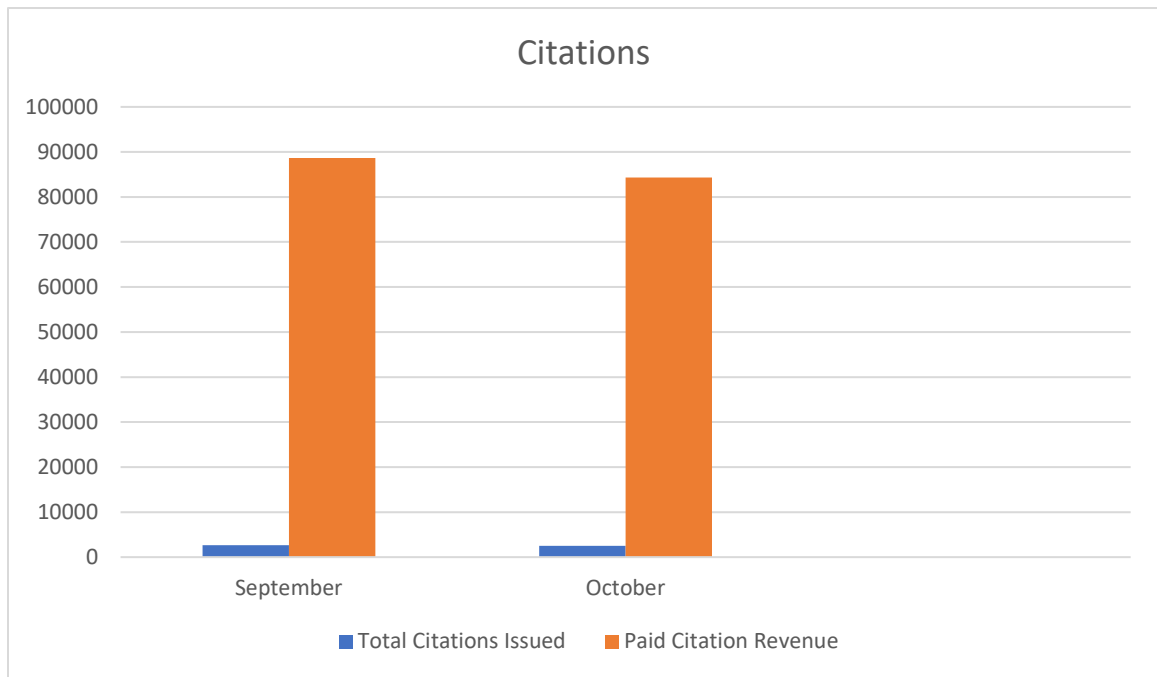
# Monthly Parking Division Report

**To:** Todd Stoughton  
Interim City Manager

**Date:** November 14, 2024

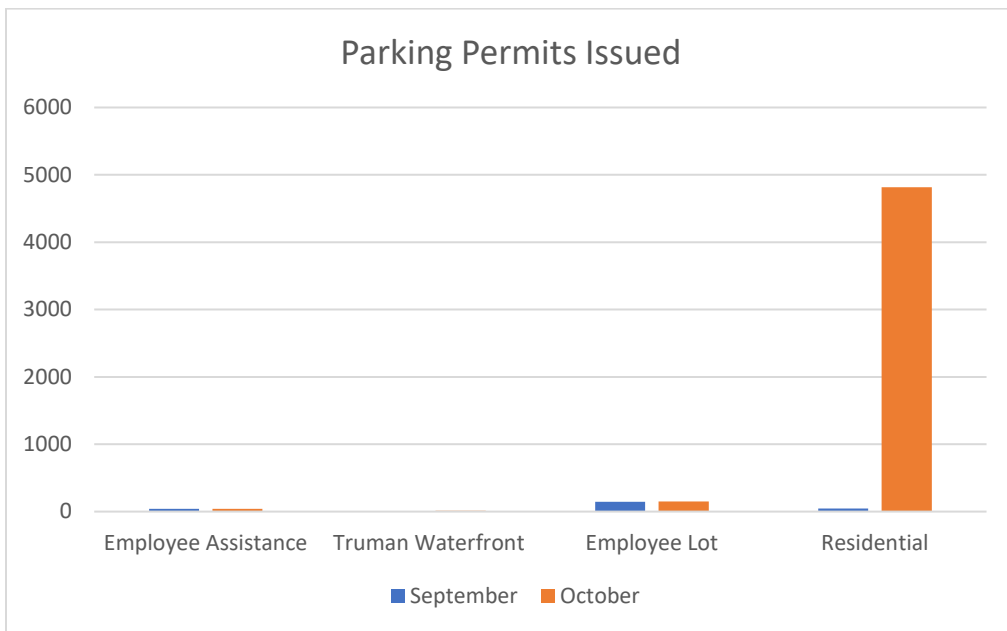
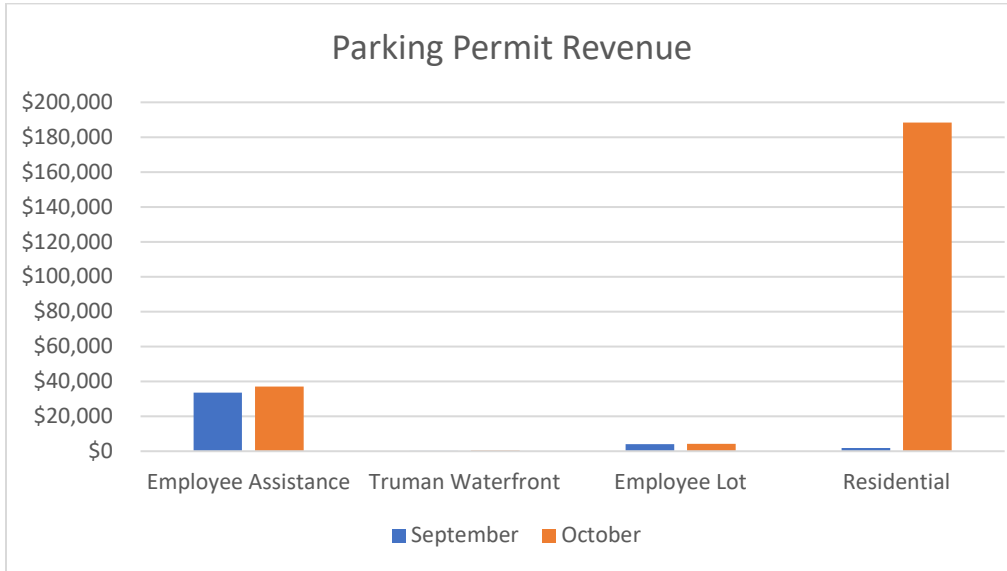
**From:** John Wilkins  
Parking Division Director

**Subject:** October 2024 Parking Division Report



	<b>Total Citations Issued</b>	<b>Paid Citation Revenue</b>
September	2667	\$88,641
October	2523	\$84,330

	<b>Total Citation Appeals</b>	<b>KWPD Dispatch Calls</b>
September	122	310
October	192	Not Reported

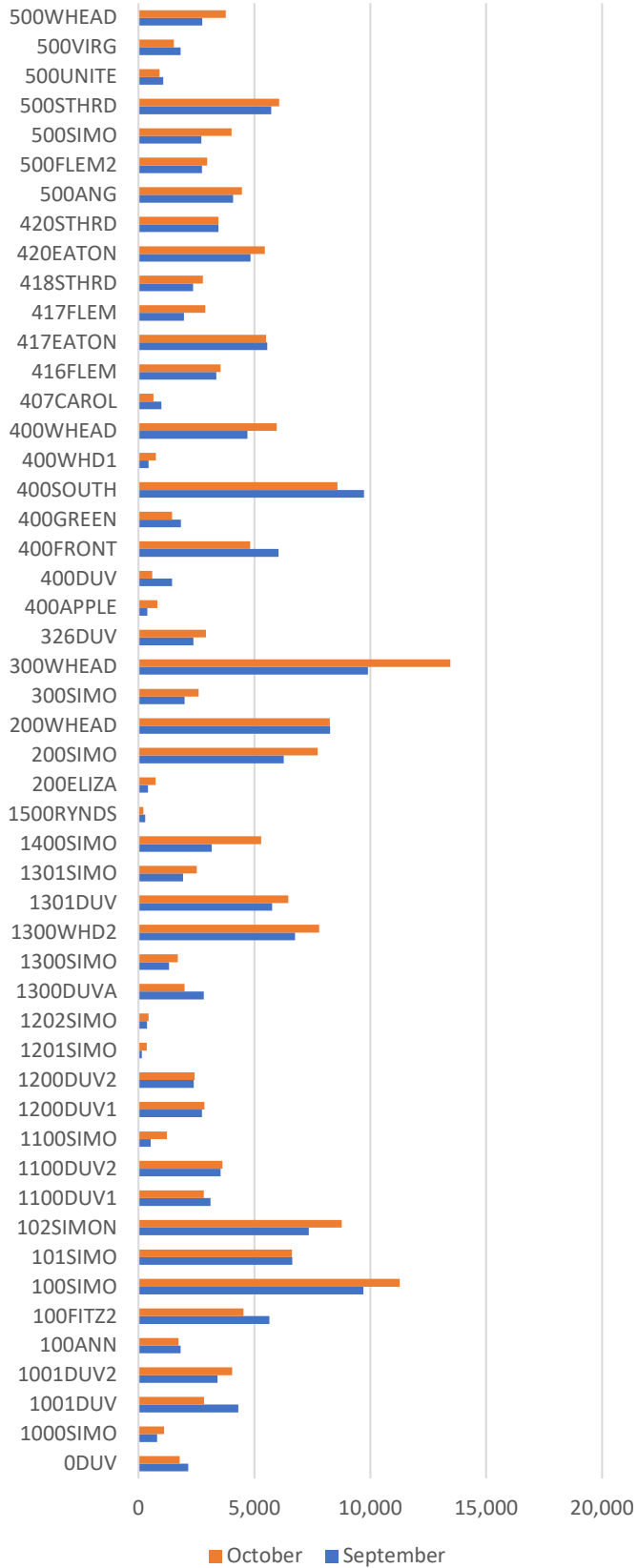


<b>Parking Permits Issued</b>	<b>September</b>	<b>October</b>
Employee Assistance	39	43
Truman Waterfront	6	13
Employee Lot	145	149
Residential	48	4817

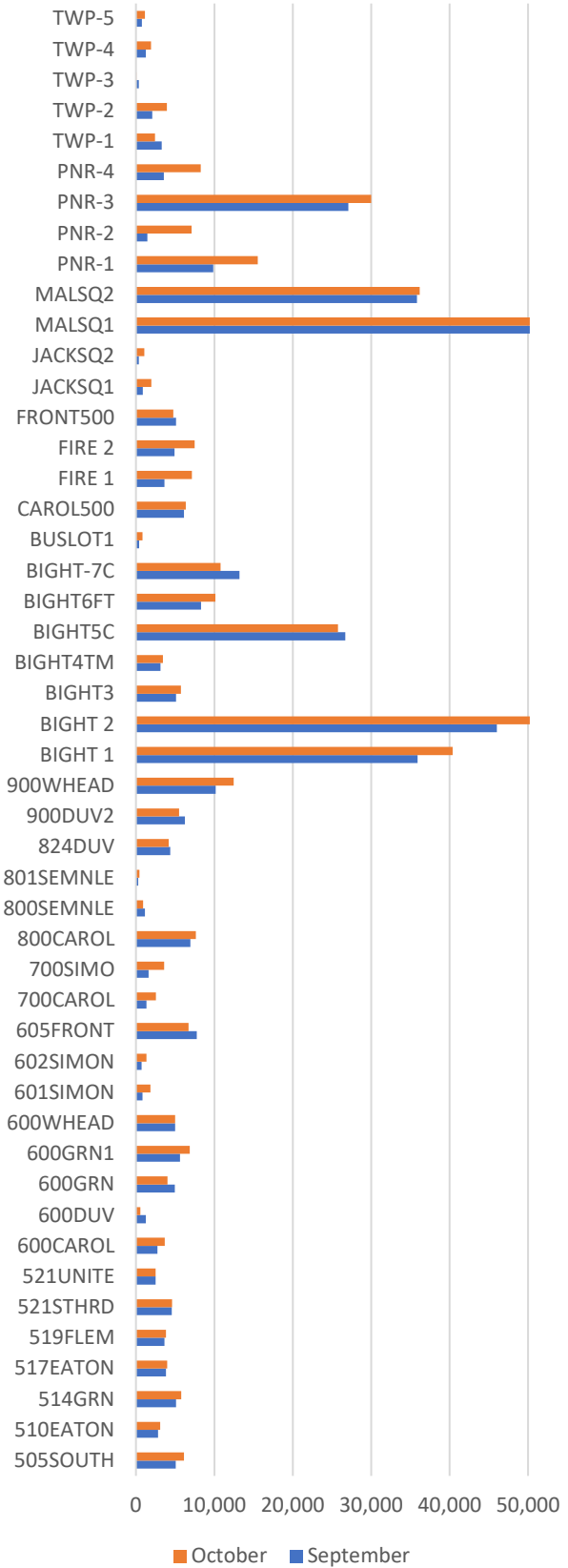
<b>Parking Permit Revenue</b>	<b>September</b>	<b>October</b>
Employee Assistance	\$33,577	\$37,020
Truman Waterfront	\$170	\$365
Employee Lot	\$4,035	\$4,146
Residential	\$1,878	\$188,489

<b>Temporary ROW Permits</b>	<b>September</b>	<b>October</b>
Issued	92	90
Revenue	\$4,600	\$4,500

### Paystation Revenue



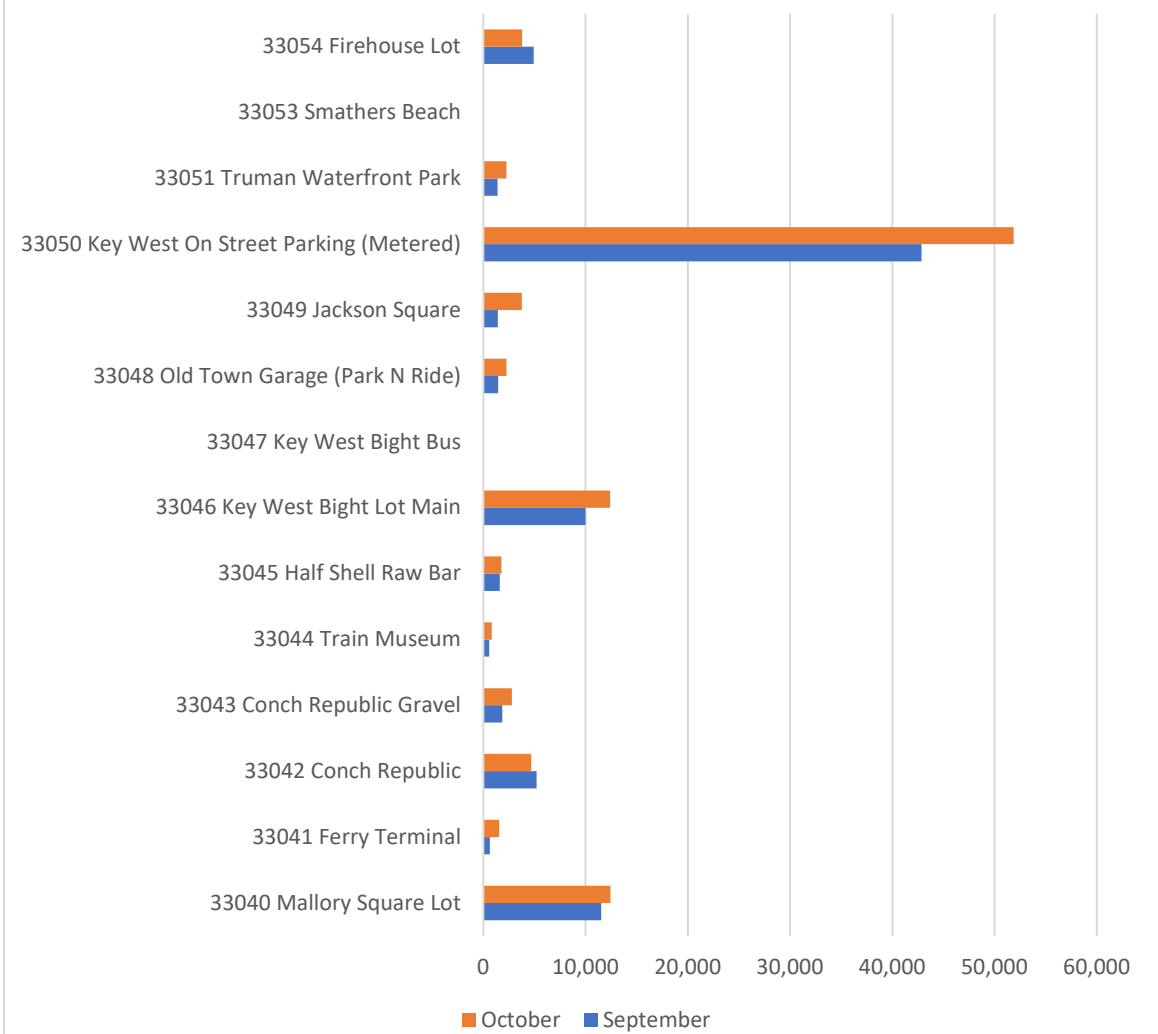
### Paystation Revenue



Paystation	September	October
0DUV	\$2,139.44	\$1,773.55
1000SIMO	\$809.07	\$1,102.05
1001DUV	\$4,300.50	\$2,824.63
1001DUV2	\$3,408.00	\$4,040.59
100ANN	\$1,816.08	\$1,726.82
100FITZ2	\$5,648.15	\$4,534.59
100SIMO	\$9,697.62	\$11,262.67
101SIMO	\$6,629.95	\$6,624.72
102SIMON	\$7,345.01	\$8,762.08
1100DUV1	\$3,107.45	\$2,814.40
1100DUV2	\$3,541.17	\$3,614.41
1100SIMO	\$522.93	\$1,219.09
1200DUV1	\$2,740.60	\$2,845.38
1200DUV2	\$2,379.99	\$2,421.44
1201SIMO	\$141.23	\$352.80
1202SIMO	\$363.31	\$429.46
1300DUVA	\$2,812.92	\$1,987.30
1300SIMO	\$1,312.57	\$1,695.82
1300WHD2	\$6,758.69	\$7,795.12
1301DUV	\$5,771.61	\$6,463.48
1301SIMO	\$1,927.16	\$2,514.33
1400SIMO	\$3,164.43	\$5,295.94
1500RYNDS	\$289.85	\$208.48
200ELIZA	\$406.89	\$732.43
200SIMO	\$6,265.14	\$7,728.17
200WHEAD	\$8,261.89	\$8,248.68
300SIMO	\$1,992.99	\$2,591.64
300WHEAD	\$9,906.10	\$13,453.13
326DUV	\$2,375.73	\$2,906.48
400APPLE	\$385.39	\$820.61
400DUV	\$1,447.01	\$597.03
400FRONT	\$6,043.68	\$4,820.34
400GREEN	\$1,824.94	\$1,443.32
400SOUTH	\$9,729.26	\$8,589.36
400WHD1	\$431.51	\$744.75
400WHEAD	\$4,696.36	\$5,967.50
407CAROL	\$984.29	\$641.32
416FLEM	\$3,356.23	\$3,545.16
417EATON	\$5,555.69	\$5,502.52
417FLEM	\$1,967.75	\$2,883.96
418STHRD	\$2,349.96	\$2,781.61
420EATON	\$4,834.62	\$5,450.37
420STHRD	\$3,449.20	\$3,444.11
500ANG	\$4,085.76	\$4,456.96
500FLEM2	\$2,733.88	\$2,965.79
500SIMO	\$2,710.15	\$4,017.81
500STHRD	\$5,729.86	\$6,069.86
500UNITE	\$1,070.02	\$913.16
500VIRG	\$1,817.38	\$1,532.89
500WHEAD	\$2,747.50	\$3,767.58

Paystation	September	October
505SOUTH	\$5,071.61	\$6,131.16
510EATON	\$2,824.38	\$3,092.37
514GRN	\$5,103.67	\$5,768.68
517EATON	\$3,837.21	\$3,978.44
519FLEM	\$3,647.56	\$3,833.93
521STHRD	\$4,567.13	\$4,623.44
521UNITE	\$2,490.23	\$2,525.89
600CAROL	\$2,732.21	\$3,656.24
600DUV	\$1,256.39	\$570.24
600GRN	\$4,960.22	\$4,031.22
600GRN1	\$5,616.71	\$6,878.77
600WHEAD	\$4,995.66	\$4,999.23
601SIMON	\$818.01	\$1,859.59
602SIMON	\$706.72	\$1,347.20
605FRONT	\$7,769.69	\$6,713.36
700CAROL	\$1,346.55	\$2,550.53
700SIMO	\$1,595.01	\$3,595.80
800CAROL	\$6,937.06	\$7,643.74
800SEMNLE	\$1,130.87	\$915.10
801SEMNLE	\$276.70	\$452.55
824DUV	\$4,389.47	\$4,179.48
900DUV2	\$6,222.53	\$5,502.69
900WHEAD	\$10,183.01	\$12,444.38
BIGHT 1	\$35,931.96	\$40,370.29
BIGHT 2	\$46,037.66	\$51,203.70
BIGHT3	\$5,099.87	\$5,737.91
BIGHT4TM	\$3,126.48	\$3,431.46
BIGHT5C	\$26,679.60	\$25,750.99
BIGHT6FT	\$8,315.07	\$10,130.36
BIGHT-7C	\$13,219.37	\$10,809.47
BUSLOT1	\$420.00	\$840.00
CAROL500	\$6,120.70	\$6,345.33
FIRE 1	\$3,638.85	\$7,131.36
FIRE 2	\$4,901.08	\$7,495.68
FRONT500	\$5,108.38	\$4,747.42
JACKSQ1	\$879.39	\$1,967.71
JACKSQ2	\$375.38	\$1,051.07
MALSQ1	\$51,248.85	\$56,355.00
MALSQ2	\$35,816.80	\$36,183.30
PNR-1	\$9,843.75	\$15,534.75
PNR-2	\$1,452.15	\$7,110.60
PNR-3	\$27,084.75	\$29,991.15
PNR-4	\$3,561.40	\$8,251.95
TWP-1	\$3,274.37	\$2,414.74
TWP-2	\$2,086.01	\$3,933.69
TWP-3	\$366.48	\$68.25
TWP-4	\$1,258.99	\$1,922.09
TWP-5	\$759.73	\$1,129.82

## Mobile App Revenue



<b>Zone</b>	<b>September</b>	<b>October</b>
33040 Mallory Square Lot	\$11,534.00	\$12,419.50
33041 Ferry Terminal	\$626.60	\$1,537.35
33042 Conch Republic	\$5,201.00	\$4,664.80
33043 Conch Republic Gravel	\$1,861.30	\$2,804.05
33044 Train Museum	\$572.10	\$811.25
33045 Half Shell Raw Bar	\$1,616.90	\$1,760.30
33046 Key West Bight Lot Main	\$10,006.95	\$12,397.55
33047 Key West Bight Bus	\$21.15	0
33048 Old Town Garage (Park N Ride)	\$1,441.85	\$2,267.35
33049 Jackson Square	\$1,426.20	\$3,766.15
33050 Key West On Street Parking (Metered)	\$42,868.75	\$51,865.75
33051 Truman Waterfront Park	\$1,394.10	\$2,269.40
33053 Smathers Beach	\$7.65	\$13.10
33054 Firehouse Lot	\$4,932	\$3,787.95