



# Monthly Parking Division Report

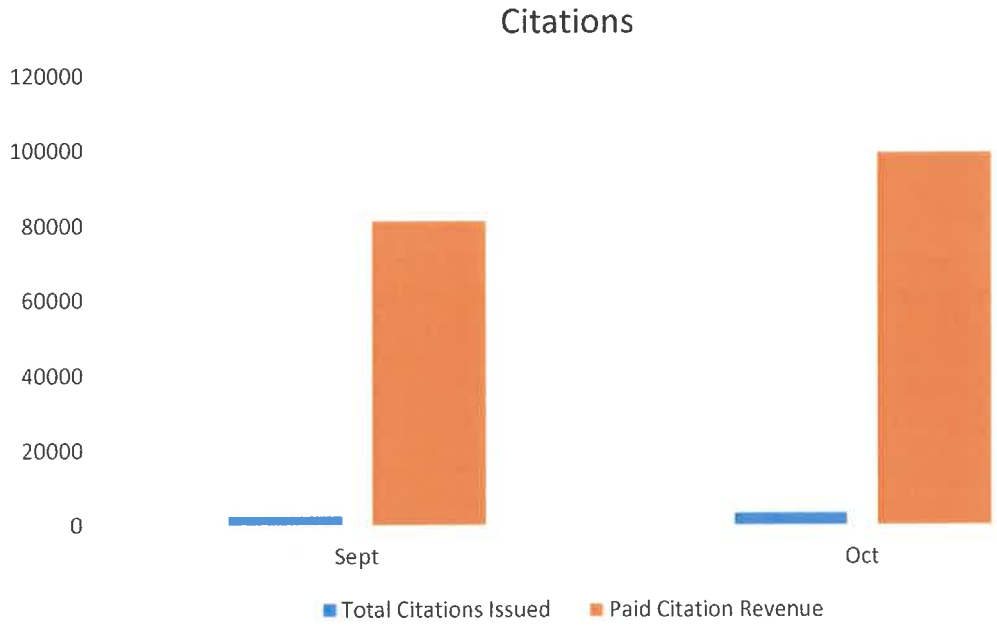
**To:** Albert P. Childress  
City Manager

*APC*

**Date:** November 9, 2023

**From:** John Wilkins  
Parking Division Director

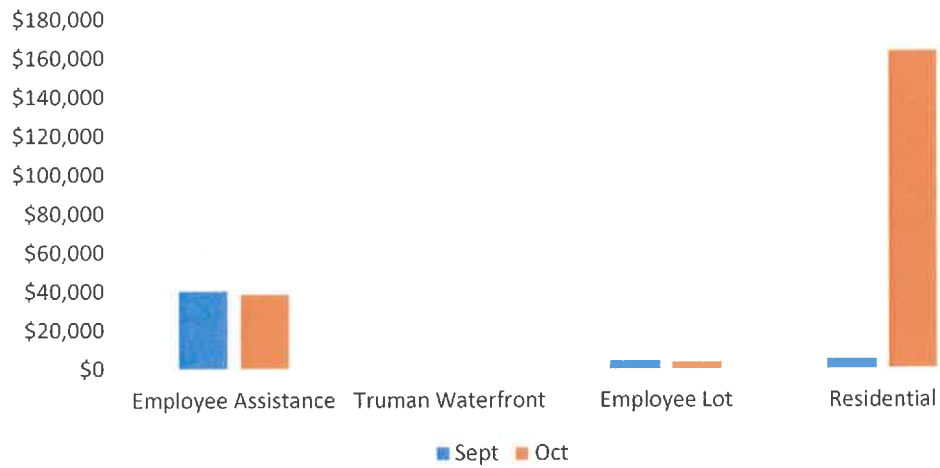
**Subject:** October 2023 Parking Division Report



2023	Total Citations Issued
Sept	2534
Oct	3331

2023	Total Citation Appeals	KWPD Dispatch Calls
Sept	160	195 (est)
Oct	166	Not reported

### Parking Permit Revenue



### Parking Permits Issued



<b>Parking Permits Issued</b>	Sept	Oct
Employee Assistance	31	45
Truman Waterfront	5	12
Employee Lot	151	133
Residential	110	4187

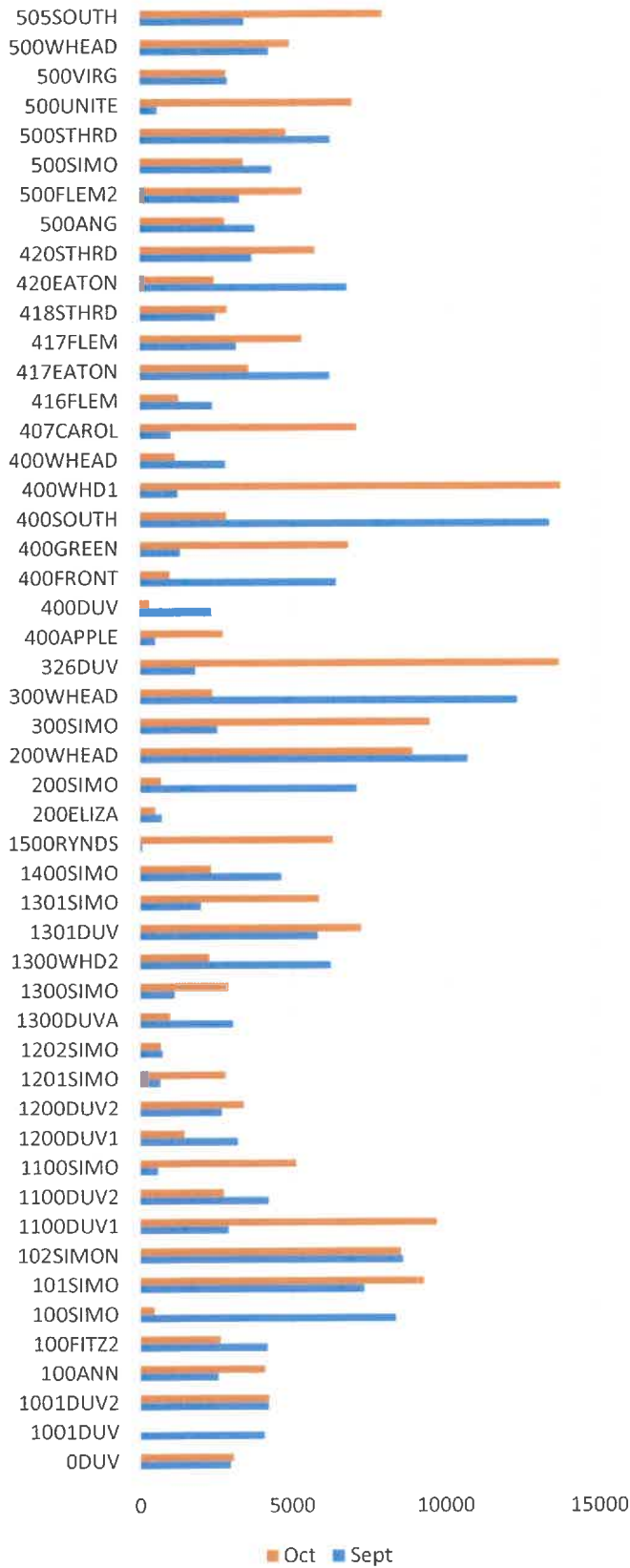
  

<b>Parking Permit Revenue</b>	Sept	Oct
Employee Assistance	\$40,464	\$38,742
Truman Waterfront	\$142	\$340
Employee Lot	\$4,341	\$3,822
Residential	\$4,735	\$163,837

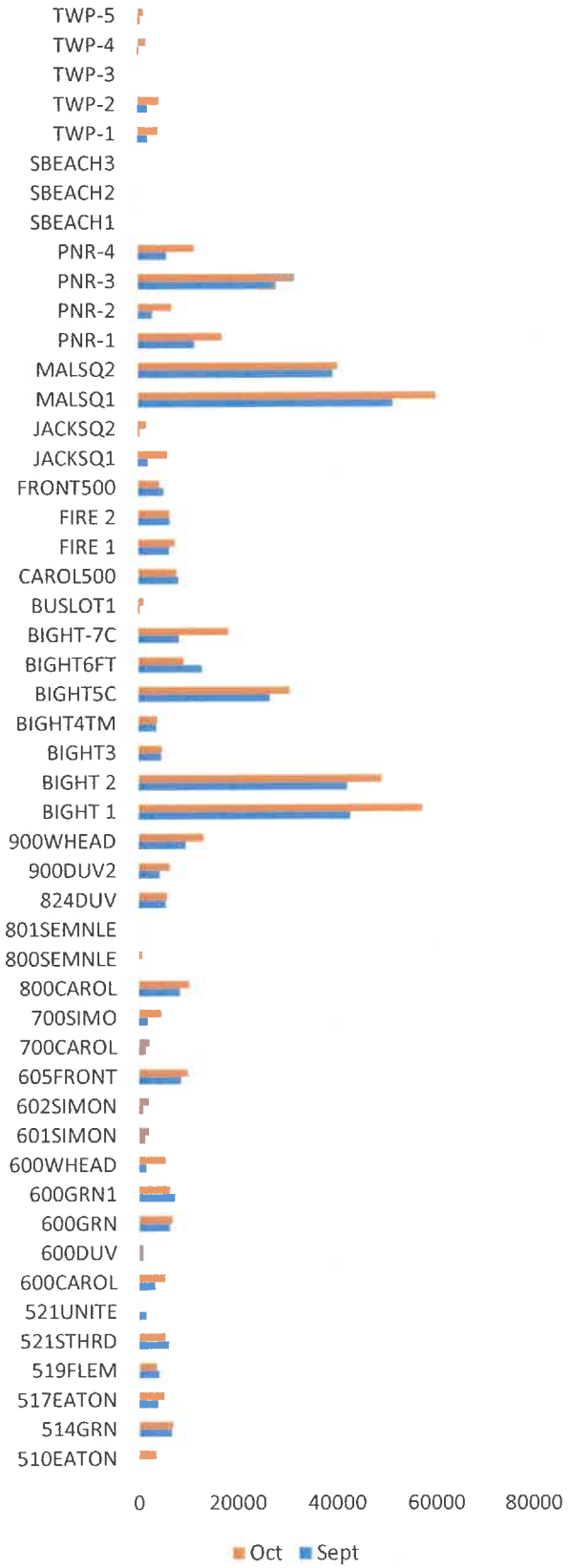
  

<b>Temporary ROW Permits</b>	Sept	Oct
Issued	62	60
Revenue	\$3,700	\$3,109

### Paystation Revenue



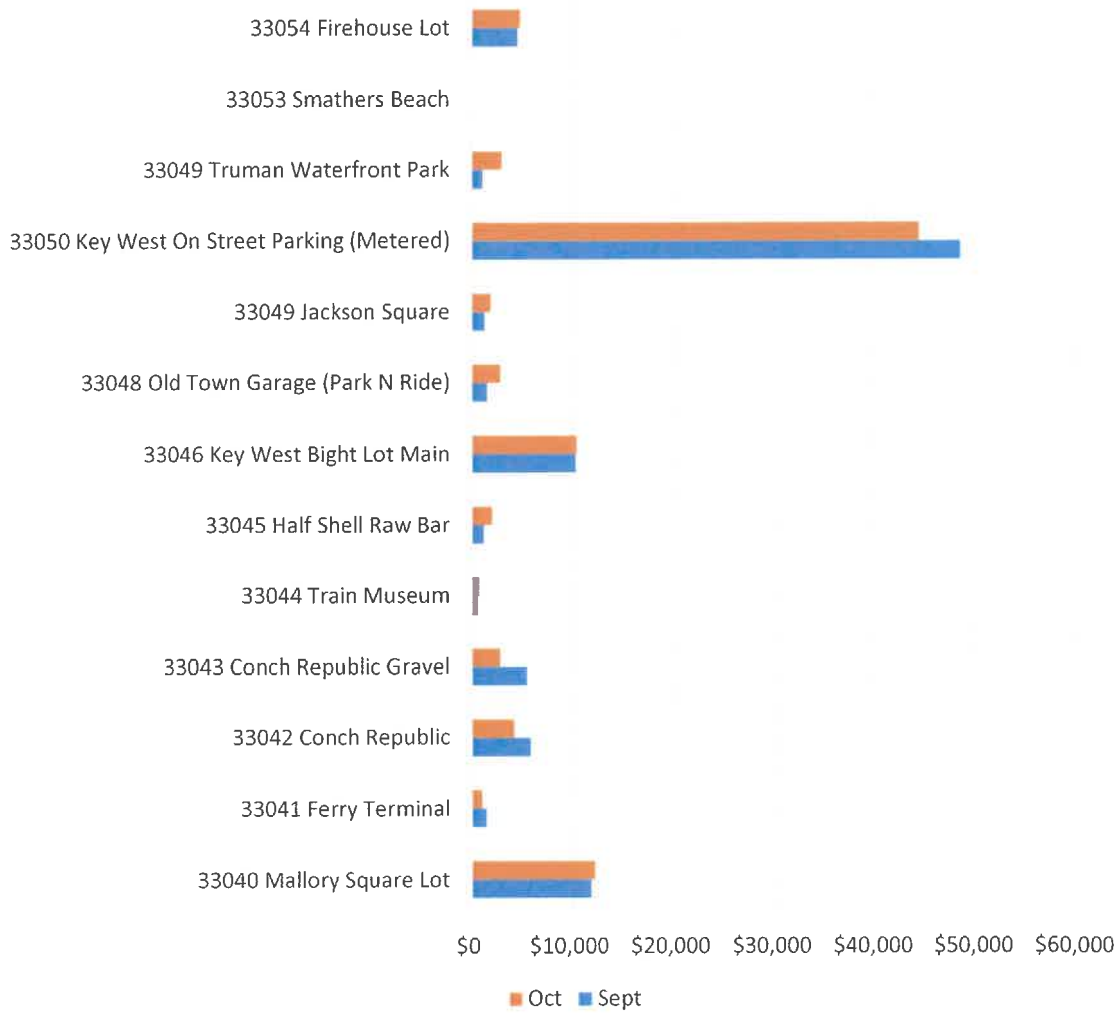
### Paystation Revenue



Paystation Revenue	Sept	Oct
0DUV	2979.2	3075.88
1001DUV	4079.53	2.5
1001DUV2	4223.66	4247.01
100ANN	2574.85	4102.97
100FITZ2	4186.73	2640.85
100SIMO	8376.39	478.96
101SIMO	7360.24	9292.65
102SIMON	8605.89	8547.28
1100DUV1	2902.78	9730.89
1100DUV2	4218.16	2758.81
1100SIMO	595.9	5145.2
1200DUV1	3210.59	1466.92
1200DUV2	2698.65	3402.21
1201SIMO	674.63	2814.17
1202SIMO	761.27	703.52
1300DUVA	3066.93	1013.18
1300SIMO	1154.87	2892.69
1300WHD2	6262.39	2283.91
1301DUV	5854.21	7259.6
1301SIMO	2021.28	5903.73
1400SIMO	4659.03	2341.68
1500RYNDS	94.52	6325.22
200ELIZA	737.65	517.2
200SIMO	7116.41	706.14
200WHEAD	10755.5	8934.71
300SIMO	2553.74	9517.36
300WHEAD	12364.38	2391.1
326DUV	1834.82	13725.55
400APPLE	515.19	2739.98
400DUV	2365.15	351.82
400FRONT	6436.08	994.95
400GREEN	1333.45	6848.31
400SOUTH	13413.8	2840.75
400WHD1	1260	13791.07
400WHEAD	2810.68	1173.22
407CAROL	1034.3	7125.38
416FLEM	2396.17	1283.69
417EATON	6227.79	3572.49
417FLEM	3173.88	5341.51
418STHRD	2491.29	2864.01
420EATON	6808.07	2455.3
420STHRD	3683.27	5765.69
500ANG	3785.2	2787.39
500FLEM2	3273.33	5352.4
500SIMO	4354.88	3389.37
500STHRD	6249.65	4821.87
500UNITE	585.29	6978.86
500VIRG	2876.92	2821.97
500WHEAD	4242.27	4932.42
505SOUTH	3409.31	7964.55

	Sept	Oct
510EATON	0	3632.91
514GRN	6769.69	7006.02
517EATON	4003.25	5155.26
519FLEM	4221.27	3719.8
521STHRD	6090.42	5365.78
521UNITE	1630.17	210.03
600CAROL	3444.98	5342.04
600DUV	1005.31	866.18
600GRN	6483.25	6948.96
600GRN1	7410.38	6323.86
600WHEAD	1648.6	5423.41
601SIMON	1522.56	2131.2
602SIMON	1005.42	2178.85
605FRONT	8738.74	10103.43
700CAROL	1629.61	2328.4
700SIMO	1976.33	4585.91
800CAROL	8558.18	10384.82
800SEMNL	120.75	769.14
801SEMNL	31.51	112.88
824DUV	5740.88	5973.34
900DUV2	4465.52	6545.14
900WHEAD	9728.88	13252.46
BIGHT 1	42858.22	57362.52
BIGHT 2	42236.16	49195.74
BIGHT3	4845.37	5000.41
BIGHT4TM	3861.51	4068.75
BIGHT5C	26716.28	30805.2
BIGHT6FT	12978	9347.79
BIGHT-7C	8491.93	18438.22
BUSLOT1	525	1260
CAROL500	8366.51	7983.27
FIRE 1	6538.78	7677.76
FIRE 2	6633.54	6588.13
FRONT500	5384.14	4528.26
JACKSQ1	2275.9	6008.69
JACKSQ2	593.26	1874.26
MALSQ1	51580.25	60318.85
MALSQ2	39547.3	40523.2
PNR-1	11668.65	17188.5
PNR-2	3202.5	7066.5
PNR-3	28113.75	31737.05
PNR-4	6084.75	11602.5
SBEACH1	0	0
SBEACH2	0	0
SBEACH3	0	0
TWP-1	2312.9	4315.96
TWP-2	2234.13	4523.23
TWP-3	0	0
TWP-4	375.39	1774.56
TWP-5	692.9	1336.17

## Mobile App Revenue



Zone	Sept	Oct
33040 Mallory Square Lot	\$11,864	\$12,222
33041 Ferry Terminal	\$1,471	\$1,032
33042 Conch Republic	\$5,905	\$4,230
33043 Conch Republic Gravel	\$5,530	\$2,825
33044 Train Museum	\$626	\$767
33045 Half Shell Raw Bar	\$1,205	\$2,047
33046 Key West Bight Lot Main	\$10,354	\$10,455
33048 Old Town Garage (Park N Ride)	\$1,574	\$2,862
33049 Jackson Square	\$1,317	\$1,910
33050 Key West On Street Parking (Metered)	\$48,567	\$44,439
33049 Truman Waterfront Park	\$1,072	\$3,000
33053 Smathers Beach	\$36	\$52
33054 Firehouse Lot	\$4,633	\$4,900