

MEMORANDUM



Date: February 3, 2012
To: Jim Scholl, City Manager
Cc: Key West Bight Management District Board
From: Marilyn Wilbarger
Re: January 2012 Monthly Report for Key West Bight/City Marina

I. Updates for January 2012

Key West Bight Operations:

- Rebuilt pump-out stand and valves at Thompson Fish House
- Uninstalled all Holiday decorations
- Ipe decking resurface approx is complete.
- Installed new fire exit at Thompson Fish House Dock Masters office
- All coco-nut palms trimmed
- Installed new Receptacles for Flats boats on Harborwalk
- Prepped and painted fuel tanks

Key West Bight Marina:

- The marina was full during Premiere Racing Race Week. There were 34 race boats, 9 Premiere Racing support boats and 16 transient boats not associated with Race Week.
- 13,492 passengers embarked and disembarked at the Ferry Terminal in January.
- The vacant assistant dockmaster position was filled by Prince Rengil.
- The fuel dock is changing from Chevron fuel to Marathon Fuel.
- The water test ITB was awarded to Flowers Chemical.
- A new glass bottom boat operator became a tenant from the waiting list.

City Marina:

- 62 vessels in Key West Mooring field, occupancy
- New ADA ramp installed at boat ramp, the ramp is manufactured by Raven dock MFG with all ADA compliant rails and transitions.
- Eight mooring rigs returned to service in Key West mooring field
- 40 new structural rods installed on Kingfish main dock. The rods are very important to the structural integrity of the pier the next phase of the work will involve installation of threaded rod to King Fish finger piers.
- 2 new pleasure leases ,Whitacre and Semich
- New demarcation signage received for Key West Mooring field
- Structural improvement federal grant awarded in the amount of \$500,000 for new bathroom facility and electrical upgrades to Wahoo and Kingfish
-

- New scheduling program implemented for Pump out operation, all pump outs pre scheduled for service according to geographic area.
- The 12 remaining new pedestals have been installed on King fish pier

II. Priorities for the Upcoming Month

- Award ITB for structural repairs at 201 William St.
- Add new historic vessel in Key West Bight Marina.
- ITB for Contract Landscaping Services for Key West Bight and City Marina at Garrison Bight advertised
- Charter boat renewal lease for City Marina
- Live aboard lease at City Marina
- Install inline water meters at commercial marina slips at Key West Bight.
- Receive HARC approval and necessary permits to install new fuel sign on the fuel dock.

III. Capital Project Updates

Project	Status	Comments
Harborwalk Resurfacing	Complete	Complete
Schooner Wharf Rebuild	Engineering Phase	Geotechnical coring complete
Waterfront Market Structural Repairs	Awaiting award	Award on current agenda
Common Area Enhancement	Waiting for complete drawings	
Piano Shop	Construction Drawings Received	ITB to be written
Discovery Rebuild	Building permit application	Received coordination letters from FKAA and Keys Energy

KEY WEST BIGHT, CITY MARINA, FERRY TERMINAL MONTHLY SALES COMPARISON January 2012

	January '11	January '12
Garrison Bight	\$ 124,089	\$ 128,629
KW Bight	\$ 550,380	\$ 563,053
Ferry Terminal	<u>\$ 33,900</u>	<u>\$ 38,866</u>
 Grand Total	 \$ 708,369	 \$ 730,548

January Actual to January Budget: \$730,548/\$723,042 (1% Over)

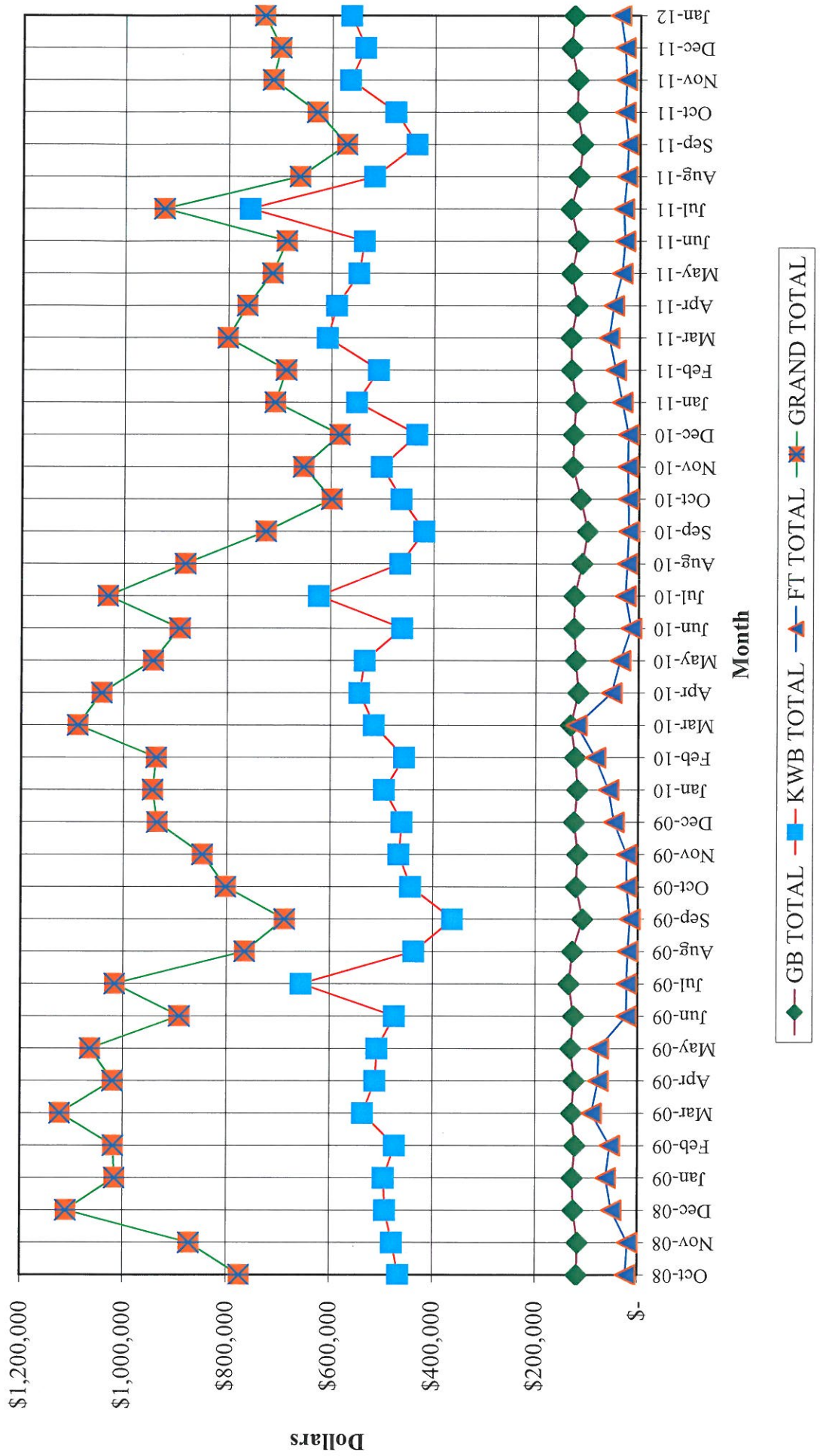
YTD Sales to Annual Budget: \$2,778,278/\$8,676,500 (32% Achieved)

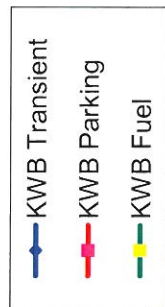
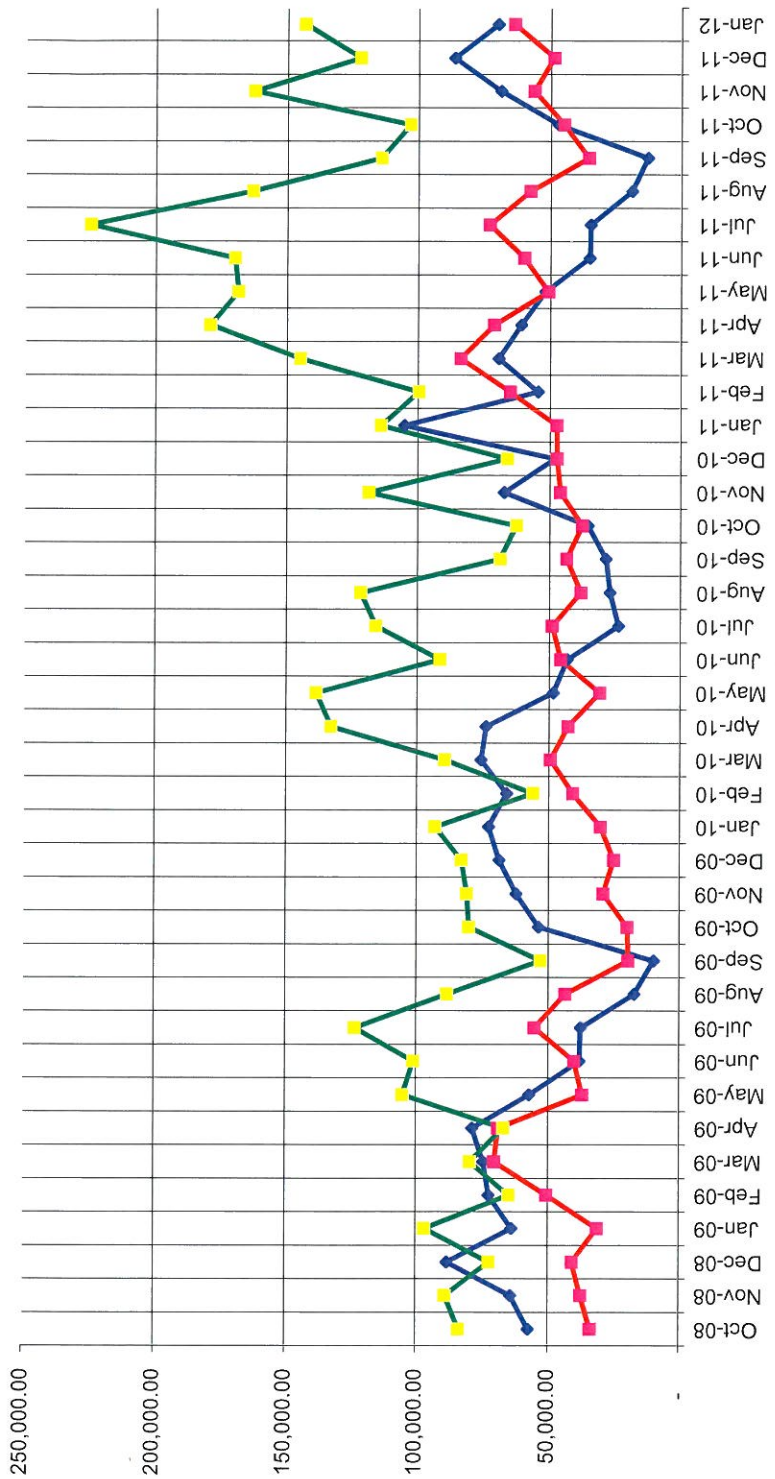
Garrison Bight transient dockage revenues are up 14% this January compared to last January. Ramp is up 15%, parking up 3% and mooring field revenues are up 31%.

Key West Bight transient dockage revenues are down 33%. The reason is that all January Race Week revenue was collected in December this year as opposed to January last year. Transient dockage revenues for December were up 79%. Collectively December and January dockage transient revenues are up 46% compared to last December and January. Dinghy revenues for January are up 13%, oil up 62%, ice up 50%, showers up 79%, fuel up 26% and parking is up 34%.

13,492 passengers passed through the ferry terminal this January compared to 11,629 last January.

Key West Bight, City Marina, Ferry Terminal Sales History





MONTHLY FUEL SALES COMPARISON (GALLONS)

FY08

	GAS	DIESEL
	3,941	27,836
	20,922	27,993
	4,523	30,524
	8,368	27,649
	6,410	31,819
	7,447	37,799
	9,473	43,007
	8,481	37,843
	7,662	37,725
	8,849	36,185
	6,986	23,841
	2,369	11,321

FY09

	GAS	DIESEL
	1,921	19,150
	7,931	20,305
	4,587	26,399
	7,603	41,534
	5,165	25,434
	6,160	33,370
	8,977	38,287
	10,603	34,092
	7,147	31,617
	9,435	32,308
	5,586	26,755
	3,103	17,317

FY10

	GAS	DIESEL
	4,490	24,024
	4,770	23,843
	2,445	27,834
	4,077	30,445
	2,110	17,483
	3,670	25,965
	5,676	36,491
	6,141	38,550
	5,543	22,975
	6,430	27,383
	11,948	24,931
	5,758	15,591

FY11

	GAS	DIESEL
	4,742	16,556
	9,236	26,134
	1,904	18,184
	6,665	28,525
	4,254	23,812
	7,109	31,360
	8,357	35,591
	8,559	29,152
	12,936	25,991
	21,699	29,755
	13,764	25,154
	6,846	21,463

FY12

	GAS	DIESEL
	5,135	20,926
	11,911	24,943
	5,397	24,633
	7,907	26,914

OCT
NOV
DEC
JAN
FEB
MAR
APR
MAY
JUN
JUL
AUG
SEP

KEY WEST BIGHT PARKING REVENUE

<u>LOCATION</u>	<u>REVENUE ACCT</u>	<u>OCT 2011</u>	<u>NOV 2011</u>	<u>DEC 2011</u>	<u>JAN 2012</u>
Caroline St.	34450-00	\$ 4,553.77	\$ 7,026.50	\$ 2,479.08	\$ 5,871.43
Greene St.	34450-01	\$ 3,599.94	\$ 3,594.23	\$ 2,062.56	\$ 3,729.04
Half Shell	34451-00	\$ 1,077.55	\$ 1,901.52	\$ 781.55	\$ 2,000.89
Monthly Billing		\$ 1,068.83	\$ 1,255.77	\$ 1,511.58	\$ 653.32
CALE Meters		\$ 34,743.26	\$ 42,632.75	\$ 42,146.75	\$ 50,629.68
TOTAL		\$ 45,043.35	\$ 56,410.77	\$ 48,981.52	\$ 62,884.36