



# Monthly Building Department Report

---

**To:** Albert P. Childress  
City Manager

**From:** Raj Ramsingh  
Building Department Director

**Date:** January 11, 2024

**Subject:** December 2023 Building Department Report

---

- **Permits**

- 225 Permit Applications Received
  - 220 Permits Issued
  - 43 Permits Ready for Pickup
  - 34 Permits Information Required
  - 2 Permits Approved With Conditions
  - 8 permits Completed
  - 2 Void
- Total permit projects valuations \$24,568,045.98
- Total permit fees charged- \$901,358.18
- Total fees pending- \$48,234.00
- 187 Permits finalized.
- 176 Expired permits from 2010/2011 were administratively closed.
- 0 Permits expired in December.
  - Email reminders sent to applicants to reinstate permits and request inspections.
- Update on Outstanding permit fees totaling \$403,070. As of Dec. 30, 86% of the outstanding fees have been collected.

- **Inspections**

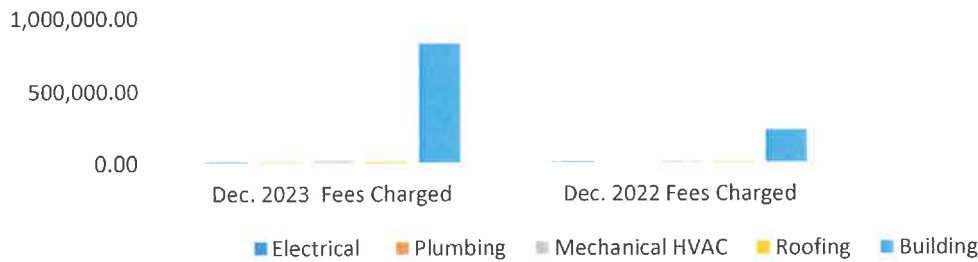
- 586 Complete Inspections
  - 146 completed by Private Providers (Owner's Option)
- 609 Inspections requested.
  - 24 were cancelled.
  - 1 no access given.
  - 33 Disapproved
  - 17 Partial Approval
  - 536 were approved

# Dec. 2023 vs. Dec. 2022

## PERMITS BY TRADES Dec. 2023 vs. Dec. 2022



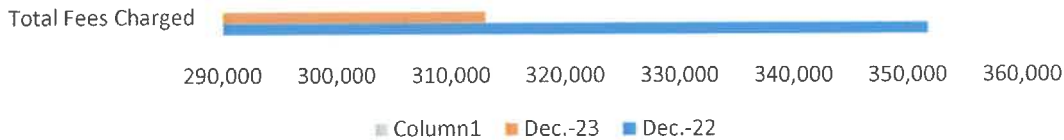
## REVENUES BY TRADES Dec. 2023 vs. Dec. 2022



## BUILDING PERMIT JOB VALUES



## BUILDING PERMIT REVENUES



ATES	# OF ELECTRICAL	# OF PLUMBING PERMITS	# OF MECHANICAL HVAC	# OF ROOFING PERMITS	# OF BUILDING PERMITS	TOTAL PERMITS	INFRASTRUCTURE VALUE	TOTAL FEES CHARGED		
Dec. 2023	32	26	28	24	110	220	\$24,568,045.98	\$901,327.73	62%	68%
Dec. 2022	60	35	25	30	149	299	\$9,311,968.28	\$280,326.27		



# Permits Issued - Summary by Type

City of Key West

Date Range Between 12/1/2023 and 12/31/2023

PERMIT TYPE	NUMBER OF PERMITS ISSUED	VALUATION	FEES CHARGED
ACCESSORY STRUCTURE	2	\$107,075.00	\$3,678.62
ADDITION	1	\$10,000.00	\$503.48
CARPORT	2	\$32,000.00	\$1,502.84
DAVIT	1	\$18,000.00	\$589.38
DECK	1	\$4,750.00	\$187.13
DEMO OTHER	1	\$9,400.00	\$377.31
DEMO PARTIAL	4	\$40,500.00	\$1,840.48
DEMOLITION	5	\$153,000.00	\$4,792.08
ELECTRICAL	31	\$386,166.00	\$13,283.90
FENCE	12	\$315,445.00	\$4,753.46
FIRE SPRINKLER SYSTEM	2	\$62,000.00	\$2,295.10
FIRE SUPPRESSION	2	\$17,000.00	\$1,377.32
FOUNDATION REPAIR	1	\$8,000.00	\$264.88
FUEL GAS	3	\$15,850.00	\$818.58
HARC	10	\$347,640.00	\$777.61
MECHANICAL HOOD	2	\$63,000.00	\$2,566.05
MECHANICAL HVAC	26	\$591,430.00	\$22,099.50
MULTI FAMILY HOME	1	\$157,300.00	\$8,852.48
MULTIFAMILY 5 OR MORE	1	\$15,614,000.00	\$584,706.82
OTHER STRUCTURE	1	\$5,000.00	\$187.13
PAVERS	1	\$5,800.00	\$182.52
PLUMBING	26	\$462,416.31	\$15,012.95
POOL	5	\$213,000.00	\$3,149.99
POOL RESURFACING	3	\$10,175.00	\$505.48
RENOVATION EXTERIOR	29	\$1,274,693.02	\$51,925.02
RENOVATION INTERIOR	13	\$701,314.65	\$90,608.27
ROOFING	24	\$658,141.00	\$15,083.38
SIGN NO ELECTRIC	3	\$3,600.00	\$760.11
SIGN WITH ELECTRIC	1	\$18,850.00	\$502.95
SINGLE FAMILY HOME	4	\$3,230,500.00	\$66,708.46
SLAB	1	\$20,000.00	\$960.88
TEMPORARY TRAILER	1	\$12,000.00	\$473.57
<b>Totals:</b>	<b>220</b>	<b>\$24,568,045.98</b>	<b>\$901,327.73</b>



## Permits Issued - Summary by Type

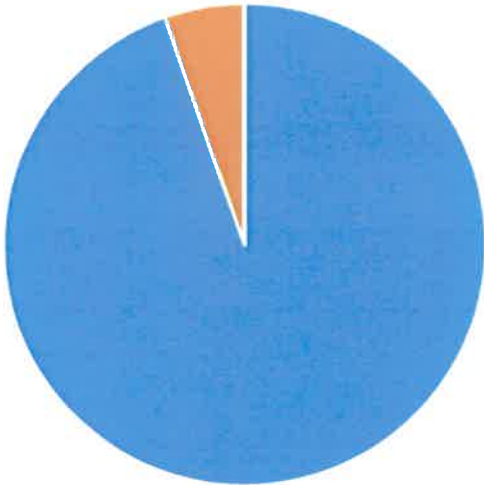
City of Key West

Date Range Between 12/1/2022 and 12/31/2022

PERMIT TYPE	NUMBER OF PERMITS ISSUED	VALUATION	FEES CHARGED
ACCESSORY STRUCTURE	2	\$61,804.50	\$2,535.77
ADDITION	2	\$174,000.00	\$8,811.15
ASPHALT COATING	2	\$68,220.00	\$1,288.29
COMMERCIAL STRUCTURE NEW	1	\$1,800,000.00	\$58,558.50
DECK	5	\$34,300.00	\$2,588.64
DEMO OTHER	2	\$158,700.00	\$4,078.07
DEMO PARTIAL	8	\$148,350.00	\$4,454.59
DEMOLITION	2	\$12,700.00	\$710.81
ELECTRICAL	58	\$375,733.68	\$12,617.81
FENCE	13	\$103,760.00	\$3,223.14
FIRE SPRINKLER SYSTEM	3	\$169,242.31	\$6,554.65
FIRE SUPPRESSION	1	\$9,800.00	\$381.65
FOUNDATION	1	\$68,000.00	\$2,328.19
FUEL GAS	2	\$3,500.00	\$274.04
GUTTERS	2	\$7,000.00	\$740.30
HARC	16	\$99,806.00	\$788.63
HURRICANE REPAIR	1	\$10,460.00	\$289.69
MECHANICAL HVAC	25	\$444,842.00	\$15,857.19
PAVERS	5	\$60,200.00	\$3,115.24
PLUMBING	35	\$310,991.00	\$9,267.50
POOL	4	\$159,350.00	\$3,407.76
POOL RESURFACING	14	\$135,020.00	\$1,596.53
RENOVATION EXTERIOR	43	\$2,601,200.47	\$77,215.05
RENOVATION INTERIOR	17	\$1,078,708.32	\$33,358.27
ROOFING	30	\$510,980.00	\$10,129.31
SIGN NO ELECTRIC	1	\$500.00	\$333.21
SIGN WITH ELECTRIC	2	\$24,700.00	\$603.79
SINGLE FAMILY HOME	2	\$680,000.00	\$15,218.50
<b>Totals:</b>	<b>299</b>	<b>\$9,311,968.28</b>	<b>\$280,326.27</b>



# December's Outstanding Fee



■ Collected ■ Out Standing