



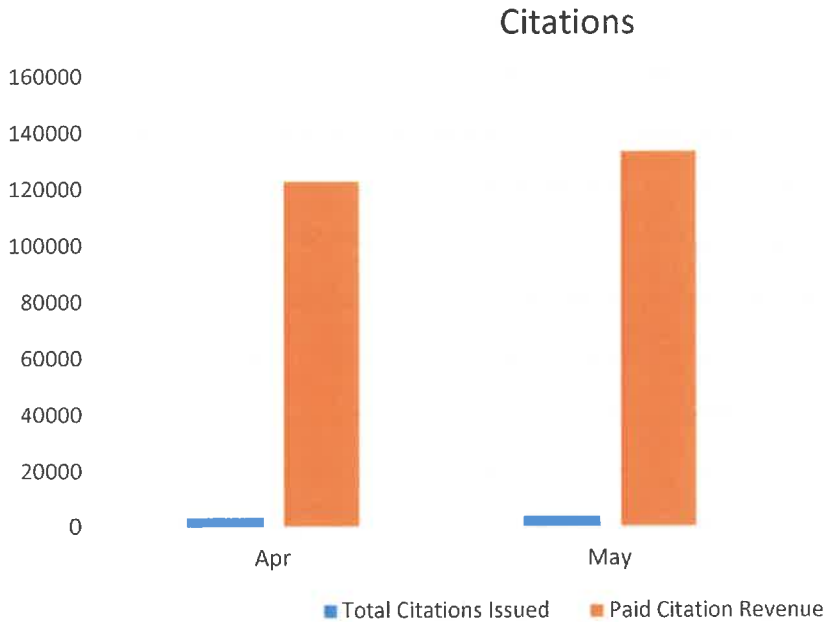
Monthly Parking Division Report

To: Albert P. Childress 
City Manager

Date: June 6, 2024

From: John Wilkins
Parking Division Director

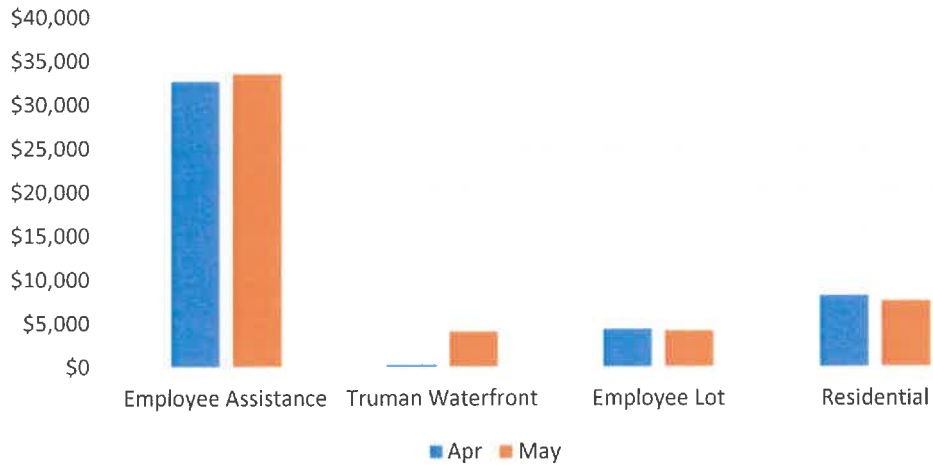
Subject: May 2024 Parking Division Report



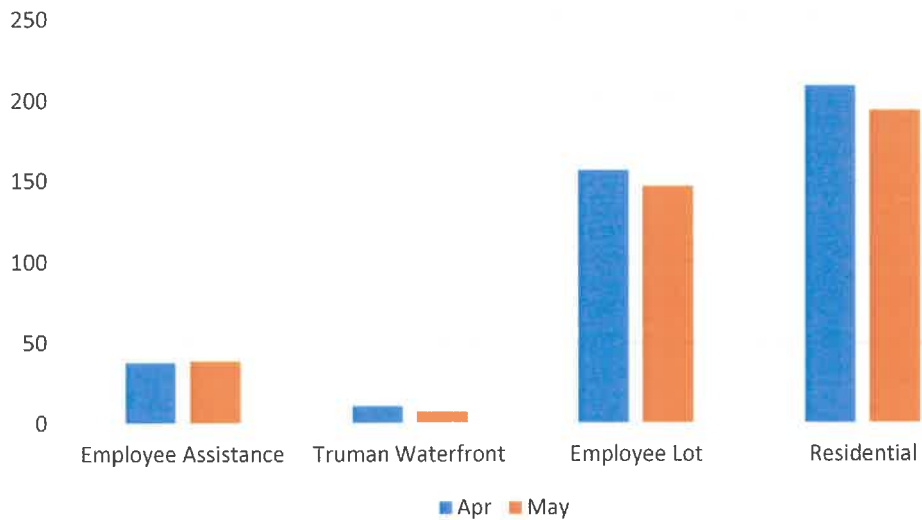
	Total Citations Issued	Paid Citation Revenue
Apr 2024	3380	\$122,995
May 2024	3719	\$133,517

	Total Citation Appeals	KWPD Dispatch Calls
Apr 2024	159	345
May 2024	260	Not Reported

Parking Permit Revenue



Parking Permits Issued

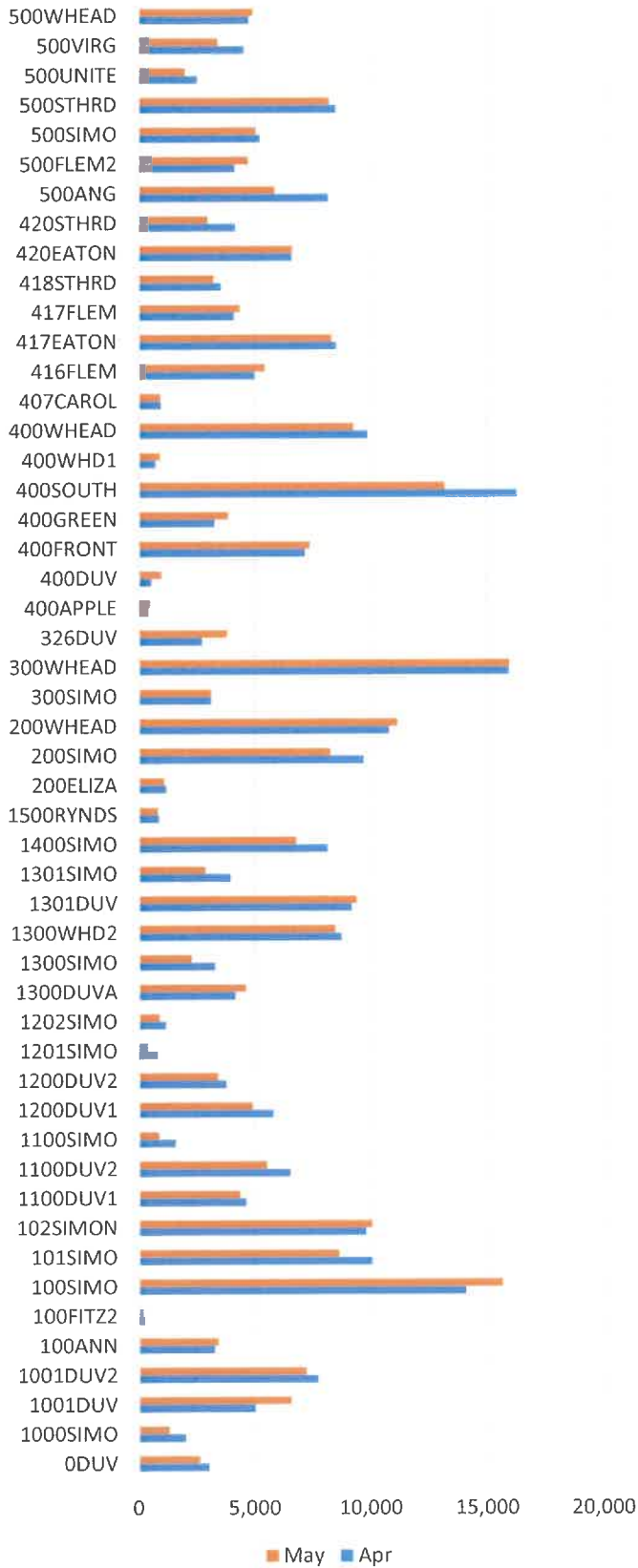


Parking Permits Issued	Apr	May
Employee Assistance	38	39
Truman Waterfront	11	7
Employee Lot	157	147
Residential	209	194

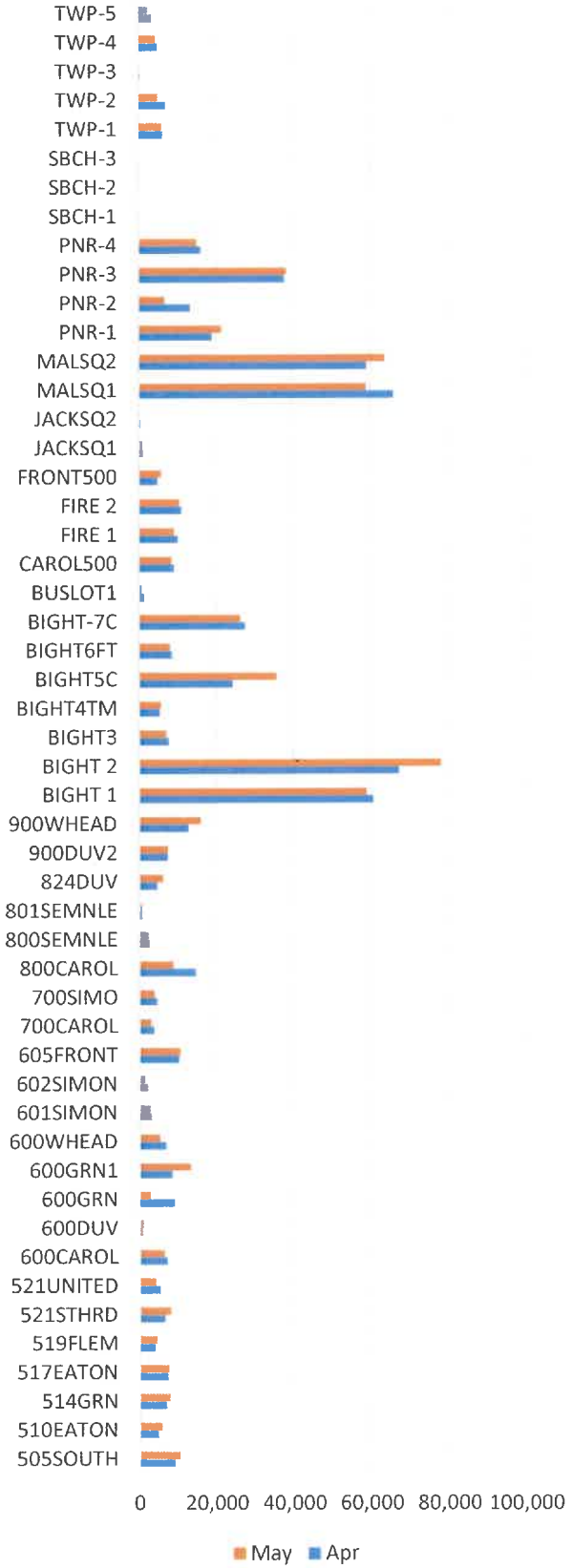
Parking Permit Revenue	Apr	May
Employee Assistance	\$32,716	\$33,577
Truman Waterfront	\$312	\$4,091
Employee Lot	\$4,369	\$4,171
Residential	\$8,178	\$7,591

Temporary ROW Permits	Apr	May
Issued	95	103
Revenue	\$4,750	\$5,150

Paystation Revenue



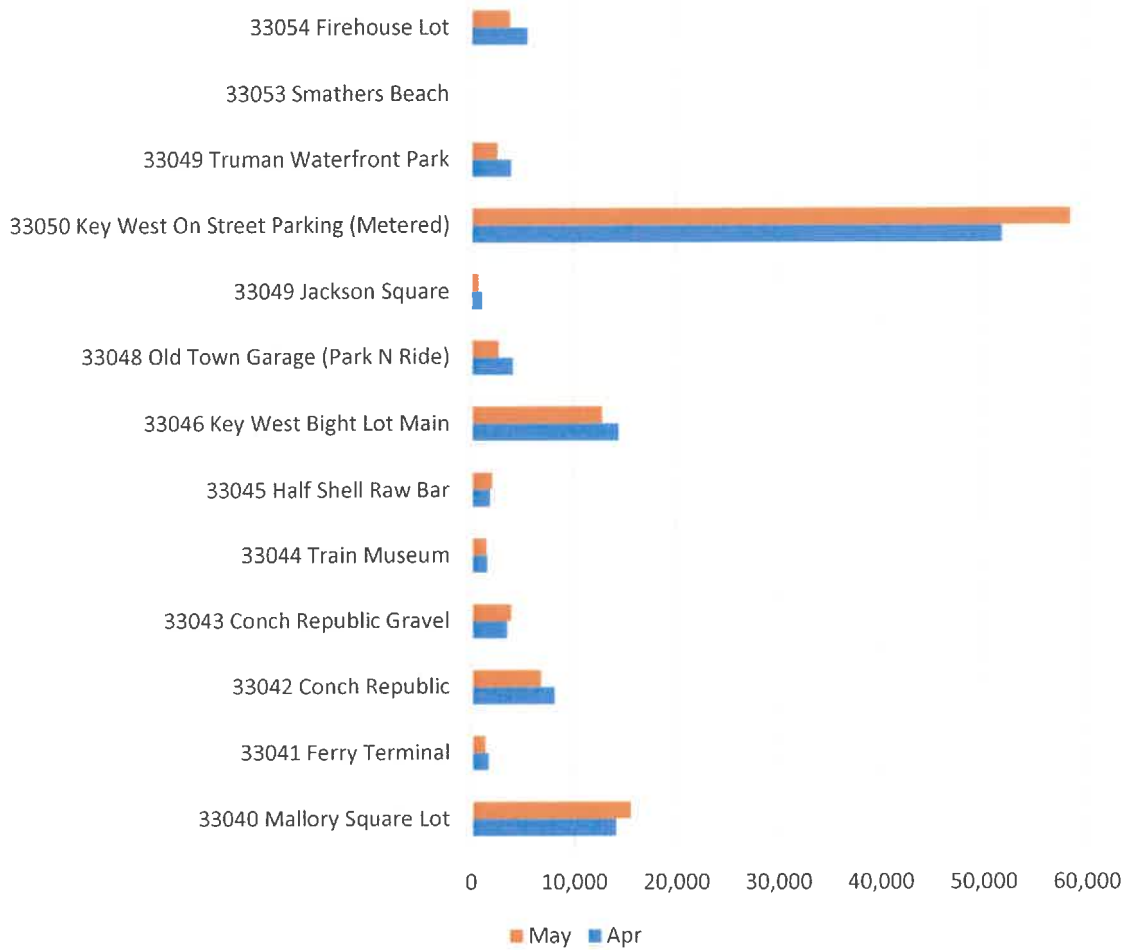
Paystation Revenue



Paystation	Apr	May
0DUV	\$ 3,042.53	\$2,628.05
1000SIMO	\$ 2,008.18	\$1,318.30
1001DUV	\$ 4,997.57	\$6,538.27
1001DUV2	\$ 7,704.33	\$7,200.39
100ANN	\$ 3,283.90	\$3,437.38
100FITZ2	\$ 236.92	\$180.12
100SIMO	\$14,061.74	\$15,624.07
101SIMO	\$10,039.10	\$8,591.95
102SIMON	\$ 9,762.33	\$10,040.18
1100DUV1	\$ 4,614.53	\$4,363.38
1100DUV2	\$ 6,515.11	\$5,483.82
1100SIMO	\$ 1,590.57	\$865.78
1200DUV1	\$ 5,772.10	\$4,881.18
1200DUV2	\$ 3,759.16	\$3,410.63
1201SIMO	\$ 805.89	\$394.28
1202SIMO	\$ 1,170.79	\$894.09
1300DUVA	\$ 4,156.10	\$4,599.28
1300SIMO	\$ 3,294.57	\$2,271.30
1300WHD2	\$ 8,700.42	\$8,440.32
1301DUV	\$ 9,142.75	\$9,356.36
1301SIMO	\$ 3,952.55	\$2,870.38
1400SIMO	\$ 8,124.12	\$6,773.02
1500RYNDS	\$ 866.29	\$817.51
200ELIZA	\$ 1,183.81	\$1,087.85
200SIMO	\$ 9,674.03	\$8,234.60
200WHEAD	\$10,770.23	\$11,117.41
300SIMO	\$ 3,126.12	\$3,121.37
300WHEAD	\$15,920.93	\$15,946.49
326DUV	\$ 2,726.60	\$3,799.37
400APPLE	\$ 425.26	\$483.58
400DUV	\$ 540.81	\$976.94
400FRONT	\$ 7,142.43	\$7,363.46
400GREEN	\$ 3,261.00	\$3,848.58
400SOUTH	\$16,263.95	\$13,162.24
400WHD1	\$ 725.52	\$924.34
400WHEAD	\$ 9,860.67	\$9,237.58
407CAROL	\$ 960.83	\$938.19
416FLEM	\$ 4,971.97	\$5,418.39
417EATON	\$ 8,497.09	\$8,302.87
417FLEM	\$ 4,108.10	\$4,351.30
418STHRD	\$ 3,558.06	\$3,238.72
420EATON	\$ 6,601.32	\$6,620.39
420STHRD	\$ 4,155.45	\$2,980.71
500ANG	\$ 8,158.51	\$5,839.02
500FLEM2	\$ 4,131.96	\$4,707.41
500SIMO	\$ 5,213.88	\$5,037.88
500STHRD	\$ 8,481.21	\$8,202.24
500UNITE	\$ 2,527.62	\$2,002.22
500VIRG	\$ 4,530.59	\$3,411.72
500WHEAD	\$ 4,739.09	\$4,914.06

Paystation	Apr	May
505SOUTH	\$ 9,179.38	\$10,389.44
510EATON	\$ 4,901.10	\$5,899.09
514GRN	\$ 6,999.63	\$7,873.76
517EATON	\$ 7,413.03	\$7,556.87
519FLEM	\$ 4,058.50	\$4,542.09
521STHRD	\$ 6,696.31	\$8,160.49
521UNITED	\$ 5,451.51	\$4,251.53
600CAROL	\$ 7,315.49	\$6,539.71
600DUV	\$ 861.10	\$1,025.40
600GRN	\$ 9,209.12	\$2,974.03
600GRN1	\$ 8,580.22	\$13,399.43
600WHEAD	\$ 6,967.01	\$5,442.92
601SIMON	\$ 3,187.98	\$2,769.72
602SIMON	\$ 2,236.19	\$1,438.07
605FRONT	\$10,342.73	\$10,719.87
700CAROL	\$ 3,901.27	\$3,143.55
700SIMO	\$ 4,701.20	\$3,996.96
800CAROL	\$14,615.70	\$8,876.89
800SEMNLE	\$ 2,753.41	\$2,386.70
801SEMNLE	\$ 842.67	\$774.41
824DUV	\$ 4,787.96	\$6,273.20
900DUV2	\$ 7,546.78	\$7,543.02
900WHEAD	\$12,909.97	\$15,905.60
BIGHT 1	\$60,530.30	\$58,775.40
BIGHT 2	\$67,240.96	\$77,940.47
BIGHT3	\$ 7,788.50	\$7,173.33
BIGHT4TM	\$ 5,520.49	\$5,791.67
BIGHT5C	\$24,372.45	\$35,631.90
BIGHT6FT	\$ 8,759.86	\$8,155.82
BIGHT-7C	\$27,531.90	\$26,287.90
BUSLOT1	\$ 1,470.00	\$735.00
CAROL500	\$ 9,161.31	\$8,530.75
FIRE 1	\$10,214.24	\$9,305.96
FIRE 2	\$11,135.35	\$10,640.99
FRONT500	\$ 4,948.06	\$5,885.75
JACKSQ1	\$ 1,144.51	\$1,089.99
JACKSQ2	\$ 530.25	\$434.71
MALSQ1	\$65,778.30	\$58,789.15
MALSQ2	\$58,843.85	\$63,558.05
PNR-1	\$19,082.45	\$21,480.39
PNR-2	\$13,419.00	\$6,925.29
PNR-3	\$37,665.60	\$38,242.06
PNR-4	\$16,026.15	\$15,114.24
SBCH-1	\$ -	
SBCH-2	\$ -	
SBCH-3	\$ -	
TWP-1	\$ 6,211.45	\$6,024.01
TWP-2	\$ 6,956.77	\$4,983.78
TWP-3	\$ 430.51	\$0.00
TWP-4	\$ 4,869.53	\$4,469.94
TWP-5	\$ 3,486.06	\$2,443.43

Mobile App Revenue



Zone	Apr	May
33040 Mallory Square Lot	\$14,070.90	\$15,507.60
33041 Ferry Terminal	\$1,642.85	\$1,312.75
33042 Conch Republic	\$8,052.35	\$6,740.90
33043 Conch Republic Gravel	\$3,450.55	\$3,847.00
33044 Train Museum	\$1,522.05	\$1,440.85
33045 Half Shell Raw Bar	\$1,804.50	\$1,999.40
33046 Key West Bight Lot Main	\$14,351.30	\$12,755.65
33048 Old Town Garage (Park N Ride)	\$4,040.20	\$2,660.55
33049 Jackson Square	\$1,021.40	\$671.80
33050 Key West On Street Parking (Metered)	\$51,822.10	\$58,434.40
33049 Truman Waterfront Park	\$3,890.80	\$2,559.00
33053 Smathers Beach	\$30.45	\$7.65
33054 Firehouse Lot	\$5,471.15	\$3,809.70