



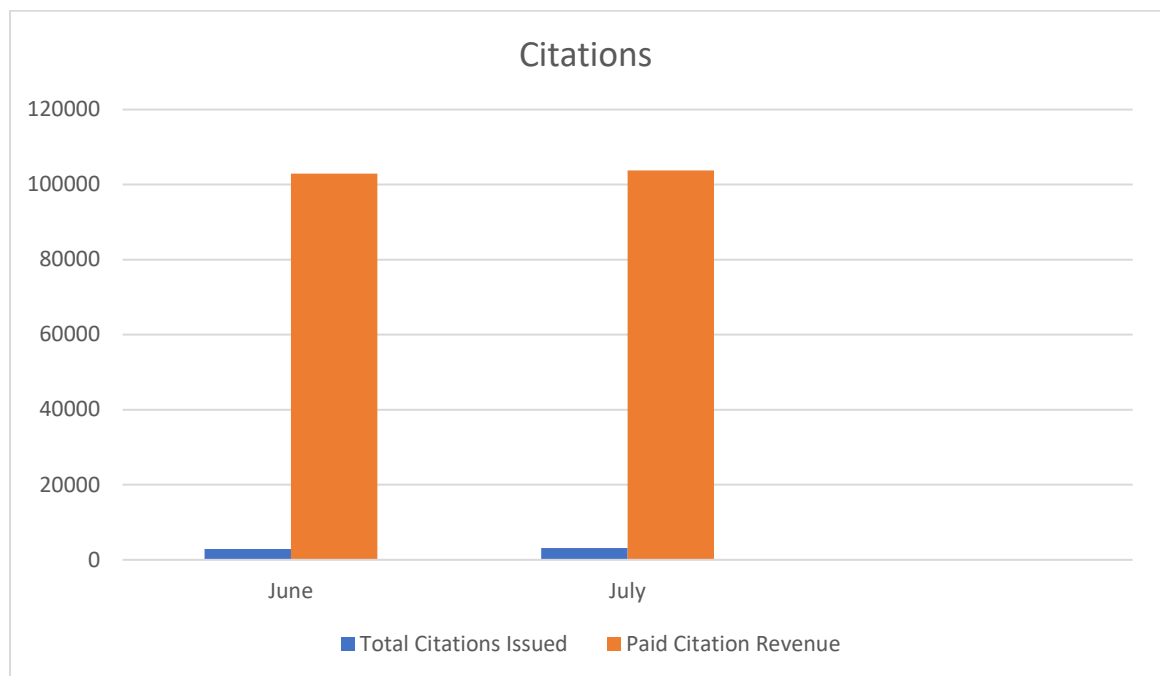
Monthly Parking Division Report

To: Brian Barroso, City Manager

Date: August 4, 2025

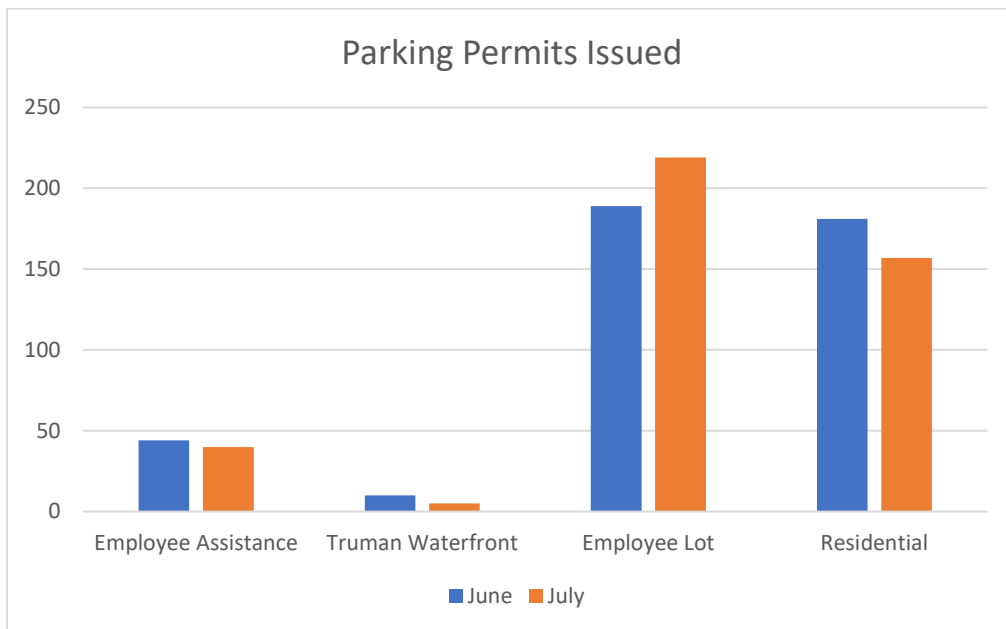
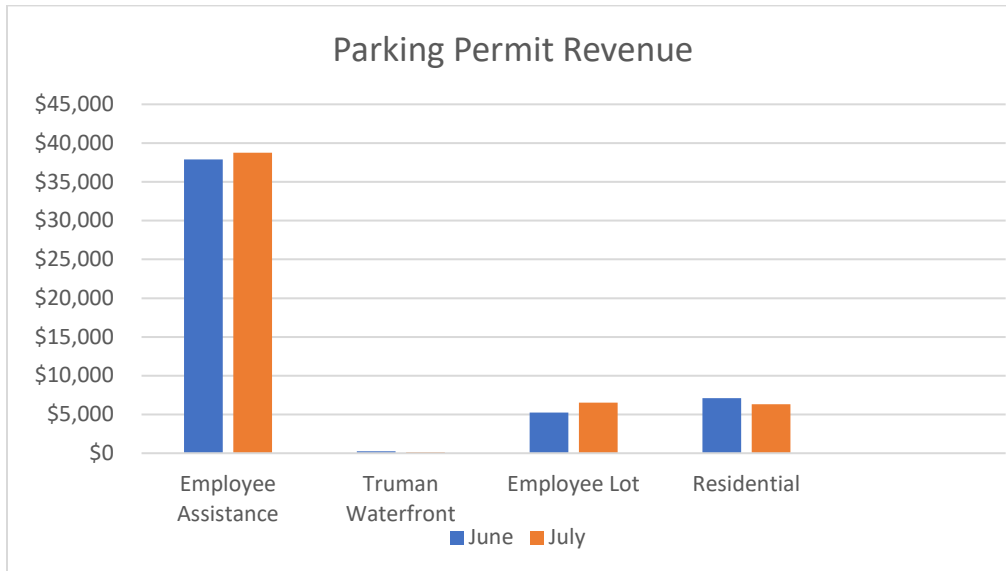
From: John Wilkins, Parking Division Director

Subject: July 2025 Parking Division Report



	Total Citations Issued	Paid Citation Revenue
June	2884	\$102,940
July	3179	\$103,805

	Total Citation Appeals	KWPD Dispatch Calls
June	221	Not Reported
July	199	Not Reported

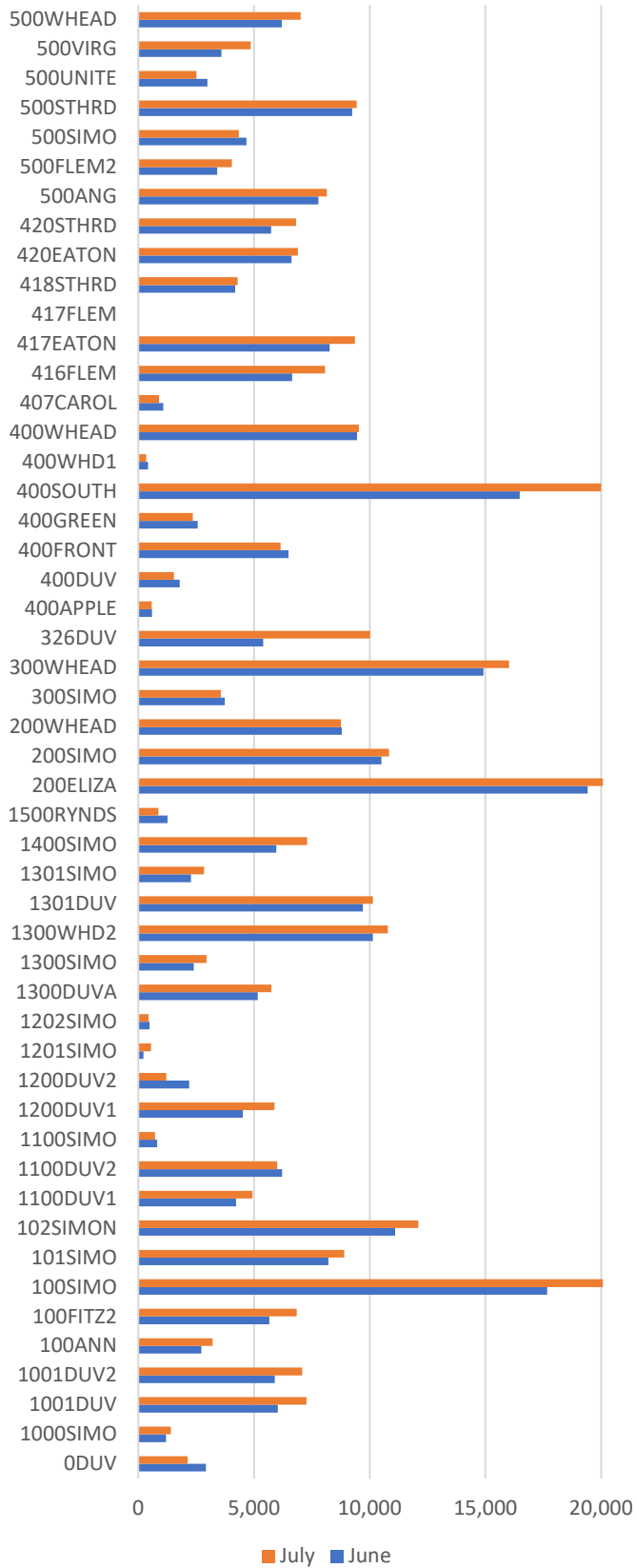


Parking Permits Issued	June	July
Employee Assistance	44	40
Truman Waterfront	10	5
Employee Lot	189	219
Residential	181	157

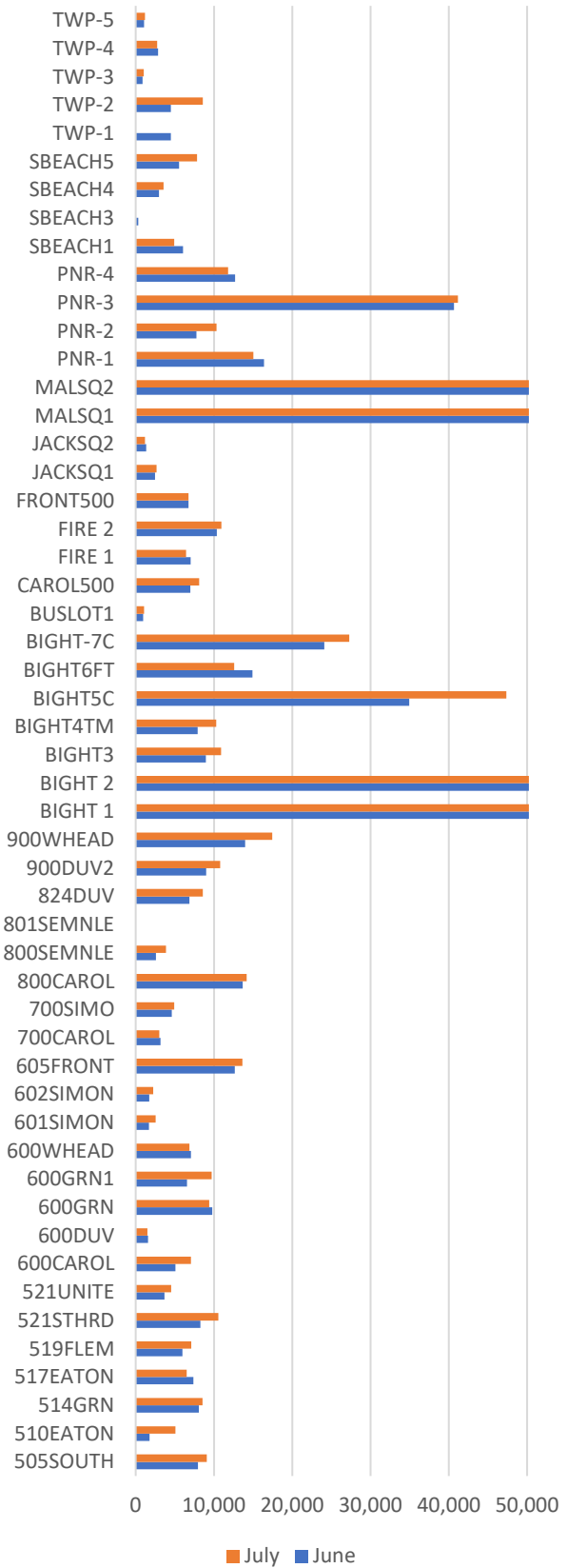
Parking Permit Revenue	June	July
Employee Assistance	\$37,881	\$38,742
Truman Waterfront	\$243	\$141
Employee Lot	\$5,259	\$6,540
Residential	\$7,082	\$6,299

Temporary ROW Permits	June	July
Issued	78	100
Revenue	\$3,900	\$5,000

Paystation Revenue

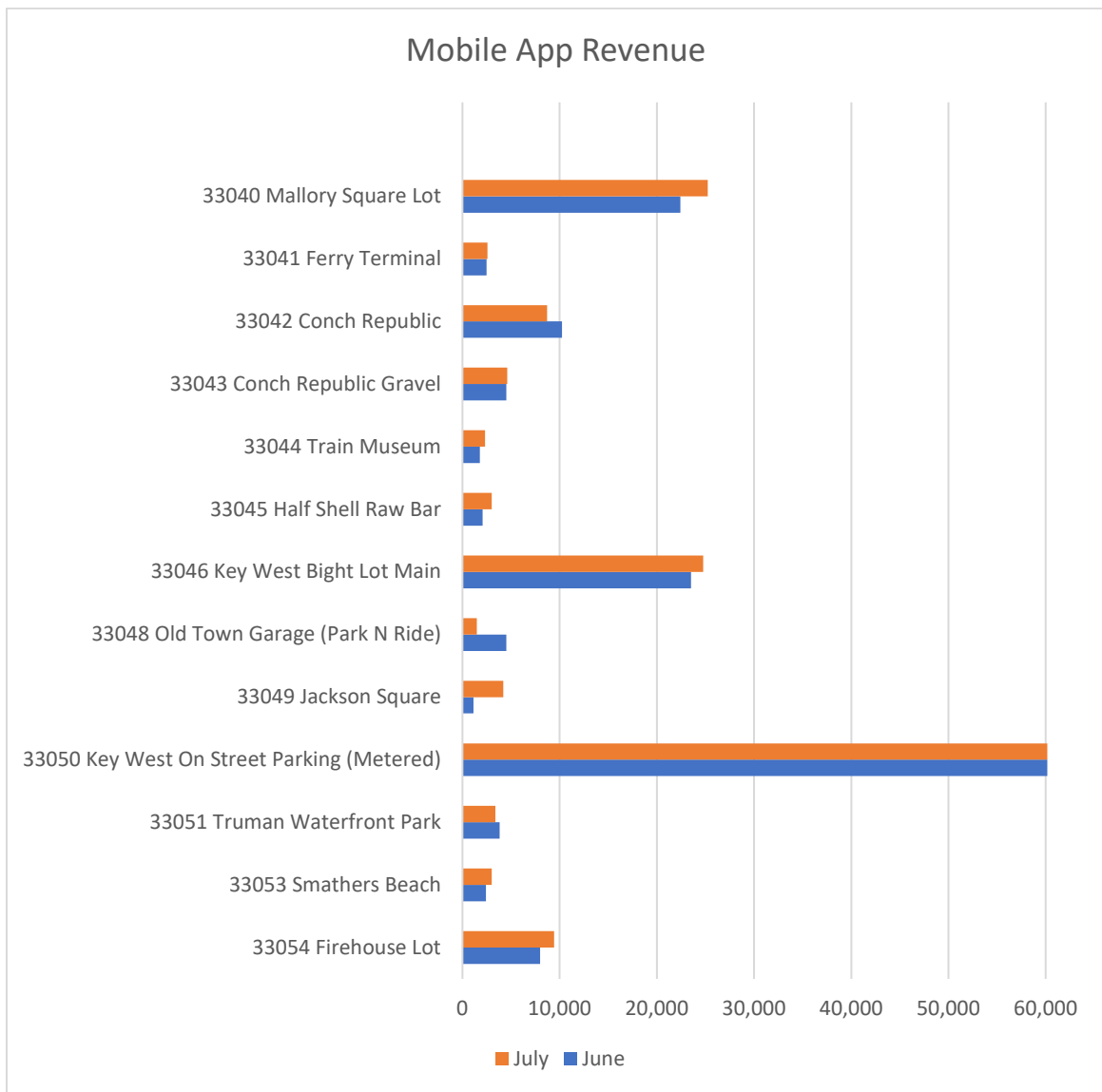


Paystation Revenue



Paystation	June	July
0DUV	\$2,926.35	\$2,138.85
1000SIMO	\$1,193.85	\$1,404.38
1001DUV	\$6,032.25	\$7,266.56
1001DUV2	\$5,893.65	\$7,087.02
100ANN	\$2,731.05	\$3,206.18
100FITZ2	\$5,666.40	\$6,844.49
100SIMO	\$17,662.05	\$20,987.11
101SIMO	\$8,215.20	\$8,899.86
102SIMON	\$11,100.00	\$12,101.19
1100DUV1	\$4,224.15	\$4,942.90
1100DUV2	\$6,209.35	\$6,004.81
1100SIMO	\$822.15	\$723.45
1200DUV1	\$4,520.25	\$5,879.96
1200DUV2	\$2,195.55	\$1,209.60
1201SIMO	\$217.35	\$551.26
1202SIMO	\$488.25	\$448.88
1300DUVA	\$5,156.55	\$5,748.84
1300SIMO	\$2,394.00	\$2,949.48
1300WHD2	\$10,135.20	\$10,778.56
1301DUV	\$9,697.95	\$10,135.81
1301SIMO	\$2,274.00	\$2,838.69
1400SIMO	\$5,966.10	\$7,298.08
1500RYNDS	\$1,263.15	\$864.70
200ELIZA	\$19,416.45	\$20,468.33
200SIMO	\$10,501.80	\$10,832.01
200WHEAD	\$8,797.35	\$8,756.13
300SIMO	\$3,738.75	\$3,573.91
300WHEAD	\$14,908.80	\$16,017.06
326DUV	\$5,400.35	\$10,019.59
400APPLE	\$595.35	\$572.78
400DUV	\$1,786.05	\$1,545.11
400FRONT	\$6,485.85	\$6,144.14
400GREEN	\$2,567.10	\$2,357.49
400SOUTH	\$16,486.25	\$19,997.67
400WHD1	\$421.95	\$344.90
400WHEAD	\$9,453.15	\$9,528.12
407CAROL	\$1,080.45	\$892.50
416FLEM	\$6,652.75	\$8,076.09
417EATON	\$8,271.90	\$9,366.44
417FLEM	\$0.00	\$15.00
418STHRD	\$4,183.20	\$4,286.72
420EATON	\$6,624.00	\$6,897.50
420STHRD	\$5,739.30	\$6,822.11
500ANG	\$7,774.20	\$8,155.38
500FLEM2	\$3,408.30	\$4,039.21
500SIMO	\$4,677.45	\$4,342.28
500STHRD	\$9,242.20	\$9,436.74
500UNITE	\$2,992.20	\$2,509.27
500VIRG	\$3,591.00	\$4,853.87
500WHEAD	\$6,205.35	\$7,021.92

Paystation	June	July
505SOUTH	\$7,943.85	\$9,081.06
510EATON	\$1,760.85	\$5,085.69
514GRN	\$8,085.90	\$8,549.68
517EATON	\$7,377.15	\$6,526.30
519FLEM	\$5,956.35	\$7,083.63
521STHRD	\$8,271.90	\$10,563.07
521UNITE	\$3,669.75	\$4,546.02
600CAROL	\$5,062.05	\$7,062.34
600DUV	\$1,578.15	\$1,486.30
600GRN	\$9,787.05	\$9,383.85
600GRN1	\$6,561.45	\$9,714.62
600WHEAD	\$7,062.30	\$6,866.74
601SIMON	\$1,694.70	\$2,564.64
602SIMON	\$1,726.20	\$2,220.24
605FRONT	\$12,653.55	\$13,628.52
700CAROL	\$3,159.45	\$3,011.93
700SIMO	\$4,624.20	\$4,914.02
800CAROL	\$13,671.00	\$14,158.22
800SEMNLE	\$2,576.70	\$3,864.54
801SEMNLE	\$22.05	\$28.35
824DUV	\$6,876.45	\$8,561.81
900DUV2	\$8,986.95	\$10,772.52
900WHEAD	\$13,995.30	\$17,439.28
BIGHT 1	\$66,188.40	\$77,942.95
BIGHT 2	\$80,516.25	\$86,505.01
BIGHT3	\$8,955.45	\$10,895.06
BIGHT4TM	\$7,912.80	\$10,270.61
BIGHT5C	\$34,929.65	\$47,363.05
BIGHT6FT	\$14,924.70	\$12,578.53
BIGHT-7C	\$24,088.05	\$27,294.82
BUSLOT1	\$945.00	\$1,050.00
CAROL500	\$6,993.00	\$8,108.68
FIRE 1	\$7,008.75	\$6,447.00
FIRE 2	\$10,347.75	\$10,955.70
FRONT500	\$6,759.30	\$6,758.26
JACKSQ1	\$2,482.20	\$2,664.90
JACKSQ2	\$1,335.35	\$1,190.18
MALSQ1	\$81,997.94	\$72,137.54
MALSQ2	\$59,531.59	\$79,528.34
PNR-1	\$16,373.70	\$15,041.25
PNR-2	\$7,755.30	\$10,326.74
PNR-3	\$40,659.90	\$41,147.40
PNR-4	\$12,707.10	\$11,785.19
SBEACH1	\$6,047.94	\$4,927.10
SBEACH3	\$328.15	\$14.18
SBEACH4	\$2,961.30	\$3,544.69
SBEACH5	\$5,541.43	\$7,835.73
TWP-1	\$4,489.24	\$0.00
TWP-2	\$4,494.50	\$8,568.50
TWP-3	\$871.55	\$1,030.09
TWP-4	\$2,856.09	\$2,741.69



Zone	June	July
33040 Mallory Square Lot	\$22,411.25	\$25,235.00
33041 Ferry Terminal	\$2,478.70	\$2,580.95
33042 Conch Republic	\$10,253.55	\$8,705.65
33043 Conch Republic Gravel	\$4,517.75	\$4,617.20
33044 Train Museum	\$1,790.25	\$2,324.70
33045 Half Shell Raw Bar	\$2,065.50	\$3,004.05
33046 Key West Bight Lot Main	\$23,517.15	\$24,781.80
33048 Old Town Garage (Park N Ride)	\$4,502.40	\$1,477.35
33049 Jackson Square	\$1,137.90	\$4,192.95
33050 Key West On Street Parking (Metered)	\$74,668.05	\$78,212.20
33051 Truman Waterfront Park	\$3,817.50	\$3,396.15
33053 Smathers Beach	\$2,409.70	\$3,019.90
33054 Firehouse Lot	\$7,998.15	\$9,438.00