



Monthly Building Department Report

To: Brian L. Barroso, City Manager

Date: August 4, 2025

From: Building Department

Subject: July 2025 Building Department Report

- **Building Permits**

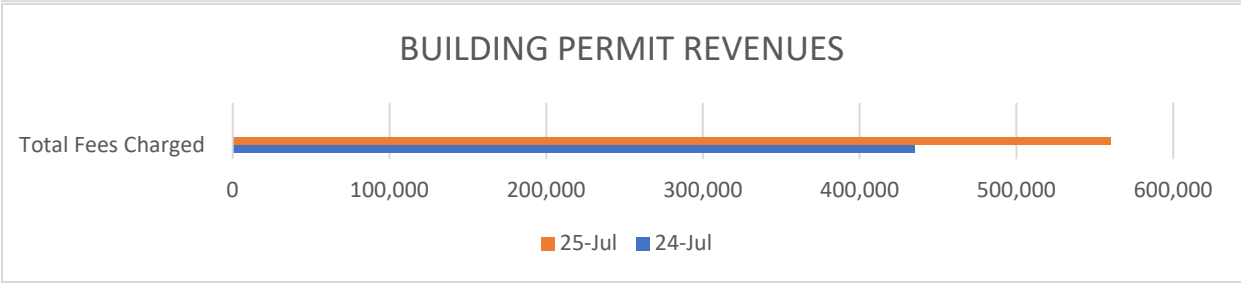
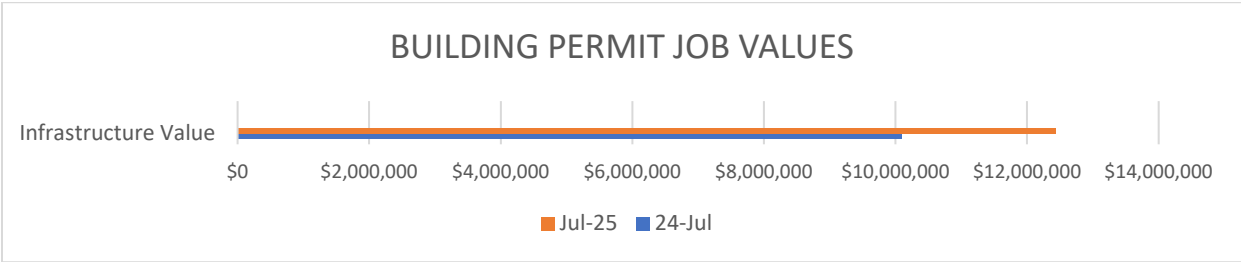
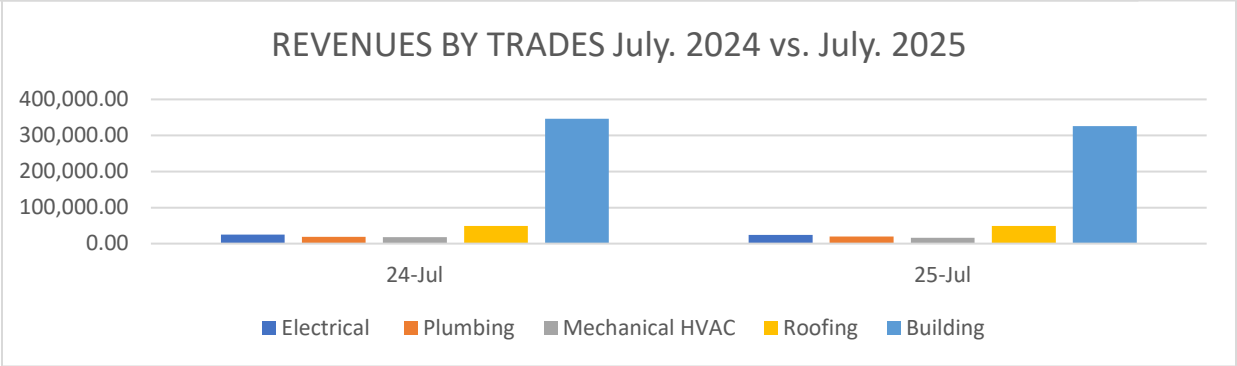
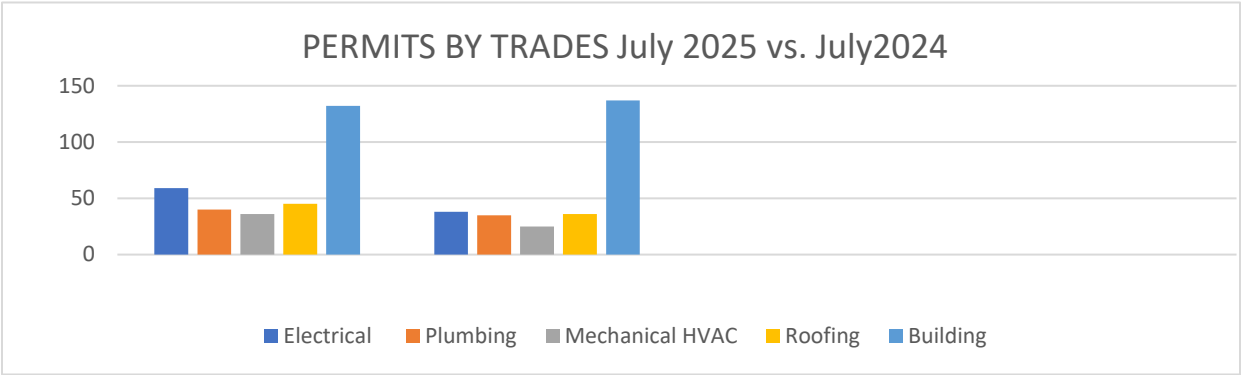
- 284 Permit Applications Received
 - 312 Permits Issued
 - 5 Void/Withdrawn
 - 45 Permits Ready for Pickup
 - 1 Approved w/ Conditions
 - 38 Under Planning/HARC Review
 - 4 Development Review
 - 13 Under Building Review
 - 3 Incomplete Applications
 - 29 Under Information Required
 - 129 Permits Completed
- Total permit projects valuations \$12,439,422.80
- Total permit fees charged- \$560,120.22
- Total permit fees paid- \$468669.86
- 241 Permits about to expire in June
- Outstanding permit fees are 523463.49 for 298 permits with status "Ready for Pickup" in the month of July.

- **Inspections**

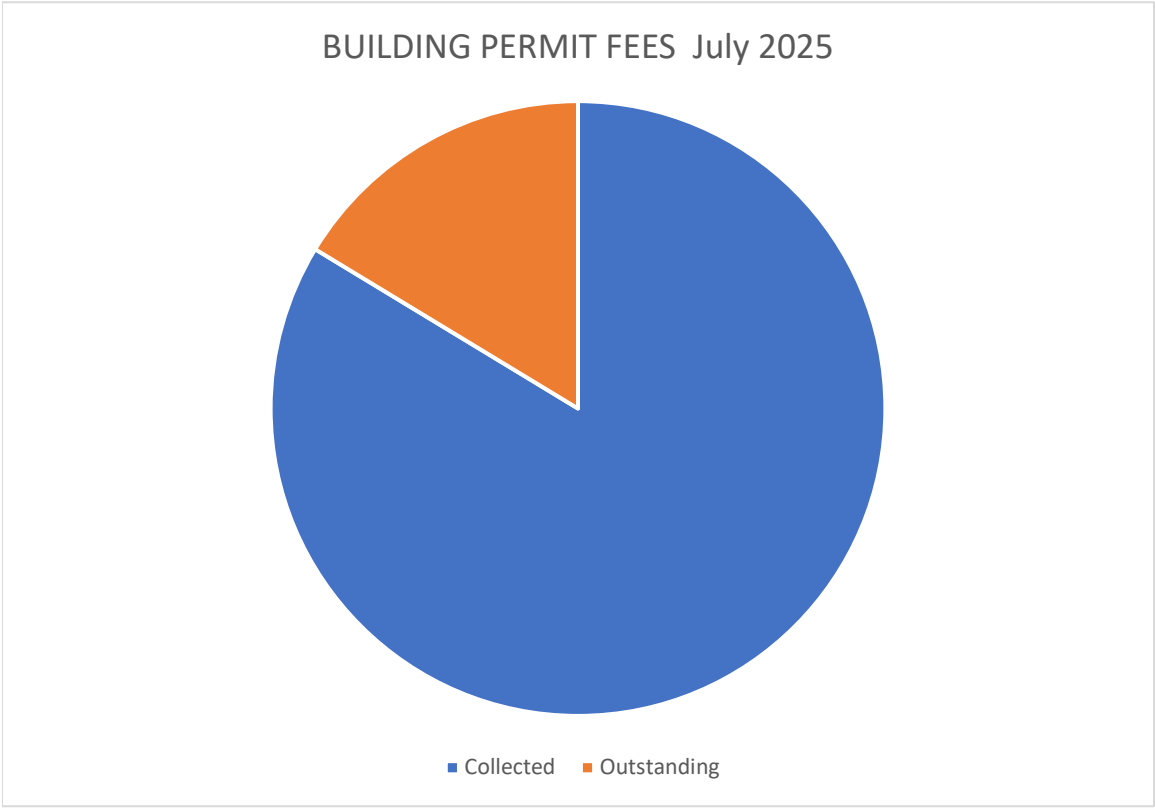
- 662 Complete Inspections
 - **153 Tarin Wright**
 - **98 Terry Richardson**
 - **28 Ron Wampler**
 - **27 Rick Milelli**
 - **111 Edward Keane**
 - **82 Harc Inspector**
 - **4 Michael Anderson**
 - **3 Tim Anson**
 - **10 "Building inspector"**

145 completed by Private Providers (Owner's Option)

July 2025 vs. July 2024



DATES	# OF ELECTRICAL	# OF PLUMBING PERMITS	# OF MECHANICAL HVAC	# OF ROOFING PERMITS	# OF BUILDING PERMITS	TOTAL PERMITS	INFRASTRUCTURE VALUE	%	TOTAL FEES CHARGED	%
July 2025	59	40	36	45	132	312	12439423	+14%	560075	+23%
July 2024	38	35	25	36	137	271	10895766		457150	





Permits Issued - Summary by Type

City of Key West

Date Range Between 7/1/2025 and 7/31/2025

PERMIT TYPE	NUMBER OF PERMITS ISSUED	VALUATION	FEES CHARGED
DECK	10	\$226,000.00	\$10,901.67
DEMO OTHER	4	\$50,000.00	\$3,848.14
DEMO PARTIAL	7	\$167,950.00	\$7,450.41
DEMOLITION	1	\$32,000.00	\$1,292.65
DOCK	1	\$25,000.00	\$1,022.64
ELECTRIC SOLAR	2	\$175,400.00	\$6,945.12
ELECTRICAL	57	\$766,422.22	\$36,638.40
FENCE	15	\$134,100.00	\$5,701.27
FIRE SPRINKLER SYSTEM	7	\$118,170.00	\$6,208.02
FIRE SUPPRESSION	2	\$9,418.00	\$844.03
FOUNDATION REPAIR	2	\$90,000.00	\$4,185.35
FUEL GAS	3	\$6,276.00	\$527.06
GUTTERS	1	\$2,200.00	\$175.13
MECHANICAL HVAC	36	\$803,137.22	\$38,540.21
OTHER STRUCTURE	1	\$20,000.00	\$1,368.11
PAVERS	2	\$6,650.00	\$558.16
PLUMBING	28	\$209,897.00	\$11,874.91
POOL	5	\$286,750.00	\$15,757.83
POOL RESURFACING	10	\$92,500.00	\$5,865.01
RENOVATION EXTERIOR	52	\$4,949,843.36	\$220,103.56
RENOVATION INTERIOR	15	\$1,198,486.00	\$47,562.40
ROOFING	45	\$1,172,678.00	\$58,726.74
SEAWALL CONSTRUCTION OR REPAIR	1	\$275,000.00	\$10,717.22
SHUTTERS	2	\$42,545.00	\$2,286.23
SINGLE FAMILY HOME	1	\$321,000.00	\$11,611.14
SITE WORK	2	\$1,258,000.00	\$49,363.92
Totals:	312	\$12,439,422.80	\$560,075.33



Permits Issued - Summary by Type

City of Key West

Date Range Between 7/1/2024 and 7/31/2024

PERMIT TYPE	NUMBER OF PERMITS ISSUED	VALUATION	FEES CHARGED
ACCESSORY STRUCTURE	3	\$378,267.52	\$15,385.41
ADDITION	2	\$134,000.00	\$2,556.76
AWNINGS	1	\$3,340.00	\$370.35
DECK	4	\$34,600.00	\$2,467.85
DEMO OTHER	1	\$30,000.00	\$1,216.52
DOCK	1	\$77,000.00	\$3,468.56
ELECTRICAL	34	\$538,670.00	\$23,759.57
FENCE	12	\$132,100.00	\$4,429.86
FIRE SPRINKLER SYSTEM	1	\$24,995.00	\$1,191.35
FIRE SUPPRESSION	1	\$1,500.00	\$309.82
FOUNDATION	1	\$20,900.00	\$573.28
GUTTERS	1	\$3,500.00	\$370.35
MECHANICAL HVAC	24	\$302,602.00	\$16,055.78
OTHER STRUCTURE	1	\$225,000.00	\$10,411.71
PAVERS	1	\$9,000.00	\$403.23
PLUMBING	35	\$361,862.00	\$18,637.68
POOL	5	\$271,000.00	\$15,220.55
POOL RESURFACING	5	\$35,950.00	\$2,944.48
RENOVATION EXTERIOR	48	\$3,375,974.10	\$147,597.44
RENOVATION INTERIOR	23	\$637,100.00	\$32,129.79
ROOFING	35	\$989,029.00	\$49,166.08
SEAWALL CONSTRUCTION OR REPAIR	1	\$137,570.00	\$5,751.05
SHUTTERS	2	\$9,150.00	\$507.08
SIGN NO ELECTRIC	2	\$810.00	\$395.07
SIGN WITH ELECTRIC	1	\$2,400.00	\$273.27
SINGLE FAMILY HOME	2	\$1,836,668.00	\$58,090.87
SLAB	1	\$518,550.00	\$21,274.13
Totals:	248	\$10,091,537.62	\$434,957.89

