



Monthly Parking Division Report

To: Albert P. Childress

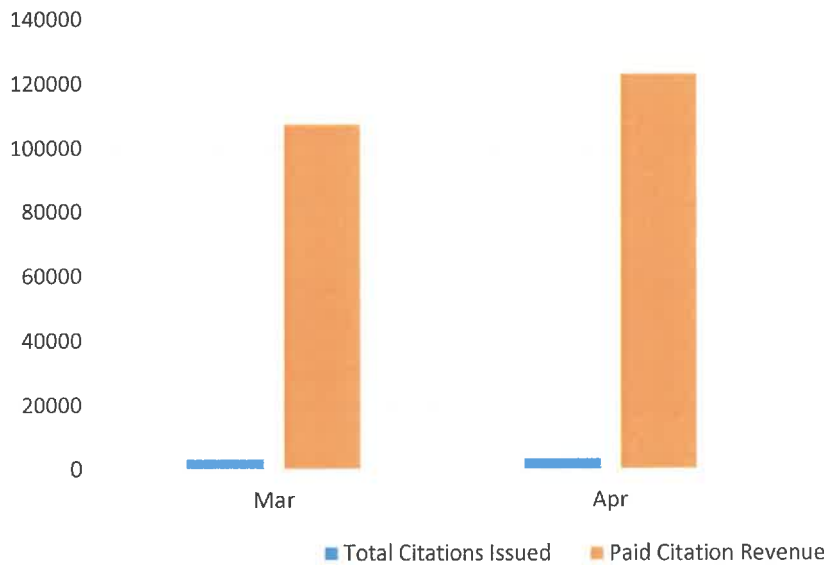
APC

Date: May 9, 2024

From: John Wilkins
Parking Division Director

Subject: April 2024 Parking Division Report

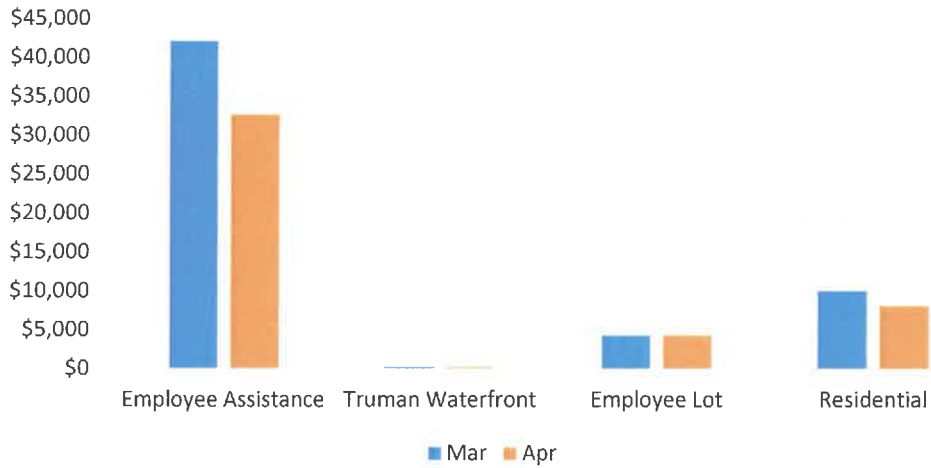
Citations



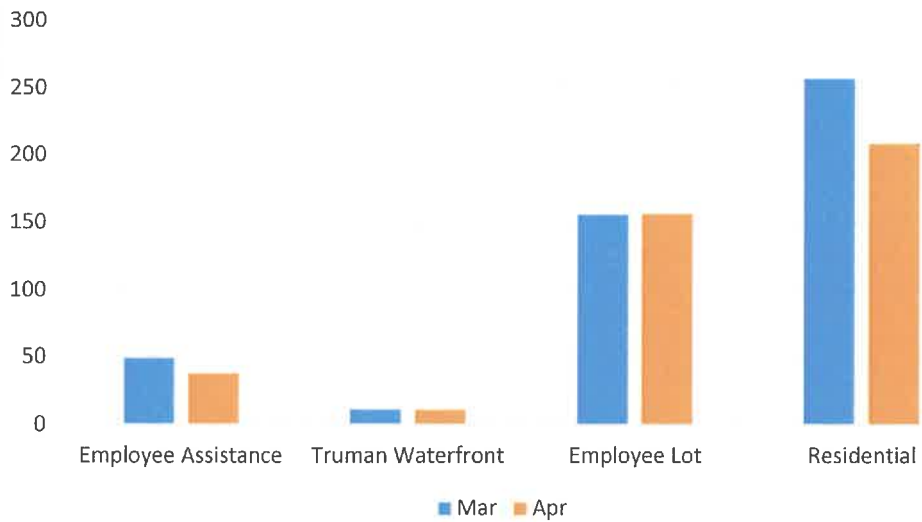
| | Total Citations Issued | Paid Citation Revenue |
|----------|-------------------------------|------------------------------|
| Mar 2024 | 3114 | \$107,400 |
| Apr 2024 | 3380 | \$122,995 |

| | Total Citation Appeals | KWPD Dispatch Calls |
|----------|-------------------------------|----------------------------|
| Mar 2024 | 202 | Not Reported |
| Apr 2024 | 159 | 345 |

Parking Permit Revenue



Parking Permits Issued



Parking Permits Issued

| | Mar | Apr |
|---------------------|-----|-----|
| Employee Assistance | 49 | 38 |
| Truman Waterfront | 11 | 11 |
| Employee Lot | 156 | 157 |
| Residential | 257 | 209 |

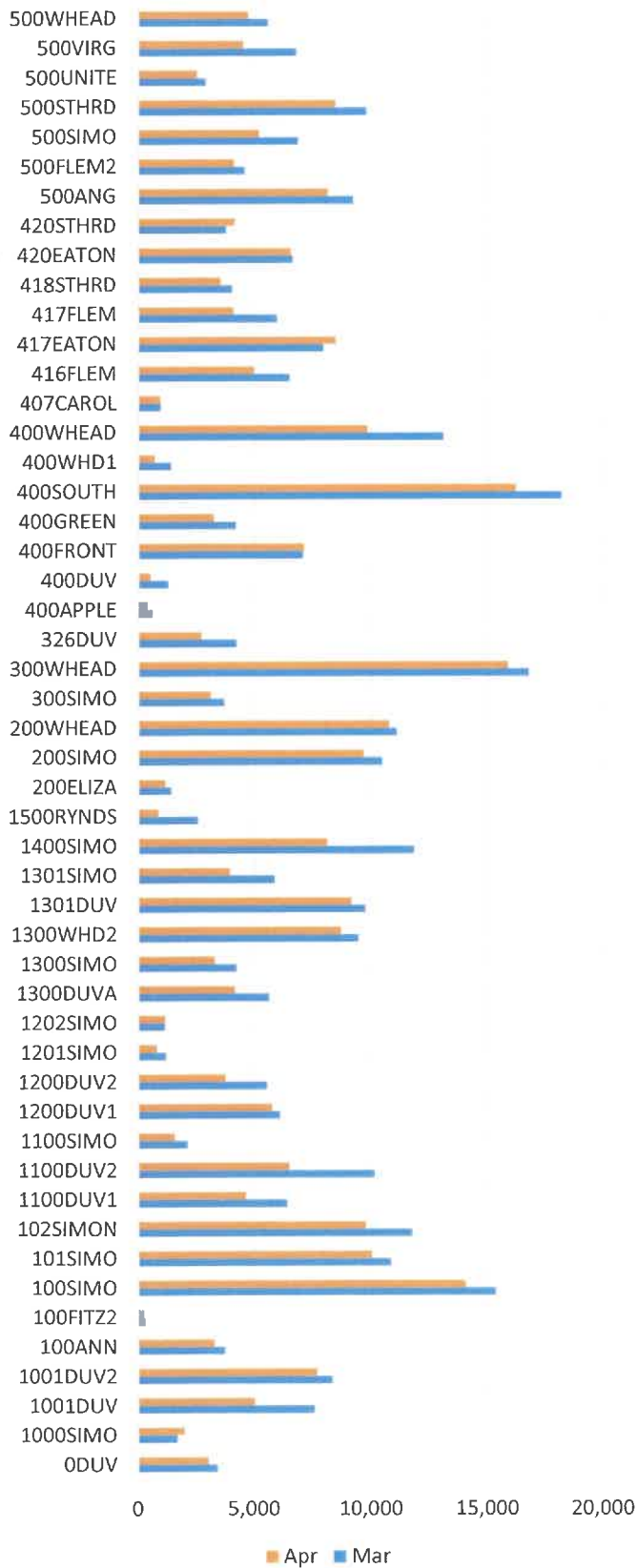
Parking Permit Revenue

| | Mar | Apr |
|---------------------|----------|----------|
| Employee Assistance | \$42,186 | \$32,716 |
| Truman Waterfront | \$312 | \$312 |
| Employee Lot | \$4,341 | \$4,369 |
| Residential | \$10,056 | \$8,178 |

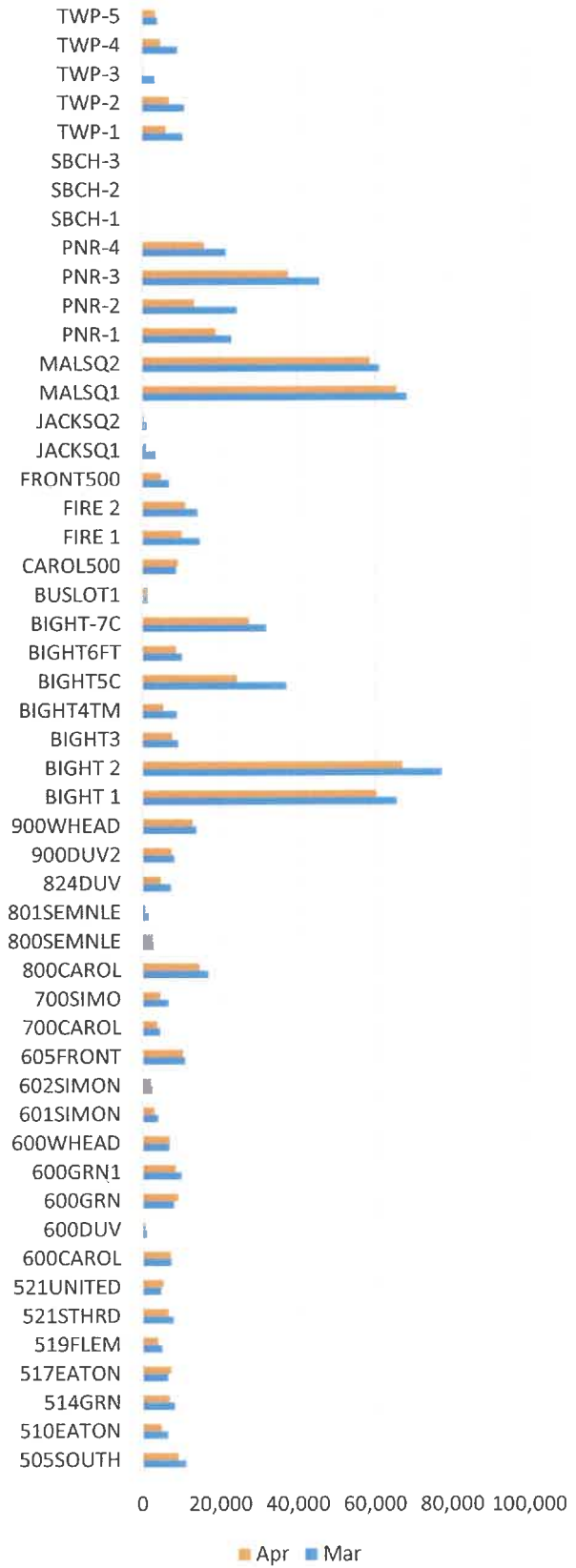
Temporary ROW Permits

| | Mar | Apr |
|---------|---------|---------|
| Issued | 95 | 95 |
| Revenue | \$4,750 | \$4,750 |

Paystation Revenue



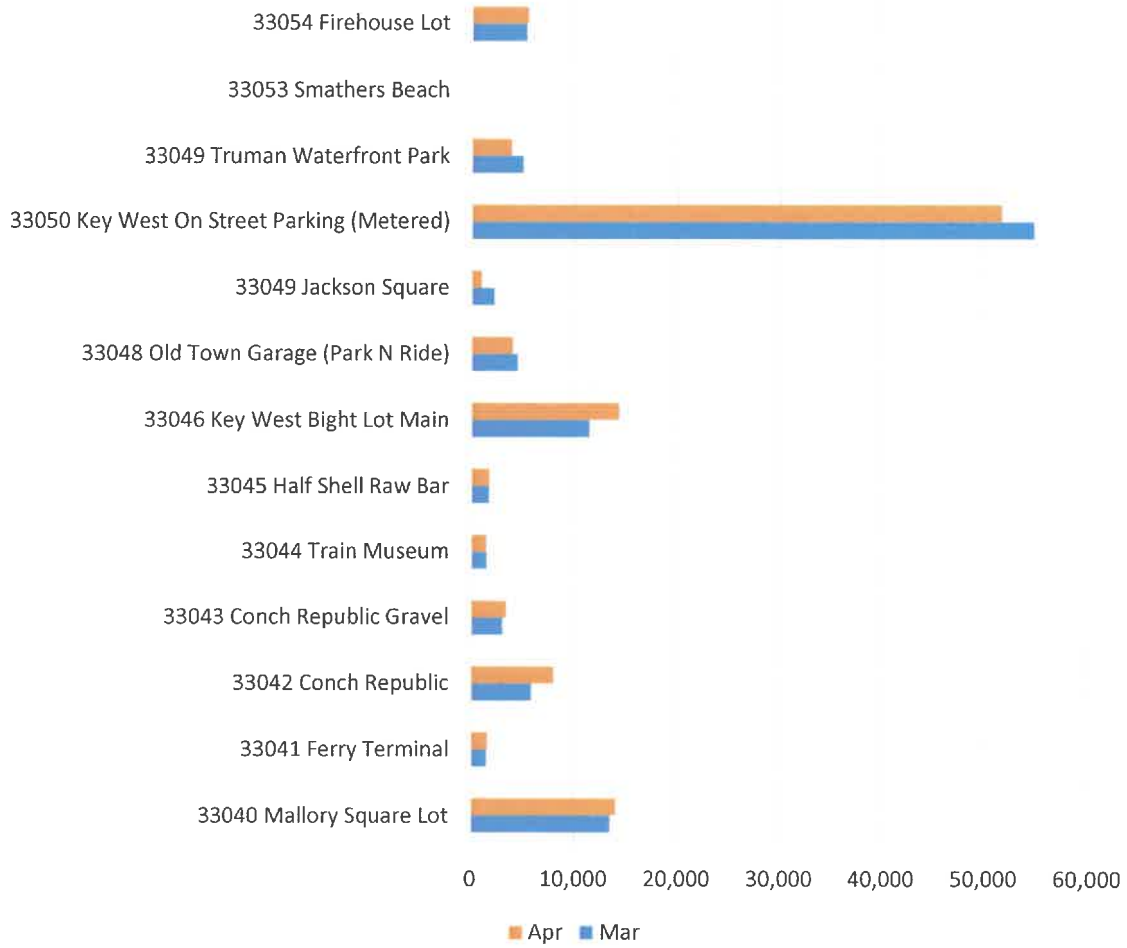
Paystation Revenue



| Paystation | Mar | Apr |
|------------|-------------|-------------|
| ODUV | \$ 3,428.38 | \$ 3,042.53 |
| 1000SIMO | \$ 1,711.55 | \$ 2,008.18 |
| 1001DUV | \$ 7,583.83 | \$ 4,997.57 |
| 1001DUV2 | \$ 8,334.52 | \$ 7,704.33 |
| 100ANN | \$ 3,740.37 | \$ 3,283.90 |
| 100FITZ2 | \$ 288.83 | \$ 236.92 |
| 100SIMO | \$15,367.13 | \$14,061.74 |
| 101SIMO | \$10,845.72 | \$10,039.10 |
| 102SIMON | \$11,741.85 | \$ 9,762.33 |
| 1100DUV1 | \$ 6,416.12 | \$ 4,614.53 |
| 1100DUV2 | \$10,155.62 | \$ 6,515.11 |
| 1100SIMO | \$ 2,131.29 | \$ 1,590.57 |
| 1200DUV1 | \$ 6,090.17 | \$ 5,772.10 |
| 1200DUV2 | \$ 5,528.48 | \$ 3,759.16 |
| 1201SIMO | \$ 1,197.05 | \$ 805.89 |
| 1202SIMO | \$ 1,157.69 | \$ 1,170.79 |
| 1300DUVA | \$ 5,623.53 | \$ 4,156.10 |
| 1300SIMO | \$ 4,232.38 | \$ 3,294.57 |
| 1300WHD2 | \$ 9,442.50 | \$ 8,700.42 |
| 1301DUV | \$ 9,760.05 | \$ 9,142.75 |
| 1301SIMO | \$ 5,860.98 | \$ 3,952.55 |
| 1400SIMO | \$11,833.78 | \$ 8,124.12 |
| 1500RYNDS | \$ 2,585.85 | \$ 866.29 |
| 200ELIZA | \$ 1,438.53 | \$ 1,183.81 |
| 200SIMO | \$10,484.26 | \$ 9,674.03 |
| 200WHEAD | \$11,095.55 | \$10,770.23 |
| 300SIMO | \$ 3,698.63 | \$ 3,126.12 |
| 300WHEAD | \$16,791.53 | \$15,920.93 |
| 326DUV | \$ 4,232.09 | \$ 2,726.60 |
| 400APPLE | \$ 620.90 | \$ 425.26 |
| 400DUV | \$ 1,315.09 | \$ 540.81 |
| 400FRONT | \$ 7,098.51 | \$ 7,142.43 |
| 400GREEN | \$ 4,197.19 | \$ 3,261.00 |
| 400SOUTH | \$18,225.04 | \$16,263.95 |
| 400WHD1 | \$ 1,429.88 | \$ 725.52 |
| 400WHEAD | \$13,109.67 | \$ 9,860.67 |
| 407CAROL | \$ 986.79 | \$ 960.83 |
| 416FLEM | \$ 6,536.09 | \$ 4,971.97 |
| 417EATON | \$ 7,967.36 | \$ 8,497.09 |
| 417FLEM | \$ 5,979.84 | \$ 4,108.10 |
| 418STHRD | \$ 4,055.66 | \$ 3,558.06 |
| 420EATON | \$ 6,656.51 | \$ 6,601.32 |
| 420STHRD | \$ 3,790.66 | \$ 4,155.45 |
| 500ANG | \$ 9,237.37 | \$ 8,158.51 |
| 500FLEM2 | \$ 4,572.96 | \$ 4,131.96 |
| 500SIMO | \$ 6,888.09 | \$ 5,213.88 |
| 500STHRD | \$ 9,822.72 | \$ 8,481.21 |
| 500UNITE | \$ 2,903.38 | \$ 2,527.62 |
| 500VIRG | \$ 6,809.54 | \$ 4,530.59 |
| 500WHEAD | \$ 5,575.40 | \$ 4,739.09 |

| Paystation | Mar | Apr |
|------------|--------------|-------------|
| 505SOUTH | \$ 11,242.37 | \$ 9,179.38 |
| 510EATON | \$ 6,617.88 | \$ 4,901.10 |
| 514GRN | \$ 8,317.73 | \$ 6,999.63 |
| 517EATON | \$ 6,625.40 | \$ 7,413.03 |
| 519FLEM | \$ 5,140.09 | \$ 4,058.50 |
| 521STHRD | \$ 8,035.37 | \$ 6,696.31 |
| 521UNITED | \$ 4,845.91 | \$ 5,451.51 |
| 600CAROL | \$ 7,555.17 | \$ 7,315.49 |
| 600DUV | \$ 1,199.45 | \$ 861.10 |
| 600GRN | \$ 8,178.56 | \$ 9,209.12 |
| 600GRN1 | \$ 10,032.37 | \$ 8,580.22 |
| 600WHEAD | \$ 6,964.05 | \$ 6,967.01 |
| 601SIMON | \$ 4,148.94 | \$ 3,187.98 |
| 602SIMON | \$ 2,682.74 | \$ 2,236.19 |
| 605FRONT | \$ 11,003.94 | \$10,342.73 |
| 700CAROL | \$ 4,588.66 | \$ 3,901.27 |
| 700SIMO | \$ 6,713.59 | \$ 4,701.20 |
| 800CAROL | \$ 17,047.17 | \$14,615.70 |
| 800SEMNL | \$ 2,989.85 | \$ 2,753.41 |
| 801SEMNL | \$ 1,803.35 | \$ 842.67 |
| 824DUV | \$ 7,383.03 | \$ 4,787.96 |
| 900DUV2 | \$ 8,258.31 | \$ 7,546.78 |
| 900WHEAD | \$ 13,964.88 | \$12,909.97 |
| BIGHT 1 | \$ 65,691.31 | \$60,530.30 |
| BIGHT 2 | \$ 77,470.45 | \$67,240.96 |
| BIGHT3 | \$ 9,310.93 | \$ 7,788.50 |
| BIGHT4TM | \$ 8,946.18 | \$ 5,520.49 |
| BIGHT5C | \$ 37,138.25 | \$24,372.45 |
| BIGHT6FT | \$ 10,305.88 | \$ 8,759.86 |
| BIGHT-7C | \$ 31,940.41 | \$27,531.90 |
| BUSLOT1 | \$ 1,575.00 | \$ 1,470.00 |
| CAROL500 | \$ 8,708.40 | \$ 9,161.31 |
| FIRE 1 | \$ 14,870.95 | \$10,214.24 |
| FIRE 2 | \$ 14,343.38 | \$11,135.35 |
| FRONT500 | \$ 6,985.06 | \$ 4,948.06 |
| JACKSQ1 | \$ 3,611.93 | \$ 1,144.51 |
| JACKSQ2 | \$ 1,354.39 | \$ 530.25 |
| MALSQ1 | \$ 68,483.70 | \$65,778.30 |
| MALSQ2 | \$ 61,232.55 | \$58,843.85 |
| PNR-1 | \$ 22,997.10 | \$19,082.45 |
| PNR-2 | \$ 24,428.25 | \$13,419.00 |
| PNR-3 | \$ 45,667.65 | \$37,665.60 |
| PNR-4 | \$ 21,588.00 | \$16,026.15 |
| SBCH-1 | \$ - | \$ - |
| SBCH-2 | \$ - | \$ - |
| SBCH-3 | \$ - | \$ - |
| TWP-1 | \$ 10,555.63 | \$ 6,211.45 |
| TWP-2 | \$ 11,049.22 | \$ 6,956.77 |
| TWP-3 | \$ 3,441.43 | \$ 430.51 |
| TWP-4 | \$ 9,200.77 | \$ 4,869.53 |
| TWP-5 | \$ 4,097.71 | \$ 3,486.06 |

Mobile App Revenue



| Zone | Mar | Apr |
|--|-------------|-------------|
| 33040 Mallory Square Lot | \$13,506.55 | \$14,070.90 |
| 33041 Ferry Terminal | \$1,530.80 | \$1,642.85 |
| 33042 Conch Republic | \$5,871.10 | \$8,052.35 |
| 33043 Conch Republic Gravel | \$3,087.75 | \$3,450.55 |
| 33044 Train Museum | \$1,536.50 | \$1,522.05 |
| 33045 Half Shell Raw Bar | \$1,752.45 | \$1,804.50 |
| 33046 Key West Bight Lot Main | \$11,470.20 | \$14,351.30 |
| 33048 Old Town Garage (Park N Ride) | \$4,527.55 | \$4,040.20 |
| 33049 Jackson Square | \$2,252.35 | \$1,021.40 |
| 33050 Key West On Street Parking (Metered) | \$54,895.85 | \$51,822.10 |
| 33049 Truman Waterfront Park | \$5,001.85 | \$3,890.80 |
| 33053 Smathers Beach | \$0.15 | \$30.45 |
| 33054 Firehouse Lot | \$5,334.90 | \$5,471.15 |