

LANDSCAPE PLAN APPROVAL
+
TREE REMOVAL PERMIT



AGENDA ITEM #
8

City of Key West Tree Commission

PO Box 1409
Key West, FL 33040
Phone: 305-809-3764
Fax: 305-809-3978



Tree Permit Application

6127

Home/Property Owner: CITY OF Key West Date: 8-21-12

Mailing Address: P.O. BOX 1409, KEY WEST, FL 33040

Owner Signature: _____ Owner Ph#: () _____

Represented by: ELIZABETH NEWLAND
LANDSCAPE ARCHITECTURE, LLB Rep. Ph#: 305 481 6301

Represented by mailing address: P.O. BOX 140908, CORAL GABLES, FL 33114

Attendance at the Tree Commission meeting on the date when your request will be discussed is necessary in order to expedite the resolution of your application.
A letter of representation from the owner must accompany this application if the owner is unable to attend.

Letter of Representation (X)

Tree(s) Address: CAROLINE STREET FROM GRINNELL
TO ELIZABETH ST. Cross/Corner Street: _____

Common Name(s): SEE ATTACHED PLANS Scientific Name(s): _____

Species Type(s) {check all that apply}: () Palm () Flowering () Fruit () Shade

- Reason(s) for Application {check all that apply}:
- () REMOVE () TRANSPLANT () HEAVY MAINTENANCE
 - () Tree Health () New Location () Branch Removal
 - () Safety () Same Property () Crown Cleaning/Thinning
 - () Other / Explain () Other / Explain () Crown Reduction

Reason(s) for request:
STREET IMPROVEMENT PROJECT

Replacement plant material must be Florida Grade #1. Replacement of a palm with a native palm is required. Replacement of a canopy tree with a native canopy tree is required. If you need assistance with replacements, please call the Landscape Department at 305-809-3764.

<<<<< Sketch location of tree in this area including cross/corner Street >>>>>

Provide access for viewing tree(s) prior to meeting
Identify tree(s) with colored tape

AGENDA ITEM #

SEE LANDSCAPE PLAN T
EXISTING TREE DISPOSITION PLAN
ATTACHED

Tree Species _____

Circumference _____ ÷ 3.14 = diameter _____

Location _____ % Species _____ % Condition _____ % Total Average Value _____ %

Avg. value _____ X _____ Diameter = _____
Replacement Inches

LOCATION: OLD CITY HALL, 510 GREENE STREET, 5:00 p.m.

FOR TREE COMMISSION USE ONLY.

() TABLED () APPROVED () DENIED () FURTHER ACTION

COMMENTS: _____

CHAIRPERSONS SIGNATURE/DATE

City Engineer comments if required: _____

ENGINEER'S SIGNATURE/DATE


AUTHORIZATION LETTER

CITY OF KEY WEST
(owner address)
P.O. BOX 1409
KEY WEST, FLORIDA 33040

Dear Tree Commissioners:

This letter is authorization and confirmation that I, Doug Bradshaw, have
(owner name)
retained ELIZABETH NEULAND
LANDSCAPE ARCHITECTURE LLC to represent me in the matter of obtaining a
(representative name) CARDLINE STREET FROM
permit from the City of Key West for my property at GRINNELL TO ELIZABETH ST.
(tree address)

You may contact me at 305-809-3792. Thank you.
(telephone number)


Signature

City of Key West Tree Commission
McCoy Indigenous Park
1801 White Street
Key West, FL 33040

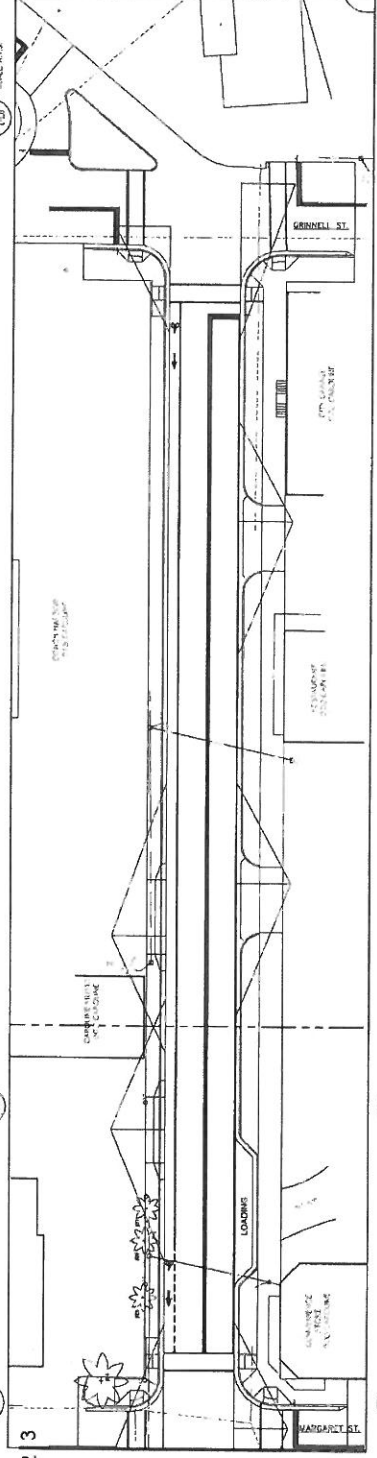
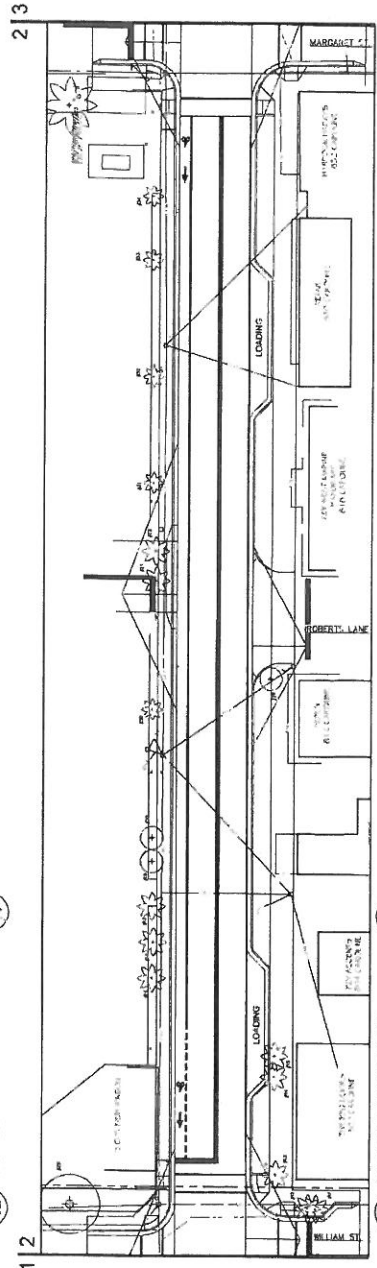
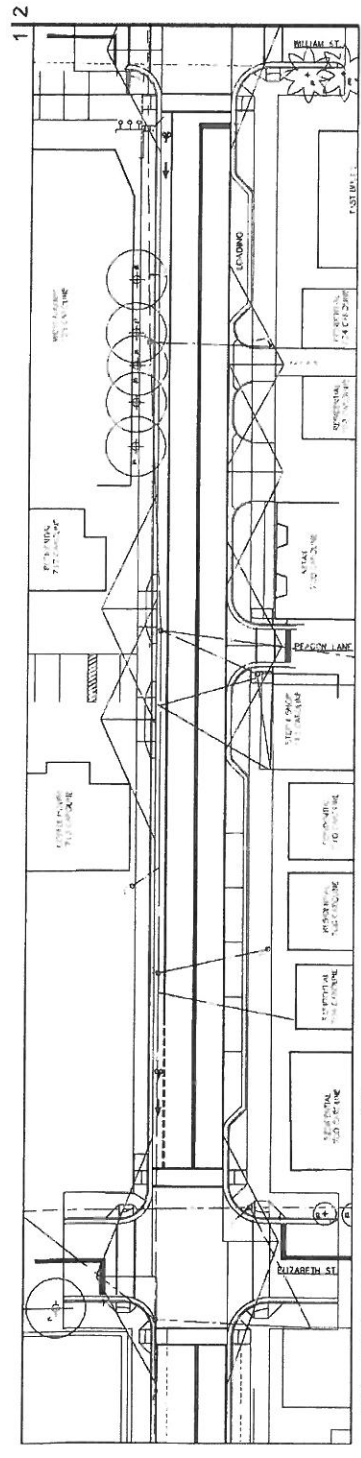
ELIZABETH NEWLAND
 LANDSCAPE ARCHITECT
 1400 S. W. 10th Ave.
 Suite 100
 Coral Gables, FL 33134
 Phone: 305.442.1114
 Fax: 305.442.1114
 www.enl.com

KEY WEST, FLORIDA

CAROLINE ST. IMPROVEMENTS

Project # _____
 Date: _____
 Drawn by: _____
 Checked by: _____
 Title: **EXISTING TREES & PALM DISPOSITION PLAN**
 Sheet Number: **L-1.0**

Date: 04/27/2012



EXISTING TREE DISPOSITION LIST

NUMBER	BOTANICAL NAME	COMMON NAME	HEIGHT	EXPOSED CALIPE	CONDITION	STATUS
1
2
3
4
5
6
7
8
9
10
11
12
13
14
15
16
17
18
19
20
21
22
23
24
25
26
27
28
29
30
31
32
33
34
35
36
37
38
39
40
41
42
43
44
45
46
47
48
49
50

Note:
 Civil Engineering, Site Triangles and Survey Base provided by Pariz Engineering and Development, Inc.
 Existing vegetation locations are approximate only and must be field verified by Survey prior to
 completion of 100% Construction Documents.

ELIZABETH
NEWLAND
LANDSCAPE
ARCHITECTURE, LLC

505 PARKWAY
SUITE 1000
PENSACOLA, FLORIDA 32506
904-733-1111
www.enl.com

ELIZABETH NEWLAND
LANDSCAPE ARCHITECTURE, LLC
PROFESSIONAL SEAL

KEY WEST, FLORIDA

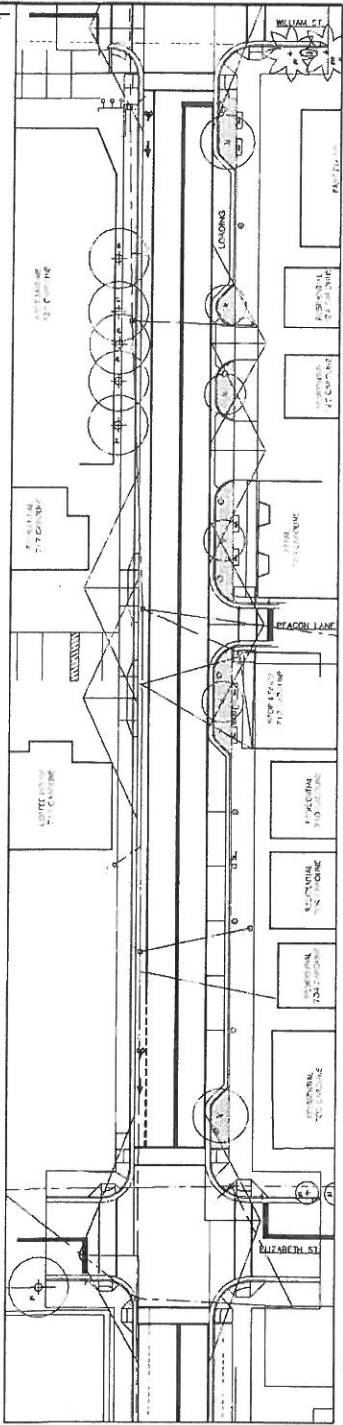
CAROLINE ST. IMPROVEMENTS

LANDSCAPE
PLAN

L-1.1

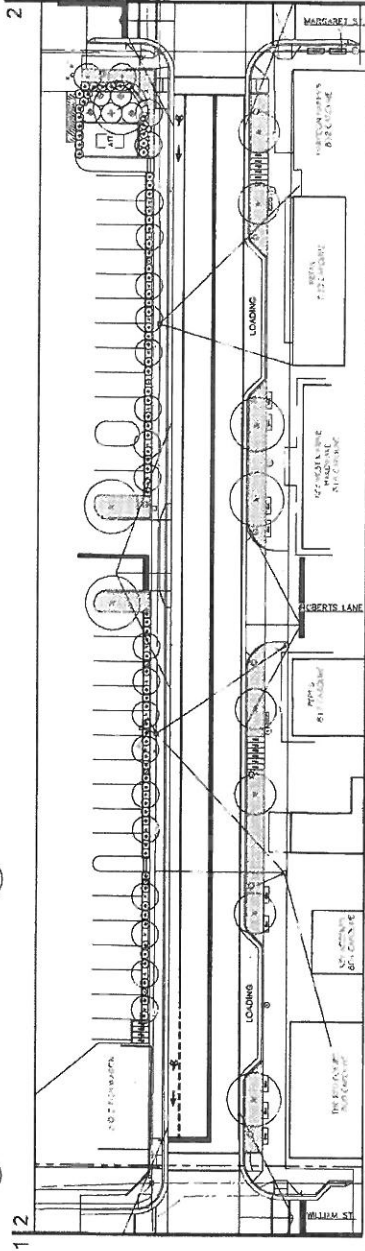
Date: 11/07/17

12



1 LANDSCAPE PLAN
SCALE 1/8"=1"

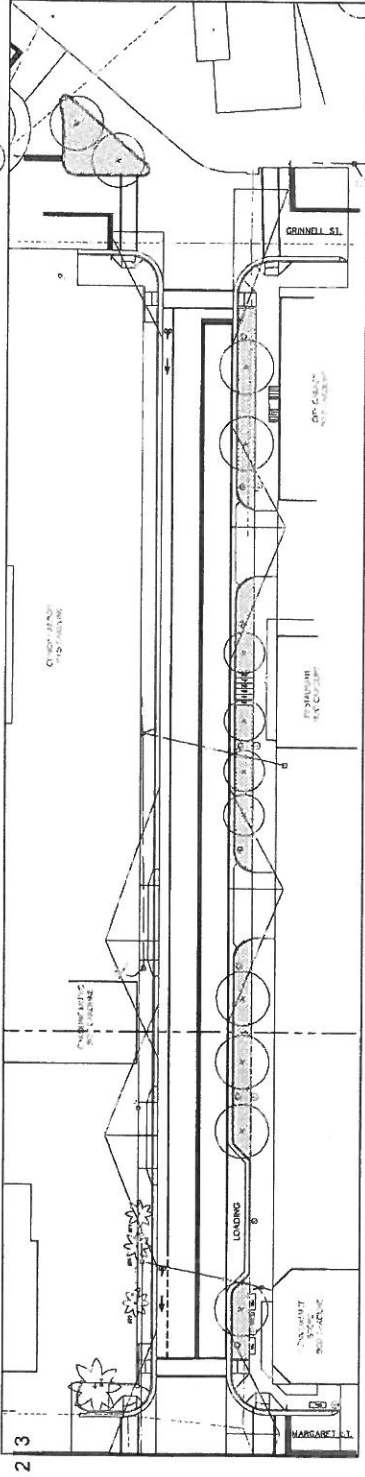
23



2 LANDSCAPE PLAN
SCALE 1/8"=1"

SYMBOL	QUANTITY	IDENTIFIED NAME	COMMON NAME	DATE	SIZE	PLANTING DATE	PLANTING NOTES	COUNT	CONSTRUCTION
1	1	Small tree	Small tree	10/18	12"	2018	12"	1	12"
2	1	Medium tree	Medium tree	10/18	18"	2018	18"	1	18"
3	1	Large tree	Large tree	10/18	24"	2018	24"	1	24"
4	1	Shrub	Shrub	10/18	6"	2018	6"	1	6"
5	1	Flower bed	Flower bed	10/18	4"	2018	4"	1	4"
6	1	Light fixture	Light fixture	10/18	2"	2018	2"	1	2"

4 PLANT LIST
SCALE N/A

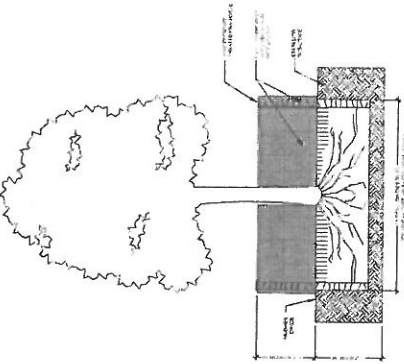


3 LANDSCAPE PLAN
SCALE 1/8"=1"

SYMBOL	TYPE
1	RENEWABLE WALK
2	TRASH RECEPTACLE
3	BIKE REPAIR STATION
4	BANKING PAY STATION
5	BICYCLE RACK
6	BICYCLE RACK
7	BIKE REPAIR STATION

5 SITE FURNITURE SCHEDULE
SCALE N/A

Note: All Engineering, Site Details and Survey Data provided by Pinetree Engineering and Development, Inc. Existing vegetation locations are approximate only and must be field verified by Site prior to completion of 100% Construction Documents.



01 TREE PROTECTION DETAIL

SCALE N.T.S.

1. Measure and mark the diameter of the tree trunk at the base of the trunk.
2. The collar should be installed around the trunk at the base of the trunk.
3. The collar should be installed around the trunk at the base of the trunk.
4. The collar should be installed around the trunk at the base of the trunk.
5. The collar should be installed around the trunk at the base of the trunk.
6. The collar should be installed around the trunk at the base of the trunk.
7. The collar should be installed around the trunk at the base of the trunk.
8. The collar should be installed around the trunk at the base of the trunk.
9. The collar should be installed around the trunk at the base of the trunk.
10. The collar should be installed around the trunk at the base of the trunk.
11. The collar should be installed around the trunk at the base of the trunk.
12. The collar should be installed around the trunk at the base of the trunk.
13. The collar should be installed around the trunk at the base of the trunk.
14. The collar should be installed around the trunk at the base of the trunk.
15. The collar should be installed around the trunk at the base of the trunk.
16. The collar should be installed around the trunk at the base of the trunk.
17. The collar should be installed around the trunk at the base of the trunk.
18. The collar should be installed around the trunk at the base of the trunk.
19. The collar should be installed around the trunk at the base of the trunk.
20. The collar should be installed around the trunk at the base of the trunk.

02 TREE & PALM PROTECTION NOTES

SCALE N.T.S.

1. The Contractor shall maintain the existing site conditions, including any existing structures, utilities, and other features, and shall be responsible for any damage to these items during the construction process.
2. The Contractor shall be responsible for obtaining all necessary permits and approvals from the appropriate authorities.
3. The Contractor shall be responsible for maintaining access to all existing utilities and structures throughout the project.
4. The Contractor shall be responsible for protecting all existing trees and structures on the site.
5. The Contractor shall be responsible for maintaining the safety of all workers and the public throughout the project.
6. The Contractor shall be responsible for maintaining the quality of the work and materials used throughout the project.
7. The Contractor shall be responsible for maintaining the schedule and budget of the project.
8. The Contractor shall be responsible for maintaining the safety of all workers and the public throughout the project.
9. The Contractor shall be responsible for maintaining the quality of the work and materials used throughout the project.
10. The Contractor shall be responsible for maintaining the schedule and budget of the project.
11. The Contractor shall be responsible for maintaining the safety of all workers and the public throughout the project.
12. The Contractor shall be responsible for maintaining the quality of the work and materials used throughout the project.
13. The Contractor shall be responsible for maintaining the schedule and budget of the project.
14. The Contractor shall be responsible for maintaining the safety of all workers and the public throughout the project.
15. The Contractor shall be responsible for maintaining the quality of the work and materials used throughout the project.
16. The Contractor shall be responsible for maintaining the schedule and budget of the project.
17. The Contractor shall be responsible for maintaining the safety of all workers and the public throughout the project.
18. The Contractor shall be responsible for maintaining the quality of the work and materials used throughout the project.
19. The Contractor shall be responsible for maintaining the schedule and budget of the project.
20. The Contractor shall be responsible for maintaining the safety of all workers and the public throughout the project.

03 PALM TRANSPLANTING NOTES

SCALE N.T.S.

1. The Contractor shall be responsible for obtaining all necessary permits and approvals from the appropriate authorities.
2. The Contractor shall be responsible for maintaining access to all existing utilities and structures throughout the project.
3. The Contractor shall be responsible for protecting all existing trees and structures on the site.
4. The Contractor shall be responsible for maintaining the safety of all workers and the public throughout the project.
5. The Contractor shall be responsible for maintaining the quality of the work and materials used throughout the project.
6. The Contractor shall be responsible for maintaining the schedule and budget of the project.
7. The Contractor shall be responsible for maintaining the safety of all workers and the public throughout the project.
8. The Contractor shall be responsible for maintaining the quality of the work and materials used throughout the project.
9. The Contractor shall be responsible for maintaining the schedule and budget of the project.
10. The Contractor shall be responsible for maintaining the safety of all workers and the public throughout the project.
11. The Contractor shall be responsible for maintaining the quality of the work and materials used throughout the project.
12. The Contractor shall be responsible for maintaining the schedule and budget of the project.
13. The Contractor shall be responsible for maintaining the safety of all workers and the public throughout the project.
14. The Contractor shall be responsible for maintaining the quality of the work and materials used throughout the project.
15. The Contractor shall be responsible for maintaining the schedule and budget of the project.
16. The Contractor shall be responsible for maintaining the safety of all workers and the public throughout the project.
17. The Contractor shall be responsible for maintaining the quality of the work and materials used throughout the project.
18. The Contractor shall be responsible for maintaining the schedule and budget of the project.
19. The Contractor shall be responsible for maintaining the safety of all workers and the public throughout the project.
20. The Contractor shall be responsible for maintaining the quality of the work and materials used throughout the project.

04 PLANTING NOTES

SCALE N.T.S.

Notes: See Engineering Site, Tables, and Survey. Plans provided by Prince Engineering and Development, Inc. Existing vegetation locations are approximate only and shall be verified prior to completion of 100% Construction Documents.

ELIZABETH NEWLAND LANDSCAPE ARCHITECTURE LLC

3501 Prince of Wales Blvd., Suite 200
Coral Gables, FL 33134
Tel: 305.441.6921
www.enl.com/office

PROJECT

PROJECT LOCATION
PROJECT NUMBER
PROJECT DATE

DATE

CAROLINE ST. IMPROVEMENTS
KEY WEST, FLORIDA

DATE: 10/15/17
DRAWN BY: [Name]
CHECKED BY: [Name]

PLANTING DETAILS AND NOTES

L-2.3

DATE: 10/15/17

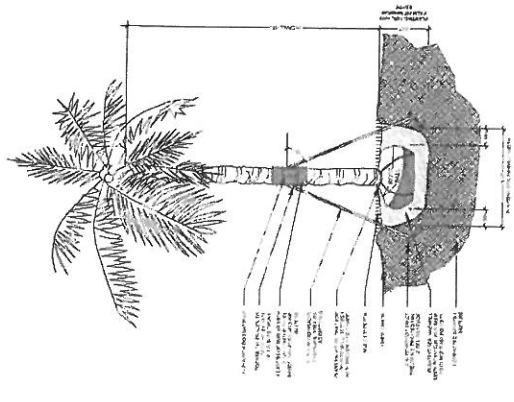
ELIZABETH NEWLAND LAND CARE COMPANY INC.
3251 West...
Kissimmee, Florida 34743
Phone: 407-498-1111
Fax: 407-498-1112
www.elizabethnewland.com

NO. 1
PROJECT NO.
DATE
DRAWN BY
CHECKED BY
SCALE
PROJECT TITLE

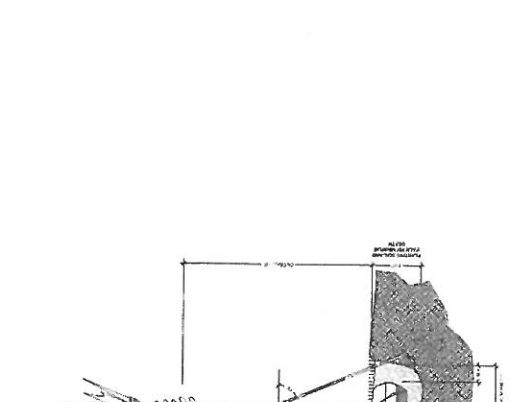
CAROLINE ST. IMPROVEMENTS
KEY WEST, FLORIDA

Sheet No. **L-24**
DATE: 11/11/13

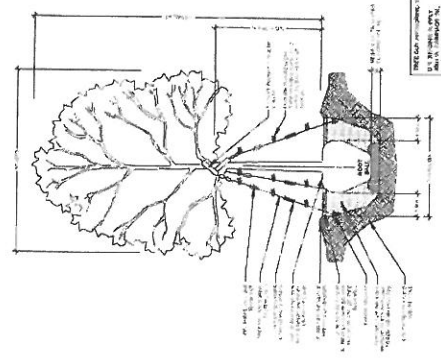
PROJECT NO. **1004**
DATE: 11/11/13



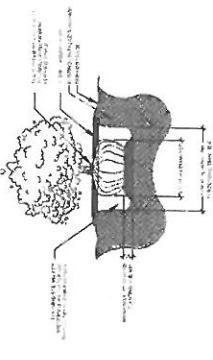
01 SCALE: N.T.S. 1/24



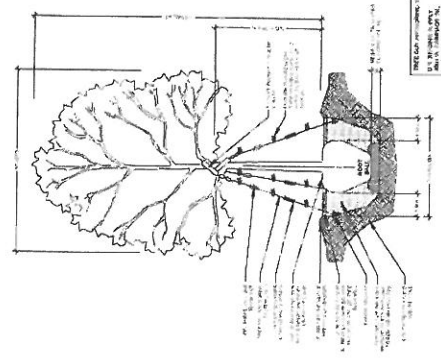
02 SCALE: N.T.S. 1/24



03 SCALE: N.T.S. 1/24



04 SCALE: N.T.S. 1/24



05 SCALE: N.T.S. 1/24

Notes: 1. All planting shall be done in accordance with the City of Key West, Florida, Department of Public Works, Engineering and Planning Division's 'Planting and Maintenance Manual' (2008). 2. All planting shall be done in accordance with the City of Key West, Florida, Department of Public Works, Engineering and Planning Division's 'Planting and Maintenance Manual' (2008).