



# Monthly Building Department Report

---

**To:** Albert P. Childress  
City Manager



**Date:** September 14, 2023

**From:** Raj Ramsingh  
Building Department Director

**Subject:** August 2023 Building Department Report

---

- **Permits**

- 329 Permit Applications Received.
  - 246 Permits Issued.
  - 63 Permits ready for Pickup.
  - 1 permit under review.
  - 10 permits completed.
  - 8 permits voided due to not permit needed.
  - 1 Information needed.
- Total permit projects valuations \$13,209,211.31
- Total permit fees charged- \$366,687
- Total fees pending- \$67,260.00
- 168 Permits finalized
- 152 Expired permits from 2013 were administratively closed.
- 130 Permits expired in August.
  - Email reminders sent to applicants to reinstate permits and request inspections.
- Update on Outstanding permit fees totaling \$407,076.50. As of August 31st, 80% of the outstanding fees have been resolved.

- **Inspections**


- 694 Complete Inspections
  - 189 completed by Private Providers (Owner's Option)
- 686 Inspections requested.
  - 25 were cancelled.
  - 15 were no access given.
  - 33 Disapproved
  - 2 Time Specific

# August 2023 vs. August 2022

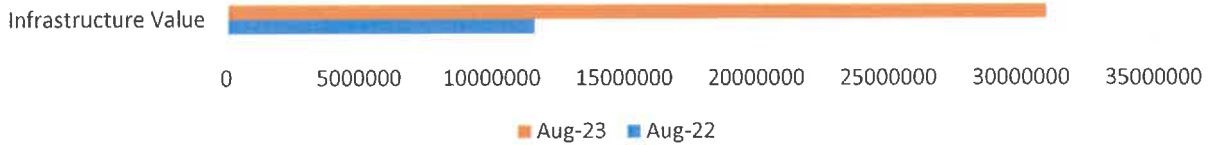
## PERMITS BY TRADES August 2023 vs. August 2022



## REVENUES BY TRADES August 2023 vs. August 2022



## BUILDING PERMIT JOB VALUES



## BUILDING PERMIT REVENUES



DATES	# OF ELECTRICAL	# OF PLUMBING PERMITS	# OF MECHANICAL HVAC	# OF ROOFING PERMITS	# OF BUILDING PERMITS	TOTAL PERMITS	INFRASTRUCTURE VALUE		TOTAL FEES CHARGED	
Aug-23	57	37	32	25	178	329	\$13,209,221.31	159%	\$366,687	207%
Aug-22	48	46	34	30	218	376	\$8,121,558.69		\$247,331.76	



## Permits Issued - Summary by Type

City of Key West

Date Range Between 8/1/2022 and 8/31/2022

PERMIT TYPE	NUMBER OF PERMITS ISSUED	VALUATION	FEES CHARGED
ADDITION	3	\$236,000.00	\$8,289.69
AWNINGS	2	\$11,200.00	\$1,126.61
COMMERCIAL STRUCTURE NEW	1	\$381,605.00	\$8,575.25
DAVIT	1	\$15,900.00	\$491.17
DECK	7	\$108,600.00	\$5,499.77
DEMO ELECTRICAL	1	\$5,000.00	\$136.00
DEMO OTHER	4	\$17,502.00	\$1,242.14
DEMO PARTIAL	6	\$13,640.00	\$992.65
DEMO PLUMBING	2	\$3,000.00	\$153.71
DEMOLITION	2	\$94,800.00	\$2,458.39
ELECTRICAL	44	\$330,393.00	\$11,677.18
FENCE	15	\$140,622.00	\$4,922.68
FIRE SPRINKLER SYSTEM	4	\$82,395.00	\$3,182.45
FIRE SUPPRESSION	2	\$24,536.80	\$1,083.31
FOUNDATION	2	\$12,500.00	\$400.61
FUEL GAS	11	\$30,947.00	\$1,627.38
GUTTERS	1	\$500.00	\$190.70
HARC	24	\$231,780.00	\$1,510.12
MECHANICAL HOOD	2	\$43,000.00	\$1,731.86
MECHANICAL HVAC	34	\$527,017.14	\$20,379.82
OTHER STRUCTURE	5	\$282,580.00	\$10,192.91
PAVERS	3	\$62,500.00	\$3,291.54
PLUMBING	44	\$553,004.00	\$15,450.82
POOL	5	\$252,350.00	\$5,993.69
POOL RESURFACING	10	\$72,250.00	\$1,267.46
RENOVATION EXTERIOR	58	\$2,324,064.75	\$80,641.60
RENOVATION INTERIOR	37	\$928,695.00	\$24,947.41
ROOFING	30	\$455,232.00	\$11,063.95
SHUTTERS	2	\$21,195.00	\$708.02
SIGN NO ELECTRIC	6	\$14,950.00	\$1,226.48
SIGN WITH ELECTRIC	3	\$31,800.00	\$988.27
SINGLE FAMILY HOME	1	\$600,000.00	\$13,449.46
SITE WORK	1	\$112,000.00	\$182.60
SLAB	2	\$50,000.00	\$1,378.33
TEMPORARY TRAILER	1	\$50,000.00	\$877.73
<b>Totals:</b>	<b>376</b>	<b>\$8,121,558.69</b>	<b>\$247,331.76</b>



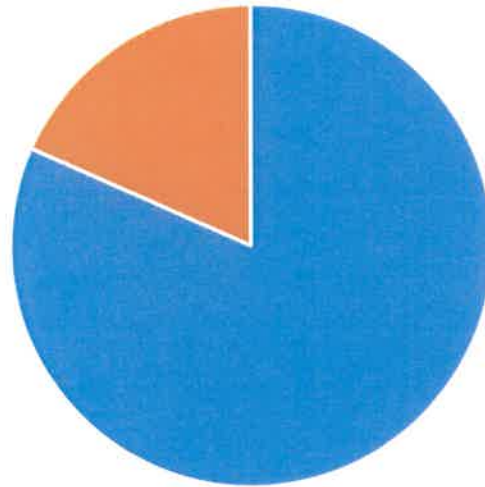
# Permits Issued - Summary by Type

City of Key West

Date Range Between 8/1/2023 and 8/31/2023

PERMIT TYPE	NUMBER OF PERMITS ISSUED	VALUATION	FEES CHARGED
ALARM SYSTEM	2	\$188,601.07	\$2,946.23
CARPORT	1	\$7,500.00	\$260.18
CERTIFICATE ONLY	1	\$0.00	\$868.00
DECK	15	\$319,050.00	\$13,027.13
DEMO OTHER	2	\$2,300.00	\$373.28
DEMO PARTIAL	9	\$118,325.00	\$4,830.12
DEMOLITION	4	\$37,950.00	\$1,507.40
DOCK	1	\$120,000.00	\$4,273.39
ELECTRIC SOLAR	2	\$100,000.00	\$2,668.76
ELECTRICAL	53	\$550,888.44	\$19,230.84
FENCE	17	\$122,290.00	\$3,610.76
FIRE SPRINKLER SYSTEM	4	\$274,680.00	\$9,676.15
FOUNDATION	1	\$38,500.00	\$1,543.96
FOUNDATION REPAIR	1	\$60,000.00	\$2,169.71
FUEL GAS	4	\$9,060.00	\$871.22
HARC	8	\$79,856.00	\$481.36
MECHANICAL HVAC	28	\$418,902.00	\$14,669.23
MULTI FAMILY HOME	1	\$1,250,000.00	\$34,407.64
OTHER STRUCTURE	1	\$65,000.00	\$1,717.63
PAVERS	3	\$26,800.00	\$1,063.50
PLUMBING	37	\$1,193,266.00	\$33,789.97
POOL	9	\$430,250.00	\$6,803.50
POOL RESURFACING	7	\$103,710.00	\$1,239.06
RENOVATION EXTERIOR	59	\$3,770,425.14	\$131,168.76
RENOVATION INTERIOR	20	\$1,198,886.00	\$35,029.73
ROOFING	25	\$2,010,815.00	\$18,306.27
SEAWALL CONSTRUCTION OR REPAIR	1	\$30,000.00	\$839.22
SHUTTERS	3	\$13,150.00	\$965.71
SIGN NO ELECTRIC	5	\$37,540.00	\$1,605.55
SIGN WITH ELECTRIC	2	\$3,700.00	\$257.68
SINGLE FAMILY HOME	2	\$620,276.66	\$16,221.12
SLAB	1	\$7,500.00	\$264.88
<b>Totals:</b>	<b>329</b>	<b>\$13,209,221.31</b>	<b>\$366,687.94</b>

### August's Outstanding Fee



■ Collected ■ Outstanding