



Monthly Parking Division Report

To: Albert Childress, City Manager *(ARC)*

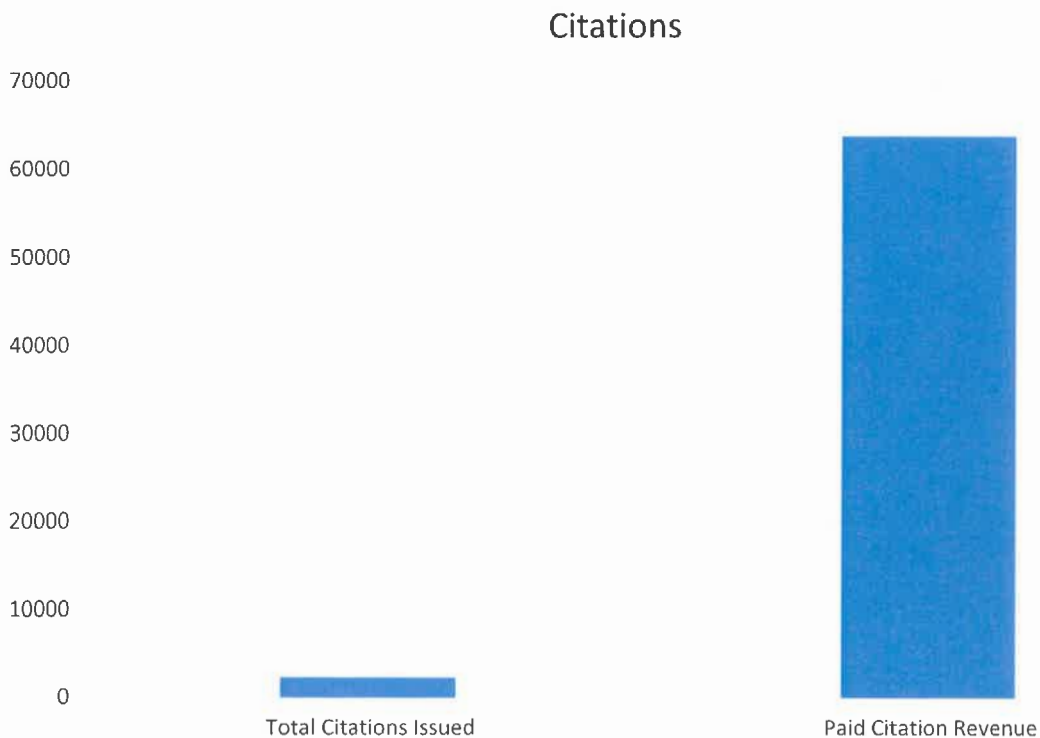
Date: July 6, 2023

From: John Wilkins, Parking Division Director

Subject: June 2023 Parking Division Report

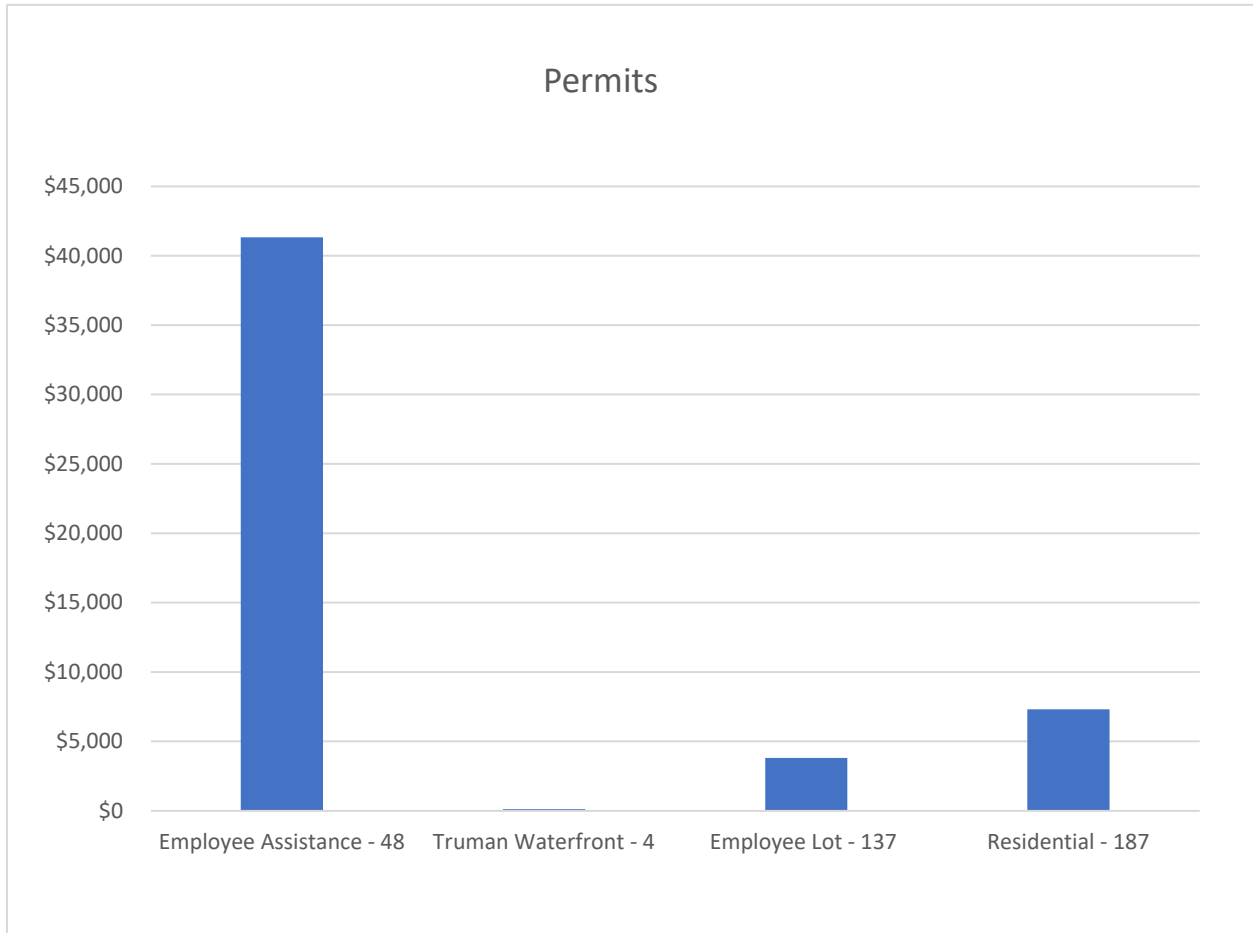
Parking Citations

- Total Citations Issued- 2,419
- Paid Citation Revenue- \$63,905.00.
- Total Citation Appeals- 200
- Total Key West Dispatch Calls- 161



Parking Permits

- Temporary ROW Permits- 85 permits- \$4,250
- Parking Permits Issued
 - Employee Assistance- 48 permits- \$41,325
 - Truman Waterfront- 4 Permits- \$113
 - Employee Lot- 137 Permits- \$3,812
 - Residential- 187 Permits- \$7,317



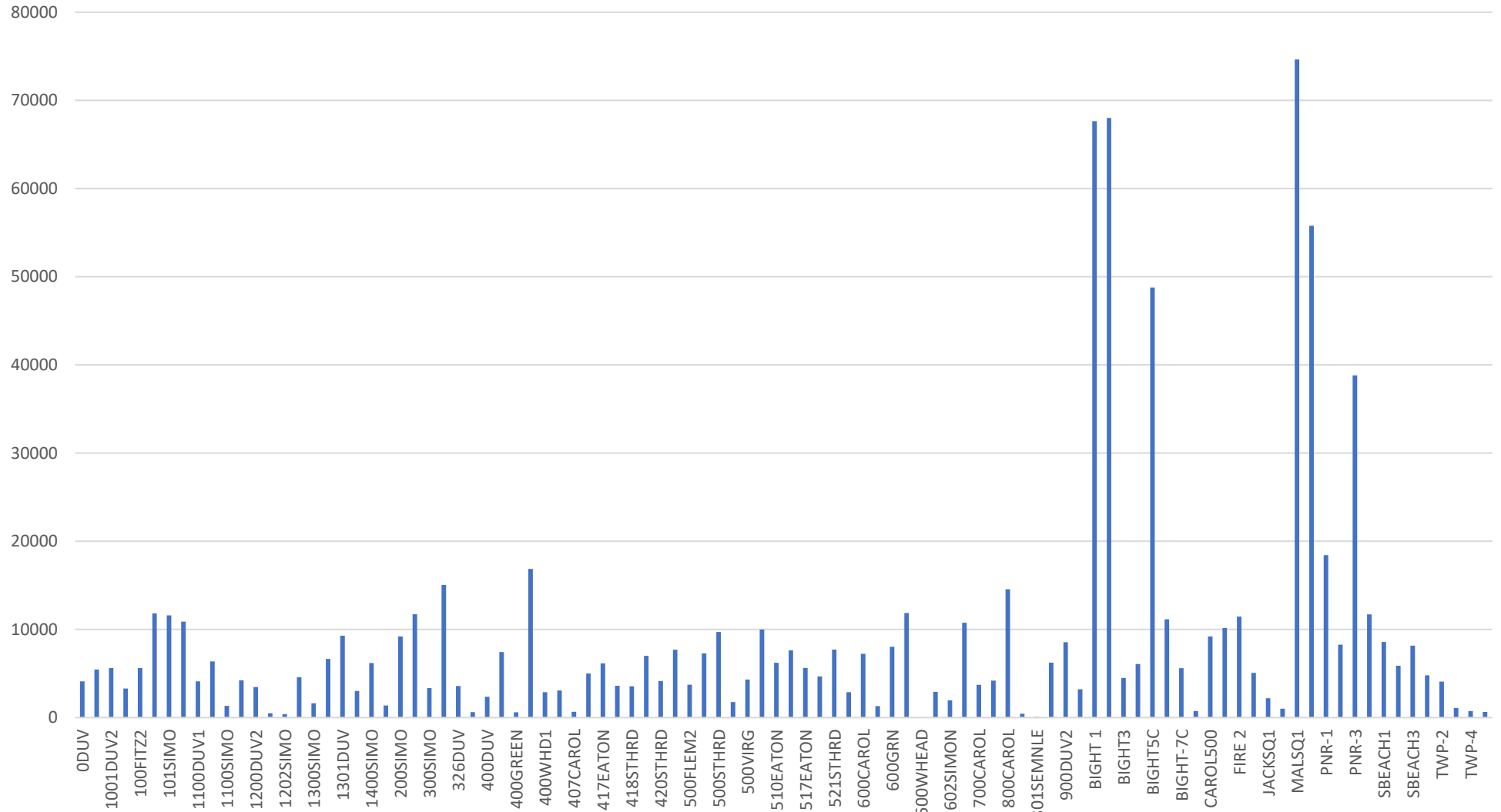
PayStation Revenue

| | |
|----------|----------|
| 0DUV | 4100.18 |
| 1001DUV | 5440.68 |
| 1001DUV2 | 5607.16 |
| 100ANN | 3294.4 |
| 100FITZ2 | 5606.71 |
| 100SIMO | 11807.29 |
| 101SIMO | 11589.13 |
| 102SIMON | 10877.72 |
| 1100DUV1 | 4100.33 |
| 1100DUV2 | 6362.36 |
| 1100SIMO | 1317.96 |
| 1200DUV1 | 4228.86 |
| 1200DUV2 | 3457.35 |
| 1201SIMO | 477.78 |
| 1202SIMO | 383.27 |
| 1300DUVA | 4575.91 |
| 1300SIMO | 1611.89 |
| 1300WHD2 | 6648.15 |
| 1301DUV | 9275.23 |
| 1301SIMO | 3016.04 |
| 1400SIMO | 6182.1 |
| 200ELIZA | 1364.92 |
| 200SIMO | 9200.82 |
| 200WHEAD | 11713.4 |
| 300SIMO | 3341.79 |
| 300WHEAD | 15033.23 |
| 326DUV | 3564.63 |
| 400APPLE | 609.04 |
| 400DUV | 2350.29 |
| 400FRONT | 7420.27 |
| 400GREEN | 588.8 |
| 400SOUTH | 16853.02 |
| 400WHD1 | 2863.65 |
| 400WHEAD | 3068.84 |
| 407CAROL | 651.04 |
| 416FLEM | 4992.94 |
| 417EATON | 6132.58 |
| 417FLEM | 3598.65 |
| 418STHRD | 3537.95 |
| 420EATON | 6990.45 |

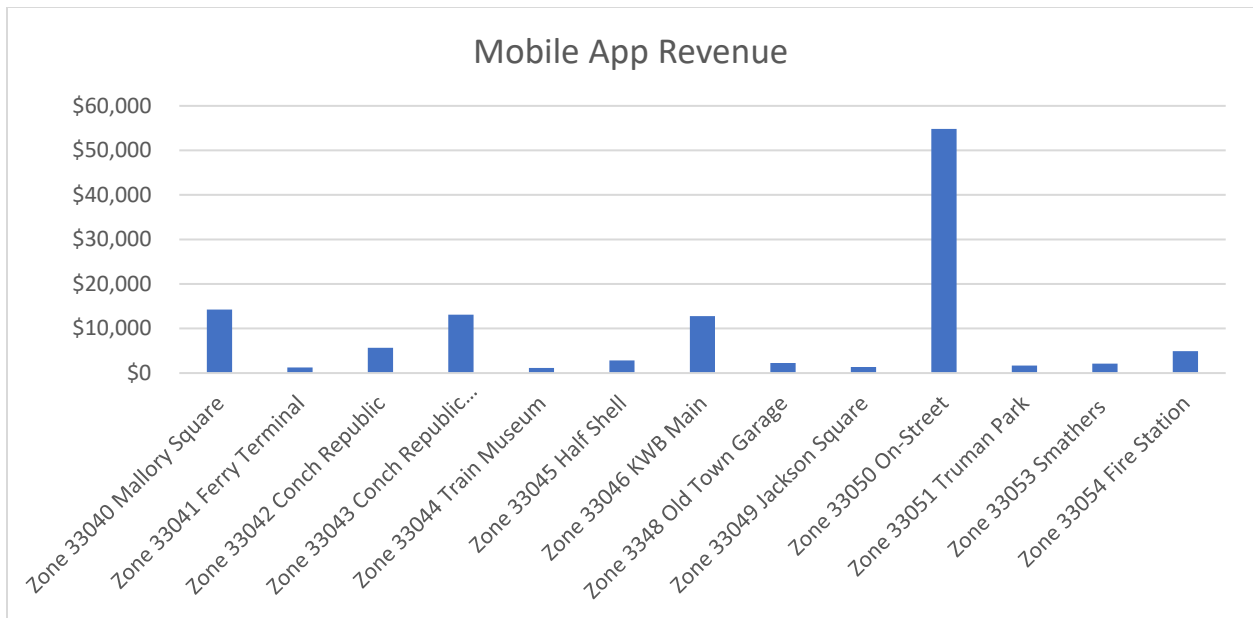
| | |
|-----------|----------|
| 420STHRD | 4144.93 |
| 500ANG | 7683.24 |
| 500FLEM2 | 3719.79 |
| 500SIMO | 7268.7 |
| 500STHRD | 9707.27 |
| 500UNITE | 1746.51 |
| 500VIRG | 4311.57 |
| 505SOUTH | 9979.06 |
| 510EATON | 6209.74 |
| 514GRN | 7619.91 |
| 517EATON | 5628.27 |
| 519FLEM | 4657.07 |
| 521STHRD | 7699.6 |
| 521UNITE | 2876.9 |
| 600CAROL | 7228.8 |
| 600DUV | 1291.31 |
| 600GRN | 8029.96 |
| 600GRN1 | 11857.09 |
| 600WHEAD | 34.13 |
| 601SIMON | 2910.91 |
| 602SIMON | 1955.73 |
| 605FRONT | 10741.12 |
| 700CAROL | 3706.57 |
| 700SIMO | 4186.69 |
| 800CAROL | 14548.21 |
| 800SEMNLE | 420.01 |
| 801SEMNLE | 73.51 |
| 824DUV | 6221.64 |
| 900DUV2 | 8542.12 |
| 900WHEAD | 3210.44 |
| BIGHT 1 | 67636.02 |
| BIGHT 2 | 67995.73 |
| BIGHT3 | 4488.79 |
| BIGHT4TM | 6071.8 |
| BIGHT5C | 48766.82 |
| BIGHT6FT | 11138.16 |
| BIGHT-7C | 5597.09 |
| BUSLOT1 | 735 |
| CAROL500 | 9197.6 |
| FIRE 1 | 10149.06 |

| | |
|----------|----------|
| FIRE 2 | 11440.06 |
| FRONT500 | 5063.8 |
| JACKSQ1 | 2181.4 |
| JACKSQ2 | 1000.14 |
| MALSQ1 | 74638.7 |
| MALSQ2 | 55784 |
| PNR-1 | 18417 |
| PNR-2 | 8268.75 |
| PNR-3 | 38802.5 |
| PNR-4 | 11691.75 |
| SBEACH1 | 8569.81 |
| SBEACH2 | 5868.98 |
| SBEACH3 | 8145.64 |
| TWP-1 | 4783.39 |
| TWP-2 | 4066.58 |
| TWP-3 | 1081.56 |
| TWP-4 | 732.41 |
| TWP-5 | 640.41 |

Paystation Revenue



Mobile App Revenue



Mobile App Revenue

| | |
|----------------------------------|----------|
| Zone 33040 Mallery Square | \$14,229 |
| Zone 33041 Ferry Terminal | \$1,235 |
| Zone 33042 Conch Republic | \$5,642 |
| Zone 33043 Conch Republic Gravel | \$13,081 |
| Zone 33044 Train Museum | \$1,138 |
| Zone 33045 Half Shell | \$2,821 |
| Zone 33046 KWB Main | \$12,771 |
| Zone 3348 Old Town Garage | \$2,237 |
| Zone 33049 Jackson Square | \$1,355 |
| Zone 33050 On-Street | \$54,802 |
| Zone 33051 Truman Park | \$1,670 |
| Zone 33053 Smathers | \$2,095 |
| Zone 33054 Fire Station | \$4,892 |