



# Monthly Building Department Report

---

To: Albert P. Childress

Date: February 8, 2024

From: Raj Ramsingh   
Building Department Director

Subject: January 2024 Building Department Report

---

- **Permits**

- 294 Permit Applications Received
  - 222 Permits Issued
  - 46 Permits Ready for Pickup
  - 4 Permits Approved With Conditions
  - 2 CBO Review
  - 20 permits Completed
- Total permit projects valuations \$7,845,663.40
- Total permit fees charged- \$236,850.18
- Total fees pending- \$63,240.63
- 180 Permits finalized.
- 161 Expired permits from 2011/2012 were administratively closed.
- 0 Permits expired in December.
  - Email reminders sent to applicants to reinstate permits and request inspections.
- Update on Outstanding permit fees totaling \$407,070. As of Jan. 31, 87% of the outstanding fees have been collected.

- **Inspections**

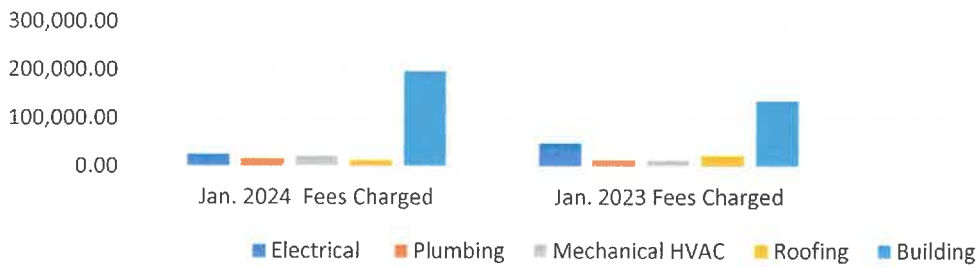
- 747 Complete Inspections
  - 160 completed by Private Providers (Owner's Option)
- 776 Inspections requested.
  - 22 were cancelled.
  - 13 no access given.
  - 37 Disapproved
  - 515 were approved

# Jan. 2024 vs. Jan. 2023

## PERMITS BY TRADES Jan. 2024 vs. Jan. 2023



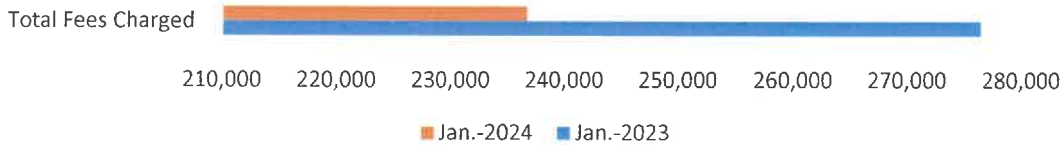
## REVENUES BY TRADES Jan. 2024 vs. Jan. 2023



## BUILDING PERMIT JOB VALUES



## BUILDING PERMIT REVENUES



Month	Totals:	# OF ELECTRICAL PERMITS	# OF PLUMBING PERMITS	# OF MECHANICAL HVAC PERMITS	# OF ROOFING PERMITS	# OF BUILDING PERMITS	TOTAL PERMITS	INFRASTRUCTURE VALUE	% Change	TOTAL FEES CHARGED	% Change
Jan. 2024		45	34	37	52	126	294	\$7,845,663.40	-16%	\$236,733.85	-14%
Jan. 2023		58	31	45	32	155	321	\$9,399,498.14		\$276,515.11	



## Permits Issued - Summary by Type

City of Key West

Date Range Between 1/1/2024 and 1/31/2024

PERMIT TYPE	NUMBER OF PERMITS ISSUED	VALUATION	FEES CHARGED
ACCESSORY STRUCTURE	1	\$100,000.00	\$3,093.38
ADDITION	1	\$30,000.00	\$1,178.73
DAVIT	1	\$18,000.00	\$601.49
DECK	6	\$43,470.00	\$2,109.07
DEMO OTHER	1	\$5,000.00	\$345.49
DEMO PARTIAL	4	\$21,600.00	\$1,132.68
DEMOLITION	3	\$36,000.00	\$1,587.77
ELECTRIC SOLAR	2	\$23,462.00	\$889.91
ELECTRICAL	41	\$1,641,550.62	\$46,462.14
FENCE	12	\$133,035.00	\$4,297.35
FOUNDATION	1	\$6,500.00	\$235.80
FOUNDATION REPAIR	2	\$30,500.00	\$1,446.42
FUEL GAS	3	\$6,520.00	\$384.81
HARC	7	\$33,350.00	\$449.45
MECHANICAL HVAC	24	\$344,280.00	\$12,757.78
OTHER STRUCTURE	1	\$45,000.00	\$1,232.25
PAVERS	2	\$9,005.13	\$924.87
PLUMBING	34	\$419,917.00	\$13,864.32
POOL	11	\$587,852.00	\$7,217.53
POOL RESURFACING	9	\$56,360.00	\$1,519.87
RENOVATION EXTERIOR	51	\$2,056,016.65	\$73,060.43
RENOVATION INTERIOR	19	\$590,852.00	\$22,733.86
ROOFING	52	\$998,793.00	\$23,025.12
SIGN NO ELECTRIC	2	\$2,100.00	\$501.17
SIGN WITH ELECTRIC	2	\$36,500.00	\$1,596.29
SINGLE FAMILY HOME	2	\$570,000.00	\$14,085.87
<b>Totals:</b>	<b>294</b>	<b>\$7,845,663.40</b>	<b>\$236,733.85</b>



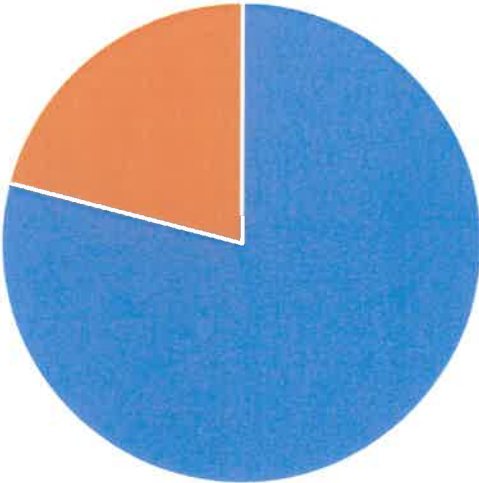
## Permits Issued - Summary by Type

City of Key West

Date Range Between 1/1/2023 and 1/31/2023

PERMIT TYPE	NUMBER OF PERMITS ISSUED	VALUATION	FEES CHARGED
ACCESSORY STRUCTURE	2	\$181,200.00	\$5,977.02
ADDITION	2	\$82,700.00	\$2,640.32
ASPHALT COATING	1	\$5,996.75	\$411.99
CERTIFICATE ONLY	1	\$0.00	\$102.25
COMMERCIAL STRUCTURE NEW	1	\$280,000.00	\$9,906.54
DECK	2	\$20,000.00	\$868.04
DEMO ELECTRICAL	1	\$9,250.00	\$264.06
DEMO HURRICANE PARTIAL	1	\$2,000.00	\$77.71
DEMO OTHER	8	\$125,500.00	\$4,475.61
DEMO PARTIAL	1	\$10,000.00	\$402.92
DEMO PLUMBING	1	\$16,420.00	\$446.86
DEMOLITION	3	\$100,000.00	\$2,788.52
ELECTRIC SOLAR	3	\$159,911.00	\$5,273.81
ELECTRICAL	54	\$692,732.45	\$20,254.45
FENCE	15	\$97,925.00	\$3,232.38
FIRE SPRINKLER SYSTEM	2	\$85,480.00	\$3,047.84
FUEL GAS	2	\$5,960.00	\$227.00
HARC	14	\$68,900.00	\$878.55
HURRICANE REPAIR	2	\$30,000.00	\$790.14
MECHANICAL HVAC	43	\$657,576.08	\$21,929.29
PAVERS	2	\$18,500.00	\$917.76
PLUMBING	30	\$616,595.00	\$17,232.61
POOL	6	\$256,850.00	\$3,263.67
POOL RESURFACING	4	\$32,200.00	\$605.80
RENOVATION EXTERIOR	62	\$3,881,915.86	\$113,507.86
RENOVATION INTERIOR	15	\$721,395.00	\$26,892.89
ROOFING	32	\$587,906.00	\$13,057.46
SHED	1	\$10,000.00	\$748.22
SHUTTERS	1	\$12,000.00	\$587.10
SIGN NO ELECTRIC	4	\$16,835.00	\$691.69
SIGN WITH ELECTRIC	1	\$2,450.00	\$115.03
SINGLE FAMILY HOME	1	\$600,000.00	\$14,554.00
SITE WORK	2	\$9,500.00	\$153.71
SLAB	1	\$1,800.00	\$192.01
<b>Totals:</b>	<b>321</b>	<b>\$9,399,498.14</b>	<b>\$276,515.11</b>

### January's Outstanding Fee



■ Collected ■ Out Standing