

RESOLUTION NO. 24-060

**A RESOLUTION OF THE CITY COMMISSION OF THE CITY OF KEY WEST, FLORIDA, AUTHORIZING THE CITY MANAGER AND THE CITY ATTORNEY TO ENGAGE PROFESSIONAL CONSULTANTS AND COMMISSION STUDIES TO DETERMINE RISKS, BENEFITS AND PUBLIC INTEREST IN PLACING A REFERENDUM FOR GENERAL OBLIGATION BOND ON THE NOVEMBER 5 GENERAL ELECTION BALLOT; AUTHORIZING NECESSARY BUDGET TRANSFERS AND ADJUSTMENTS; PROVIDING FOR AN EFFECTIVE DATE**

WHEREAS, at its meeting of March 14, 2024, the City Commission discussed in concept the issuance of General Obligation bonds to fund improvements for streets, sidewalks, public safety and parks projects, to improve resiliency to flooding and storm events and to reduce traffic congestion; and

WHEREAS, the City Commission finds it reasonable to direct staff to obtain further information as to the feasibility of a general obligation bond issue of up to \$300,000,000; and

NOW THEREFORE, BE IT RESOLVED BY THE CITY COMMISSION OF THE CITY OF KEY WEST, FLORIDA, AS FOLLOWS:

Section 1: That the City Manager and the City Attorney are authorized to engage professional consultants to determine risks, benefits and public interest in placing a referendum for a public obligation bond issue of up to \$300,000,000 on the November 5, 2024 general election ballot.

Section 2: That funding up to \$50,000.00 is hereby authorized (from city manager reserves) for consulting services and studies, to provide professional advice and determine public interest in placing a referendum for General Obligation bonds.

Section 3: That this Resolution shall go into effect immediately upon its passage and adoption and authentication by the signature of the Presiding Officer and the Clerk of the Commission.

Passed and adopted by the City Commission at a meeting held this 14th day of March, 2024.

Authenticated by the Presiding Officer and Clerk of the Commission on 15th day of March, 2024.

Filed with the Clerk on March 15, 2024.

Mayor Teri Johnston	<u>Yes</u>
Vice Mayor Sam Kaufman	<u>Yes</u>
Commissioner Lissette Carey	<u>No</u>
Commissioner Mary Lou Hoover	<u>Yes</u>
Commissioner Clayton Lopez	<u>Yes</u>
Commissioner Billy Wardlow	<u>No</u>
Commissioner Jimmy Weekley	<u>Yes</u>

  
TERI JOHNSTON, MAYOR

ATTEST:

  
KERI O'BRIEN, CITY CLERK




## MEMORANDUM

---

**Date:** March 14, 2024

**To:** Honorable Mayor and Commissioners

**Via:** Albert P. Childress  
City Manager 

**From:** Todd Stoughton  
Assistant City Manager

**Subject:** 24-5515 General Obligation (GO) Bond Resolution

---

### Introduction

The City Manager's Office respectfully request authorization to move forward in bringing a General Obligation (G.O.) Bond Ballot question(s) for the November 2024 General Election. Authorization is requested to engage in professional consultants in placing a Referendum for G.O. Bonds on the November 5<sup>th</sup>, 2024, General Election. The City Attorney believes it to be fiscally prudent to have official direction from the City Commission before expending funds in readying the measure for official City Commission approval to be placed on the 2024 General Election ballot.

### Background

The City has numerous major projects that have been identified over the course of several years that would improve the health, safety and welfare of our business owners and residents. Historically, the City has funded these projects from the General Fund and the portion of Local Discretionary Surtaxes and Local Option Fuel Taxes which the City receives from the State. The funding available from each from these sources annually is limited and in some cases decreasing, while the number of projects continues to increase and the cost to complete these projects continues to rise. Construction prices have soared since COVID-19 and will continue to rise with in some cases a 20% to 40% increase. Economically it is prudent to identify a funding source to complete the project in a timely manner. The G.O. Bond Program affords voters an opportunity for themselves to determine if they wish to fund these projects by ballot questions. The issuance of bonds will stimulate the local economy for a period of 10-15 years and provide employment.

During the development of the City's updated Strategic Plan 'Key West Forward' that included numerous meetings with both City Staff and residents of Key West, it was noted that residents are concerned about long-term planning for City projects. Five out of the six priorities in the City Strategic Agenda are covered in the City's GO Bond request. In 2021 during the Strategic Planning Session, twelve Major Projects were identified. Those were:

- 1) Duval Street Revitalization
- 2) Green Way Project (bike path)
- 3) Mallory Square
- 4) Bayview Park
- 5) KOTS – John Jones Navigation Center
- 6) Douglass Gym
- 7) Diesel Plant
- 8) 3.2 Housing Development
- 9) Fire Station 3
- 10) MLK Pool
- 11) North Roosevelt Corridor

Of the above Major Projects, two (2) projects (Douglass Gym, 3.2 Housing Project) have broken ground in the past year. The KOTS project is anticipated to break ground in the next few months. The above projects were identified through the January 2022 survey submitted to the community and confirmed by the City Commission and Department Directors. The top four (4) projects that were identified by the community were: 1) Duval Street Revitalization 2) The Greenway Project (bike path) 3) Mallory 4) Bayview Park.

A bond program will allow the City to accelerate these projects and save the City millions of dollars. Construction prices continue to rise and the price of projects has, in some cases, doubled in the past five (5) years. The City, with over \$800 Million in real estate holdings, is in a prime position to obtain a high bond rating.

In January 2024, the City signed an engagement letter with PFM Financial Advisors LLC to memorialize our agreement for the planning, analysis, Commission presentation(s), and community outreach related to potential future financing. PFM provided the City Commission with a presentation on the G.O. Bond process at the January 11<sup>th</sup> City Commission meeting.

In October 2023, the City signed an agreement with Clearview Research to conduct a research poll with a small sample of registered voters within the City limits. This survey was completed in January 2024 in which the results were presented to the City Commission at the February 8<sup>th</sup> City Commission meeting.

A city-wide voter referendum is required prior to the issuance of G.O. Bonds. If the referendum is passed it takes approximately three to six months from approval before bonds can be issued. This is the first step of the process and does not commit the City at this point of the process. The G.O. Bond will finance the cost of renovations and improvements throughout the City. Currently, the City has programmed Bond Projects to cover: Adaptation, Public Safety, Parks & Recreation, and Traffic & Roads.

The City Manager is seeking authorization to continue the process of placing Ballot Questions on the November General Election Ballot. The process would include the ability to engage professional

consultants and commission studies to determine risks, benefits, and public interest in placing a referendum for general obligation bond on the November 5<sup>th</sup>, 2024, General Election Ballot.

At the May City Commission Meeting, an item will be placed on the agenda for the Mayor and City Commission to approve and adopt a Resolution calling for a Referendum and specifying ballot questions (the "Referendum") which will include the four (4) ballot questions.

**Financial Impact:**

To date the City has obligated \$15,847.92 for the G.O. Bond investigation captured by PFM Financial and Clearview Research.

**Recommendation**

The City Manager recommends that the Mayor and Commission approve and direct City Staff to continue the process of preparing a General Obligation (G.O.) Bond Referendum for November 5<sup>th</sup>, 2024, General Election.



# City of Key West Survey

**Prepared by:** Steven J. Vancore  
Andrew F. Jones  
Karen M. Garner

**January 30, 2024**

## Table of Contents

<b>Methodology</b>	<b>3</b>
<b>Test Ballot Results</b>	<b>4</b>
<b>Overall Results</b>	<b>5</b>
<b>Message Ranking</b>	<b>15</b>
<b>Elevators &amp; Anchors</b>	<b>17</b>
<b>Crosstabulations</b>	<b>19</b>

## Methodology

Using a national research center, Clearview Research conducted interviews with a sample of 259 likely voters in the City of Key West. The survey fielded from Wednesday, January 24, to Monday, January 29.

The composition of respondents used current voter registration and previous election turnout as a model in an attempt to make the final sample “look like” the city’s likely voter population. As such, the sample was balanced by gender, age, race, party, and region in order for our distribution to be consistent and similar to the overall population.

Demographic Subgroup	Targets
<b>Gender</b>	
Male	52%
Female	48%
<b>Age</b>	
18-34	15%
35-49	25%
50-64	31%
65+	29%
<b>Race</b>	
White/Caucasian	80%
Black/African-American	6%
Hispanic	9%
Other	5%
<b>Party</b>	
Democrat	45%
Republican	30%
Other	25%
<b>Region</b>	
CCD1	30%
CCD3	70%

Based on the above, the weighted combined sample is both random and representative, yielding a general response set with a margin of error of  $\pm 6.0\%$  at the 95% confidence level.

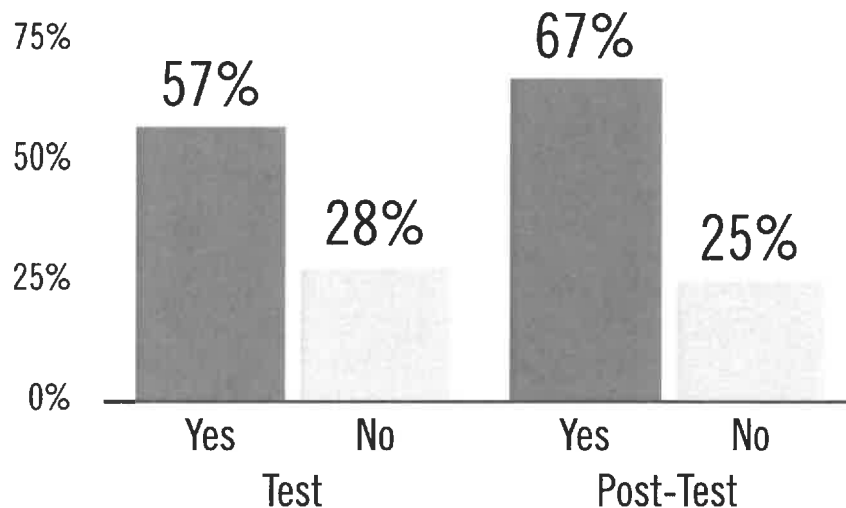


## Test Ballot Results

### Ballot

**GENERAL OBLIGATION BONDS FOR STREETS, SIDEWALKS, PUBLIC SAFETY, AND PARKS PROJECTS**

To improve the city's streets, sidewalks, public safety, public parks, improve resiliency to storm events, and reduce traffic congestion and pay related costs shall Key West, Florida issue bonds not exceeding three hundred million dollars, in one or more series, bearing interest not exceeding the maximum legal rate, maturing not later than thirty years from their issuance date(s), pledging the City's full faith and credit and ad valorem revenues collected to pay such bonds?



City of Key West Survey — January 30, 2024

## Overall Results

### Poll/Qualitative Questions:

Q1. Generally speaking, do you feel things in the City of Key West are headed in the right direction, or do you feel things in the City of Key West have gotten off on the wrong track?

Right direction	42%
Wrong track	41%
Unsure/refused	17%

Next, I'd like to read you a possible city referendum that may be on the upcoming 2024 General Election ballot. After I read the language, please tell me if you would vote Yes for bonds or No against bonds, if the election were held today.

Q2. The referendum is titled “General Obligation Bonds for streets, sidewalks, public safety, and parks projects” And it says, “To improve the city’s streets, sidewalks, public safety, public parks, improve resiliency to storm events, and reduce traffic congestion and pay related costs shall Key West, Florida issue bonds not exceeding three hundred million dollars, in one or more series, bearing interest not exceeding the maximum legal rate, maturing not later than thirty years from their issuance date(s), pledging the City’s full faith and credit and ad valorem revenues collected to pay such bonds?”

Definitely voting YES for bonds	33%
Leaning towards YES for bonds	24%
Leaning towards NO against bonds	10%
Definitely voting NO against bonds	18%
Undecided/unsure/refused	15%
Voting YES for bonds	57%
Voting NO against bonds	28%

**Q3. Is your opinion of The City of Key West City Commission favorable or unfavorable?**

Very favorable	19%
Somewhat favorable	39%
Somewhat unfavorable	16%
Very unfavorable	11%
Unsure/refused	14%
Favorable	59%
Unfavorable	27%

Now, please indicate whether you would be more or less likely to support a bond referendum if the bonds would be used to address each of the following:

**Q4. Replace an obsolete fire station**

Much more likely	30%
Somewhat more likely	20%
Somewhat less likely	16%
Much less likely	21%
Unsure/refused	12%
More likely	50%
Less likely	38%

**Q5. Reduce emergency and 911 fire services response times**

Much more likely	42%
Somewhat more likely	23%
Somewhat less likely	10%
Much less likely	14%
Unsure/refused	11%
More likely	65%
Less likely	24%

<b>Q6.</b>	<b>Ensure safe, separate pathways for pedestrians and bicycles</b>	
	Much more likely	52%
	Somewhat more likely	22%
	Somewhat less likely	8%
	Much less likely	15%
	Unsure/refused	4%
	More likely	74%
	Less likely	22%
<b>Q7.</b>	<b>Improve surfaces of local roads</b>	
	Much more likely	52%
	Somewhat more likely	25%
	Somewhat less likely	10%
	Much less likely	10%
	Unsure/refused	3%
	More likely	77%
	Less likely	20%
<b>Q8.</b>	<b>Upgrade and enrich existing community centers and cultural facilities</b>	
	Much more likely	40%
	Somewhat more likely	22%
	Somewhat less likely	15%
	Much less likely	15%
	Unsure/refused	7%
	More likely	63%
	Less likely	30%

<b>Q9.</b>	<b>Beautify and expand green spaces and recreational parks</b>	
	Much more likely	45%
	Somewhat more likely	23%
	Somewhat less likely	9%
	Much less likely	18%
	Unsure/refused	5%
	More likely	68%
	Less likely	27%
<b>Q10.</b>	<b>Reduce flooding in local roadways and properties</b>	
	Much more likely	58%
	Somewhat more likely	21%
	Somewhat less likely	8%
	Much less likely	9%
	Unsure/refused	4%
	More likely	79%
	Less likely	17%
<b>Q11.</b>	<b>Prepare for sea level rise</b>	
	Much more likely	53%
	Somewhat more likely	20%
	Somewhat less likely	8%
	Much less likely	12%
	Unsure/refused	7%
	More likely	73%
	Less likely	20%

<b>Q12.</b>	<b>Decrease damage from increased winds and storm surge</b>	
	Much more likely	49%
	Somewhat more likely	24%
	Somewhat less likely	8%
	Much less likely	11%
	Unsure/refused	7%
	<b>More likely</b>	<b>74%</b>
	<b>Less likely</b>	<b>19%</b>
<b>Q13.</b>	<b>Reduce traffic congestion</b>	
	Much more likely	44%
	Somewhat more likely	21%
	Somewhat less likely	13%
	Much less likely	13%
	Unsure/refused	9%
	<b>More likely</b>	<b>65%</b>
	<b>Less likely</b>	<b>26%</b>
<b>Q14.</b>	<b>Increase the number of reliable parking options</b>	
	Much more likely	45%
	Somewhat more likely	15%
	Somewhat less likely	12%
	Much less likely	20%
	Unsure/refused	8%
	<b>More likely</b>	<b>60%</b>
	<b>Less likely</b>	<b>33%</b>

Now, please indicate whether you would be more or less likely to support a bond referendum based on each of the following:

**Q15.** Every dollar raised would stay right here in the City of Key West.

Much more likely	64%
Somewhat more likely	22%
Somewhat less likely	5%
Much less likely	6%
Unsure/refused	3%
More likely	85%
Less likely	11%

**Q16.** Studies show that bond initiatives like these can improve home values.

Much more likely	30%
Somewhat more likely	28%
Somewhat less likely	9%
Much less likely	20%
Unsure/refused	12%
More likely	59%
Less likely	29%

**Q17.** This would not increase your local property tax rate.

Much more likely	52%
Somewhat more likely	19%
Somewhat less likely	9%
Much less likely	12%
Unsure/refused	8%
More likely	71%
Less likely	21%

**Q18.** The annual taxpayer impact for this referendum would be over \$1,000 for homeowners.

Much more likely	20%
Somewhat more likely	20%
Somewhat less likely	18%
Much less likely	31%
Unsure/refused	12%
More likely	39%
Less likely	49%

**Q19.** Most of the costs would be paid by big corporations, hotels, and people from out of town who own second homes in Key West.

Much more likely	60%
Somewhat more likely	14%
Somewhat less likely	7%
Much less likely	11%
Unsure/refused	8%
More likely	74%
Less likely	18%



Sometimes, after hearing more about a referendum, people’s opinions change. I would like to ask you a question one more time. After I read the language, please tell me if you would vote Yes for bonds or No against bonds, if the election were held today.

**Q20.** The referendum is titled “General Obligation Bonds for streets, sidewalks, public safety, and parks projects” And it says, “To improve the city’s streets, sidewalks, public safety, public parks, improve resiliency to storm events, and reduce traffic congestion and pay related costs shall Key West, Florida issue bonds not exceeding three hundred million dollars, in one or more series, bearing interest not exceeding the maximum legal rate, maturing not later than thirty years from their issuance date(s), pledging the City’s full faith and credit and ad valorem revenues collected to pay such bonds?”

Definitely voting YES for bonds	39%
Leaning towards YES for bonds	28%
Leaning towards NO against bonds	8%
Definitely voting NO against bonds	17%
Undecided/unsure/refused	8%
Voting YES for bonds	67%
Voting NO against bonds	25%

**Demographic/Statistical Questions:**

I would like to ask you a few final questions just for statistical purposes to be sure we have included a good cross-section of people in our survey. First...

<b>D1.</b>	<b>How are you registered to vote?</b>	
	As a Democrat,	45%
	As a Republican, or	30%
	As something else?	25%
<b>D2.</b>	<b>How old are you?</b>	
	18-34	15%
	35-49	25%
	50-64	31%
	65 or older	29%
<b>D3.</b>	<b>And how would you describe your ethnicity?</b>	
	White/Caucasian	80%
	Black/African-American	6%
	Hispanic	9%
	Other/unsure/refused	5%
<b>D4.</b>	<b>For the upcoming 2024 General Election, how do you intend to vote?</b>	
	By mail/absentee	26%
	In-person on Election Day	40%
	In-person early	28%
	Unsure/refused	6%
<b>D5.</b>	<b>Do you own a home or business in Key West?</b>	
	Yes, I own a home in Key West	39%
	Yes, I own a home not in Key West	1%
	I own a business in Key West	4%
	I own both, a home and a business in Key West	13%
	No	42%
	Unsure/refused	1%

**Coded Questions:**

**Gender:**

Male	52%
Female	48%

**Region:**

County Commission District 1	30%
County Commission District 3	70%

**Call taken by:**

Landline	5%
Cellphone	95%

## Message Ranking

**Q4-14:** Now, please indicate whether you would be more or less likely to support a bond referendum if the bonds would be used to address each of the following:

**(Highest to Lowest Net “More Likely” Response)**

#	Questions Text	More Likely	Less Likely	Net +/-
10	Reduce flooding in local roadways and properties	79%	17%	62%
7	Improve surfaces of local roads	77%	20%	57%
12	Decrease damage from increased winds and storm surge	74%	19%	55%
11	Prepare for sea level rise	73%	20%	53%
6	Ensure safe, separate pathways for pedestrians and bicycles	74%	22%	52%
5	Reduce emergency and 911 fire services response times	65%	24%	41%
9	Beautify and expand green spaces and recreational parks	68%	27%	41%
13	Reduce traffic congestion	65%	26%	39%
8	Upgrade and enrich existing community centers and cultural facilities	63%	30%	33%
14	Increase the number of reliable parking options	60%	33%	27%
4	Replace an obsolete fire station	50%	38%	12%

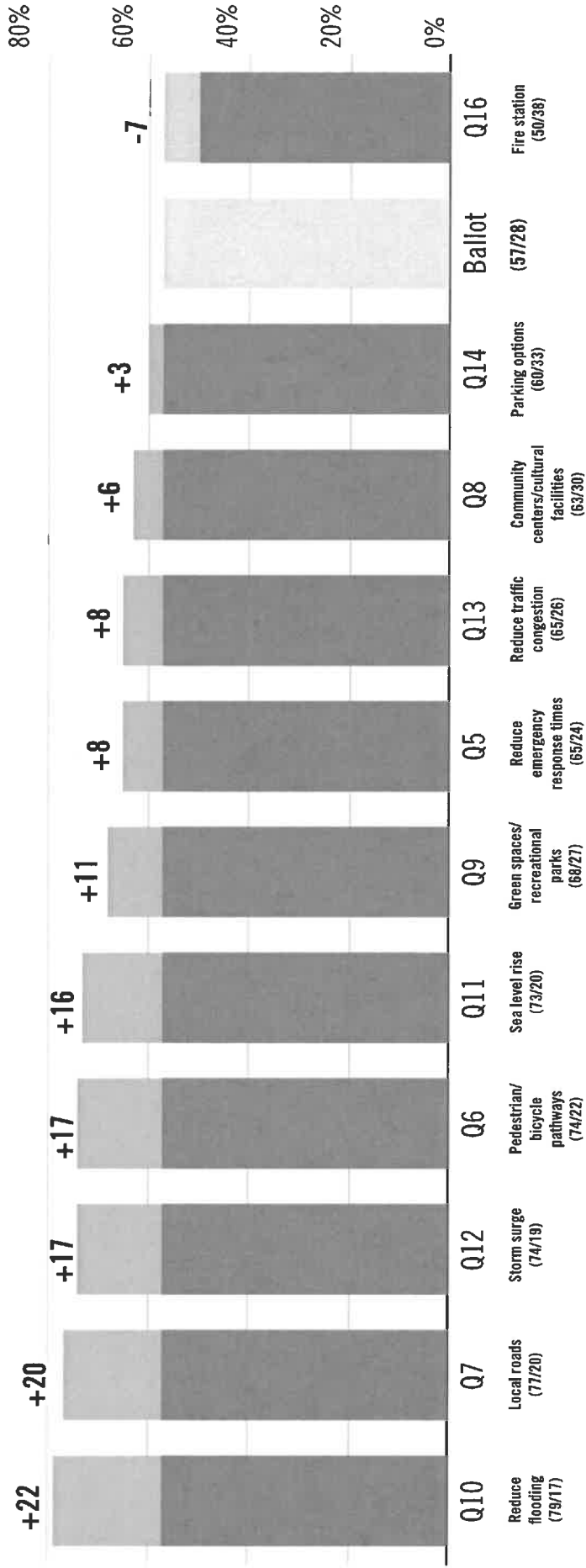
**Q15-19:** Now, please indicate whether you would be more or less likely to support a bond referendum based on each of the following:  
**(Highest to Lowest Net “More Likely” Response)**

#	Questions Text	More Likely	Less Likely	Net +/-
15	Every dollar raised would stay right here in the City of Key West.	85%	11%	74%
19	Most of the costs would be paid by big corporations, hotels, and people from out of town who own second homes in Key West.	74%	18%	56%
17	This would not increase your local property tax rate.	71%	21%	50%
16	Studies show that bond initiatives like these can improve home values.	59%	29%	30%
18	The annual taxpayer impact for this referendum would be over \$1,000 for homeowners.	39%	49%	-10%

# Anchors & Elevators

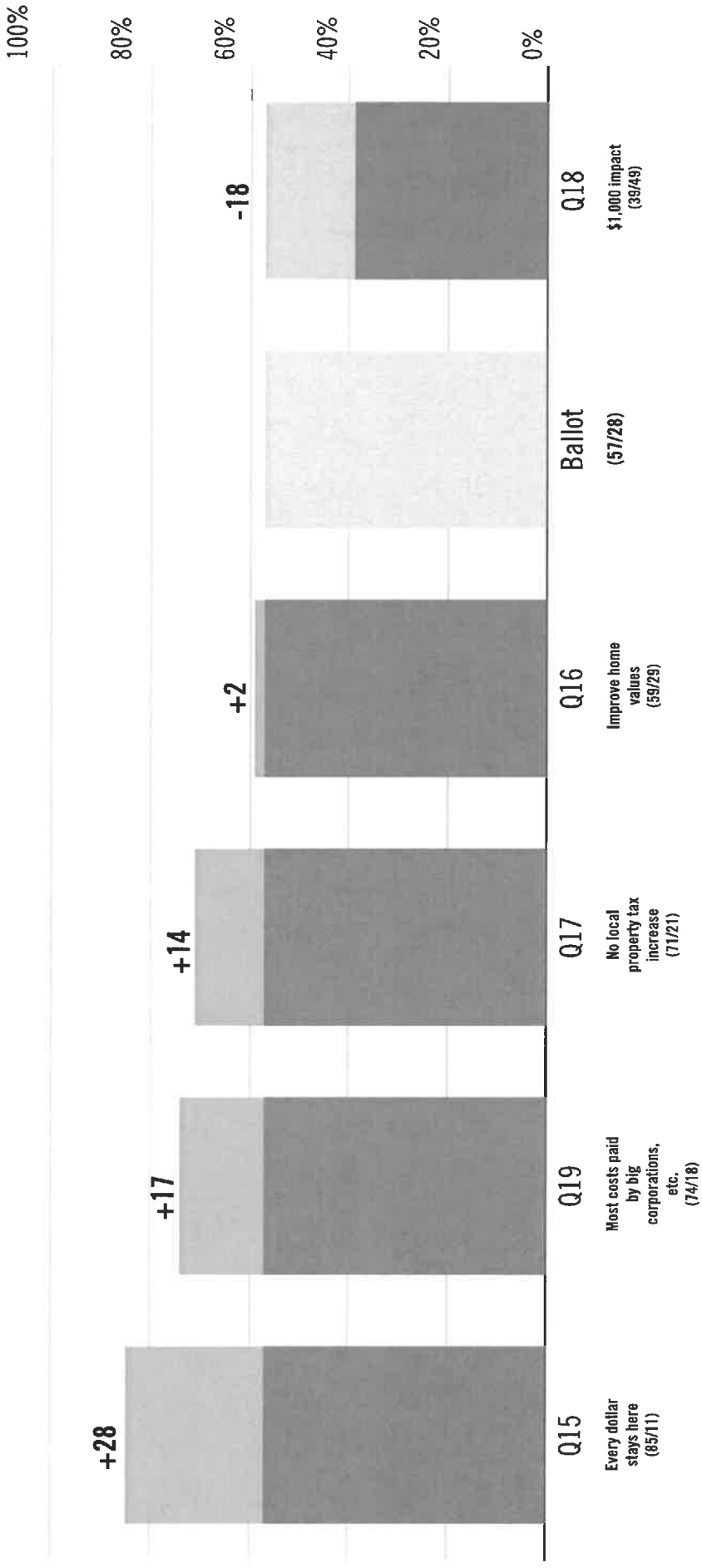
Q4-14: Now, please indicate whether you would be more or less likely to support a bond referendum if the bonds would be used to address each of the following:

100%



# Anchors & Elevators

Q5-19: Now, please indicate whether you would be more or less likely to support a bond referendum based on each of the following:



# Crosstabulations

## Poll/Qualitative Questions:

Q1. Generally speaking, do you feel things in the City of Key West are headed in the right direction, or do you feel things in the City of Key West have gotten off on the wrong track?

	Gender		Party Reg			Age				Race				Voting (D4)				Unsu. /ref.	
	M	F	Dem	Rep	Other	18-34	35-49	50-64	65+	White	AA	His.	Oth.	Mail	Early	ED			
Total	108	259	42%	52%	117	78	65	39	65	80	75	207	16	23	13	66	73	104	15
(A)	(B)	(C)	(D)	(E)	(F)	(G)	(H)	(I)	(J)	(K)	(L)	(M)	(N)	(O)	(P)	(Q)	(R)		
Base	135	124	117	78	65	39	65	80	75	207	16	23	13	66	73	104	15		
Right direction	65	43	52	30	26	11	33	33	30	88	5	11	4	27	28	48	5		
42%	48%	35%	44%	39%	40%	30%	50%	42%	40%	43%	30%	46%	35%	41%	38%	46%	31%		
Wrong track	51	56	52	33	22	17	19	35	36	87	7	9	4	28	35	36	8		
41%	37%	45%	45%	42%	34%	43%	29%	43%	48%	42%	42%	38%	28%	42%	48%	34%	54%		
Unsure/refused	20	25	13	15	17	11	13	12	9	32	4	4	5	12	10	21	2		
17%	15%	20%	11%	19%	26%	27%	21%	15%	12%	15%	28%	16%	37%	17%	14%	20%	15%		



Q1. Generally speaking, do you feel things in the City of Key West are headed in the right direction, or do you feel things in the City of Key West have gotten off on the wrong track?

	Home/Busi. (D5)				Region		Call type				
	Yes KW (B)	Yes oth (C)	Bus. KW (D)	Hom. & Bus. (E)	No (F)	Unsur (G)	CCD1 (H)	CCD3 (I)	LL (J)	Cell (K)	
Base	259	102	2**	9	35	109	2**	78	181	13	246
Right direction	108	47	1	2	12	45	-	28	80	7	100
	42%	46%	49%	19%	35%	42%	-	36%	44%	54%	41%
Wrong track	106	43	1	5	17	39	-	33	74	3	103
	41%	43%	51%	57%	50%	36%	-	42%	41%	22%	42%
Unsure/refused	45	12	-	2	5	24	2	17	28	3	42
	17%	11%	-	24%	15%	22%B	100%	22%	15%	24%	17%



Q2. Next, I'd like to read you a possible city referendum that may be on the upcoming 2024 General Election ballot. After I read the language, please tell me if you would vote Yes for bonds or No against bonds, if the election were held today.

	Gender		Party Reg				Age				Race				Voting (D4)				Unsu. /ref.														
			Dem		Rep		18-34		35-49		50-64		65+		White		AA			His.		Oth.		Mail		Early		ED					
	(A)	(B)	(C)	(D)	(E)	(F)	(G)	(H)	(I)	(J)	(K)	(L)	(M)	(N)	(O)	(P)	(Q)	(R)		(S)	(T)	(U)	(V)	(W)	(X)	(Y)	(Z)	(AA)	(AB)	(AC)			
Base	259	135	124	117	78	65	39	65	80	75	207	16	23	13	66	73	104	15															
Definitely voting YES for bonds	86	46	40	43	25	18	12	18	26	29	74	5	6	1	26	22	34	4															
Leaning towards voting YES for bonds	61	27	34	29	15	17	8	17	20	16	44	5	10	2	17	19	24	1															
Leaning towards voting NO against bonds	27	12	15	10	11	7	6	10	6	5	23	1	-	2	6	9	11	1															
Definitely voting NO against bonds	46	30	16	15	19	12	2	15	15	14	34	3	5	4	8	16	17	6															
Unsure/refused	39	19	20	20	7	12	10	5	13	12	32	1	2	4	9	7	19	3															
Voting YES	147	73	74	72	41	34	21	35	46	45	118	10	16	3	43	41	58	5															
Voting NO	73	43	30	25	30	18	8	25	22	18	57	5	5	7	14	25	27	7															



Q2. Next, I'd like to read you a possible city referendum that may be on the upcoming 2024 General Election ballot. After I read the language, please tell me if you would vote Yes for bonds or No against bonds, if the election were held today.

	Home/Bus. (D5)										
	Yes KW (A)	Yes oth (B)	Bus. KW (C)	Home (D)	Hm. & Bus. (E)	No (F)	Unsur (G)	Region			Call type
								CCD1	CCD3	LL	Cell
Base	259	102	2**	9	35	109	2**	78	181	13	246
Definitely voting YES for bonds	86 33%	32 31%	1 51%	2 23%	9 27%	42 38%	-	24 31%	62 34%	3 19%	83 34%
Leaning towards voting YES for bonds	61 24%	29 28%	1 49%	4 45%	7 19%	21 19%	-	16 21%	45 25%	2 16%	59 24%
Leaning towards voting NO against bonds	27 10%	11 11%	-	1 12%	3 9%	11 11%	-	11 14%	16 9%	3 22%	24 10%
Definitely voting NO against bonds	46 18%	18 17%	-	-	12 34%FA	17 16%	-	13 16%	34 19%	3 24%	43 18%
Unsure/refused	39 15%	13 13%	-	2 19%	4 11%	18 17%	2 100%	14 18%	25 14%	2 18%	36 15%
Voting YES	147 57%	60 59%	2 100%	6 68%	16 46%	62 57%	-	40 52%	107 59%	5 36%	142 58%
Voting NO	73 28%	29 28%	-	1 12%	15 43%	28 26%	-	24 31%	49 27%	6 46%	67 27%

**Q3. Is your opinion of The City of Key West City Commission favorable or unfavorable?**

	Gender		Party Reg				Age				Race				Voting (D4)				Unsu. /ref.								
	Total		Dem		Rep		Other		50-64		65+		White		AA		His.			Oth.		Mail		Early		ED	
	(A)	(B)	(C)	(D)	(E)	(F)	(G)	(H)	(I)	(J)	(K)	(L)	(M)	(N)	(O)	(P)	(Q)	(R)		(S)	(T)	(U)	(V)	(W)	(X)	(Y)	(Z)
Base	259	135	124	117	78	65	39	65	80	75	207	16	23	13	66	73	104	15									
Very favorable	50	23	27	25	12	13	11	13	19	8	38	2	7	3	12	14	21	3									
	19%	17%	22%	21%	16%	20%	27%	20%	24%	11%	18%	16%	31%	23%	18%	19%	20%	21%									
Somewhat favorable	102	54	48	50	27	25	13	24	29	35	85	5	8	3	33	23	44	1									
	39%	40%	39%	43%	34%	39%	34%	38%	36%	47%	41%	33%	35%	26%	50%	PR	32%	43%	PR								
Somewhat unfavorable	40	23	18	15	13	13	7	13	8	13	29	5	5	2	9	13	14	5									
	16%	17%	14%	13%	16%	20%	19%	19%	10%	17%	14%	30%	22%	14%	13%	17%	14%	33%									
Very unfavorable	29	17	12	14	12	3	8	10	9	23	1	3	2	2	6	11	10	2									
	11%	12%	10%	12%	15%	5%	7%	12%	12%	12%	11%	7%	12%	15%	9%	15%	10%	15%									
Unsure/refused	37	18	19	13	14	10	5	7	14	11	32	2	-	3	6	12	14	4									
	14%	13%	15%	11%	18%	15%	13%	11%	18%	14%	15%	13%	-	23%	10%	17%	14%	25%									
Favorable	152	77	75	75	39	38	24	37	49	43	123	8	15	6	45	37	66	4									
	59%	57%	61%	64%	50%	59%	62%	57%	60%	57%	59%	49%	66%	49%	69%	PR	51%	63%	PR								
Unfavorable	70	39	30	29	24	16	10	21	18	22	52	6	8	4	14	24	24	7									
	27%	29%	24%	25%	31%	25%	25%	32%	22%	29%	25%	37%	34%	28%	22%	33%	23%	48%									

**Q3. Is your opinion of The City of Key West City Commission favorable or unfavorable?**

	Home/Bus. (D5)													
	Yes			Home/Bus.			Unsur			Region			Call type	
	Total	(B)	(C)	(D)	(E)	(F)	(G)	(H)	(I)	(J)	(K)	LL	Cell	
Base	259	102	2**	9	35	109	2**	78	181	13	246			
Very favorable	50	15	-	2	9	24	-	19	31	4	47			
	19%	15%	-	21%	26%	22%	-	25%	17%	29%	19%			
Somewhat favorable	102	48	1	4	7	41	1	30	72	6	96			
	39%E	47%E	49%	43%	21%	37%	44%	38%	40%	44%	39%			
Somewhat unfavorable	40	14	1	-	7	18	-	8	32	1	40			
	16%	13%	51%	-	21%	17%	-	11%	18%	6%	16%			
Very unfavorable	29	10	-	1	8	10	-	10	19	1	28			
	11%	10%	-	10%	24%BFA	9%	-	12%	11%	7%	11%			
Unsure/refused	37	16	-	2	3	15	1	11	26	2	35			
	14%	15%	-	25%	8%	14%	56%	14%	14%	14%	14%			
Favorable	152	63	1	6	16	65	1	49	104	10	143			
	59%	62%	49%	65%	47%	60%	44%	63%	57%	73%	58%			
Unfavorable	70	23	1	1	16	29	-	18	52	2	68			
	27%	23%	51%	10%	45%BF	26%	-	23%	28%	13%	28%			



Now, please indicate whether you would be more or less likely to support a bond referendum if the bonds would be used to address each of the following:

**Q4. Replace an obsolete fire station**

	Gender		Party Reg				Age				Race				Voting (D4)				Unsu. /ref.									
	M		Dem		Other		18-34		35-49		50-64		65+		White		His.			Oth.		Mail		Early		ED		
	(A)	(B)	(C)	(D)	(E)	(F)	(G)	(H)	(I)	(J)	(K)	(L)	(M)	(N)	(O)	(P)	(Q)	(R)		(S)	(T)	(U)	(V)	(W)	(X)	(Y)	(Z)	
Base	135	124	117	78	65	39	65	80	75	207	16	23	13	66	73	104	15											
Much more likely	77	34	43	36	25	16	13	19	26	19	61	6	7	3	28	21	27	2										
	30%	25%	35%	31%	33%	25%	34%	29%	33%	25%	29%	37%	32%	23%	42%	28%	26%	12%										
Somewhat more likely	53	31	22	24	12	17	11	15	13	14	38	6	7	2	16	21	13	2										
	20%	23%	17%	20%	16%	26%	29%	23%	16%	19%	18%	37%	31%	16%	25%	28%	13%	14%										
Somewhat less likely	42	26	17	18	16	9	5	13	10	14	36	1	3	2	6	13	21	3										
	16%	19%	14%	15%	20%	14%	14%	20%	13%	18%	18%	6%	11%	19%	9%	18%	20%	17%										
Much less likely	56	29	26	27	14	15	7	14	17	18	48	-	5	3	10	11	28	6										
	21%	22%	21%	23%	18%	23%	18%	22%	21%	24%	23%	-	21%	21%	15%	15%	27%	42%	OP									
Unsure/refused	31	15	17	13	10	8	2	4	14	10	25	3	1	3	6	8	15	2										
	12%	11%	13%	11%	13%	12%	6%	7%	18%	14%	12%	20%	5%	20%	9%	11%	14%	15%										
More likely	130	65	65	59	38	33	24	33	39	33	98	11	15	5	44	41	40	4										
	50%	48%	52%	51%	49%	51%	62%	51%	48%	44%	48%	74%	63%	39%	67%	56%	39%	26%										
Less likely	98	55	43	44	30	24	12	27	27	31	84	1	8	5	16	24	49	9										
	38%	41%	35%	38%	38%	37%	32%	42%	34%	42%	41%	6%	32%	41%	24%	32%	47%	59%										

City of Key West Survey — January 30, 2024

Clearview Polling and Research, LLC 906 Thomasville Road, Tallahassee, Florida 32303 T 850.681.8530 http://clearview-research.com

**Q4. Replace an obsolete fire station**

	Home/Busi. (D5)											
	Yes			Home/Busi.			Unsur			Region		
	Total	Yes	Busi.	oth	Bus.	No	Unsur	CCD1	CCD3	LL	Cell	
(A)	(B)	(C)	(D)	(E)	(F)	(G)	(H)	(I)	(J)	(K)		
<b>Base</b>	259	102	2**	9	35	109	2**	78	181	13	246	
<b>Much more likely</b>	77	29	-	2	10	36	-	29	48	3	74	
	30%	28%	-	22%	28%	33%	-	37%	27%	23%	30%	
<b>Somewhat more likely</b>	53	16	1	3	7	26	-	12	41	1	52	
	20%	16%	49%	32%	19%	24%	-	15%	23%	6%	21%	
<b>Somewhat less likely</b>	42	24	-	1	4	12	1	11	31	4	38	
	16%	23%	F	16%	12%	11%	44%	14%	17%	32%	16%	
<b>Much less likely</b>	56	18	-	3	12	22	-	11	45	3	53	
	21%	18%	-	30%	34%	21%	-	14%	25%	20%	22%	
<b>Unsure/refused</b>	31	15	1	-	2	12	1	15	16	3	29	
	12%	15%	51%	-	6%	11%	56%	19%	9%	20%	12%	
<b>More likely</b>	130	45	1	5	17	62	-	41	89	4	126	
	50%	44%	49%	54%	48%	57%	-	52%	49%	28%	51%	
<b>Less likely</b>	98	42	-	4	16	35	1	22	76	7	91	
	38%	41%	-	46%	46%	32%	44%	28%	42%	52%	37%	

**Q5. Reduce emergency and 911 fire services response times**

	Gender		Party Reg				Age				Race				Voting (D4)				Unsu. /ref.
	M	F	Dem	Rep	Other	18-34	35-49	50-64	65+	White	AA	His.	Oth.	Mail	Early	ED			
	(A)	(B)	(C)	(D)	(E)	(F)	(G)	(H)	(I)	(J)	(K)	(L)	(M)	(N)	(O)	(P)	(Q)	(R)	
Base	135	124	117	78	65	39	65	80	75	207	16	23	13	66	73	104	15		
Much more likely	108 42%	46 34%	49 50%B	32 42%	28 41%	43%	19 48%	30 46%	29 36%	31 41%	87 42%	9 58%	9 38%	4 30%	32 43%	32 36%	38 45%	7	
Somewhat more likely	59 23%	26 21%	28 24%	15 20%	15 23%	23%	9 23%	8 13%	21 27%	20 27%H	52 25%	1 8%	4 15%	2 14%	17 25%	15 20%	27 26%	1 5%	
Somewhat less likely	27 10%	13 9%	14 11%	6 12%	6 10%	8%	7 18%	8 12%	6 8%	6 8%	18 9%	1 6%	6 27%KA	2 12%	7 9%	7 12%	1 7%	1 7%	
Much less likely	36 14%	25 19%C	11 9%	14 18%	11 17%	9%	3 9%	10 16%	15 19%	7 10%	26 13%	2 14%	5 20%	3 22%	6 9%	11 15%	15 14%	4 26%	
Unsure/refused	29 11%	18 13%	14 9%	10 13%	5 7%	3%	1 3%	9 14%	8 10%	11 14%	24 12%	2 13%	-	3 22%M	5 7%	9 12%	13 12%	3 17%	
More likely	167 65%	79 59%	88 71%	47 60%	43 66%	66%	27 71%	38 58%	51 63%	51 68%	139 67%	10 66%	12 53%	6 44%	49 73%	47 64%	64 62%	8 50%	
Less likely	63 24%	38 28%	25 20%	21 26%	17 26%	26%	10 26%	18 28%	21 27%	13 17%	44 21%	3 21%	11 47%KA	4 34%	13 19%	18 24%	27 26%	5 33%	



**Q5. Reduce emergency and 911 fire services response times**

	Home/Busi. (D5)														
	Yes			Home/Busi.			Hm. & Bus.			Region			Call type		
	Total	Yes	oth	Yes	Bus.	Hm. & Bus.	No	Unsur	CCD1	CCD3	LL	Cell	LL	Cell	
(A)	(B)	(C)	(D)	(E)	(F)	(G)	(H)	(I)	(J)	(K)	(L)	(M)	(N)	(O)	
Base	259	102	2**	9	35	109	2**	78	181	13	246				
Much more likely	108	38	1	2	14	53	-	36	72	4	104				
	42%	37%	51%	22%	41%	49%	-	46%	40%	29%	42%				
Somewhat more likely	59	28	1	2	5	22	-	15	44	8	51				
	23%	28%	49%	18%	15%	21%	-	19%	24%	58%KA	21%				
Somewhat less likely	27	14	-	1	-	11	1	5	22	-	27				
	10%	13%E	-	16%E	-	10%	44%	7%	12%	-	11%				
Much less likely	36	7	-	2	12	15	-	12	24	-	36				
	14%	7%	-	21%	35%BF	13%	-	16%	13%	-	15%				
Unsure/refused	29	15	-	2	3	7	1	10	19	2	27				
	11%	15%	-	24%	9%	7%	56%	12%	11%	13%	11%				
More likely	167	66	2	4	19	76	-	50	117	12	155				
	65%	65%	100%	40%	56%	70%	-	65%	64%	87%	63%				
Less likely	63	21	-	3	12	26	1	18	45	-	63				
	24%J	21%	-	36%	35%	24%	44%	23%	25%	-	26%J				

Q6. Ensure safe, separate pathways for pedestrians and bicycles

	Gender		Party Reg			Age					Race					Voting (D4)				Unsu. /ref.
	M	F	Dem	Rep	Other	18-34	35-49	50-64	65+	White	AA	His.	Oth.	Mail	Early	ED				
	(A)	(B)	(C)	(D)	(E)	(F)	(G)	(H)	(I)	(J)	(K)	(L)	(M)	(N)	(O)	(P)	(Q)	(R)		
Base	259	135	124	117	78	65	39	65	80	75	207	16	23	13	66	73	104	15		
Much more likely	134	65	69	60	36	39	26	30	40	39	106	11	14	3	39	33	54	9		
	52%	49%	55%	51%	47%	59%	66%	46%	50%	51%	51%	72%	60%	23%	59%	45%	51%	57%		
Somewhat more likely	58	28	30	31	16	10	8	19	16	16	47	2	5	4	15	21	20	2		
	22%	21%	24%	27%	21%	16%	20%	29%	20%	21%	23%	15%	22%	28%	23%	28%	19%	16%		
Somewhat less likely	20	11	8	9	5	6	3	6	5	6	16	1	1	2	2	5	11	2		
	8%	8%	7%	8%	6%	9%	8%	9%	6%	8%	8%	7%	6%	12%	3%	6%	10%	13%		
Much less likely	38	25	12	14	18	6	1	11	14	11	32	1	3	2	8	13	14	2		
	15%	19%	10%	12%	23%	9%	4%	17%	17%	15%	15%	6%	12%	15%	12%	18%	14%	15%		
Unsure/refused	10	5	5	3	3	4	1	-	5	4	7	-	-	3	2	2	6	-		
	4%	3%	4%	2%	4%	6%	3%	-	6%	5%	3%	-	-	22%	3%	3%	6%	-		
More likely	192	93	99	91	52	49	33	48	56	54	153	13	19	7	54	53	73	11		
	74%	69%	79%	78%	67%	75%	86%	74%	70%	72%	74%	86%	82%	51%	82%	73%	70%	72%		
Less likely	57	37	21	23	22	12	5	17	19	17	47	2	4	3	10	18	25	4		
	22%	27%	17%	20%	29%	18%	12%	26%	24%	23%	23%	14%	18%	27%	15%	24%	24%	28%		

**Q6. Ensure safe, separate pathways for pedestrians and bicycles**

	Home/Busi. (D5)											Region		Call type		
	Yes		Bus.		Hm. &		No		Unsur		CCD3		LL		Cell	
	(A)	(B)	(C)	(D)	(E)	(F)	(G)	(H)	(I)	(J)	(K)	(L)	(M)	(N)	(O)	(P)
Base	259	102	2**	9	35	109	2**	78	181	13	246					
Much more likely	134	48	1	4	16	66	-	42	92	4	130					
	52%	46%	51%	42%	45%	61%	-	54%	51%	28%	53%					
Somewhat more likely	58	23	1	4	5	25	1	19	38	3	55					
	22%	22%	49%	38%	14%	23%	44%	25%	21%	24%	22%					
Somewhat less likely	20	9	-	1	2	7	-	2	18	-	20					
	8%	9%	-	8%	6%	7%	-	3%	10%	-	8%					
Much less likely	38	20	-	-	11	6	-	10	27	5	33					
	15%F	19%F	-	-	33%FA	6%	-	13%	15%	36%KA	13%					
Unsure/refused	10	3	-	1	1	4	1	4	6	2	8					
	4%	3%	-	12%	3%	4%	56%	5%	3%	13%	3%					
More likely	192	70	2	8	20	91	1	61	130	7	185					
	74%	69%	100%	81%	59%	84%BE	44%	79%	72%	52%	75%					
Less likely	57	29	-	1	13	14	-	12	45	5	52					
	22%	28%F	-	8%	39%FA	13%	-	16%	25%	36%	21%					

**Q7. Improve surfaces of local roads**

	Gender				Party Reg				Age				Race				Voting (D4)																					
	M		F		Dem		Rep		Other		18-34		35-49		50-64		65+		White		AA		His.		Oth.		Mail		Early		ED		Unsu./ref.					
	(A)	(B)	(C)	(D)	(E)	(F)	(G)	(H)	(I)	(J)	(K)	(L)	(M)	(N)	(O)	(P)	(Q)	(R)	(S)	(T)	(U)	(V)	(W)	(X)	(Y)	(Z)	(AA)	(AB)	(AC)	(AD)	(AE)	(AF)						
Base	259	135	124	117	78	65	39	65	80	75	207	16	23	13	66	73	104	15																				
Much more likely	134	71	64	69	33	32	23	30	43	38	109	9	13	4	36	34	54	9																				
	52%	52%	51%	59%	43%	49%	60%	46%	54%	50%	53%	57%	55%	30%	55%	47%	52%	63%																				
Somewhat more likely	65	34	31	22	24	20	6	20	18	21	58	4	1	2	17	24	22	2																				
	25%	25%	25%	19%	31%	30%	16%	31%	22%	28%	28%	27%	6%	12%	26%	33%	21%	13%																				
Somewhat less likely	25	12	13	12	6	7	5	6	7	8	14	2	7	2	5	8	11	1																				
	10%	9%	10%	10%	7%	11%	12%	10%	8%	10%	7%	16%	29%	12%	7%	11%	11%	7%																				
Much less likely	26	13	13	11	11	4	3	8	8	7	23	-	1	2	6	5	12	3																				
	10%	10%	11%	10%	14%	7%	7%	13%	10%	10%	11%	-	6%	17%	9%	7%	12%	17%																				
Unsure/refused	8	5	4	2	4	2	2	-	4	2	4	-	1	4	2	2	5	-																				
	3%	4%	3%	2%	5%	3%	6%	-	6%	2%	2%	-	5%	29%	3%	4%	-	-																				
More likely	200	105	95	91	57	51	30	50	61	59	167	13	14	5	54	58	76	11																				
	77%	78%	76%	78%	74%	79%	76%	78%	76%	78%	80%	84%	61%	42%	81%	79%	73%	76%																				
Less likely	51	25	26	24	16	11	7	14	15	15	37	2	8	4	11	13	23	4																				
	20%	19%	21%	20%	21%	17%	18%	22%	18%	20%	18%	16%	34%	29%	16%	18%	22%	24%																				

Q7. Improve surfaces of local roads

	Home/Busi. (D5)										
	Yes			Hm. &			Region		Call type		
	(A)	(B)	(C)	(D)	(E)	(F)	(G)	(H)	(I)	(J)	(K)
	Total	KW	oth	KW	Bus.	No	Unsur	CCD1	CCD3	LL	Cell
	(A)	(B)	(C)	(D)	(E)	(F)	(G)	(H)	(I)	(J)	(K)
Base	259	102	2**	9	35	109	2**	78	181	13	246
Much more likely	134	50	-	4	15	64	1	42	93	6	128
	52%	49%	-	41%	43%	59%	56%	54%	51%	48%	52%
Somewhat more likely	65	33	1	2	9	20	1	19	46	3	62
	25%	32% <b>F</b>	49%	20%	26%	18%	44%	24%	26%	22%	25%
Somewhat less likely	25	8	1	1	2	12	-	3	22	2	23
	10%	8%	51%	16%	6%	11%	-	4%	12%	16%	9%
Much less likely	26	7	-	1	9	9	-	9	17	1	25
	10%	7%	-	12%	25% <b>BFA</b>	8%	-	11%	10%	8%	10%
Unsure/refused	8	4	-	1	-	3	-	5	3	1	8
	3%	4%	-	12%	-	3%	-	7% <b>I</b>	2%	6%	3%
More likely	200	83	1	6	24	84	2	60	139	9	190
	77%	81%	49%	60%	69%	77%	100%	78%	77%	69%	77%
Less likely	51	15	1	3	11	21	-	12	39	3	48
	20%	15%	51%	28%	31% <b>B</b>	20%	-	15%	22%	25%	19%

**Q8. Upgrade and enrich existing community centers and cultural facilities**

	Gender		Party Reg				Age				Race				Voting (D4)			
	Total		Dem	Rep	Other	18-34	35-49	50-64	65+	White	AA	His.	Oth.	Mail	Early	ED	Unsu.	
	(A)	(B)	(C)	(D)	(E)	(F)	(G)	(H)	(I)	(J)	(K)	(L)	(M)	(N)	(O)	(P)	(Q)	(R)
Base	259	135	124	117	78	65	39	80	75	207	16	23	13	66	73	104	15	
Much more likely	104	51	53	50	28	26	24	27	29	24	79	10	5	33	27	39	4	
	40%	38%	43%	43%	36%	40%	61%	42%	36%	33%	38%	65%	44%	37%	50%	37%	29%	
Somewhat more likely	58	28	31	32	12	14	5	16	15	23	47	3	7	1	13	20	2	
	22%	20%	25%	28%	15%	22%	12%	24%	19%	30%	23%	20%	30%	5%	20%	27%	15%	
Somewhat less likely	39	24	14	13	12	14	6	8	13	11	34	-	3	1	7	9	2	
	15%	18%	12%	11%	15%	22%	16%	12%	17%	15%	17%	-	14%	7%	10%	12%	13%	
Much less likely	40	22	17	15	18	6	3	12	12	14	33	1	3	3	9	16	4	
	15%	17%	14%	13%	23%	10%	7%	18%	14%	18%	16%	6%	12%	24%	14%	21%	10%	
Unsure/refused	19	9	9	6	8	5	1	2	12	4	14	1	-	4	2	11	2	
	7%	7%	7%	5%	10%	7%	3%	3%	14%	5%	7%	8%	-	27%	3%	10%	14%	
More likely	162	79	84	83	40	40	29	43	44	47	126	13	17	5	46	47	7	
	63%	58%	67%	71%	51%	62%	74%	66%	55%	63%	61%	85%	74%	42%	70%	64%	44%	
Less likely	78	47	32	28	30	20	9	20	25	24	67	1	6	4	16	24	6	
	30%	35%	25%	24%	39%	31%	24%	30%	31%	33%	32%	6%	26%	31%	24%	33%	30%	

## Q8. Upgrade and enrich existing community centers and cultural facilities

	Home/Bus. (D5)											Region			Call type	
	Total KW		Yes oth		Bus. KW		Hm. & Bus.		No		Unsur		CCD1	CCD3	LL	Cell
	(A)	(B)	(C)	(D)	(E)	(F)	(G)	(H)	(I)	(J)	(K)	(L)	(M)	(N)	(O)	(P)
Base	259	102	2**	9	35	109	2**	78	181	13	246					
Much more likely	104	35	1	2	11	55	-	38	67	5	99					
	40%	34%	51%	18%	31%	51%BE	-	48%	37%	36%	40%					
Somewhat more likely	58	28	-	2	5	23	-	9	49	4	54					
	22%H	27%	-	20%	16%	21%	-	12%	27%H	32%	22%					
Somewhat less likely	39	19	1	1	4	13	-	12	27	1	38					
	15%	19%	49%	16%	12%	12%	-	16%	15%	6%	15%					
Much less likely	40	15	-	2	13	9	-	10	30	3	37					
	15%	15%	-	23%	38%BFA	8%	-	13%	16%	20%	15%					
Unsure/refused	19	5	-	2	1	8	2	9	9	9	18					
	7%	5%	-	24%BE	3%	8%	100%	12%	5%	6%	7%					
More likely	162	63	1	4	16	79	-	47	116	9	153					
	63%	61%	51%	38%	47%	73%DE	-	60%	64%	68%	62%					
Less likely	78	35	1	4	17	21	-	22	56	3	75					
	30%	34%F	49%	38%	50%FA	20%	-	28%	31%	26%	30%					

Q9. Beautify and expand green spaces and recreational parks

	Gender		Party Reg				Age				Race				Voting (D4)				Unsu. /ref. (R)
	M	F	Dem	Rep	Other	18-34	35-49	50-64	65+	White	AA	His.	Oth.	Mail	Early	ED			
	(A)	(B)	(C)	(D)	(E)	(F)	(G)	(H)	(I)	(J)	(K)	(L)	(M)	(N)	(O)	(P)	(Q)		
Base	259	135	124	117	78	65	39	80	75	207	16	23	13	66	73	104	15		
Much more likely	116	53	63	59	26	31	22	26	34	34	91	8	11	6	39	31	40	6	
	45%	40%	51%	51%E	33%	48%	56%	41%	43%	45%	44%	51%	48%	44%	59%Q	42%	38%	43%	
Somewhat more likely	59	32	26	24	23	12	11	14	19	15	49	2	6	2	13	14	29	2	
	23%	24%	21%	21%	29%	18%	29%	21%	24%	20%	24%	13%	26%	12%	20%	20%	28%	14%	
Somewhat less likely	23	16	7	14	3	6	2	8	8	5	19	2	1	1	5	7	10	1	
	9%	12%	6%	12%	4%	9%	5%	13%	9%	7%	9%	14%	6%	7%	10%	10%	5%	5%	
Much less likely	48	25	22	16	19	12	3	14	14	17	38	3	5	2	8	17	18	5	
	18%	19%	18%	14%	25%	19%	8%	22%	17%	22%	18%	22%	20%	15%	12%	23%	17%	32%	
Unsure/refused	13	8	6	3	6	4	1	2	5	4	10	-	-	3	2	4	7	1	
	5%	6%	4%	2%	8%	6%	3%	4%	7%	6%	5%	-	-	22%KMA	3%	5%	6%	7%	
More likely	175	86	89	84	48	43	33	40	53	49	140	10	17	7	52	45	69	9	
	68%	64%	72%	72%	62%	66%	85%HJ	62%	66%	65%	68%	64%	74%	57%	78%P	62%	66%	56%	
Less likely	71	41	30	30	23	18	5	22	21	22	56	6	6	3	13	24	29	6	
	27%	31%	24%	28%	29%	28%	13%	35%G	27%	30%	27%	36%	26%	21%	19%	33%	27%	37%	



**Q9. Beautify and expand green spaces and recreational parks**

	Home/Bus. (D5)											Region		Call type		
	Yes		Bus.		Hm. &		No		Unsur		CCD3		LL		Cell	
	(A)	(B)	(C)	(D)	(E)	(F)	(G)	(H)	(I)	(J)	(K)	(L)	(M)	(N)	(O)	(P)
Base	259	102	2**	9	35	109	2**	78	181	13	246					
Much more likely	116	42	1	4	18	51	1	36	80	5	111					
	45%	41%	51%	42%	53%	47%	44%	46%	44%	36%	45%					
Somewhat more likely	59	24	1	1	4	29	-	19	40	3	56					
	23%	23%	49%	8%	11%	27%	-	24%	22%	19%	23%					
Somewhat less likely	23	10	-	1	1	11	-	4	20	2	21					
	9%	10%	-	16%	3%	10%	-	5%	11%	15%	9%					
Much less likely	48	20	-	2	11	15	-	14	34	3	45					
	18%	19%	-	23%	32%F	14%	-	18%	19%	23%	18%					
Unsure/refused	13	7	-	1	1	3	1	6	8	1	12					
	5%	7%	-	12%	2%	3%	56%	7%	4%	6%	5%					
More likely	175	65	2	5	22	80	1	55	120	7	167					
	68%	64%	100%	50%	63%	74%	44%	70%	66%	56%	68%					
Less likely	71	30	-	4	12	26	-	17	54	5	66					
	27%	29%	-	38%	35%	24%	-	22%	30%	38%	27%					

**Q10. Reduce flooding in local roadways and properties**

	Gender		Party Reg				Age				Race				Voting (D4)																		
	M		Dem		Rep		Other		18-34		35-49		50-64		65+		White		AA		His.		Oth.		Mail		Early		ED		Unsu.		
	(A)	(B)	(C)	(D)	(E)	(F)	(G)	(H)	(I)	(J)	(K)	(L)	(M)	(N)	(O)	(P)	(Q)	(R)	(S)	(T)	(U)	(V)	(W)	(X)	(Y)	(Z)	(AA)	(AB)	(AC)	(AD)			
Base	259	135	124	117	78	65	39	65	80	75	207	16	23	13	66	73	104	15															
Much more likely	149	71	78	78	38	33	27	33	46	44	122	10	14	3	47	41	55	7															
	58%N	53%	63%	67%E	49%	52%	68%	51%	58%	58%	59%N	67%N	61%N	23%	70%Q	56%	53%	44%															
Somewhat more likely	55	30	25	20	18	16	7	16	17	15	47	3	4	1	10	22	18	5															
	21%	22%	20%	18%	24%	25%	18%	24%	22%	20%	23%	21%	17%	7%	15%	30%O	17%	32%															
Somewhat less likely	21	12	9	5	8	8	3	8	5	5	17	-	1	3	4	3	14	-															
	8%	9%	7%	4%	10%	13%D	8%	12%	6%	7%	8%	-	6%	21%	6%	5%	13%	-															
Much less likely	22	14	8	8	11	3	2	6	7	7	13	2	3	5	3	5	11	2															
	9%	10%	7%	7%	14%	5%	5%	10%	9%	9%	6%	13%	12%	36%KA	5%	7%	11%	16%															
Unsure/refused	12	7	4	6	2	4	-	2	5	4	9	-	1	2	3	2	6	1															
	4%	6%	3%	5%	3%	5%	-	3%	6%	6%	4%	-	4%	13%	4%	2%	6%	7%															
More likely	204	101	103	98	56	50	34	48	64	59	168	14	18	4	57	63	73	12															
	79%N	75%	83%	84%	73%	77%	86%	75%	79%	78%	81%N	87%N	79%N	30%	85%Q	85%Q	70%	77%															
Less likely	43	26	17	12	19	12	5	14	12	12	30	2	4	7	7	9	25	2															
	17%	19%	14%	11%	25%D	18%	14%	22%	15%	16%	14%	13%	18%	56%KL	10%	12%	24%O	16%															

**Q10. Reduce flooding in local roadways and properties**

	Home/Busi. (D5)										Region				Call type			
	Yes		Bus.		Hm. &		No		Unsur		CCD1		CCD3		LL		Cell	
	(A)	(B)	(C)	(D)	(E)	(F)	(G)	(H)	(I)	(J)	(K)	(L)	(M)	(N)	(O)	(P)	(Q)	(R)
Base	259	102	2**	9	35	109	2**	78	181	13	246							
Much more likely	149	61	1	3	15	70	-	47	102	6	144							
	58%	60%	51%	29%	43%	64%	DE	61%	56%	42%	58%							
Somewhat more likely	55	21	1	4	9	20	-	13	42	4	51							
	21%	21%	49%	48%	25%	18%	-	17%	23%	29%	21%							
Somewhat less likely	21	9	-	1	1	9	1	5	16	1	20							
	8%	9%	-	12%	3%	9%	44%	6%	9%	8%	8%							
Much less likely	22	8	-	1	8	5	-	8	15	1	21							
	9%	8%	-	12%	24%	5%	-	10%	8%	8%	9%							
Unsure/refused	12	4	-	-	2	5	1	5	7	2	10							
	4%	4%	-	-	6%	5%	56%	6%	4%	13%	4%							
More likely	204	82	2	7	24	89	-	60	144	10	195							
	79%	80%	100%	76%	68%	82%	-	77%	79%	71%	79%							
Less likely	43	17	-	2	9	15	1	13	31	2	41							
	17%	16%	-	24%	26%	13%	44%	16%	17%	16%	17%							

Q11. Prepare for sea level rise

	Gender				Party Reg				Age				Race				Voting (D4)				Unsu. /ref.
	M		F		Dem	Rep	Other	18-34	35-49	50-64	65+	White	AA	His.	Oth.	Mail	Early	ED			
	(A)	(B)	(C)	(D)	(E)	(F)	(G)	(H)	(I)	(J)	(K)	(L)	(M)	(N)	(O)	(P)	(Q)	(R)			
Base	259	135	124	117	78	65	39	65	80	75	207	16	23	13	66	73	104	15			
Much more likely	136	61	76	73	30	34	27	35	36	38	109	11	12	4	41	40	47	9			
	53%E	45%	61%B	62%E	38%	52%	69%I	54%	45%	51%	52%	73%N	54%	30%	62%Q	55%	45%	57%			
Somewhat more likely	53	33	20	22	19	12	8	9	17	19	47	2	4	-	14	14	22	3			
	20%	24%	16%	19%	24%	19%	19%	15%	21%	25%	23%	14%	18%	-	21%	19%	21%	20%			
Somewhat less likely	20	12	8	7	9	4	1	11	7	2	16	1	3	-	5	8	8	-			
	8%	9%	6%	6%	12%	6%	3%	17%JA	8%	2%	8%	6%	13%	-	7%	10%	7%	-			
Much less likely	31	21	11	9	11	11	2	6	13	10	21	1	4	6	3	11	15	3			
	12%	15%	9%	8%	15%	16%	5%	9%	16%	14%	10%	6%	16%	48%KLA	5%	15%	14%	17%			
Unsure/refused	18	8	10	5	9	4	1	4	7	6	15	-	-	3	3	1	13	1			
	7%	6%	8%	5%	11%	6%	3%	5%	9%	8%	7%	-	-	22%MA	5%	1%	12%P	7%			
More likely	189	94	96	95	49	46	35	45	53	57	155	14	17	4	55	54	69	12			
	73%N	69%	77%	81%E	62%	71%	89%HI	69%	66%	76%	75%N	87%N	72%N	30%	83%Q	74%	66%	77%			
Less likely	52	33	18	16	20	15	3	17	20	12	37	2	7	6	8	18	23	3			
	20%	25%	15%	14%	26%	23%	8%	26%	25%	16%	18%	13%	28%	48%KA	12%	25%	22%	17%			

**Q11. Prepare for sea level rise**

	Home/Busi. (D5)												
	Yes Bus. oth			Hm. & Bus.			No Unsur			Region		Call type	
	(A)	(B)	(C)	(D)	(E)	(F)	(G)	(H)	(I)	(J)	(K)	(L)	(M)
Base	259	102	2**	9	35	109	2**	78	181	13	246		
Much more likely	136	50	1	3	16	66	-	44	92	5	131		
	53%	49%	51%	30%	47%	60%	-	57%	51%	41%	53%		
Somewhat more likely	53	22	1	1	7	23	-	13	40	3	50		
	20%	21%	49%	8%	19%	21%	-	17%	22%	20%	20%		
Somewhat less likely	20	10	-	1	3	6	-	4	17	1	19		
	8%	10%	-	16%	7%	6%	-	5%	9%	7%	8%		
Much less likely	31	15	-	1	8	7	1	13	19	2	29		
	12%	14%	-	12%	24%F	6%	44%	16%	10%	18%	12%		
Unsure/refused	18	5	-	3	1	7	1	4	14	2	16		
	7%	5%	-	34%BEF	3%	7%	56%	6%	8%	14%	7%		
More likely	189	72	2	4	23	89	-	57	132	8	181		
	73%D	71%	100%	38%	66%	81%D	-	74%	73%	61%	74%		
Less likely	52	25	-	3	11	13	1	16	35	3	48		
	20%	24%F	-	28%	31%F	12%	44%	21%	20%	25%	20%		

Q12. Decrease damage from increased winds and storm surge

	Gender		Party Reg				Age					Race				Voting (D4)				Unsu. /ref.
	F		Dem	Rep	Other	18-34	35-49	50-64	65+	White	AA	His.	Oth.	Mail	Early	ED	(R)			
	(A)	(B)	(C)	(D)	(E)	(F)	(G)	(H)	(I)	(J)	(K)	(L)	(M)	(N)	(O)	(P)		(Q)		
Base	259	135	124	117	78	65	39	65	80	75	207	16	23	13	66	73	104	15		
Much more likely	127	60	68	65	32	30	25	28	41	34	99	11	13	4	41	32	44	9		
	49%	44%	54%	56%	41%	47%	64%	42%	51%	45%	48%	73%	55%	30%	63%	44%	42%	62%		
Somewhat more likely	63	35	29	27	19	17	11	16	19	18	56	1	3	3	12	23	26	3		
	24%	26%	23%	23%	25%	26%	28%	25%	23%	24%	27%	7%	15%	21%	18%	31%	25%	22%		
Somewhat less likely	20	15	5	8	8	4	1	10	2	7	17	-	1	1	4	7	9	-		
	8%	11%	4%	7%	10%	6%	2%	15%	3%	9%	8%	-	6%	7%	6%	9%	9%	-		
Much less likely	30	14	15	10	12	8	1	7	8	13	19	2	6	3	7	9	12	2		
	11%	10%	12%	8%	15%	12%	3%	1.1%	10%	1.7%	9%	13%	24%	20%	10%	12%	11%	16%		
Unsure/refused	19	12	8	6	8	6	1	4	10	3	15	1	-	3	3	3	13	-		
	7%	9%	6%	5%	10%	9%	3%	7%	13%	5%	7%	7%	-	22%	4%	4%	13%	-		
More likely	191	94	96	93	51	47	36	43	59	52	155	12	16	7	53	55	70	13		
	74%	70%	77%	80%	65%	73%	92%	67%	74%	69%	75%	80%	70%	51%	80%	75%	67%	84%		
Less likely	49	29	20	18	19	12	2	17	10	20	37	2	7	3	10	16	21	2		
	19%	21%	16%	15%	25%	18%	5%	26%	13%	26%	18%	13%	30%	27%	16%	21%	20%	16%		

Q12. Decrease damage from increased winds and storm surge

	Home/Busi. (D5)												
	Yes						No						
	KW		oth		Bus.		Hm. & Bus.		Unsur		Region		
Total	(A)	(B)	(C)	(D)	(E)	(F)	(G)	(H)	(I)	(J)	(K)	Call type	
												LL	Cell
Base	259	102	2**	9	35	109	2**	78	181	13	246		
Much more likely	127	52	1	3	16	55	-	39	89	5	122		
	49%	51%	51%	31%	46%	51%	-	50%	49%	36%	50%		
Somewhat more likely	63	23	1	1	7	31	1	20	44	4	60		
	24%	22%	49%	12%	21%	28%	44%	25%	24%	26%	24%		
Somewhat less likely	20	8	-	2	2	7	-	7	12	1	18		
	8%	8%	-	23%	6%	7%	-	10%	7%	11%	7%		
Much less likely	30	12	-	-	8	10	-	4	26	1	29		
	11%	11%	-	-	24%	9%	-	5%	14%	7%	12%		
Unsure/refused	19	8	-	3	1	6	1	8	11	3	17		
	7%	8%	-	34%	5%	6%	56%	11%	6%	20%	7%		
							A						
More likely	191	74	2	4	23	86	1	58	132	8	182		
	74%	73%	100%	42%	67%	79%	44%	75%	73%	63%	74%		
Less likely	49	20	-	2	10	17	-	11	38	2	47		
	19%	19%	-	23%	30%	15%	-	14%	21%	18%	19%		

**Q13. Reduce traffic congestion**

	Gender				Party Reg				Age				Race				Voting (D4)			
	M		F		Dem	Rep	Other	18-34	35-49	50-64	65+	White	AA	His.	Oth.	Mail	Early	ED	Unsu. /ref.	
	(A)	(B)	(C)	(D)	(E)	(F)	(G)	(H)	(I)	(J)	(K)	(L)	(M)	(N)	(O)	(P)	(Q)	(R)	(R)	
Base	135	124	117	78	65	39	65	80	75	207	16	23	13	66	73	104	15			
Much more likely	51	64	53	30	32	19	27	33	37	91	10	12	2	37	27	44	7			
	44%N	38%	52%B	46%	38%	50%	48%	41%	50%	44%N	65%N	50%N	14%	56%P	37%	43%	44%			
Somewhat more likely	34	20	26	14	14	11	13	15	14	42	3	6	2	13	18	18	4			
	25%	16%	23%	18%	21%	28%	21%	19%	19%	20%	21%	26%	15%	20%	25%	17%	27%			
Somewhat less likely	18	16	16	10	8	6	10	7	11	29	-	1	3	6	10	17	-			
	13%	13%	13%	13%	13%	13%	15%	16%	9%	14%	-	6%	26%L	10%	14%	17%	-			
Much less likely	18	15	14	14	4	1	10	13	8	25	1	4	2	5	11	13	4			
	13%	13%	12%	12%	18%	7%	4%	15%	11%	12%	6%	17%	17%	7%	15%	12%	29%			
Unsure/refused	14	9	7	10	7	2	5	12	5	19	1	-	4	5	7	12	-			
	9%	11%	7%	6%	13%	10%	6%	7%	15%	6%	7%	-	29%KMA	7%	10%	11%	-			
More likely	84	85	80	44	46	29	40	48	52	134	13	18	4	51	45	63	11			
	65%N	63%	68%	68%	71%	76%	62%	60%	69%	65%N	87%N	77%N	29%	76%Q	61%	60%	71%			
Less likely	36	31	30	24	13	7	20	20	19	54	1	5	6	11	21	30	4			
	26%	27%	25%	26%	31%	19%	18%	31%	25%	26%	6%	23%	43%L	17%	29%	29%	29%			



**Q13. Reduce traffic congestion**

	Home/Busi. (D5)														
	Yes			Home/Busi.			Unsur			Region			Call type		
	Total	Yes	Busi.	Yes	Busi.	Yes	Busi.	Yes	Busi.	Yes	Busi.	Yes	Busi.	Yes	Busi.
	(A)	(B)	(C)	(D)	(E)	(F)	(G)	(H)	(I)	(J)	(K)	(L)	(M)	(N)	(O)
Base	259	102	2**	9	35	109	2**	78	181	13	246				
Much more likely	115	40	1	5	15	55	-	40	76	4	111				
	44%	39%	51%	52%	42%	50%	-	51%	42%	32%	45%				
Somewhat more likely	54	21	1	1	4	26	1	12	42	2	52				
	21%	21%	49%	16%	10%	24%	44%	15%	23%	16%	21%				
Somewhat less likely	34	20	-	-	2	12	-	10	24	1	33				
	13%	20%	-	-	6%	11%	-	12%	13%	8%	13%				
Much less likely	32	9	-	2	12	10	-	8	25	2	30				
	13%	9%	-	21%	33%BFA	9%	-	10%	14%	16%	12%				
Unsure/refused	24	12	-	1	3	7	1	9	14	4	20				
	9%	12%	-	12%	9%	6%	56%	12%	8%	27%KA	8%				
More likely	169	61	2	6	18	80	1	51	118	7	162				
	65%	60%	100%	68%	52%	74%BE	44%	66%	65%	49%	66%				
Less likely	66	29	-	2	14	22	-	17	49	3	63				
	26%	29%	-	21%	39%F	20%	-	22%	27%	25%	26%				

**Q14. Increase the number of reliable parking options**

	Gender		Party Reg				Age					Race					Voting (D4)				Unsu. /ref.									
	F		Dem		Rep		Other		18-34		35-49		50-64		65+		White		His.			Oth.		Mail		Early		ED		
	(A)	(B)	(C)	(D)	(E)	(F)	(G)	(H)	(I)	(J)	(K)	(L)	(M)	(N)	(O)	(P)	(Q)	(R)	(S)	(T)		(U)	(V)	(W)	(X)	(Y)	(Z)	(AA)	(AB)	
<b>Base</b>	259	135	124	117	78	65	39	65	80	75	207	16	23	13	66	73	104	15												
<b>Much more likely</b>	117	62	55	46	42	29	20	28	38	31	90	9	13	5	33	29	47	8												
	45%	46%	45%	40%	54%	45%	53%	43%	47%	42%	44%	59%	57%	35%	50%	40%	45%	56%												
<b>Somewhat more likely</b>	38	21	17	18	8	11	3	11	10	14	29	3	4	2	10	14	12	2												
	15%	16%	13%	16%	10%	18%	7%	16%	13%	19%	14%	21%	15%	14%	15%	19%	12%	13%												
<b>Somewhat less likely</b>	32	20	12	14	11	7	6	8	11	7	30	-	1	1	6	5	20	1												
	12%	15%	10%	12%	14%	11%	15%	12%	14%	9%	14%	-	5%	7%	9%	7%	19%	5%												
<b>Much less likely</b>	52	23	29	31	12	9	7	14	14	17	43	1	5	3	16	17	16	4												
	20%	17%	24%	27%	15%	15%	19%	22%	17%	23%	21%	6%	23%	22%	24%	23%	15%	26%												
<b>Unsure/refused</b>	20	9	11	6	5	8	2	4	7	6	15	2	-	3	2	8	9	-												
	8%	6%	9%	5%	7%	12%	6%	6%	9%	8%	7%	13%	-	22%	3%	11%	9%	-												
<b>More likely</b>	155	83	72	65	50	40	23	38	48	46	120	12	17	6	43	43	59	10												
	60%	62%	58%	55%	64%	63%	59%	59%	60%	61%	58%	80%	72%	49%	64%	58%	57%	69%												
<b>Less likely</b>	84	43	42	46	22	16	13	22	25	24	73	1	7	4	22	22	36	5												
	33%L	32%	33%	39%	29%	25%	35%	34%	31%	31%	33%L	6%	28%	29%	33%	30%	34%	31%												

**Q14. Increase the number of reliable parking options**

	Home/Busi. (D5)													
	Yes				Home/Busi.				Region				Call type	
	Total	Yes	oth	Bus.	Yes	Bus.	Hm. &	No	Unsur	CCD1	CCD3	LL	Cell	
(A)	(B)	(C)	(D)	(E)	(F)	(G)	(H)	(I)	(J)	(K)	(L)	(M)		
Base	259	102	2**	9	35	109	2**	78	181	13	246			
Much more likely	117	42	2	5	13	54	1	39	78	4	114			
	45%	41%	100%	56%	38%	50%	44%	50%	43%	27%	46%			
Somewhat more likely	38	13	-	1	6	18	-	12	26	2	36			
	15%	13%	-	12%	16%	16%	-	16%	14%	15%	15%			
Somewhat less likely	32	17	-	-	1	14	-	6	26	3	29			
	12%	16%	-	-	3%	13%	-	8%	14%	21%	12%			
Much less likely	52	20	-	2	14	16	-	16	37	2	50			
	20%	20%	-	21%	40% <sup>A</sup>	15%	-	20%	20%	15%	21%			
Unsure/refused	20	10	-	1	1	6	1	4	15	3	17			
	8%	10%	-	12%	3%	6%	56%	6%	8%	22%	7%			
More likely	155	55	2	6	19	72	1	51	104	6	149			
	60%	54%	100%	68%	54%	66%	44%	66%	57%	42%	61%			
Less likely	84	37	-	2	15	30	-	22	62	5	80			
	33%	36%	-	21%	43%	28%	-	28%	34%	36%	32%			

Now, please indicate whether you would be more or less likely to support a bond referendum based on each of the following:

Q15. Every dollar raised would stay right here in the City of Key West.

	Gender		Party Reg			Age				Race				Voting (D4)								
	Total	M	F	Dem	Rep	Other	18-34		35-49		50-64		65+		White	AA	His.	Oth.	Mail	Early	ED	Unsu./ref.
							(A)	(B)	(C)	(D)	(E)	(F)	(G)	(H)								
Base	259	135	124	117	78	65	39	65	80	75	207	16	23	13	66	73	104	15				
Much more likely	165	80	86	77	45	43	24	43	51	47	131	12	15	7	47	44	65	9				
	64%	59%	69%	66%	58%	66%	63%	66%	64%	62%	63%	79%	62%	55%	71%	60%	62%	61%				
Somewhat more likely	56	34	22	21	20	15	6	13	19	19	47	3	3	3	13	16	25	1				
	22%	25%	18%	18%	25%	24%	14%	20%	24%	25%	23%	21%	11%	24%	20%	22%	24%	7%				
Somewhat less likely	14	9	5	10	2	2	6	4	2	2	9	-	5	-	2	7	5	-				
	5%	7%	4%	8%	3%	4%	15%	10%	6%	3%	4%	-	21%	KA	-	3%	10%	4%				
Much less likely	15	7	9	4	7	4	2	6	3	5	13	-	1	1	3	3	6	4				
	6%	5%	7%	4%	9%	6%	4%	9%	4%	6%	6%	-	6%	7%	5%	4%	5%	24%	OPQA			
Unsure/refused	8	5	3	4	3	1	1	-	4	3	6	-	-	2	1	2	4	1				
	3%	4%	3%	3%	4%	2%	3%	-	5%	4%	3%	-	-	13%	1%	3%	4%	8%				
More likely	221	114	108	99	65	58	30	55	71	65	178	16	17	10	60	61	90	10				
	85%	85%	87%	85%	84%	89%	77%	85%	88%	87%	86%	100%	73%	80%	91%	83%	87%	68%				
Less likely	29	16	13	14	9	6	8	9	6	7	22	-	6	1	5	10	10	4				
	11%	12%	11%	12%	12%	9%	19%	15%	7%	9%	11%	-	27%	7%	8%	14%	10%	24%				

**Q15. Every dollar raised would stay right here in the City of Key West.**

	Home/Busi. (D5)																						
	Yes			Bus.			Hm. &			Region			Call type										
	Total	KW	oth	Yes	Bus.	oth	Unsur	CCD1	CCD3	LL	Cell	(A)	(B)	(C)	(D)	(E)	(F)	(G)	(H)	(I)	(J)	(K)	
Base	259	102	2**	9	35	109	2**	78	181	13	246												
Much more likely	165	58	1	9	23	74	1	47	118	5	160												
	64%	57%	51%	92%B	66%	68%	56%	61%	65%	40%	65%												
Somewhat more likely	56	29	1	1	6	18	1	19	37	5	51												
	22%	29%	49%	8%	17%	17%	44%	25%	20%	39%	21%												
Somewhat less likely	14	3	-	-	1	10	-	3	11	-	14												
	5%	3%	-	-	3%	9%	-	4%	6%	-	6%												
Much less likely	15	7	-	-	4	4	-	5	11	1	14												
	6%	7%	-	-	11%	4%	-	6%	6%	8%	6%												
Unsure/refused	8	4	-	-	1	3	-	3	5	2	7												
	3%	4%	-	-	3%	3%	-	4%	3%	13%	3%												
-----																							
More likely	221	87	2	9	29	92	2	66	155	11	211												
	85%	85%	100%	100%	83%	85%	100%	85%	85%	79%	86%												
Less likely	29	11	-	-	5	14	-	8	21	1	28												
	11%	11%	-	-	14%	13%	-	10%	12%	8%	12%												

**Q16. Studies show that bond initiatives like these can improve home values.**

	Gender		Party Reg			Age				Race				Voting (D4)				Unsu. /ref.	
	M		Dem		Other	18-34		35-49		50-64		White		His.	Oth.	Mail	Early		ED
	(A)	(B)	(C)	(D)	(E)	(F)	(G)	(H)	(I)	(J)	(K)	(L)	(M)	(N)	(O)	(P)	(Q)		(R)
Base	259	135	124	117	78	65	39	65	80	75	207	16	23	13	66	73	104	15	
Much more likely	79	39	32%	37	26	16	8	14	34	23	66	4	7	2	25	23	26	4	
	30%	29%	32%	32%	33%	25%	21%	22%	42%	30%	32%	24%	29%	14%	38%	31%	25%	30%	
Somewhat more likely	73	34	39	28	21	25	15	18	19	21	55	8	8	3	21	19	31	2	
	28%	26%	31%	24%	27%	38%	39%	28%	24%	27%	26%	48%	34%	23%	32%	26%	30%	13%	
Somewhat less likely	23	16	7	13	4	5	3	7	6	7	15	1	5	2	3	9	9	1	
	9%	12%	6%	11%	6%	8%	9%	11%	7%	9%	7%	7%	22%	13%	5%	13%	9%	7%	
Much less likely	52	33	19	21	19	13	7	17	13	15	45	1	2	3	12	10	27	4	
	20%	25%	15%	18%	24%	20%	19%	26%	17%	20%	22%	6%	9%	27%	18%	14%	26%	24%	
Unsure/refused	32	12	20	18	8	6	5	8	8	10	26	2	1	3	5	11	11	4	
	12%	9%	16%	16%	10%	9%	13%	13%	11%	14%	13%	13%	5%	23%	8%	16%	11%	26%	
More likely	152	74	78	64	47	41	23	33	53	43	121	11	15	5	46	42	57	6	
	59%	55%	63%	55%	60%	63%	59%	50%	66%	58%	58%	73%	64%	37%	70%	58%	55%	43%	
Less likely	75	49	26	34	23	18	11	24	19	21	60	2	7	5	15	20	36	5	
	29%	36%	21%	29%	30%	28%	28%	37%	23%	28%	29%	14%	32%	40%	22%	27%	34%	31%	

Q16. Studies show that bond initiatives like these can improve home values.

	Home/Busi. (D5)											Region			Call type	
	Yes			Bus.			Hm. &			Unsur			CCD1	CCD3	LL	Cell
	(A)	(B)	(C)	(D)	(E)	(F)	(G)	(H)	(I)	(J)	(K)	(L)	(M)	(N)	(O)	(P)
Base	259	102	2**	9	35	109	2**	78	181	13	246					
Much more likely	79	33	1	2	14	28	-	25	54	3	76					
	30%	33%	51%	20%	41%	26%	-	32%	30%	21%	31%					
Somewhat more likely	73	32	1	4	5	30	2	23	51	1	72					
	28%	31%	49%	39%	14%	28%	100%	29%	28%	8%	29%					
Somewhat less likely	23	8	-	-	4	11	-	7	16	-	23					
	9%	8%	-	-	11%	10%	-	9%	9%	-	9%					
Much less likely	52	14	-	2	9	27	-	12	40	6	46					
	20%	14%	-	16%	27%	25%	-	16%	22%	48%KA	19%					
Unsure/refused	32	14	-	2	2	13	-	11	21	3	29					
	12%	14%	-	25%	6%	12%	-	14%	12%	22%	12%					
More likely	152	65	2	6	19	58	2	48	104	4	148					
	59%J	64%	100%	59%	56%	53%	100%	62%	57%	29%	60%J					
Less likely	75	23	-	2	13	38	-	19	56	6	68					
	29%	22%	-	16%	38%	35%	-	25%	31%	48%	28%					

**Q17. This would not increase your local property tax rate.**

	Gender		Party Reg			Age					Race					Voting (D4)				Unsu. /ref.
			Dem	Rep	Other	18-34	35-49	50-64	65+	White	AA	Hls.	Oth.	Mail	Early	ED				
	(A)	(B)	(C)	(D)	(E)	(F)	(G)	(H)	(I)	(J)	(K)	(L)	(M)	(N)	(O)	(P)	(Q)	(R)		
Base	259	135	124	117	78	65	39	65	80	75	207	16	23	13	66	73	104	15		
Much more likely	135	72	63	59	39	37	19	29	44	43	110	7	14	4	40	31	56	8		
	52%	53%	51%	50%	50%	58%	49%	45%	54%	57%	53%	45%	61%	29%	61%	42%	53%	55%		
Somewhat more likely	49	23	26	20	17	11	7	14	17	10	39	4	4	1	11	16	18	4		
	19%	17%	21%	18%	22%	17%	19%	22%	21%	14%	19%	26%	17%	8%	17%	21%	17%	24%		
Somewhat less likely	24	13	11	13	5	5	5	7	6	5	15	2	4	2	5	8	10	-		
	9%	9%	9%	11%	7%	8%	13%	11%	8%	7%	7%	16%	17%	19%	8%	11%	10%	-		
Much less likely	30	16	14	12	14	4	4	9	7	10	25	-	1	4	5	11	13	1		
	12%	12%	11%	10%	17%	7%	10%	14%	9%	13%	12%	-	6%	30%	8%	15%	13%	6%		
Unsure/refused	22	11	10	12	3	6	3	5	7	6	18	2	-	2	5	8	7	2		
	8%	8%	8%	10%	4%	10%	9%	7%	9%	9%	9%	13%	-	13%	7%	11%	7%	15%		
More likely	183	94	89	79	56	48	27	43	60	53	149	11	18	5	51	46	74	12		
	71%	70%	72%	68%	72%	75%	69%	67%	75%	71%	72%	71%	77%	37%	77%	63%	71%	79%		
Less likely	54	29	25	25	19	10	9	17	13	15	40	2	5	6	10	19	24	1		
	21%	22%	20%	22%	25%	15%	23%	26%	16%	21%	19%	16%	23%	49%	16%	26%	23%	6%		



**Q17. This would not increase your local property tax rate.**

	Home/Busi. (D5)												
	Yes			Home/Busi.			Unsur			Region		Call type	
	Total	Yes	oth	Bus.	Hm. &	No	Unsur	CCD1	CCD3	LL	Cell		
(A)	(B)	(C)	(D)	(E)	(F)	(G)	(H)	(I)	(J)	(K)			
Base	259	102	2**	9	35	109	2**	78	181	13	246		
Much more likely	135	56	1	4	18	55	1	43	92	6	128		
	52%	55%	51%	44%	52%	50%	44%	56%	51%	48%	52%		
Somewhat more likely	49	22	1	3	6	17	-	11	38	2	46		
	19%	21%	49%	35%	16%	15%	-	14%	21%	15%	19%		
Somewhat less likely	24	10	-	-	3	11	-	7	17	1	23		
	9%	10%	-	-	8%	10%	-	9%	9%	10%	9%		
Much less likely	30	7	-	2	6	16	-	10	20	2	28		
	12%	6%	-	21%	18%	14%	-	13%	11%	15%	11%		
Unsure/refused	22	8	-	-	2	11	1	7	15	2	20		
	8%	8%	-	-	6%	10%	56%	8%	8%	12%	8%		
More likely	183	78	2	8	24	71	1	54	129	9	175		
	71%	76%	100%	79%	68%	66%	44%	70%	71%	63%	71%		
Less likely	54	17	-	2	9	26	-	17	37	3	51		
	21%	16%	-	21%	26%	24%	-	22%	20%	25%	21%		

**Q18. The annual taxpayer impact for this referendum would be over \$1,000 for homeowners.**

	Gender		Party Reg				Age				Race				Voting (D4)			
	M	F	Dem	Rep	Other	18-34	35-49	50-64	65+	White	AA	His.	Oth.	Mail	Early	ED	Unsu./ref.	
	(A)	(B)	(C)	(D)	(E)	(F)	(G)	(H)	(I)	(J)	(K)	(L)	(M)	(N)	(O)	(P)	(Q)	(R)
<b>Base</b>	259	135	124	117	78	65	39	65	80	75	207	16	23	13	66	73	104	15
<b>Much more likely</b>	51	21	30	31	11	9	6	11	18	17	43	4	3	2	15	19	12	4
	20%	16%	24%	27%	14%	13%	15%	17%	22%	22%	21%	23%	12%	12%	23%	26%	12%	29%
<b>Somewhat more likely</b>	51	24	26	24	11	16	10	12	15	13	41	2	7	-	14	16	19	2
	20%	18%	21%	21%	14%	24%	25%	19%	19%	17%	20%	15%	30%	N	22%	21%	18%	12%
<b>Somewhat less likely</b>	46	31	15	22	16	8	7	18	11	10	36	3	4	3	9	11	24	2
	18%	23%	C	12%	19%	21%	13%	18%	28%	I	14%	17%	21%	16%	22%	13%	15%	23%
<b>Much less likely</b>	80	47	32	22	32	26	11	16	29	24	58	6	9	7	22	20	34	3
	31%	D	35%	26%	19%	41%	D	28%	36%	32%	28%	41%	37%	52%	34%	27%	33%	22%
<b>Unsure/refused</b>	32	11	21	18	8	6	5	7	8	11	29	-	1	2	6	8	15	3
	12%	8%	17%	15%	10%	10%	14%	11%	10%	15%	14%	-	5%	13%	9%	11%	14%	23%
<b>More likely</b>	101	45	56	55	22	24	15	23	33	30	84	6	10	2	29	35	31	6
	39%	N	34%	45%	48%	E	28%	37%	40%	36%	41%	40%	38%	42%	44%	48%	30%	41%
<b>Less likely</b>	126	78	48	44	48	34	18	34	39	34	94	10	12	10	31	31	58	5
	49%	58%	C	38%	37%	62%	D	53%	49%	46%	45%	62%	53%	74%	K	47%	42%	36%

Q18. The annual taxpayer impact for this referendum would be over \$1,000 for homeowners.

	Home/Busi. (D5)										
	Yes Bus. Hm. &			Unsur			Region		Call type		
	Total KW	oth KW	(C)	(D)	(E)	(F)	(G)	CGD1	CGD3	LL	Cell
	(A)	(B)	(C)	(D)	(E)	(F)	(G)	(H)	(I)	(J)	(K)
Base	259	102	2**	9	35	109	2**	78	181	13	246
Much more likely	51	18	-	1	8	23	1	12	39	-	51
	20%	18%	-	10%	24%	21%	44%	15%	22%	-	21%
Somewhat more likely	51	23	-	3	4	20	-	18	32	2	49
	20%	22%	-	35%	12%	19%	-	24%	18%	11%	20%
Somewhat less likely	46	16	2	-	2	26	-	11	35	2	44
	18%	16%	100%	-	5%	24%E	-	15%	19%	18%	18%
Much less likely	80	36	-	4	16	24	-	23	56	9	71
	31%	35%	-	42%	47%F	22%	-	30%	31%	65%KA	29%
Unsure/refused	32	10	-	1	4	16	1	13	19	1	31
	12%	10%	-	12%	12%	14%	56%	16%	11%	6%	13%
More likely	101	41	-	4	13	43	1	30	71	2	100
	39%J	40%	-	45%	36%	40%	44%	39%	39%	11%	41%J
Less likely	126	52	2	4	18	50	-	35	91	11	115
	49%	51%	100%	42%	52%	46%	-	45%	50%	83%KA	47%

Q19. Most of the costs would be paid by big corporations, hotels, and people from out of town who own second homes in Key West.

	Gender					Party Reg					Age					Race					Voting (D4)					Unsu. /ref.												
	M		F		(C)	Dem		Rep		Other		18-34		35-49		50-64		65+		White		His.		Oth.			Mail	Early	ED									
	(A)	(B)	(C)	(D)		(E)	(F)	(G)	(H)	(I)	(J)	(K)	(L)	(M)	(N)	(O)	(P)	(Q)	(R)																			
Base	135	124	117	78	65	39	65	80	75	207	16	23	13	66	73	104	15																					
Much more likely	78	78	74	47	36	20	34	54	47	126	8	16	7	47	40	60	10																					
	58%	63%	63%	60%	55%	52%	53%	67%	63%	61%	49%	68%	53%	70%	54%	58%	64%																					
Somewhat more likely	19	16	15	9	11	8	11	6	10	31	2	1	1	10	7	18	-																					
	14%	13%	13%	11%	17%	20%	17%	8%	14%	15%	12%	5%	7%	16%	10%	17%	-																					
Somewhat less likely	19	15	4	8	5	5	4	6	5	13	1	3	2	1	8	8	2																					
	7%	11%	3%	7%	8%	9%	7%	7%	7%	6%	8%	15%	13%	1%	12%	8%	12%																					
Much less likely	16	11	9	11	8	4	10	6	7	21	3	3	1	4	14	7	3																					
	12%	9%	7%	14%	12%	11%	16%	7%	10%	10%	21%	12%	5%	7%	19%	7%	17%																					
Unsure/refused	7	14	11	5	5	3	5	8	5	17	1	-	3	4	5	11	1																					
	5%	11%	9%	7%	7%	8%	7%	10%	7%	8%	10%	-	21%	6%	11%	7%	7%																					
More likely	96	95	89	56	47	28	45	60	58	157	10	17	8	57	47	78	10																					
	74%	76%	76%	72%	72%	72%	70%	75%	77%	78%	61%	73%	60%	86%	64%	75%	64%																					
Less likely	32	15	17	17	13	8	15	12	13	34	5	6	2	5	22	15	4																					
	24%	12%	15%	21%	21%	20%	23%	15%	17%	16%	29%	27%	19%	8%	30%	15%	29%																					

**Q19. Most of the costs would be paid by big corporations, hotels, and people from out of town who own second homes in Key West.**

	Home/Bus. (D5)												
	Yes			Bus.			Hm. &			Region		Call type	
	Total	Yes	oth	KW	Bus.	No	Unsur	CCD1	CCD3	LL	Cell		
(A)	(B)	(C)	(D)	(E)	(F)	(G)	(H)	(I)	(J)	(K)			
Base	259	102	2**	9	35	109	2**	78	181	13	246		
Much more likely	156	54	1	7	23	71	1	49	107	6	150		
	60%	53%	49%	71%	65%	65%	44%	63%	59%	47%	61%		
Somewhat more likely	35	20	1	-	2	12	-	7	28	4	31		
	14%	19%	51%	-	7%	11%	-	9%	16%	30%	13%		
Somewhat less likely	19	9	-	1	1	8	-	5	14	-	19		
	7%	9%	-	8%	3%	8%	-	7%	8%	-	8%		
Much less likely	28	12	-	1	7	9	-	5	23	1	27		
	11%	11%	-	8%	20%	8%	-	6%	13%	9%	11%		
Unsure/refused	21	8	-	1	2	9	1	12	9	2	19		
	8%	8%	-	12%	5%	8%	56%	15%I	5%	14%	8%		
More likely	191	74	2	7	25	83	1	56	135	10	181		
	74%	72%	100%	71%	72%	76%	44%	72%	75%	77%	74%		
Less likely	47	21	-	2	8	17	-	10	37	1	46		
	18%	20%	-	16%	22%	16%	-	13%	20%	9%	19%		

Q20. Sometimes, after hearing more about a referendum, people's opinions change. I would like to ask you a question one more time. After I read the language, please tell me if you would vote Yes for bonds or No against bonds, if the election were held today.

	Gender		Party Reg				Age				Race				Voting (D4)				Unsu. /ref.																		
			Dem		Rep		Other		18-34		35-49		50-64		65+		White			AA		His.		Oth.		Mail		Early		ED							
	(A)	(B)	(C)	(D)	(E)	(F)	(G)	(H)	(I)	(J)	(K)	(L)	(M)	(N)	(O)	(P)	(Q)	(R)		(S)	(T)	(U)	(V)	(W)	(X)	(Y)	(Z)	(AA)	(AB)	(AC)	(AD)						
Base	259	135	124	117	78	65	39	65	80	75	207	16	23	13	66	73	104	15																			
Definitely voting YES for bonds	101	49	53	52	26	24	17	25	26	34	83	7	10	2	27	27	41	7																			
Leaning towards voting YES for bonds	72	38	35	33	22	17	9	20	30	14	56	6	9	2	23	18	29	2																			
Leaning towards voting NO against bonds	22	11	11	7	7	8	6	1	6	8	18	1	1	1	3	7	10	1																			
Definitely voting NO against bonds	44	28	16	17	18	9	4	16	12	12	35	2	3	4	8	18	14	3																			
Unsure/refused	20	9	11	8	5	6	4	3	6	8	16	-	-	-	4	5	3	1																			
	8%	7%	9%	7%	7%	9%	10%	4%	7%	10%	8%	-	-	-	2%	3%	1%	1%																			
Voting YES	174	86	87	84	48	41	25	45	56	48	138	12	19	4	50	45	70	9																			
	67%	64%	70%	72%	62%	64%	65%	70%	70%	63%	67%	78%	83%	29%	75%	61%	67%	62%																			
Voting NO	66	39	26	24	24	18	10	17	19	20	53	3	4	5	12	25	24	5																			
	25%	29%	21%	21%	31%	27%	26%	26%	23%	27%	26%	22%	17%	42%	18%	35%	23%	30%																			

**Q20.** Sometimes, after hearing more about a referendum, people's opinions change. I would like to ask you a question one more time. After I read the language, please tell me if you would vote Yes for bonds or No against bonds, if the election were held today.

	Home/Busi. (D5)										
	Yes			Home/Busi.			Region			Call type	
	Total	Yes	Bus. &	Yes	Bus.	Unsur	CCD1	CCD3	LL	Cell	
	(A)	(B)	(C)	(D)	(E)	(F)	(G)	(H)	(I)	(J)	(K)
Base	259	102	2**	9	35	109	2**	78	181	13	246
Definitely voting YES for bonds	101	34	1	4	12	50	1	31	71	3	98
	39%	34%	51%	38%	34%	46%	56%	40%	39%	23%	40%
Leaning towards voting YES for bonds	72	31	1	2	4	33	1	20	52	3	70
	28%	30%E	49%	22%	12%	30%E	44%	26%	29%	21%	28%
Leaning towards voting NO against bonds	22	9	-	2	2	9	-	9	13	2	20
	8%	9%	-	20%	5%	8%	-	11%	7%	14%	8%
Definitely voting NO against bonds	44	19	-	-	13	11	-	13	31	3	41
	17%	19%	-	-	38%BD	11%	-	16%	17%	22%	17%
					FA						
Unsure/refused	20	8	-	2	4	6	-	5	14	3	17
	8%	8%	-	20%	11%	5%	-	7%	8%	21%	7%
Voting YES	174	65	2	6	16	83	2	51	123	6	168
	67%E	64%	100%	60%	46%	76%E	100%	65%	68%	44%	68%
Voting NO	66	29	-	2	15	20	-	22	44	5	61
	25%	28%	-	20%	43%FA	19%	-	28%	24%	36%	25%

**Demographic/Statistical Questions:**

I would like to ask you a few final questions just for statistical purposes to be sure we have included a good cross-section of people in our survey. First...

**D1. How are you registered to vote?**

	Gender				Party Reg				Age				Race				Voting (D4)				Unsu. /ref.													
	M		F		Dem		Rep		Other		18-34		35-49		50-64		65+		White			AA		His.		Oth.		Mail		Early		ED		
	(A)	(B)	(C)	(D)	(E)	(F)	(G)	(H)	(I)	(J)	(K)	(L)	(M)	(N)	(O)	(P)	(Q)	(R)	(S)	(T)		(U)	(V)	(W)	(X)	(Y)	(Z)	(AA)	(AB)	(AC)	(AD)			
Base	259	135	124	117	78	65	39	65	80	75	207	16	23	13	66	73	104	15																
As a Democrat,	117	51	66	117	-	-	18	27	28	44	98	6	11	3	32	36	43	5																
	45%EF	37%	53%B	100%EFA	-	-	46%	41%	35%	59%HI	47%N	37%	46%	19%	49%	50%	41%	31%																
As a Republican, or	78	47	31	-	78	-	7	24	31	16	63	5	5	5	17	22	34	5																
	30%DF	35%	25%	-	100%DFA	-	18%	37%J	39%GJ	21%	31%	30%	19%	39%	25%	30%	33%	32%																
As something else?	65	38	27	-	-	65	14	14	21	15	46	5	8	5	17	15	27	6																
	25%DE	28%	22%	-	-	100%DE	36%	22%	26%	20%	22%	33%	35%	42%	26%	20%	26%	37%																



D1. How are you registered to vote?

	Home/Busi. (D5)										Region		Call type					
	Yes		Bus.		Hm. &		No		Unsur		CGD1		CCD3		LL		Cell	
	(A)	(B)	(C)	(D)	(E)	(F)	(G)	(H)	(I)	(J)	(K)	(L)	(M)	(N)	(O)	(P)	(Q)	(R)
Base	259	102	2**	9	35	109	2**	78	181	13	246							
As a Democrat,	117	47	-	2	15	52	-	32	85	8	108							
	45%	46%	-	26%	42%	48%	-	41%	47%	60%	44%							
As a Republican, or	78	34	1	3	12	27	-	27	51	1	77							
	30%	34%	49%	35%	34%	25%	-	35%	28%	9%	31%							
As something else?	65	21	1	4	8	29	2	19	46	4	61							
	25%	20%	51%	39%	24%	27%	100%	24%	25%	31%	25%							

D2. How old are you?

	Gender				Party Reg				Age				Race				Voting (D4)				
	Total	M	F	(A)	Dem	Rep	Other	(B)	18-34	35-49	50-64	65+	White	AA	His.	Oth.	Mail	Early	ED	Unsu. /ref.	
	(B)	(C)	(D)	(E)	(F)	(G)	(H)	(I)	(J)	(K)	(L)	(M)	(N)	(O)	(P)	(Q)	(R)				
Base	135	124	117	78	65	39	65	80	75	207	16	23	13	66	73	104	15				
18-34	39	18	21	18	7	14	39	-	-	24	5	7	3	9	12	15	3				
	15%HI	13%	17%	15%	9%	21%E	100%HIJ	-	-	11%	30%K	32%K	24%	13%	16%	14%	22%				
	J						A														
35-49	65	34	31	27	24	14	-	65	-	52	2	8	2	10	22	28	5				
	25%GI	25%	25%	23%	31%	22%	-	100%GIJ	-	25%	15%	35%	16%	16%	30%	27%	32%				
	J							A													
50-64	80	49	31	28	31	21	-	80	-	66	4	6	5	22	21	35	3				
	31%GH	37%	25%	24%	40%D	33%	-	100%GHJ	-	32%	28%	24%	35%	33%	28%	33%	17%				
	J							A													
65 or older	75	34	42	44	16	15	-	-	75	66	4	2	3	25	19	27	4				
	29%GH	25%	33%	38%E	20%	24%	-	-	100%GH	32%M	27%	9%	25%	38%	26%	29%					
	I								IA												

D2. How old are you?

	Home/Busi. (D5)												
	Yes Bus. oth KW			Hm. & Bus.			No		Unsur		Region		Call type
	(A)	(B)	(C)	(D)	(E)	(F)	(G)	(H)	(I)	(J)	(K)	LL	Cell
Base	259	102	2**	9	35	109	2**	78	181	13	246		
18-34	39	8	1	1	-	28	-	19	20	-	39		
	15%E	8%	51%	11%	-	26%	BEA	-	24%I	11%	-		16%
35-49	65	21	-	4	11	28	-	14	51	4	61		
	25%	21%	-	40%	32%	26%	-	18%	28%	27%	25%		
50-64	80	31	1	3	16	29	1	30	51	2	79		
	31%	30%	49%	31%	46%F	27%	44%	38%	28%	13%	32%		
65 or older	75	42	-	2	8	23	1	15	60	8	67		
	29%	41%FA	-	18%	22%	21%	56%	20%	33%H	60%KA	27%		

D3. And how would you describe your ethnicity?

	Gender		Party Reg				Age				Race				Voting (D4)				Unsu. /ref.
	M	F	Dem	Rep	Other	18-34	35-49	50-64	65+	White	AA	His.	Oth.	Mail	Early	ED			
	(A)	(B)	(C)	(D)	(E)	(F)	(G)	(H)	(I)	(J)	(K)	(L)	(M)	(N)	(O)	(P)	(Q)	(R)	
Base	259	135	124	117	78	65	39	80	75	207	16	23	13	66	73	104	15		
White or Caucasian	207	107	100	98	63	46	24	52	66	207	-	-	-	53	56	87	12		
	80%GL	79%	81%	84%F	82%	71%	61%	81%G	82%G	87%G	100%LMN	-	-	79%	76%	83%	79%		
	MN										A								
Black or African-American	16	7	8	6	5	5	5	2	4	4	-	16	-	4	6	3	2		
	6%K	5%	7%	5%	6%	8%	12%	3%	5%	6%	-	100%KMN	-	7%	8%	3%	14%		
											A								
Hispanic,	23	12	11	11	5	8	7	8	6	2	-	23	-	6	9	8	1		
	9%K	9%	9%	9%	6%	13%	19%J	13%J	7%	3%	-	100%KLN	-	9%	12%	8%	7%		
											A								
Other/unsure/refused	13	9	4	3	5	5	3	2	5	3	-	-	13	4	3	6	-		
	5%K	7%	3%	2%	6%	8%	8%	3%	6%	4%	-	-	100%KLM	5%	4%	6%	-		
													A						

D3. And how would you describe your ethnicity?

	Home/Busi. (D5)										Region		Call type	
	Yes		Bus. Hm. &		No		Unsur		Region		Call type			
	Total	Yes	Bus.	Hm. &	Total	Unsur	Region	Region	LL	Cell				
(A)	(B)	(C)	(D)	(E)	(F)	(G)	(H)	(I)	(J)	(K)				
Base	259	102	2**	9	35	109	2**	78	181	13	246			
White or Caucasian	207	86	1	6	31	83	1	57	151	13	195			
	80%	84%	49%	60%	89%	76%	56%	73%	83%	94%	79%			
Black or African-American	16	3	-	-	-	12	-	5	11	-	16			
	6%	3%	-	-	-	12%BE	-	6%	6%	-	6%			
Hispanic,	23	8	1	1	3	10	-	7	16	-	23			
	9%	7%	51%	16%	8%	9%	-	9%	9%	-	10%			
Other/unsure/refused	13	6	-	2	1	3	1	9	4	1	12			
	5%	6%	-	24%EFA	3%	3%	44%	12%IA	2%	6%	5%			

D4. For the upcoming 2024 General Election, how do you intend to vote?

	Gender										Party Reg							Age							Race							Voting (D4)				
	M		F		C		D		E		F		G		H		I		J		K		L		M		N		O		P		Q		R	
	Total	%	Total	%	Total	%	Total	%	Total	%	Total	%	Total	%	Total	%	Total	%	Total	%	Total	%	Total	%	Total	%	Total	%	Total	%	Total	%	Total	%	Unsu. /ref.	
Base	259	135	124	117	78	65	39	65	80	75	207	16	23	13	66	73	104	15																		
By mail or absentee ballot	66	30	36	32	17	17	9	10	22	25	53	4	6	4	66	-	-	-	-	-	-	-	-	-	-	-	-	-	-	-	-	-	-	-	-	
In-person on Election Day	104	60	44	43	34	27	15	28	35	27	87	3	8	6	-	-	-	-	-	-	-	-	-	-	-	-	-	-	-	-	-	-	-	-		
In-person early	73	37	37	36	22	15	12	22	21	19	56	6	9	3	-	73	-	-	-	-	-	-	-	-	-	-	-	-	-	-	-	-	-	-	-	
Unsure/refused	15	8	7	5	5	6	3	5	3	4	12	2	1	-	-	-	-	-	-	-	-	-	-	-	-	-	-	-	-	-	-	-	-	-	-	

D4. For the upcoming 2024 General Election, how do you intend to vote?

	Home/Bus. (D5)				Region			Call type			
	Yes KW (A)	Yes oth (B)	Bus. KW (C)	Hm. & Bus. (D)	No (E)	Unsur (F)	CCD1 (G)	CCD3 (H)	LL (I)	Cell (J)	Cell (K)
Base	259	102	2**	9	35	109	2**	78	181	13	246
By mail or absentee ballot	66	28	-	1	8	29	1	13	53	3	63
	26%	28%	-	10%	23%	26%	44%	17%	29%	26%	26%
In-person on Election Day	104	41	2	5	13	42	1	37	67	8	96
	40%	40%	100%	50%	38%	39%	56%	47%	37%	59%	39%
In-person early	73	31	-	4	7	32	-	23	50	2	71
	28%	30%	-	40%	20%	29%	-	30%	28%	15%	29%
Unsure/refused	15	2	-	-	7	6	-	4	11	-	15
	6%	2%	-	-	19%	5%	-	6%	6%	-	6%

D5. Do you own a home or business in Key West?

	Gender		Party Reg				Age				Race				Voting (D4)				Unsu. /ref.													
			Dem		Rep		Other		18-34		35-49		50-64		65+		White			AA		His.		Oth.		Mail		Early		ED		
	(A)	(B)	(C)	(D)	(E)	(F)	(G)	(H)	(I)	(J)	(K)	(L)	(M)	(N)	(O)	(P)	(Q)	(R)														
Base	259	135	124	117	78	65	39	65	80	75	207	16	23	13	66	73	104	15														
Yes, I own a home in Key West	102	50	42	41	44	32	22	33	38	42	86	3	8	6	28	31	41	2														
	39%	37%	42%	41%	44%	32%	22%	33%	38%	55%	GH	41%	20%	33%	46%	42%	39%	14%														
Yes, I own a home but not in Key West	2	2	-	-	1	1	1	-	1	-	1	-	1	-	1	-	2	-														
	1%	2%	-	-	2%	2%	3%	-	1%	-	1%	-	5%	-	-	-	2%	-														
I own a business in Key West	9	5	5	2	3	4	1	4	3	2	6	-	1	2	1	4	5	-														
	4%	3%	4%	2%	4%	6%	3%	6%	4%	3%	3%	-	6%	17%	KA	2%	5%	-														
I own both - a home and a business in Key West	35	22	12	15	12	8	-	11	16	8	31	-	3	1	8	7	13	7														
	13%	17%	10%	12%	15%	13%	-	17%	20%	10%	15%	-	12%	8%	12%	10%	13%	44%	OP	QA												
No	109	55	54	52	27	29	28	28	29	23	83	12	10	3	29	32	42	6														
	42%	41%	43%	45%	35%	45%	72%	HI	44%	36%	31%	40%	80%	KN	44%	23%	43%	40%														
Unsure/refused	2	1	1	-	-	2	-	-	1	1	1	-	-	1	1	-	1	-														
	1%	-	1%	-	-	2%	-	-	1%	1%	1%	-	-	6%	K	1%	1%	-														



D5. Do you own a home or business in Key West?

	Home/Bus. (D5)						Region			Call type	
	Yes KW (A)	Yes oth (B)	Bus. KW (C)	Hm. & Bus. (D)	No (E)	Unsur (F)	CCD1 (H)	CCD3 (I)	LL (J)	Cell (K)	
Base	259	102	2**	9	35	109	2**	78	181	13	246
Yes, I own a home in Key West	102	102	-	-	-	-	-	37	66	11	91
EF A	59%D	100%DEF	-	-	-	-	-	47%	36%	85%KA	37%
Yes, I own a home but not in Key West	2	-	2	-	-	-	-	1	1	-	2
I own a business in Key West	1%	-	100%	-	-	-	-	1%	1%	-	1%
I own a business in Key West	9	-	-	9	-	-	-	1	8	-	9
4%	-	-	-	100%BEF	-	-	-	2%	5%	-	4%
A											
I own both a home and a business in Key West	35	-	-	-	35	-	-	8	27	1	34
13%BF	-	-	-	-	100%BDF	-	-	10%	15%	6%	14%
A											
No	109	-	-	-	-	109	-	30	78	1	107
42%BDE	-	-	-	-	-	100%BDE	-	39%	43%	9%	44%J
J											
Unsure/refused	2	-	-	-	-	-	2	1	1	-	2
1%	-	-	-	-	-	-	100%	1%	-	-	-



**Coded Questions:**

**Gender:**

	Gender		Party Reg				Age				Race				Voting (D4)			
	M	F	Dem	Rep	Other	18-34	35-49	50-64	65+	White	AA	His.	Oth.	Mail	Early	ED	Unsu./ref.	
(A)	(B)	(C)	(D)	(E)	(F)	(G)	(H)	(I)	(J)	(K)	(L)	(M)	(N)	(O)	(P)	(Q)	(R)	
Total	135	124	117	78	65	39	65	80	75	207	16	23	13	66	73	104	15	
Base	135	-	51	47	38	18	34	49	34	107	7	12	9	30	37	60	8	
Male	52%	100%	43%	60%	58%	46%	53%	62%	45%	52%	47%	51%	67%	46%	50%	57%	52%	
Female	124	-	66	31	27	21	31	31	42	100	8	11	4	36	37	44	7	
48%	-	100%	57%	40%	42%	54%	47%	38%	55%	46%	53%	49%	33%	54%	50%	43%	48%	

Gender:

	Home/Busi. (D5)										Region		Call type							
	Yes		Bus.		Hm. &		No		Unsur		CCD1		CCD3		LL		Cell			
	(A)	(B)	(C)	(D)	(E)	(F)	(G)	(H)	(I)	(J)	(K)	(L)	(M)	(N)	(O)	(P)	(Q)	(R)		
Base	259	102	2**	9	35	109	2**	78	181	13	246									
Male	135	50	2	5	22	55	1	41	94	8	127									
	52%	49%	100%	49%	65%	50%	44%	53%	52%	57%	52%									
Female	124	52	-	5	12	54	1	37	87	6	119									
	48%	51%	-	51%	35%	50%	56%	47%	48%	43%	48%									



Region:

	Gender		Party Reg			Age				Race				Voting (D4)			
	M	F	Dem	Rep	Other	18-34	35-49	50-64	65+	White	AA	His.	Oth.	Mail	Early	ED	Unsu. /ref.
(A)	(B)	(C)	(D)	(E)	(F)	(G)	(H)	(I)	(J)	(K)	(L)	(M)	(N)	(O)	(P)	(Q)	(R)
Base	135	124	117	78	65	39	65	80	75	207	16	23	13	66	73	104	15
County Commission District 1	41	37	32	27	19	19	14	30	15	57	5	7	9	13	23	37	4
	30%	30%	27%	34%	29%	48%	HJ 22%	37%	J 21%	27%	32%	29%	72%	KL 20%	32%	35%	28%
County Commission District 3	94	87	85	51	46	20	51	51	60	151	11	16	4	53	50	67	11
	70%	70%	73%	66%	71%	52%	78%	G 63%	79%	GI 73%	68%	71%	28%	80%	68%	65%	72%

City of Key West Survey — January 30, 2024

Clearview Polling and Research, LLC 906 Thomasville Road, Tallahassee, Florida 32303 T 850.681.8530 <http://clearview-research.com>

Region:

	Home/Busi. (D5)												
	Yes			Home & Bus.			Unsur			Region		Call type	
	KW	oth	Bus.	Bus.	No	Unsur	CGD1	CGD3	LL	Cell			
(A)	(B)	(C)	(D)	(E)	(F)	(G)	(H)	(I)	(J)	(K)			
Base	259	102	2**	9	35	109	2**	78	181	13	246		
County Commission District 1	78	37	1	1	8	30	1	78	-	1	76		
County Commission District 3	181	66	1	8	27	78	1	-	181	12	169		
	70% <sup>H</sup>	64%	49%	88%	77%	72%	56%	-	100% <sup>HA</sup>	89%	69%		



Call taken by:

	Gender		Party Reg			Age				Race				Voting (D4)				Unsu. /ref.
	M	F	Dem	Rep	Other	18-34	35-49	50-64	65+	White	AA	His.	Oth.	Mail	Early	ED	(R)	
(A)	(B)	(C)	(D)	(E)	(F)	(G)	(H)	(I)	(J)	(K)	(L)	(M)	(N)	(O)	(P)	(Q)	(R)	
Base	135	124	117	78	65	39	65	80	75	207	16	23	13	66	73	104	15	
Landline	13	8	8	1	4	-	4	2	8	13	-	-	1	3	2	8	-	
	5%	6%	7%	2%	6%	-	6%	2%	11%	6%	-	-	6%	5%	3%	8%	-	
Cell phone	246	127	119	108	77	61	61	79	67	195	16	23	12	63	71	96	15	
	94%	95%	93%	98%	94%	100%	94%	98%	89%	94%	100%	100%	94%	95%	97%	92%	100%	

City of Key West Survey — January 30, 2024

Clearview Polling and Research, LLC 906 Thomasville Road, Tallahassee, Florida 32303 T 850.681.8530 http://clearview-research.com

Call taken by:

	Home/Busi. (D5)												
	Yes Bus. oth			Yes Bus. Hm. & Bus.			Unsur			Region			Call type
Total	(A)	(B)	(C)	(D)	(E)	(F)	(G)	(H)	(I)	(J)	(K)	LL	Cell
Base	259	102	2**	9	35	109	2**	78	181	13	246		
Landline	13	11	-	-	1	1	-	1	12	13	-		
	5%K	11%F	-	-	3%	1%	-	2%	7%	100%KA	-		
Cell phone	246	91	2	9	34	107	2	76	169	-	246		
	95%J	89%	100%	100%	97%	99%B	100%	98%	93%	-	100%JA		



pfm

# City of Key West, FL Overview of General Obligation Bonds

January 11, 2024

---

PFM Financial Advisors LLC

---

2222 Ponce de Leon Blvd  
Coral Gables, FL  
33134

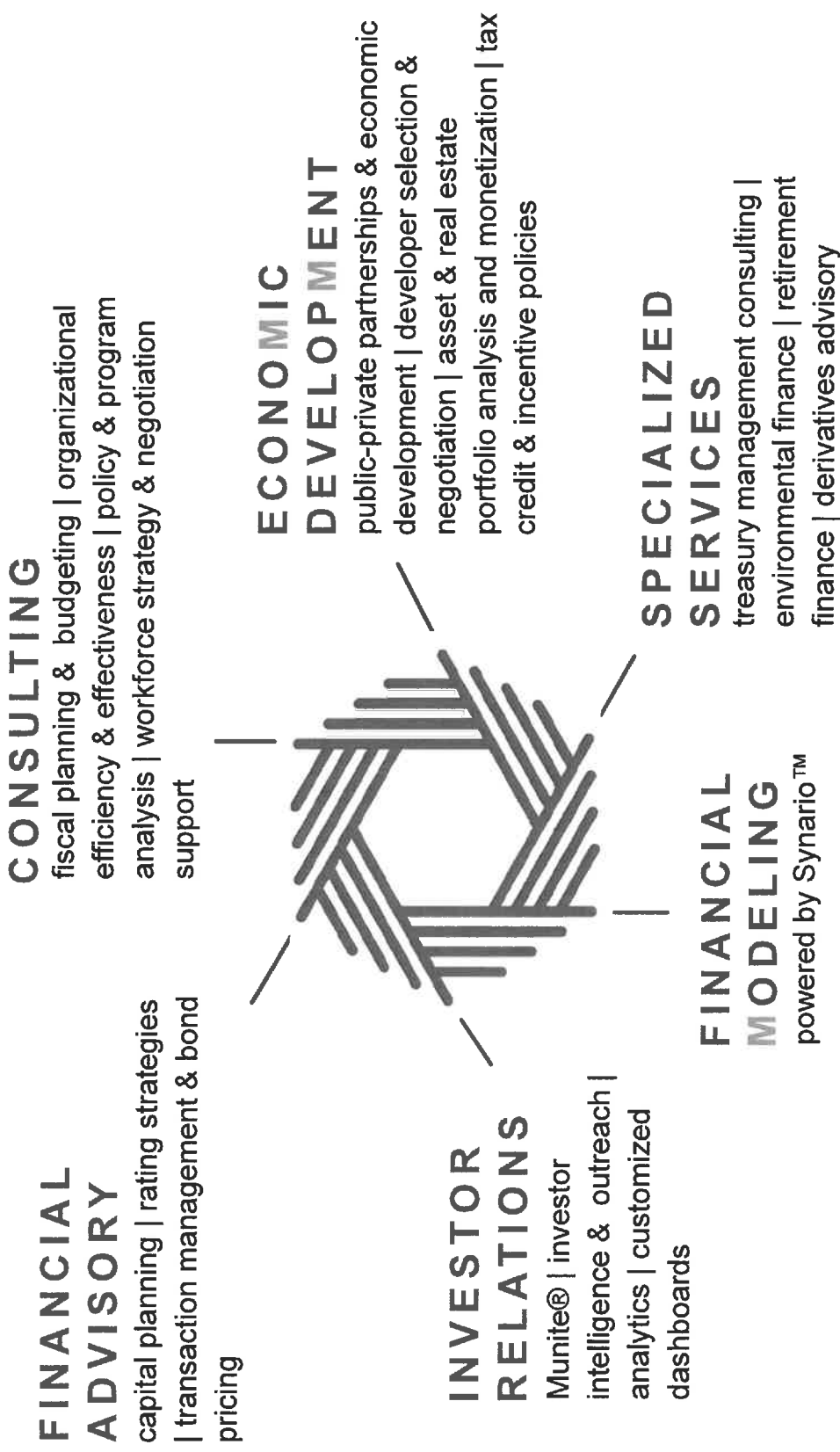
---

[www.pfm.com](http://www.pfm.com)





# PFM has Provided a Full Scope of Services to Municipalities for over 40 years





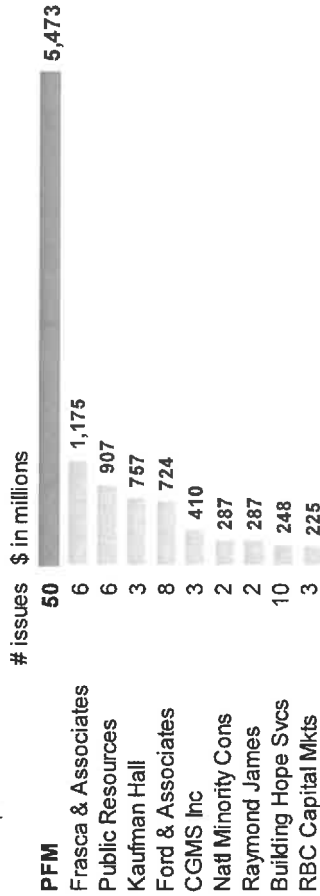
# PFM provides both National and Florida Experience

- PFM has been serving Florida clients for over 30 years and has 15 professionals covering the state, with offices in Orlando and Miami
- In 2022, PFM served as financial advisor on 50 Florida transactions totaling nearly \$5.5 billion

## 2022 Full Year Florida Overall Long Term Municipal New Issues

Municipal Financial Advisory Ranking - Full Credit to Each Financial Advisor

Source: Ipreo

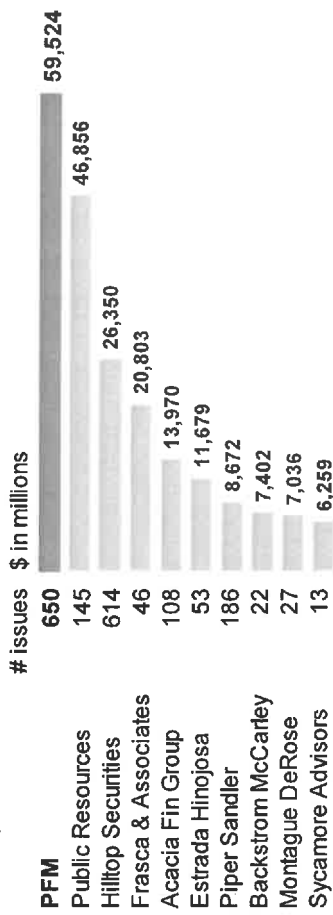


\*Ranked by Ipreo in terms of par amount as of December 31, 2022

## 2022 Full Year Overall Long Term Municipal New Issues

Municipal Financial Advisory Ranking - Full Credit to Each Financial Advisor

Source: Ipreo



\*Ranked by Ipreo MuniIC in terms of par amount as of December 31, 2022



## PFM's National Presence Offers Insight into National Trends

- National presence includes over 350 professionals operating from 32 offices across the U.S.



### PFM Offices

Ann Arbor  
Arlington  
Atlanta  
Austin  
Boston  
Chandler  
Charlotte  
Chicago  
Dallas  
Des Moines  
Harrisburg  
Houston  
Huntsville  
Los Angeles  
Malvern  
Memphis

Miami  
Middleburg  
Heights  
Milwaukee  
Minneapolis  
New Orleans  
New York  
Orlando  
Orlando East  
Philadelphia  
Portland  
Princeton  
Richmond  
San Antonio  
San Francisco  
Seattle



# PFM Has a Long-Standing Commitment to Florida

PFM's Florida Clients

## CITIES

Alachua • Belle Isle  
 Boca Raton • Boynton Beach  
 Bradenton • Clermont • Cocoa Beach  
 Coconut Creek • Coral Gables  
 Coral Springs • Daytona Beach  
 DeBary • DeFuniak Springs  
 Deland • Delray Beach • Deltona  
 Doral • Fort Lauderdale  
 Fort Meade • Fort Walton Beach  
 Gainesville • Green Cove Springs  
 Groveland • Haines City  
 Hallandale Beach • Hialeah  
 Jacksonville • Jupiter Island  
 Key Biscayne • Key West  
 Lakeland • Leesburg • Margate  
 Madeira Beach • Marco Island  
 Melbourne • Miami • Miami Beach  
 Miramar • North Palm Beach  
 North Bay Village • North Miami Beach  
 North Port • Oldsmar  
 Orlando • Ormond Beach • Palatka  
 Palm Beach • Palm Beach Gardens  
 Panama City Beach • Plantation  
 Pompano Beach • Port St. Lucie  
 Riviera Beach • Sebring  
 Satellite Beach • St. Augustine  
 St. Petersburg • Sunrise  
 Surfside • Tallahassee  
 Tamarac • Temple Terrace  
 Titusville • Umatilla  
 Vero Beach • West Palm Beach  
 Winter Haven • Winter Garden  
 Winter Park • Winter Springs

## COUNTIES

Alachua • Bay  
 Brevard • Broward  
 Citrus • Clay • Collier  
 Columbia • DeSoto • Duval  
 Flagler • Highlands • Jackson  
 Lake • Leon • Marion • Martin  
 Miami-Dade • Monroe  
 Orange • Okeechobee  
 Osceola • Palm Beach  
 Pasco • Sarasota • Polk  
 Seminole • Santa Rosa • St. Johns  
 St. Lucie • Volusia • Walton

## SCHOOL DISTRICTS

Alachua • Broward  
 Citrus • Columbia  
 Duval • Flagler  
 Hernando • Lake  
 Manatee • Marion  
 Martin • Miami-Dade  
 Orange • Osceola  
 Palm Beach  
 Pasco • Polk • Putnam  
 Sarasota • Seminole  
 Volusia • Walton

## TRANSPORTATION

Canaveral Port Authority  
 Central Florida Expressway Authority  
 Destin-Ft. Walton Beach Airport  
 Hillsborough County Aviation Authority  
 Jacksonville Aviation Authority  
 Jacksonville Seaport Authority  
 Lee County Port Authority  
 Melbourne Airport Authority  
 Palm Beach International Airport  
 Sarasota Manatee Airport Authority  
 Tampa Hillsborough Expressway Auth.  
 Tampa Port Authority

## SPECIAL DISTRICTS

Amelia National CDD • Assembly CID  
 Bogy Creek CDD  
 Greenway Improvement District  
 Everest CIMR CDD  
 Lakewood Ranch Stewardship District  
 Longleaf Pine CDD  
 Myrtle Creek Improvement District  
 Midtown Improvement District  
 Olde Florida CDD  
 New Port Tampa Bay CDD  
 North Sumter County Utility  
 Dependent District  
 Poitras East CDD  
 Sumter Landing CDD  
 Sunbridge Stewardship District  
 The Villages CDD  
 Tomoka CDD  
 University Park Recreation District  
 Village of Gulfstream Park CDD

## STATE OF FLORIDA

Division of Bond Finance

## UTILITIES

Clay County Utility Authority  
 East Central Regional Wastewater  
 Treatment Facilities Board  
 Florida Municipal Power Agency  
 Fort Pierce Utilities Authority  
 Gainesville Regional Utilities  
 Jacksonville Electric Authority  
 Orlando Utilities Commission  
 Tampa Bay Water

## OTHER AUTHORITIES

Blueprint Intergovernmental Agency  
 Florida Development Finance Corp.  
 Sunshine State Governmental  
 Financing Commission

## HEALTHCARE

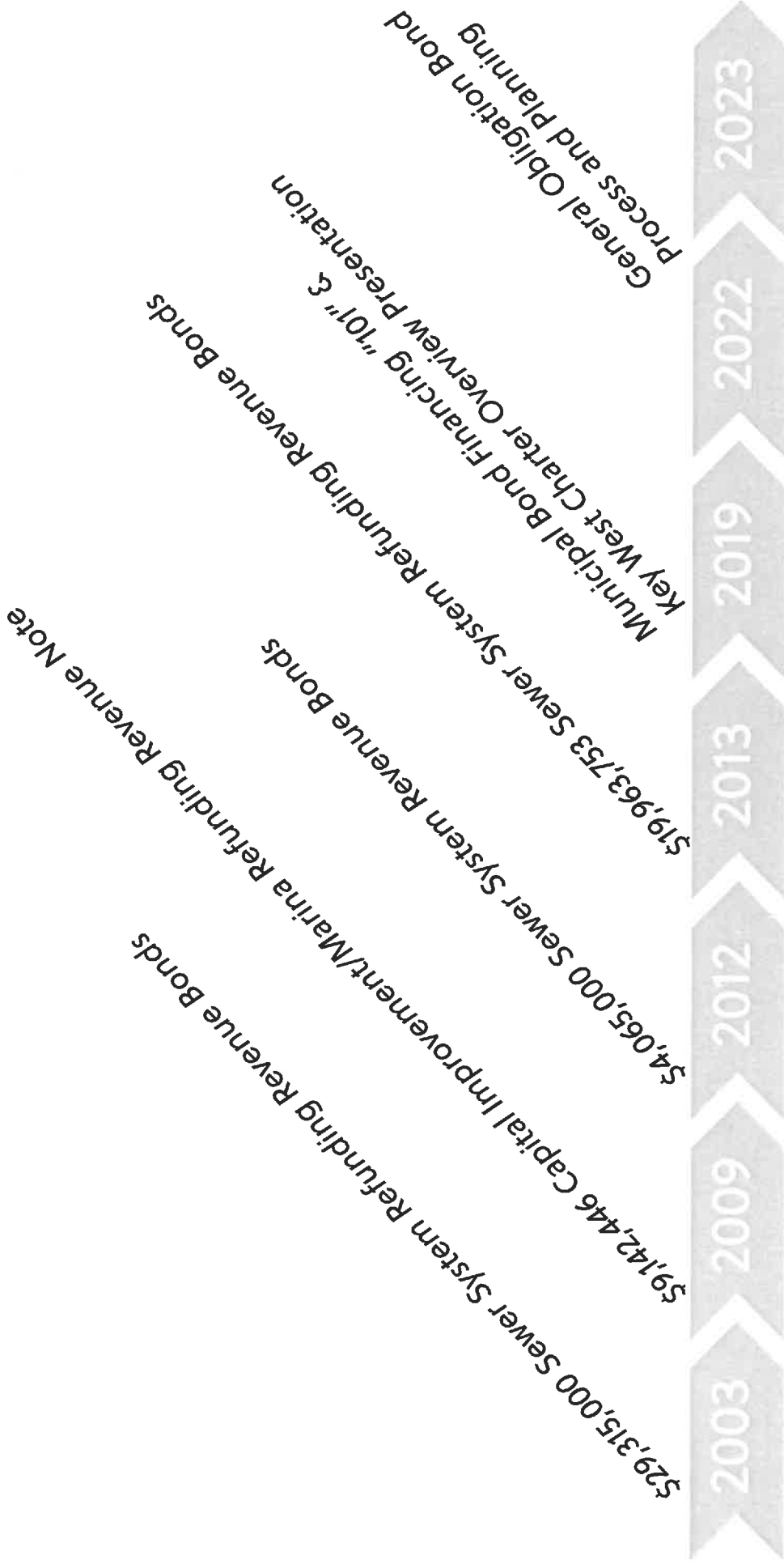
Brooks Rehabilitation  
 Jackson Health System  
 LifeSouth Community Blood Centers  
 North Broward Hospital District  
 Orange County Health Facilities Auth.  
 Winter Park Health Foundation

## HIGHER EDUCATION

Flagler College  
 Florida Gulf Coast University  
 New College  
 Nova Southeastern University  
 Stetson University  
 St. Leo University  
 University of Florida Athletic Assn.  
 University of North Florida  
 University of South Florida



## PFM has worked with the City of Key West for over two decades





## What are General Obligation Bonds?

- General Obligation (“GO”) Bonds are a financing mechanism to fund improvements immediately
  - Bonds are backed by the full faith and credit of the issuing municipality
  - Repaid through the imposition of a dedicated debt service millage levy (Ad Valorem tax)
  - A city-wide voter referendum is required prior to the issuance of GO Bonds
- Projects financed with GO Bonds typically have broad community benefits, such as parks, police/fire facilities, or bridge and street related projects
  - Bond financing allows “Generational Equity” for infrastructure projects as it spreads the cost of the capital project over time
- The cost of the capital project isn’t only borne by the current tax payers, but future ones as well



## Outline of Steps Required for Issuance of General Obligation Bonds

1. **Develop Project List and Estimate Financial Impacts:** City Commission, Administration, and Community stakeholders participate in developing the project list; Quantify preliminary millage estimates
  - **Community Educational Outreach program (step 1)**
2. **Finalize project list:** City Commission finalizes the project list based on initial steps
3. **Authorizing Resolution:** City Commission directs City administration to proceed, City Attorney and Bond Counsel draft resolution authorizing bond referendum
4. **City Commission Meeting:** Approves and adopts the resolution and specifies the ballot question(s). Includes scope of projects, ballot language, and referendum date
5. **Educational outreach program (step 2):** Hold community charettes and other informational sessions about the specific infrastructure investments and estimated millage impact

### GENERAL OBLIGATION BOND REFERENDUM DATE

6. Clerk performs canvas of referendum results
7. City Commission accepts results of the referendum at regularly scheduled Commission meeting
8. Bond Counsel prepares draft Bond Documents (Ordinance, Resolution) for bond validation (if required).
9. File Referendum Validation, City Clerk publishes certain notices, Validation hearing, 30-day appeal, Validation complete
10. Secure Financing: Seek credit ratings, finalize bond structure, notice bond sale, issue bonds, receive funds



## Credit Rating Process and Methodology

- Publicly offered bonds typically require one or more credit ratings from a nationally recognized rating service.
  - Moody's, Standard & Poor's, and Fitch Ratings are three widely-recognized credit agencies
  - A credit score is meant to measure risk to bondholders and an issuers ability to repay debt
  - Investment-Grade Credit scores range from AAA to BBB
  - **The City does not currently have a public credit rating**

S&P	Fitch	Moody's
AAA	AAA	Aaa
AA+	AA+	Aa1
AA	AA	Aa2
AA-	AA-	Aa3
A+	A+	A1
A	A	A2
A-	A-	A3
BBB+	BBB+	Baa1
BBB	BBB	Baa2
BBB-	BBB-	Baa3
BB	BB	Ba
B	B	B
C	C	C

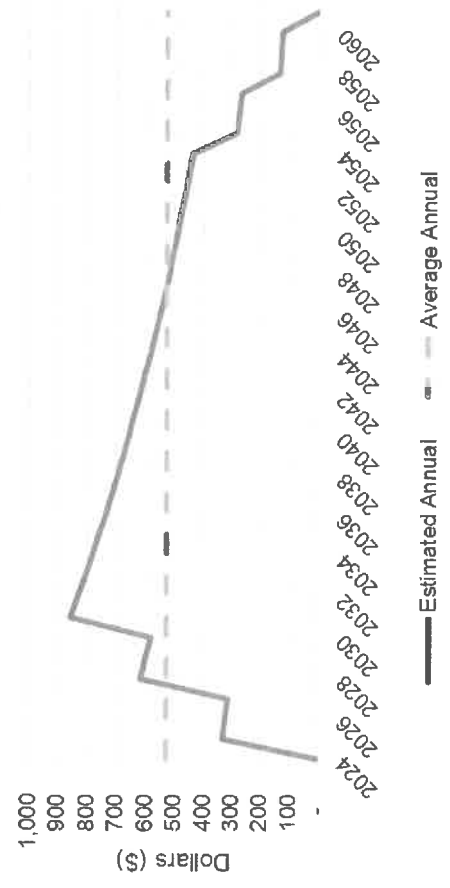




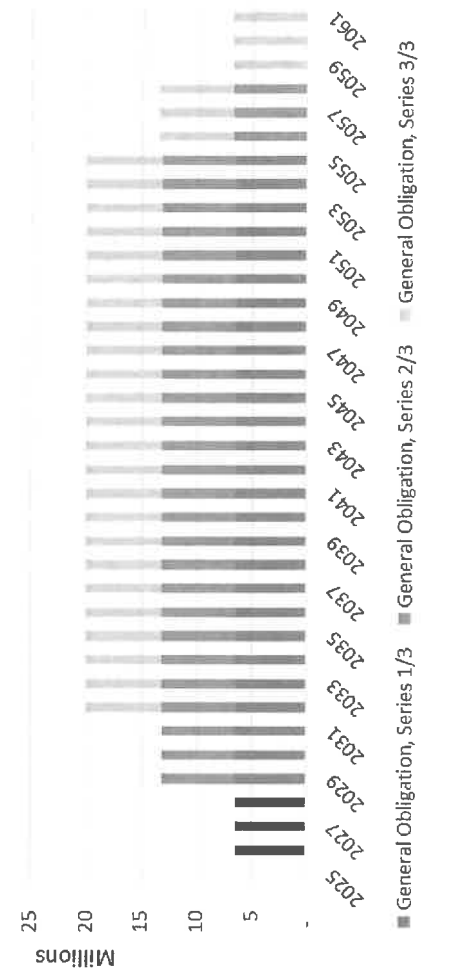
## General Obligation Bonds – Accelerated Capital Program

- It is likely that the City will issue multiple series of bonds to meet construction requirements
  - The table below estimates three (3) \$100 million bond issuances with a 30-yr term, issued every three (3) years
  - As such, the annual impact is mitigated in the initial years until the full amount has been issued
- The table below also assumes a modest 3% annual tax base growth
  - Average homestead property tax impact would be approximately \$528/yr
  - Any new construction and subsequent increases to the City's tax base over \$10.2 billion, would reduce the impact to a homestead property

Homeowner Impact (\$592,000 Property)



General Obligation Bonds  
Three \$100mm Issuances, 30yr term



Notes:

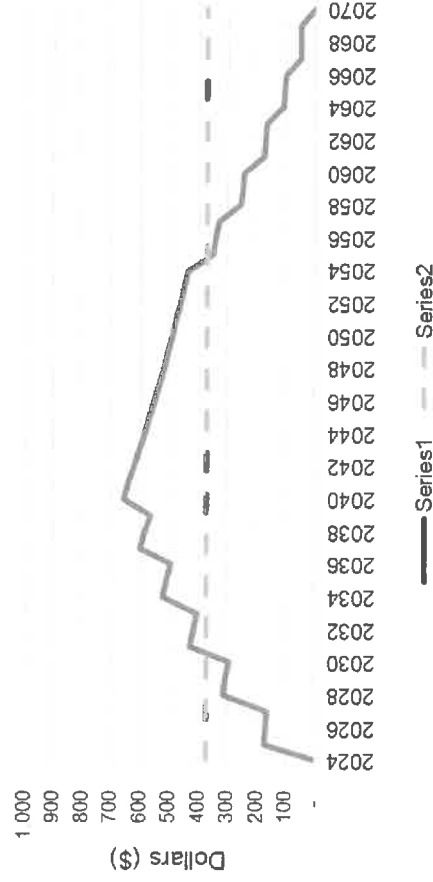
- Preliminary.** For discussion purposes only. Numbers are subject to change depending on market conditions at the time of sale.
- \*Estimated based on a \$100M every three years starting in FY 2025. Assumes average borrowing rates of 5.25%
- \*Median Key West homestead residential taxable value of \$592,000
- \*Assumes 3% annual growth to the City's Taxable Assessed Values



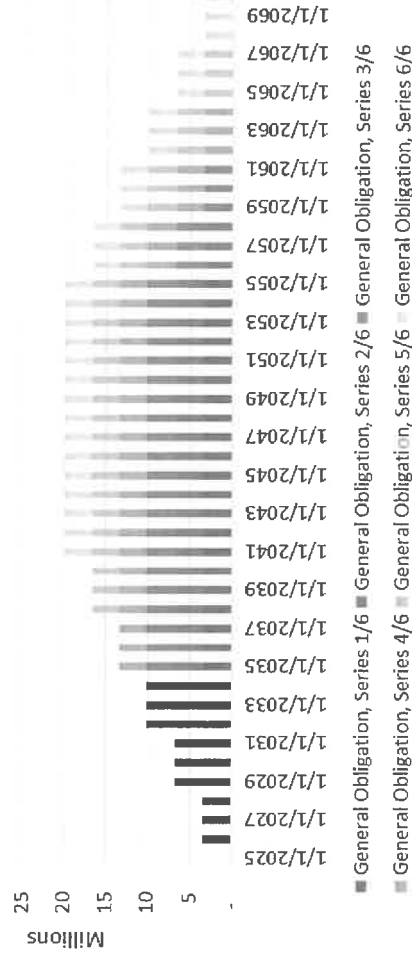
## General Obligation Bonds – Three Sequenced Bond Issuances

- It is likely that the City will issue multiple series of bonds to meet construction requirements
  - The table below estimates six (6) \$50 million bond issuances with a 30-yr term, issued every three (3) years
  - As such, the annual impact is mitigated in the initial years until the full amount has been issued
- The table below also assumes 3% annual growth to the tax base
  - Average homestead property tax impact would be approximately \$373/yr
  - Any new construction and subsequent increases to the City's tax base over \$10.2 billion, would reduce the impact to a homestead property

Homeowner Impact (\$592,000 Property)



General Obligation Bonds  
Six \$50mm Issuances, 30yr term



Notes:

- Preliminary. For discussion purposes only. Numbers are subject to change depending on market conditions at the time of sale.
- Estimated based on a \$50M every six years starting in FY 2025. Assumes average borrowing rates of 5.25%
- Median Key West homestead residential taxable value of \$592,000
- Assumes 3% annual growth to the City's Taxable Assessed Values



## Summary

- The City's contemplating up to \$300 million of capital investment towards infrastructure projects
  - Any infrastructure investment that is funded through the capital markets will require voter referendum
  - The City currently maintains a very low debt burden and we would expect to achieve a stable investment grade rating
- Preliminary figures utilized two scenarios for the issuance of bonds: a 9-10 year program, and a 15-20 year program
  - The timing of the bond financings will directly depend on the speed of the City's capital infrastructure projects
- *The financing scenarios utilize a blended interest rate of 5.25% for all borrowings*
  - *In the current market, the borrowing rate would be estimated to be below 5%*
- *Preliminary results suggest an average tax impact of \$527 for the accelerated scenario and \$373 for the normalized scenario*
  - *Any increases to the City's overall Taxable Assessed Value, including new construction and non-homesteaded properties, would further reduce the impact to homestead properties*



pfm

# City of Key West, FL Overview of General Obligation Bonds

January 11, 2024

---

PFM Financial Advisors LLC

---

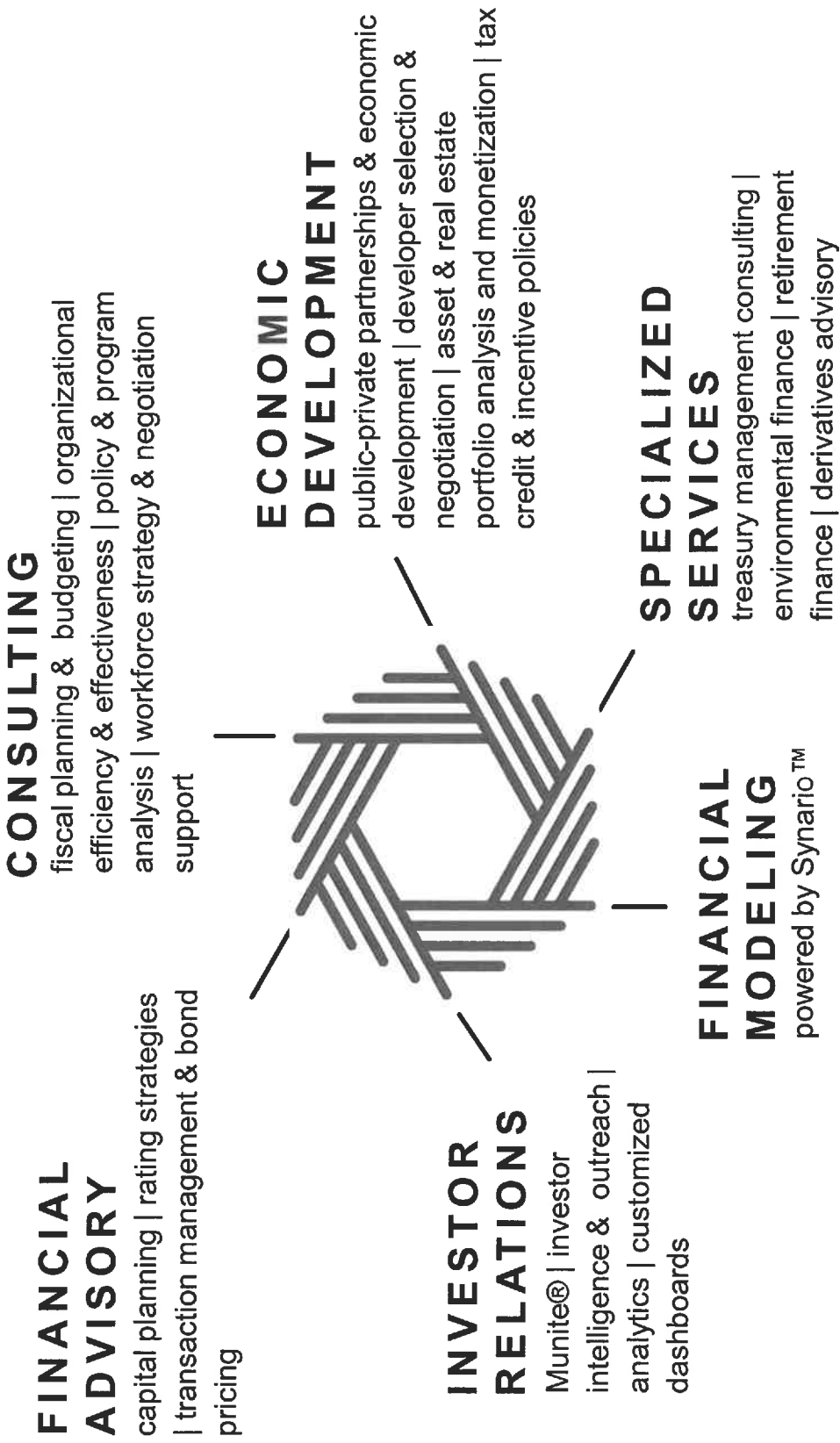
2222 Ponce de Leon Blvd  
Coral Gables, FL  
33134

---

[www.pfm.com](http://www.pfm.com)



## PFM has Provided a Full Scope of Services to Municipalities for over 40 years





# PFM provides both National and Florida Experience

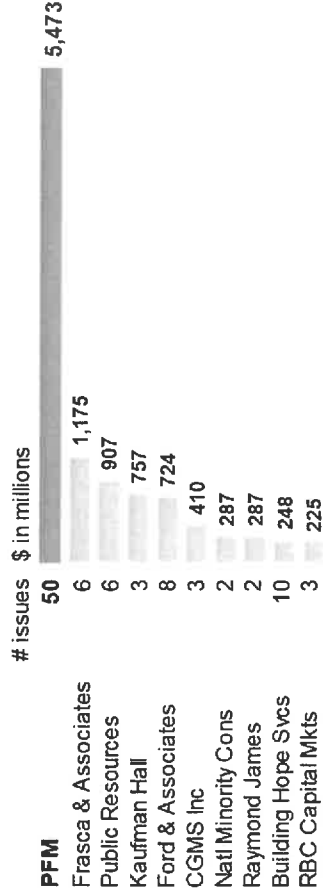
PFM's Florida Clients

- PFM has been serving Florida clients for over 30 years and has 15 professionals covering the state, with offices in Orlando and Miami
- In 2022, PFM served as financial advisor on 50 Florida transactions totaling nearly \$5.5 billion

## 2022 Full Year Florida Overall Long Term Municipal New Issues

Municipal Financial Advisory Ranking - Full Credit to Each Financial Advisor

Source: Ipreo

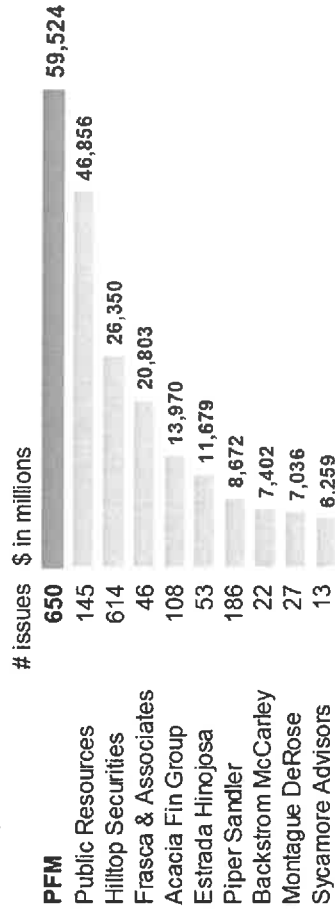


\*Ranked by Ipreo in terms of par amount as of December 31, 2022

## 2022 Full Year Overall Long Term Municipal New Issues

Municipal Financial Advisory Ranking - Full Credit to Each Financial Advisor

Source: Ipreo

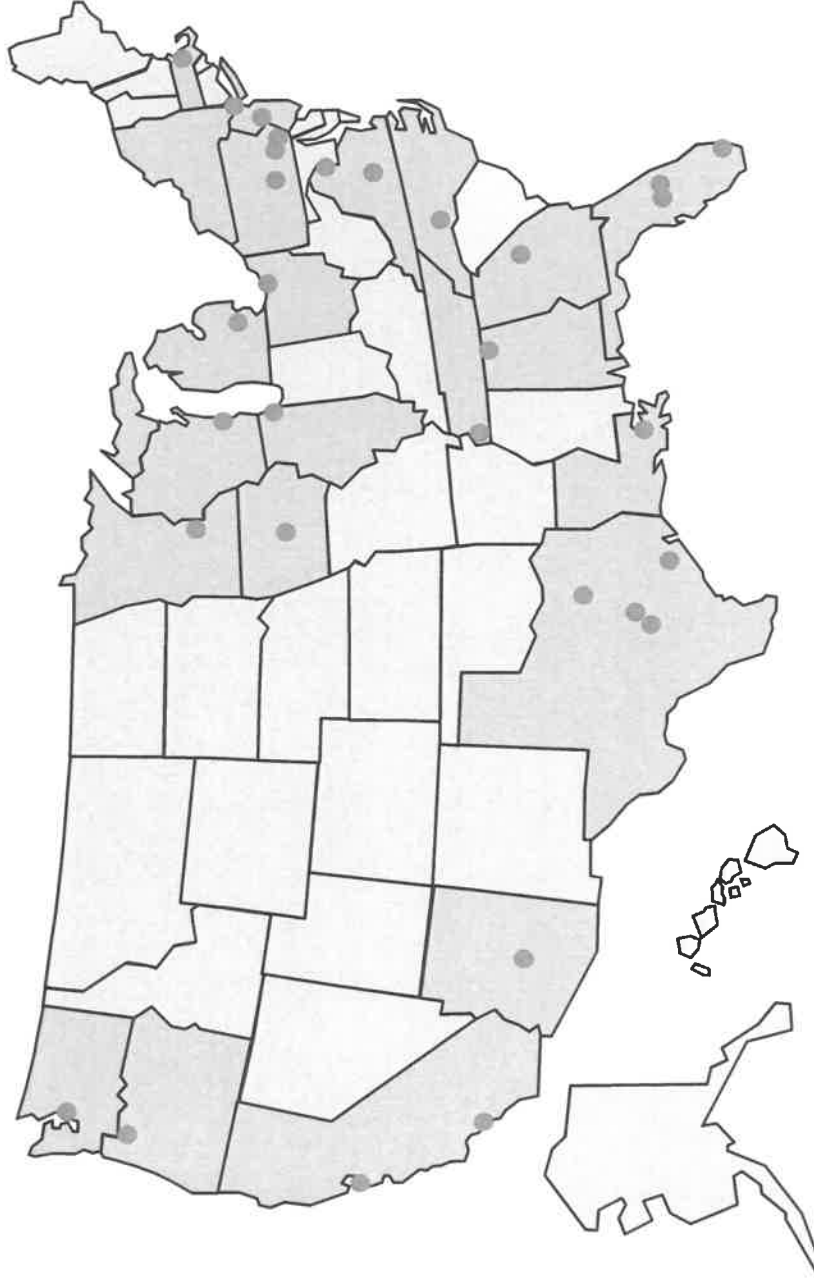


\*Ranked by Ipreo Munic. in terms of par amount as of December 31, 2022



## PFM's National Presence Offers Insight into National Trends

● National presence includes over 350 professionals operating from 32 offices across the U.S.



### PFM Offices

Ann Arbor  
Arlington  
Atlanta  
Austin  
Boston  
Chandler  
Charlotte  
Chicago  
Dallas  
Des Moines  
Harrisburg  
Houston  
Huntsville  
Los Angeles  
Malvern  
Memphis

Miami  
Middleburg  
Heights  
Milwaukee  
Minneapolis  
New Orleans  
New York  
**Orlando**  
**Orlando East**  
Philadelphia  
Portland  
Princeton  
Richmond  
San Antonio  
San Francisco  
Seattle



# PFM Has a Long-Standing Commitment to Florida

## PFM's Florida Clients

### CITIES

Alachua • Belle Isle  
 Boca Raton • Boynton Beach  
 Bradenton • Clermont • Cocoa Beach  
 Coconut Creek • Coral Gables  
 Coral Springs • Daytona Beach  
 DeBary • DeFuniak Springs  
 DeLand • Delray Beach • Deltona  
 Doral • Fort Lauderdale  
 Fort Meade • Fort Walton Beach  
 Gainesville • Green Cove Springs  
 Groveland • Haines City  
 Hallandale Beach • Hialeah  
 Jacksonville • Jupiter Island  
 Key Biscayne • Key West  
 Lakeland • Leesburg • Margate  
 Madeira Beach • Marco Island  
 Melbourne • Miami • Miami Beach  
 Miramar • North Palm Beach  
 North Bay Village • North Miami Beach  
 North Port • Oldsmar  
 Orlando • Ormond Beach • Palatka  
 Palm Beach • Palm Beach Gardens  
 Panama City Beach • Plantation  
 Pompano Beach • Port St. Lucie  
 Riviera Beach • Sebring  
 Satellite Beach • St. Augustine  
 St. Petersburg • Sunrise  
 Surfside • Tallahassee  
 Tamarac • Temple Terrace  
 Titusville • Umatilla  
 Vero Beach • West Palm Beach  
 Winter Haven • Winter Garden  
 Winter Park • Winter Springs

### COUNTIES

Alachua • Bay  
 Brevard • Broward  
 Citrus • Clay • Collier  
 Columbia • DeSoto • Duval  
 Flagler • Highlands • Jackson  
 Lake • Leon • Marion • Martin  
 Miami-Dade • Monroe  
 Orange • Okeechobee  
 Osceola • Palm Beach  
 Pasco • Sarasota • Polk  
 Seminole • Santa Rosa • St. Johns  
 St. Lucie • Volusia • Walton

### SCHOOL DISTRICTS

Alachua • Broward  
 Citrus • Columbia  
 Duval • Flagler  
 Hernando • Lake  
 Manatee • Marion  
 Martin • Miami-Dade  
 Orange • Osceola  
 Palm Beach  
 Pasco • Polk • Putnam  
 Sarasota • Seminole  
 Volusia • Walton

### TRANSPORTATION

Canaveral Port Authority  
 Central Florida Expressway Authority  
 Destin-Ft. Walton Beach Airport  
 Hillsborough County Aviation Authority  
 Jacksonville Aviation Authority  
 Jacksonville Seaport Authority  
 Lee County Port Authority  
 Melbourne Airport Authority  
 Palm Beach International Airport  
 Sarasota Manatee Airport Authority  
 Tampa Hillsborough Expressway Auth.  
 Tampa Port Authority

### SPECIAL DISTRICTS

Amelia National CDD • Assembly CID  
 Bogy Creek CDD  
 Greenway Improvement District  
 Everest CMR CDD  
 Lakewood Ranch Stewardship District  
 Longleaf Pine CDD  
 Myrtle Creek Improvement District  
 Midtown Improvement District  
 Olde Florida CDD  
 New Port Tampa Bay CDD  
 North Sumter County Utility  
 Dependent District  
 Poitras East CDD  
 Sumter Landing CDD  
 Sunbridge Stewardship District  
 The Villages CDD  
 Tomoka CDD  
 University Park Recreation District  
 Village of Gulfstream Park CDD

### STATE OF FLORIDA

Division of Bond Finance

### UTILITIES

Clay County Utility Authority  
 East Central Regional Wastewater  
 Treatment Facilities Board  
 Florida Municipal Power Agency  
 Fort Pierce Utilities Authority  
 Gainesville Regional Utilities  
 Jacksonville Electric Authority  
 Orlando Utilities Commission  
 Tampa Bay Water

### HEALTHCARE

Brooks Rehabilitation  
 Jackson Health System  
 LifeSouth Community Blood Centers  
 North Broward Hospital District  
 Orange County Health Facilities Auth.  
 Winter Park Health Foundation

### HIGHER EDUCATION

Flagler College  
 Florida Gulf Coast University  
 New College  
 Nova Southeastern University  
 Stetson University  
 St. Leo University  
 University of Florida Athletic Assn.  
 University of North Florida  
 University of South Florida

### OTHER AUTHORITIES

Blueprint Intergovernmental Agency  
 Florida Development Finance Corp.  
 Sunshine State Governmental  
 Financing Commission





## PFM has worked with the City of Key West for over two decades





## What are General Obligation Bonds?

- General Obligation (“GO”) Bonds are a financing mechanism to fund improvements immediately
  - Bonds are backed by the full faith and credit of the issuing municipality
  - Repaid through the imposition of a dedicated debt service millage levy (Ad Valorem tax)
  - A city-wide voter referendum is required prior to the issuance of GO Bonds
- Projects financed with GO Bonds typically have broad community benefits, such as parks, police/fire facilities, or bridge and street related projects
- Bond financing allows “Generational Equity” for infrastructure projects as it spreads the cost of the capital project over time
- The cost of the capital project isn’t only borne by the current tax payers, but future ones as well

TSO

## Slide 7

---

**TS0** Our committee felt the highlighted text should be either moved up or have a separate slide. This information is what our Commission and advisory boards will like to see.

Todd C Stoughton, 2024-01-03T21:15:13.845



## Outline of Steps Required for Issuance of General Obligation Bonds

TSO

- 1. Develop Project List and Estimate Financial Impacts:** City Commission, Administration, and Community stakeholders participate in developing the project list; Quantify preliminary millage estimates
  - *Community Educational Outreach program (step 1)*
- 2. Finalize project list:** City Commission finalizes the project list based on initial steps
- 3. Authorizing Resolution:** City Commission directs City administration to proceed, City Attorney and Bond Counsel draft resolution authorizing bond referendum
- 4. City Commission Meeting:** Approves and adopts the resolution and specifies the ballot question(s). Includes scope of projects, ballot language, and referendum date
- 5. Educational outreach program (step 2):** Hold community charettes and other informational sessions about the specific infrastructure investments and estimated millage impact
  - GENERAL OBLIGATION BOND REFERENDUM DATE**
6. Clerk performs canvas of referendum results
7. City Commission accepts results of the referendum at regularly scheduled Commission meeting
8. Bond Counsel prepares draft Bond Documents (Ordinance, Resolution) for bond validation (if required).
9. File Referendum Validation, City Clerk publishes certain notices, Validation hearing, 30-day appeal, Validation complete
10. Secure Financing: Seek credit ratings, finalize bond structure, notice bond sale, issue bonds, receive funds

**Slide 8**

---

**TSO**

**Committee feels this should be moved up in priority to number 4.**

Todd C. Stoughton, 2024-01-03T21:16:20-12:1



## Credit Rating Process and Methodology

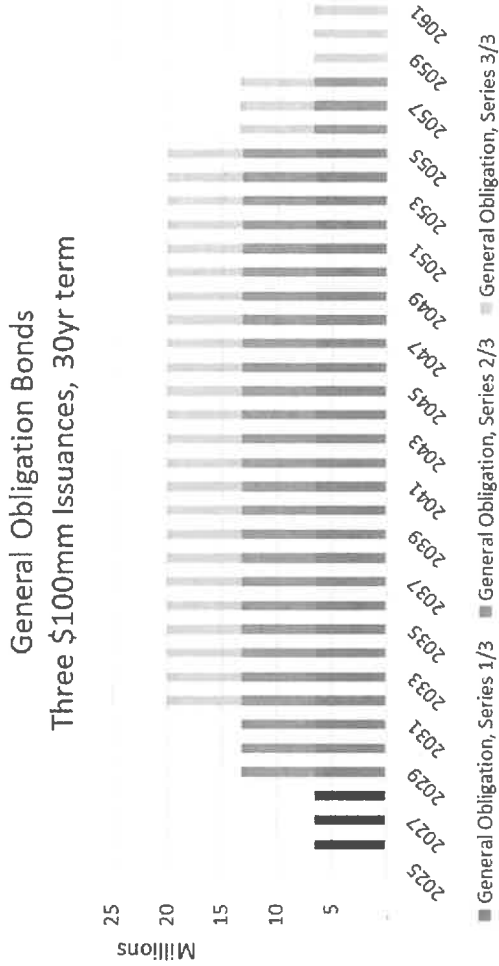
- Publicly offered bonds typically require one or more credit ratings from a nationally recognized rating service.
  - Moody's, Standard & Poor's, and Fitch Ratings are three widely-recognized credit agencies
  - A credit score is meant to measure risk to bondholders and an issuers ability to repay debt
  - Investment-Grade Credit scores range from AAA to BBB
  - ***The City does not currently have a public credit rating***

S&P	Fitch	Moody's
AAA	AAA	Aaa
AA+	AA+	Aa1
AA	AA	Aa2
AA-	AA-	Aa3
A+	A+	A1
A	A	A2
A-	A-	A3
BBB+	BBB+	Baa1
BBB	BBB	Baa2
BBB-	BBB-	Baa3
BB	BB	Ba
B	B	B
C	C	C



## General Obligation Bonds – Accelerated Capital Program

- It is likely that the City will issue multiple series of bonds to meet construction requirements
  - The table below estimates three (3) \$100 million bond issuances with a 30-yr term, issued every three (3) years
  - As such, the annual impact is mitigated in the initial years until the full amount has been issued
- The table below also assumes a modest 3% annual tax base growth
  - Average homestead property tax impact would be approximately \$528/yr
  - Any new construction and subsequent increases to the City's tax base over \$10.2 billion, would reduce the impact to a homestead property



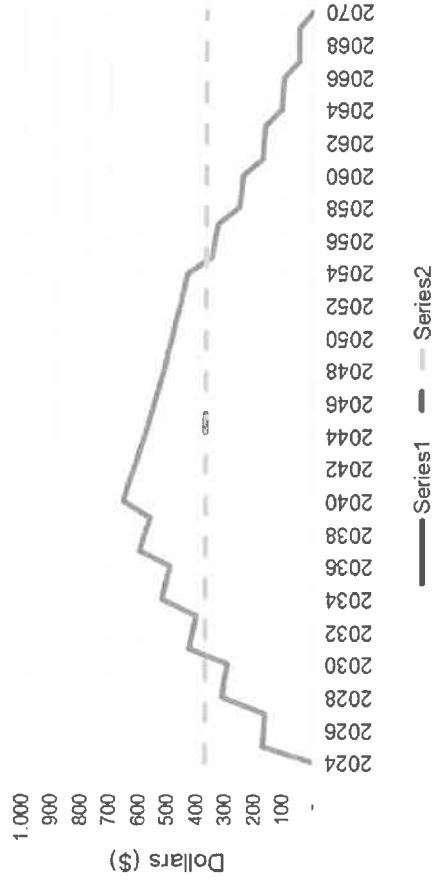
Notes:  
**Preliminary.** For discussion purposes only. Numbers are subject to change depending on market conditions at the time of sale.  
 \*Estimated based on a \$100M every three years starting in FY 2025. Assumes average borrowing rates of 5.25%  
 \*Median Key West homestead residential taxable value of \$592,000  
 \*Assumes 3% annual growth to the City's Taxable Assessed Values



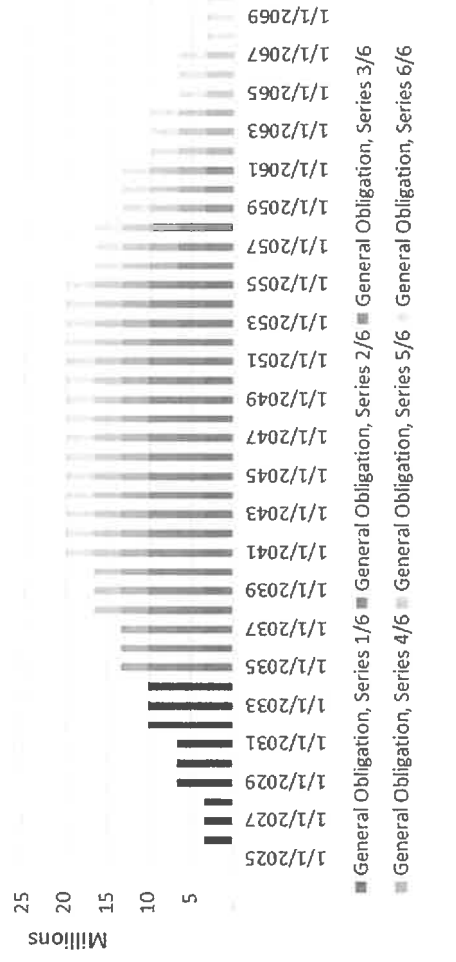
## General Obligation Bonds – Three Sequenced Bond Issuances

- It is likely that the City will issue multiple series of bonds to meet construction requirements
  - The table below estimates six (6) \$50 million bond issuances with a 30-yr term, issued every three (3) years
  - As such, the annual impact is mitigated in the initial years until the full amount has been issued
- The table below also assumes 3% annual growth to the tax base
  - Average homestead property tax impact would be approximately \$373/yr
  - Any new construction and subsequent increases to the City's tax base over \$10.2 billion, would reduce the impact to a homestead property

Homeowner Impact (\$592,000 Property)



General Obligation Bonds  
Six \$50mm Issuances, 30yr term



Notes:  
**Preliminary.** For discussion purposes only. Numbers are subject to change depending on market conditions at the time of sale.  
 \*Estimated based on a \$50M every six years starting in FY 2025. Assumes average borrowing rates of 5.25%  
 \*Median Key West homestead residential taxable value of \$592,000  
 \*Assumes 3% annual growth to the City's Taxable Assessed Values





## Summary

- The City's contemplating up to \$300 million of capital investment towards infrastructure projects
  - Any infrastructure investment that is funded through the capital markets will require voter referendum
  - The City currently maintains a very low debt burden and we would expect to achieve a stable investment grade rating
- Preliminary figures utilized two scenarios for the issuance of bonds: a 9-10 year program, and a 15-20 year program
  - The timing of the bond financings will directly depend on the speed of the City's capital infrastructure projects
- *The financing scenarios utilize a blended interest rate of 5.25% for all borrowings*
  - *In the current market, the borrowing rate would be estimated to be below 5%*
- *Preliminary results suggest an average tax impact of \$527 for the accelerated scenario and \$373 for the normalized scenario*
  - *Any increases to the City's overall Taxable Assessed Value, including new construction and non-homesteaded properties, would further reduce the impact to homestead properties*

**Slide 12**

---

**TS0**

Committee recommended changing this footnote to a separate bullet on the slide.

Todd C. Stoughton, 2024-01-03T21:17:46-042

**Thank you!**

**Any Questions?**



**pfm**