



# Monthly Port & Marine Services Department Report

To: Albert P. Childress  
City Manager

Date: March 14, 2024

From: Steve McAlearney  
Port and Marine Services Director

Subject: February 2024- Port and Marine Services Report

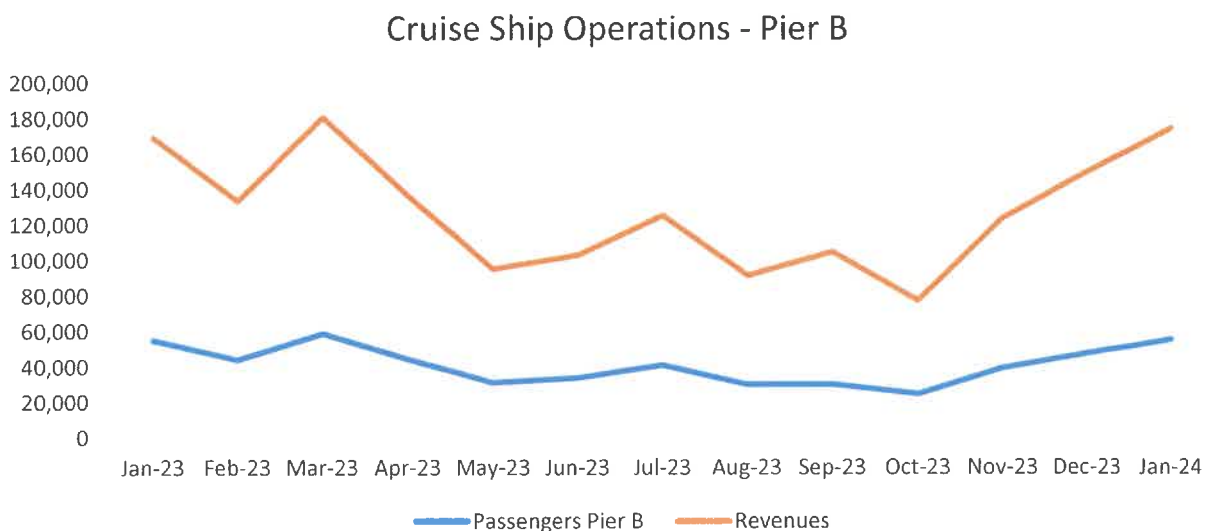
## Port

### Pier B

- 22 cruise ship visits
- \$174,433 passenger fee revenue

### Mallory T-Pier

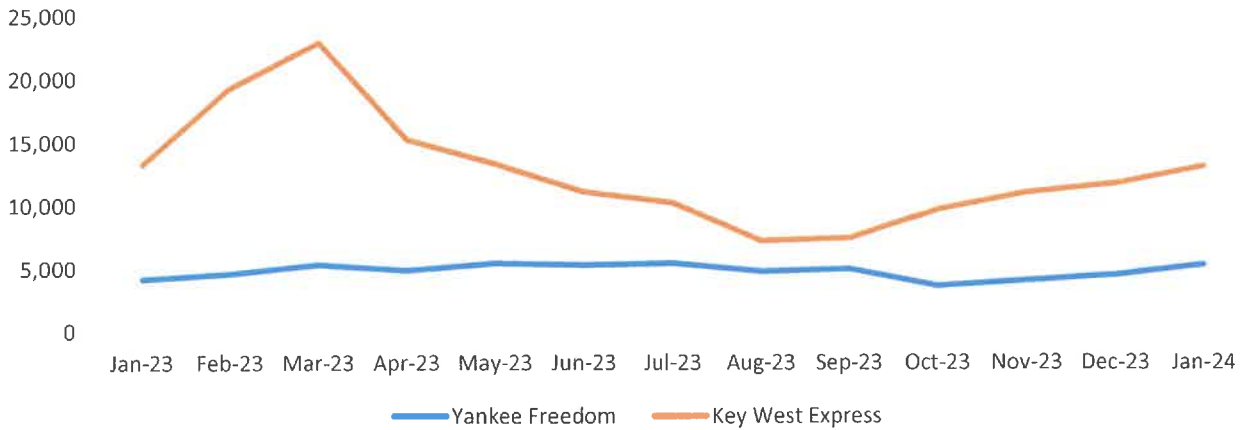
- 8 cruise ship visits
- \$17,838 passenger fee revenue



## Ferry Terminal

- 18,347 total ferry passengers
- \$36,925 passenger fee revenue
- 45,856 gallons diesel sold

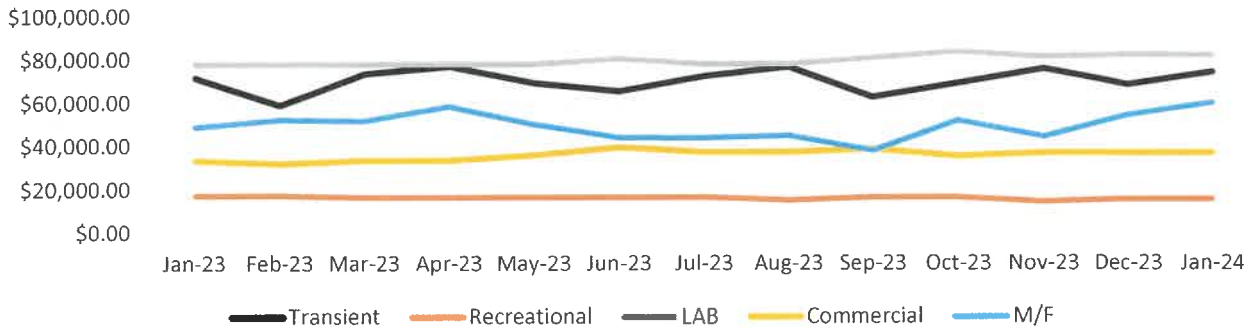
### Passenger Count / Ferry Terminal



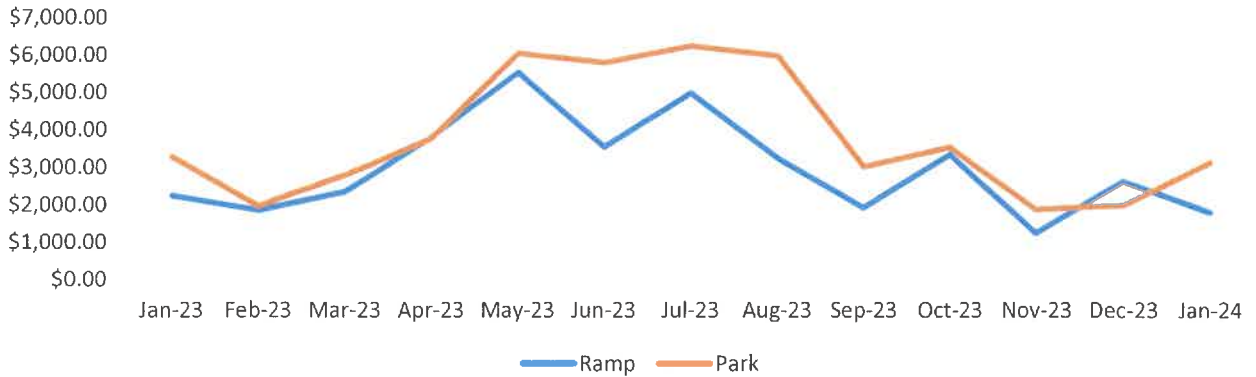
### City Marina @ Garrison Bight

- \$125,651 transient, commercial and recreational dockage revenue
- \$81,949 liveaboard dockage revenue
- \$59,824 mooring field revenue
- \$4,938 ramp fees and parking revenue

### City Marina at Garrison Bight Revenues



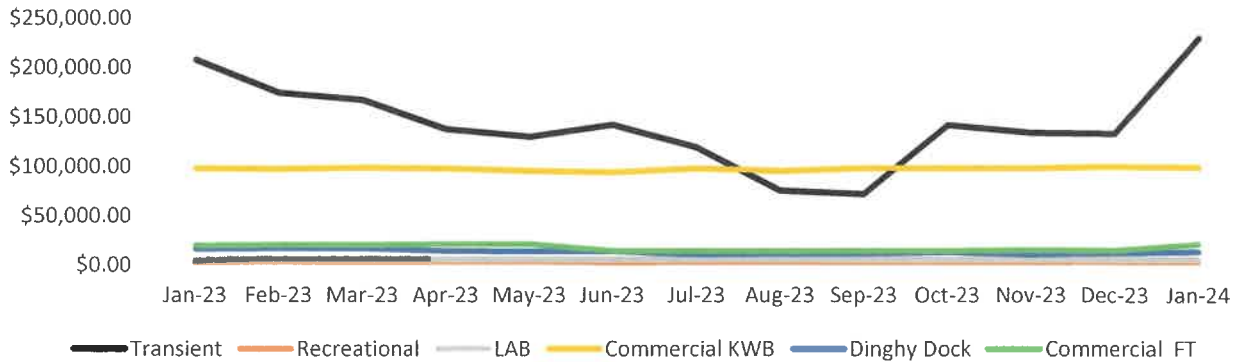
### City Marina at Garrison Bight - Ramp / Parking Fees



### Key West Historic Seaport

- \$370,280 total monthly wet slip revenue
- 10,144 gallons gas sold
- 16,596 gallons diesel sold

### Key West Bight & Ferry Terminal Dockage Revenue



### Key West Bight & Ferry Terminal Fuel Sales in Gallons

