



Monthly Building Department Report

To: Albert Childress, City Manager

APC

Date: July 13, 2023

From: Raj Ramsingh; Building Department Director

Subject: June 2023 Building Department Report

- **Permits**

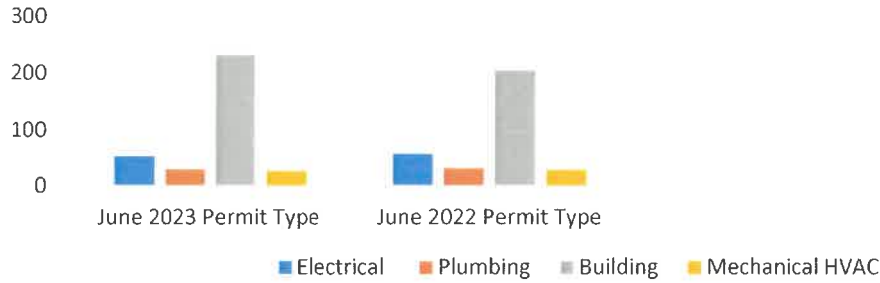
- 361 Permit Applications Received
 - 343 Permits Issued
 - 73 Permits ready for Pickup
 - 7 permits approved with conditions.
 - 1 permit under review
 - 18 permits completed.
 - 1 Permits voided due to no permit needed.
- Total permit projects valuations \$38,078,878.99
- Total permit fees charged- \$1,143,870.76.
- Total fees pending- \$229,469.62
- 220 Permits finalized
- 167 Expired permits from 2012 were administratively closed.
- 111 Permits expired in June.
 - Email reminders sent to applicants to reinstate permits and request inspections.
- Update on Outstanding permit fees totaling \$407,076.50. As of June 5th, 69% of the outstanding fees have been collected.

- **Inspections**


- 689 Complete Inspections
 - 191 completed by Private Providers (Owner's Option)
- 699 Inspections requested.
 - 24 were cancelled.
 - 10 were no access given.
 - 57 Disapproved

JUNE 2023 vs. JUNE 2022

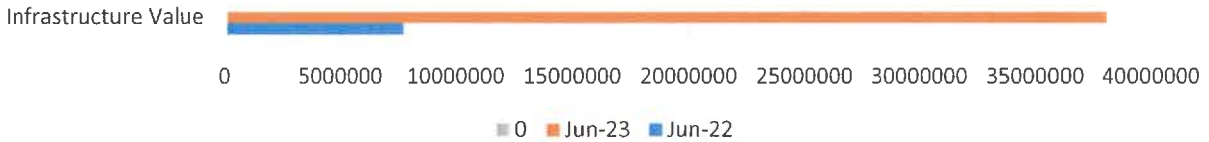
PERMITS BY TRADES JUNE 2023 vs. JUNE 2022



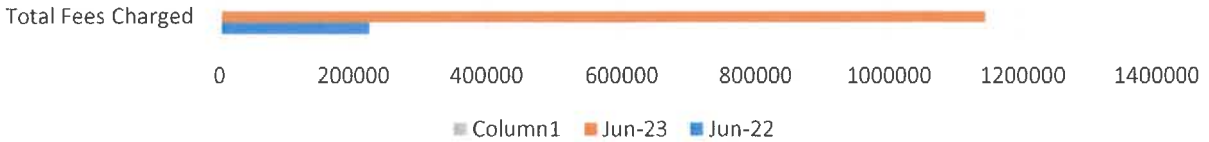
REVENUES BY TRADES JUNE 2023 vs. JUNE 2022



BUILDING PERMIT JOB VALUES



BUILDING PERMIT REVENUES



| DATES | # OF ELECTRICAL | # OF PLUMBING PERMITS | # OF MECHANICAL HVAC | # OF BUILDING PERMITS | TOTAL PERMITS | INFRASTRUCTURE VALUE | | TOTAL FEES CHARGED | |
|---------|-----------------|-----------------------|----------------------|-----------------------|---------------|----------------------|-------------|--------------------|-------------|
| June-23 | 53 | 30 | 27 | 233 | 343 | \$38,078,878.99 | 393% | \$1,143,870.76 | 412% |
| June-22 | 57 | 32 | 29 | 205 | 323 | \$7,715,639.49 | | \$223,076.55 | |



Permits Issued - Summary by Type

City of Key West

Date Range Between 6/1/2023 and 6/30/2023

| PERMIT TYPE | NUMBER OF PERMITS ISSUED | VALUATION | FEES CHARGED |
|-----------------------|--------------------------|------------------------|-----------------------|
| ACCESSORY STRUCTURE | 2 | \$308,871.87 | \$10,535.79 |
| AWNINGS | 3 | \$22,565.00 | \$1,258.80 |
| CERTIFICATE ONLY | 2 | \$0.00 | \$3,982.31 |
| DECK | 10 | \$509,327.00 | \$19,393.01 |
| DEMO OTHER | 1 | \$1,200.00 | \$244.44 |
| DEMO PARTIAL | 8 | \$142,250.00 | \$4,334.60 |
| DEMOLITION | 2 | \$45,000.00 | \$1,285.42 |
| ELECTRIC SOLAR | 1 | \$70,000.00 | \$1,846.88 |
| ELECTRICAL | 47 | \$1,524,327.28 | \$38,911.45 |
| FENCE | 17 | \$115,688.00 | \$4,572.59 |
| FIRE SPRINKLER SYSTEM | 3 | \$50,170.00 | \$2,147.76 |
| FIRE SUPPRESSION | 1 | \$168,850.00 | \$5,929.50 |
| FOUNDATION | 1 | \$44,000.00 | \$1,690.28 |
| FUEL GAS | 6 | \$15,215.00 | \$1,549.21 |
| HARC | 19 | \$376,265.00 | \$1,746.63 |
| MECHANICAL HVAC | 27 | \$394,191.89 | \$13,835.70 |
| PAVERS | 3 | \$17,452.00 | \$1,435.73 |
| PLUMBING | 30 | \$1,984,155.00 | \$52,802.02 |
| POOL | 4 | \$313,950.00 | \$3,539.87 |
| POOL RESURFACING | 9 | \$75,425.00 | \$1,550.10 |
| RENOVATION EXTERIOR | 69 | \$4,038,375.62 | \$168,425.83 |
| RENOVATION INTERIOR | 27 | \$26,215,290.00 | \$762,574.20 |
| ROOFING | 35 | \$839,747.00 | \$18,069.82 |
| SIGN NO ELECTRIC | 4 | \$9,850.00 | \$1,052.05 |
| SIGN WITH ELECTRIC | 5 | \$28,323.33 | \$1,082.98 |
| SINGLE FAMILY HOME | 1 | \$450,000.00 | \$11,222.64 |
| SITE WORK | 1 | \$77,000.00 | \$2,275.20 |
| SLAB | 4 | \$184,390.00 | \$5,674.38 |
| SPA | 1 | \$57,000.00 | \$901.57 |
| Totals: | 343 | \$38,078,878.99 | \$1,143,870.76 |





Permits Issued - Summary by Type

City of Key West

Date Range Between 6/1/2022 and 6/30/2022

| PERMIT TYPE | NUMBER OF PERMITS ISSUED | VALUATION | FEE CHARGED |
|-----------------------|--------------------------|-----------------------|---------------------|
| ASPHALT COATING | 1 | \$20,000.00 | \$778.04 |
| CARPORT | 2 | \$14,600.00 | \$503.49 |
| DECK | 6 | \$73,967.00 | \$3,353.49 |
| DEMO OTHER | 4 | \$40,674.00 | \$1,071.94 |
| DEMO PARTIAL | 5 | \$31,500.00 | \$830.62 |
| DOCK | 2 | \$39,895.00 | \$1,506.66 |
| ELECTRICAL | 57 | \$715,179.00 | \$20,531.63 |
| FENCE | 9 | \$81,100.00 | \$2,173.16 |
| FIRE SPRINKLER SYSTEM | 4 | \$103,455.00 | \$3,888.36 |
| FIRE SUPPRESSION | 1 | \$5,500.00 | \$281.50 |
| FOUNDATION | 1 | \$500.00 | \$190.70 |
| FUEL GAS | 5 | \$14,700.00 | \$1,169.00 |
| HARC | 10 | \$94,247.00 | \$391.02 |
| MECHANICAL HOOD | 1 | \$18,500.00 | \$616.95 |
| MECHANICAL HVAC | 29 | \$421,372.75 | \$14,780.60 |
| OTHER STRUCTURE | 3 | \$1,200,308.29 | \$34,478.25 |
| PAVERS | 4 | \$38,700.00 | \$1,557.50 |
| PLUMBING | 32 | \$357,020.00 | \$10,419.63 |
| POOL | 8 | \$346,600.00 | \$9,077.16 |
| POOL RESURFACING | 10 | \$60,110.00 | \$1,257.58 |
| RENOVATION EXTERIOR | 53 | \$992,462.09 | \$34,576.67 |
| RENOVATION INTERIOR | 23 | \$979,110.00 | \$27,145.51 |
| ROOFING | 39 | \$692,510.00 | \$15,473.23 |
| SHUTTERS | 5 | \$36,179.36 | \$1,441.41 |
| SIGN NO ELECTRIC | 5 | \$3,650.00 | \$1,121.52 |
| SINGLE FAMILY HOME | 3 | \$1,333,000.00 | \$34,384.93 |
| SLAB | 1 | \$800.00 | \$76.00 |
| Totals: | 323 | \$7,715,639.49 | \$223,076.55 |

