



Monthly Key West Police Department Report

To: Todd Stoughton
Interim City Manager

Date: November 14, 2024

From: Sean T. Brandenburg
Chief of Police

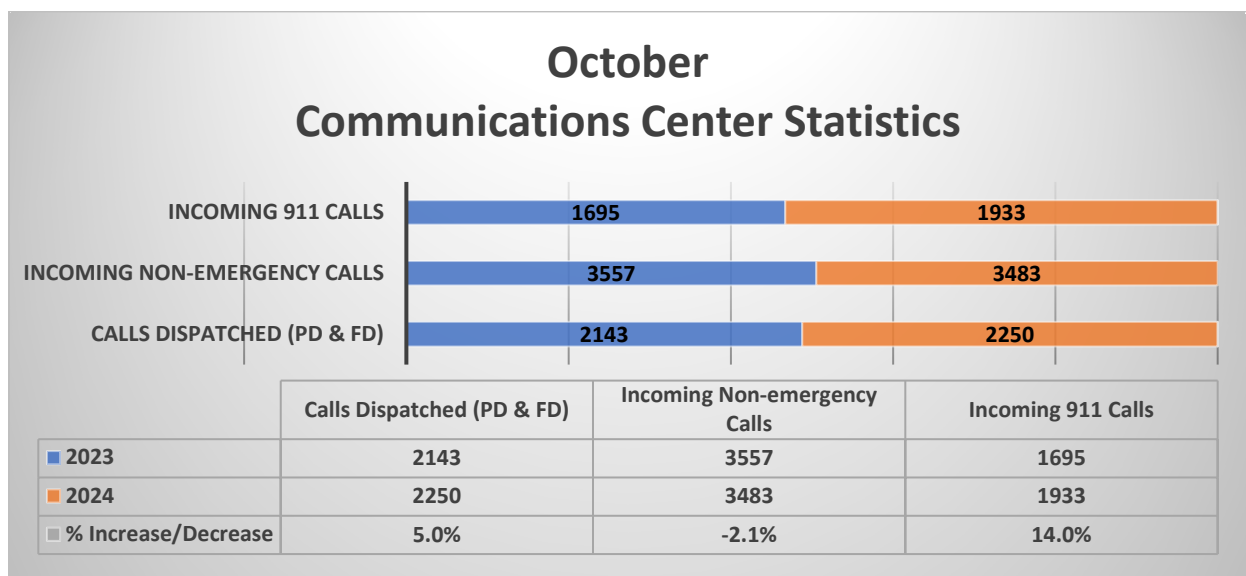
Subject: October 2024 Police Department Report

In October 2024, the Key West Police Department's Communication Center received 5,416 calls into the dispatch center. Of those calls, 1,933 came directly to 911. Those calls generated 2,250 calls for service for police/fire/rescue. Compared to October 2023, we experienced a 14% increase in 911 calls, a 2.1% decrease in non-emergency calls, and a 5% increase in calls for service for police/fire/rescue.

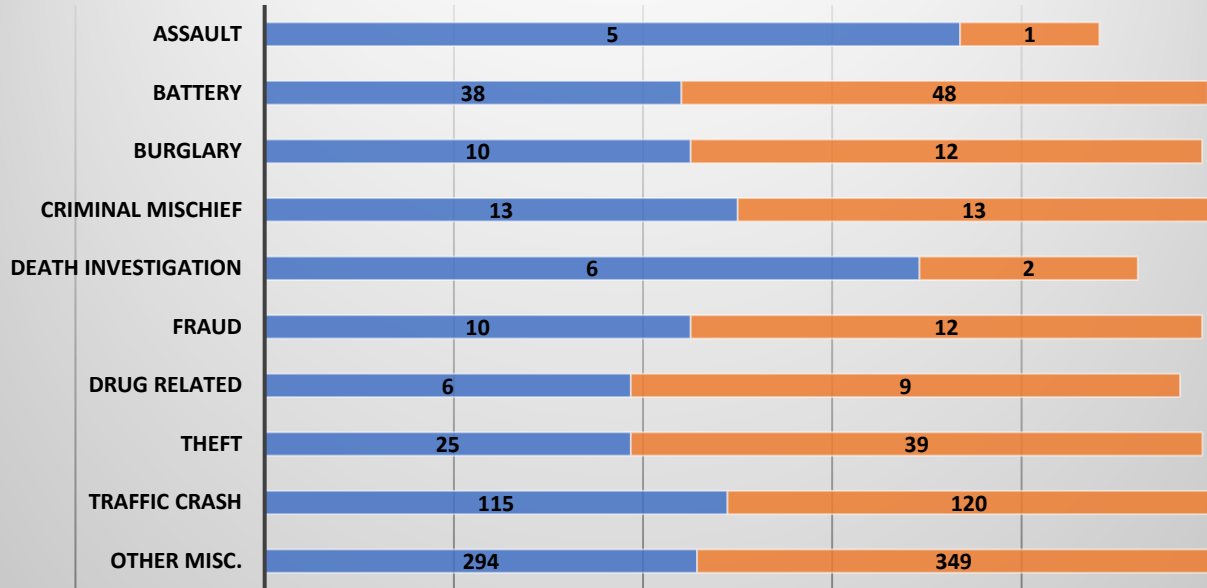
Officers completed 605 police reports and 160 arrests were made. Compared to October 2023, police reports increased by 15.9% and arrests increased by 30%.

A total of 577 traffic stops (including e-bikes, stand-up scooters, bicycles, golf carts) were conducted. We issued 161 citations and 101 written warnings.

See graphs below for detailed information and comparisons to October 2023.

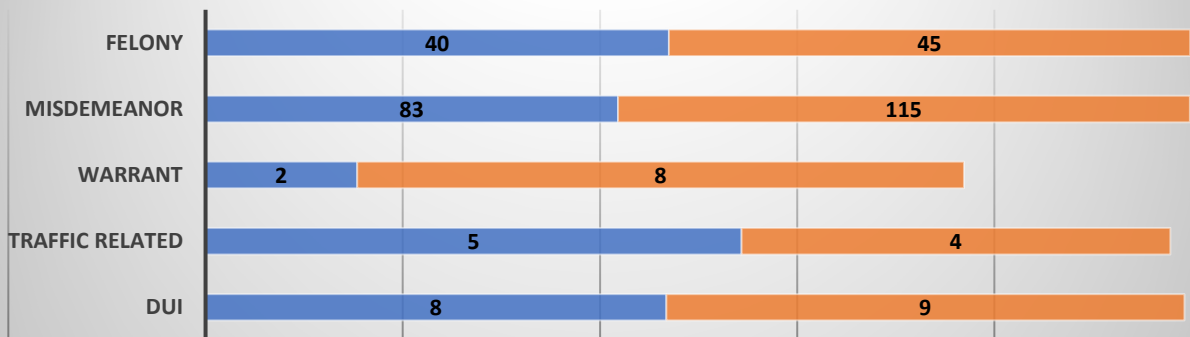


October Police Reports



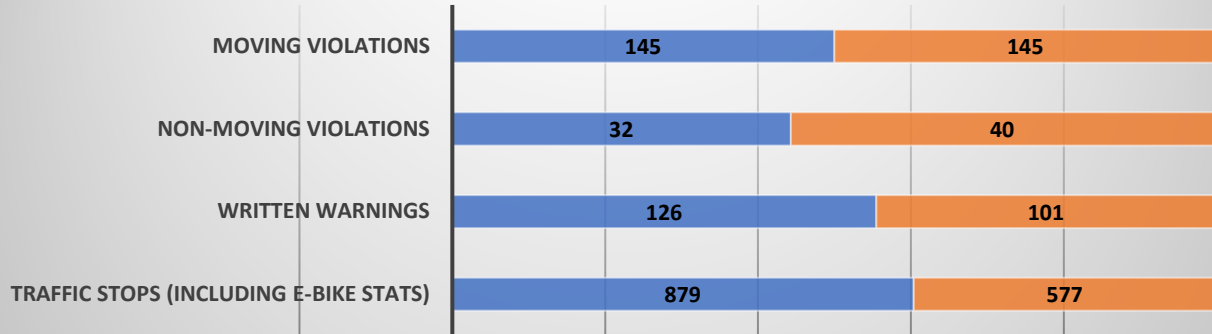
| | Other Misc. | Traffic Crash | Theft | Drug Related | Fraud | Death Investigation | Criminal Mischief | Burglary | Battery | Assault |
|---------------------|-------------|---------------|-------|--------------|-------|---------------------|-------------------|----------|---------|---------|
| ■ 2023 | 294 | 115 | 25 | 6 | 10 | 6 | 13 | 10 | 38 | 5 |
| ■ 2024 | 349 | 120 | 39 | 9 | 12 | 2 | 13 | 12 | 48 | 1 |
| % Increase/Decrease | 18.7% | 4.3% | 56.0% | 50.0% | 20.0% | -66.7% | 0.0% | 20.0% | 26.3% | -80.0% |

October Arrests



| | DUI | Traffic Related | Warrant | Misdemeanor | Felony |
|---------------------|-------|-----------------|---------|-------------|--------|
| ■ 2023 | 8 | 5 | 2 | 83 | 40 |
| ■ 2024 | 9 | 4 | 8 | 115 | 45 |
| % Increase/Decrease | 12.5% | -20.0% | 300.0% | 38.6% | 12.5% |

Ocotber Traffic Stops, Citations Issued, & Written Warnings



| | Traffic Stops (Including E-Bike Stats) | Written Warnings | Non-Moving Violations | Moving Violations |
|---------------------|--|------------------|-----------------------|-------------------|
| ■ 2023 | 879 | 126 | 32 | 145 |
| ■ 2024 | 577 | 101 | 40 | 145 |
| % Increase/Decrease | -34.4% | -19.8% | 25.0% | 0.0% |