



Monthly Transit Department Report

To: Todd Stoughton
Interim City Manager

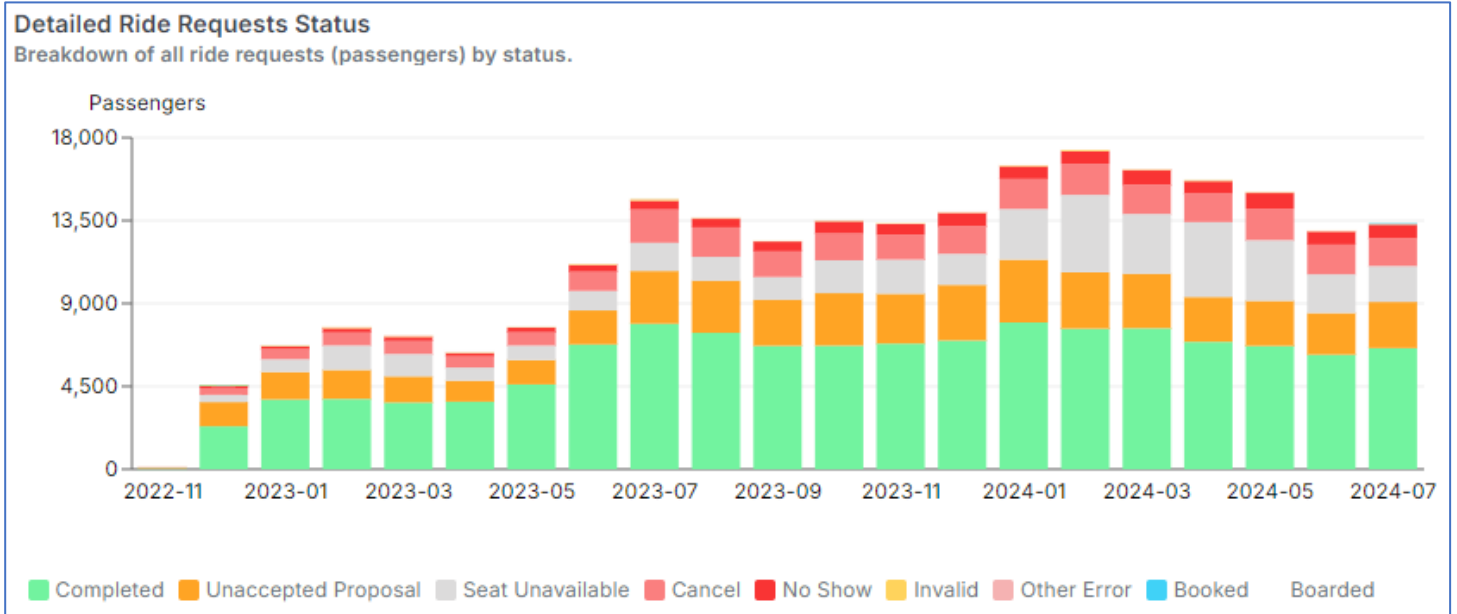
Date: August 8, 2024

From: Rod Delostrinos
Director of Transportation

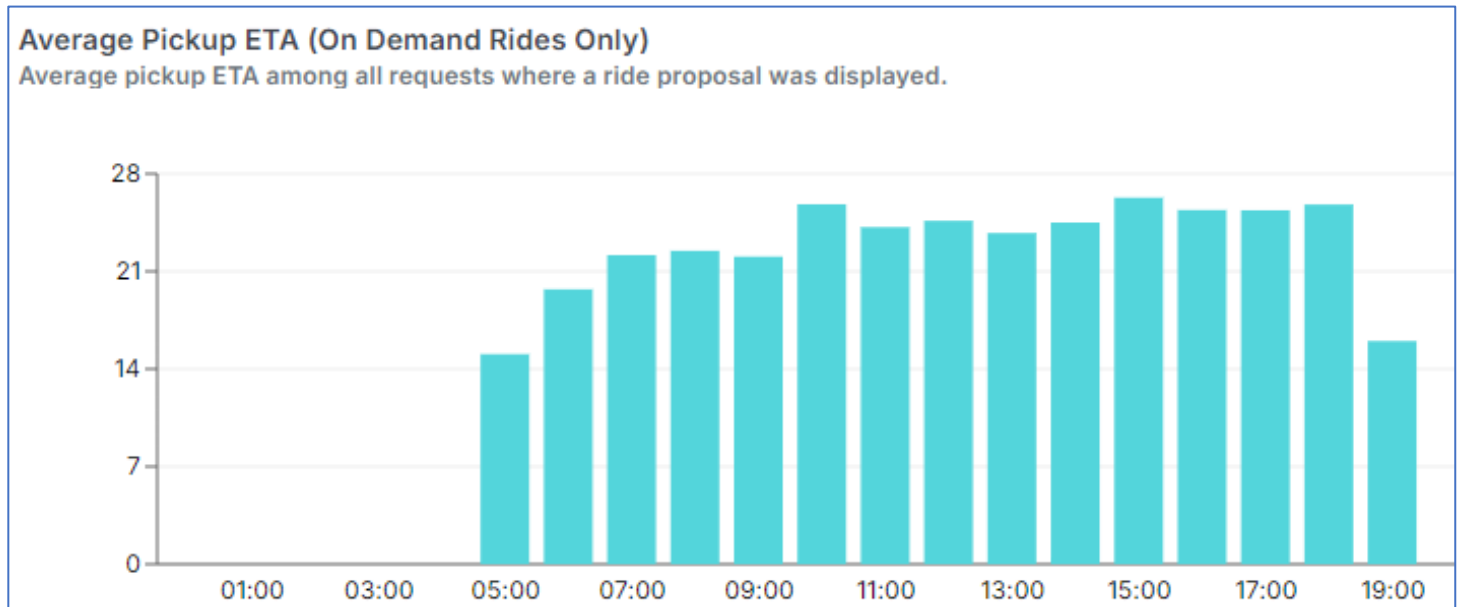
Subject: July 2024 Transit Department Report

- Total System Ridership Past 30 Days: **25,967 (Increase of 14% from last month (22,796))**
- Duval Loop is the highest performing route this month with a ridership of **10,348**.
- Lower Keys Shuttle Ridership has increased since last month (882 more riders).
- Workforce Express ridership has decreased with 224 less riders.
- Total Number of customers who have installed Key West Rides App: **13,331**.
- Completed **120,783** on Key West Rides- On Demand Transit since launch November 30, 2022.
- Public bus tracking map is now available on the kwtransit.com website and the downloadable Passio Go App.
- Continued revamping kwtransit.com website. Anticipated "Go Public" date September 2024.
- Employee Continued Service July 2024
 - Laura Bohdan Bus Operator 11 Years
 - Rasek Valdes Certified Mechanic 5 Years
 - Jean J. Desrosiers Bus Operator 5 Years
 - Tamara Toroni Non-CDL Operator 3 Years
 - Alex Perez Bus Operator Temp 1 Year
 - Junior Willy Transit Vehicle Helper 1 Year
- Key West 10-Year Transit Development Plan is collecting final data. Present to Commission September 2024.
- Budget request presented to City Commission.

KEY WEST RIDES ON-DEMAND TRANSIT SERVICE KEY PERFORMANCE INDICATORS

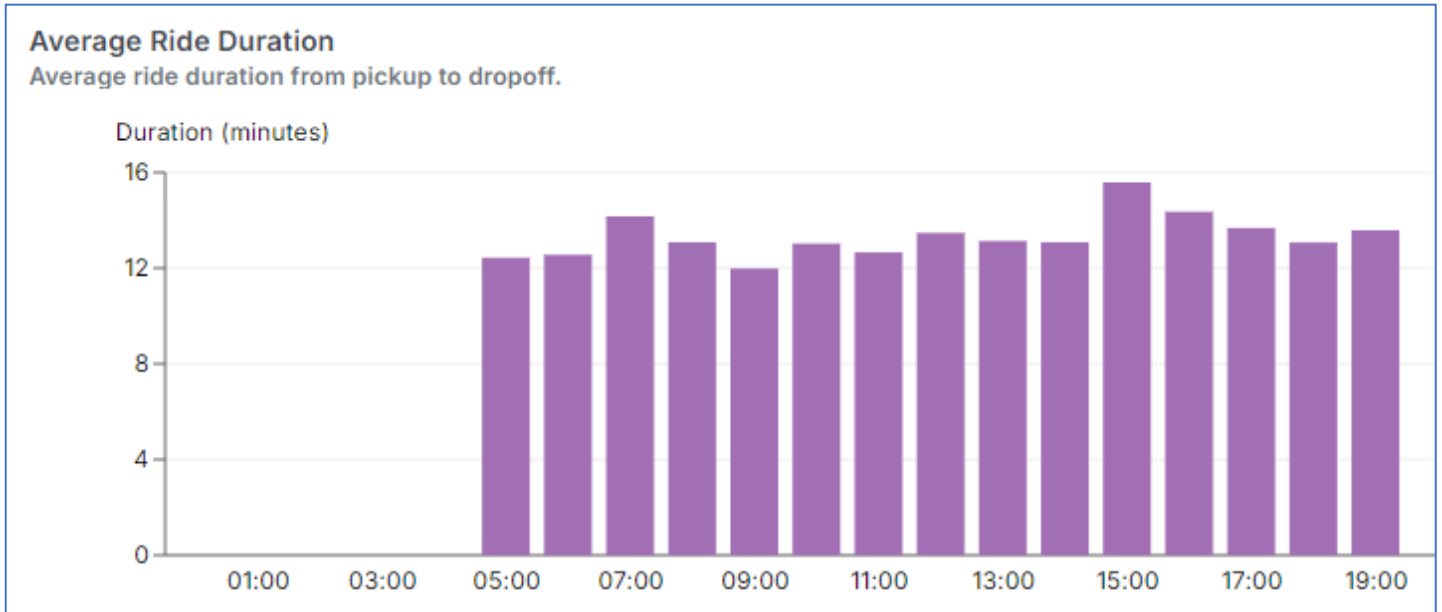


(Since November 30, 2022) Out of 202,988 people who received a ride proposal, only 120,823 chose to book and complete a ride.

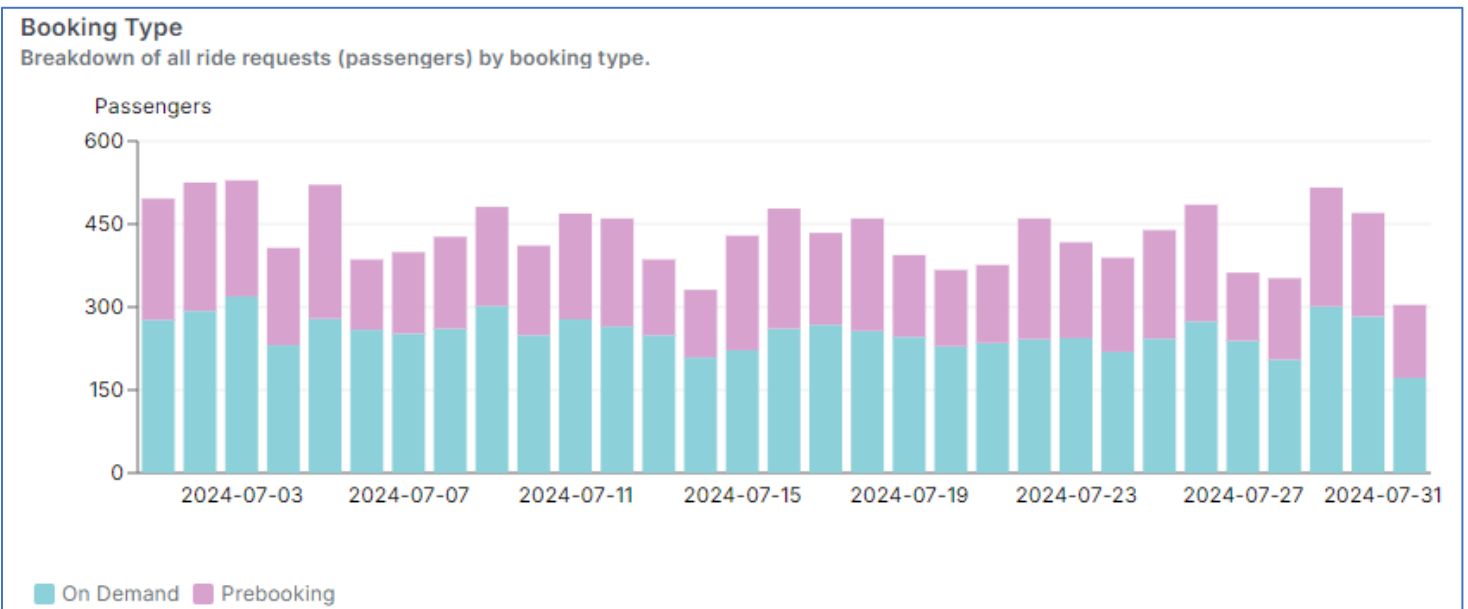


July 2024: The average wait time once a person receives a ride proposal is currently 26 minutes.

KEY WEST RIDES ON-DEMAND TRANSIT SERVICE KEY PERFORMANCE INDICATORS (CONTINUED)



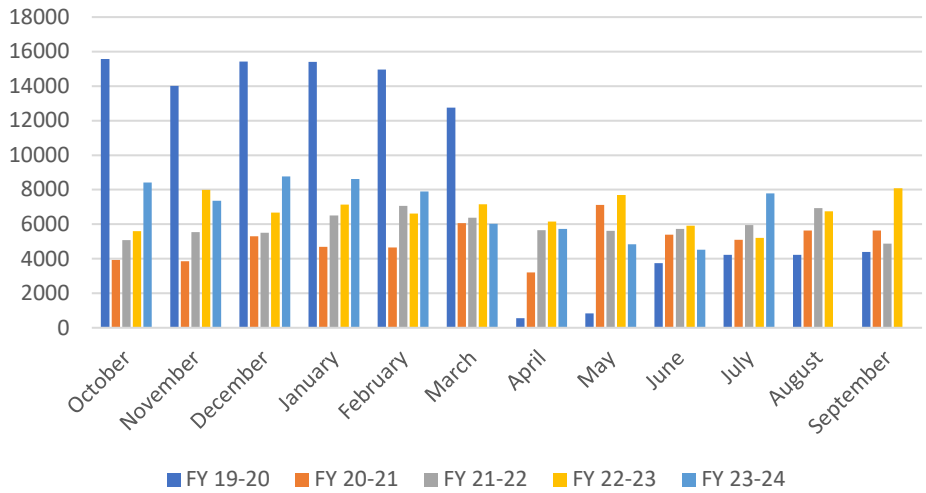
July 2024: Once the bus arrives, the average passenger trip time takes 13 minutes.



July 2024: The majority of riders are using On Demand feature (60%).

RIDERSHIP MONTHLY SUMMARY BY SERVICE FOR 5 FISCAL YEARS

Total City Routes Ridership 5-Year



City Route History

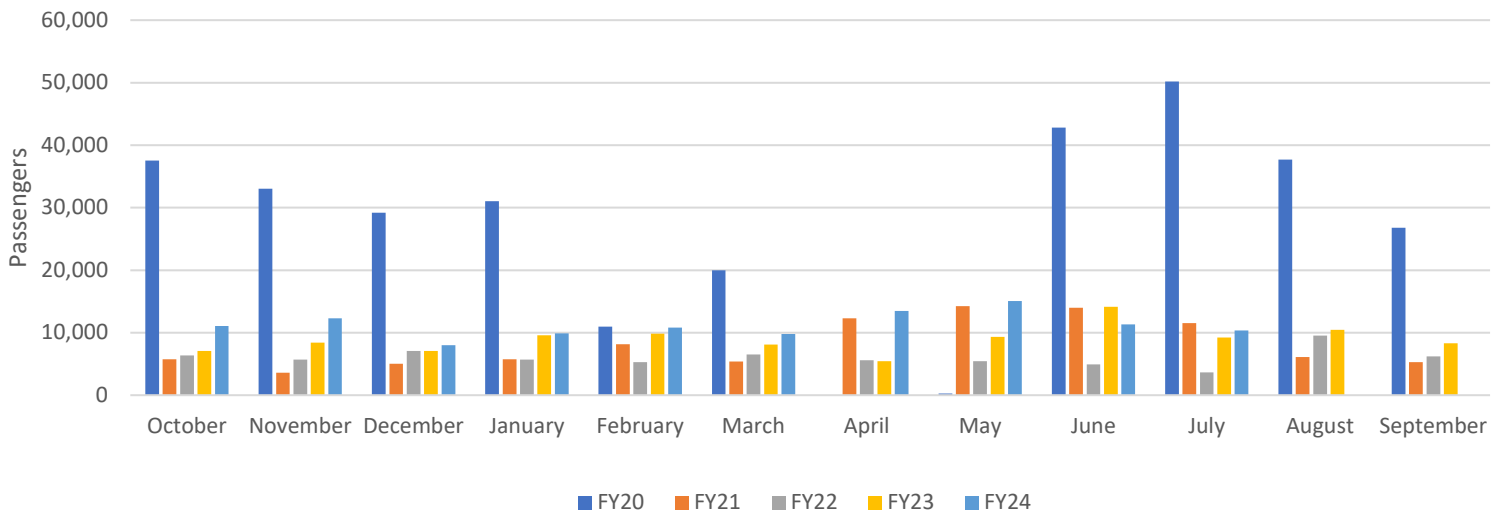
Red/ Blue/ Green/ Orange (Ended April 2020)

North Line/ South Line (May 2020- June 2023)

Key West Rides (Started Nov 30, 2022)

Work Force Express (Started June 2023)

Duval Loop Ridership 5 Years



RIDERSHIP MONTHLY SUMMARY BY SERVICE FOR 5 FISCAL YEARS (CONTINUED)

