



Monthly Building Department Report

To: Brian Barroso, City Manager

Date: July 17, 2025

From: Building Department Director

Subject: June 2025 Building Department Report

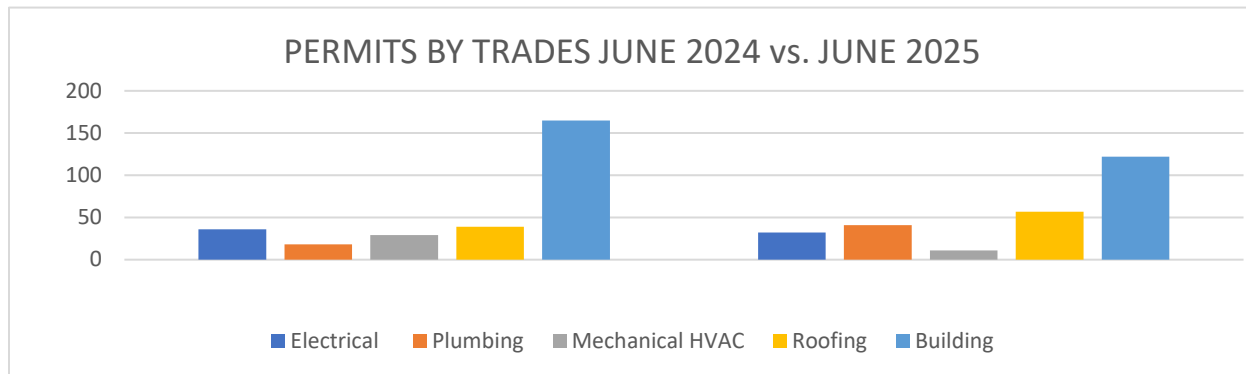
- **Permits**

- 274 Permit Applications Received
 - 263 Permits Issued
 - 27 Information Required
 - 37 Permits Ready for Pickup
 - 3 Permits Approved with Conditions
 - 6 Building Review
 - 10 Permits Completed
 - 4 Void
- Total permit projects valuations \$8,351,906.11
- Total permit fees charged- \$352,308.78
- Total permit fees paid- \$311,688.03
- Total fees pending- \$287,866
- 207 Permits finalized.
- 7 Permits expired in June.
- Outstanding permit fees are \$295,835.40 for permit status "Ready for Pickup" in the month of June.

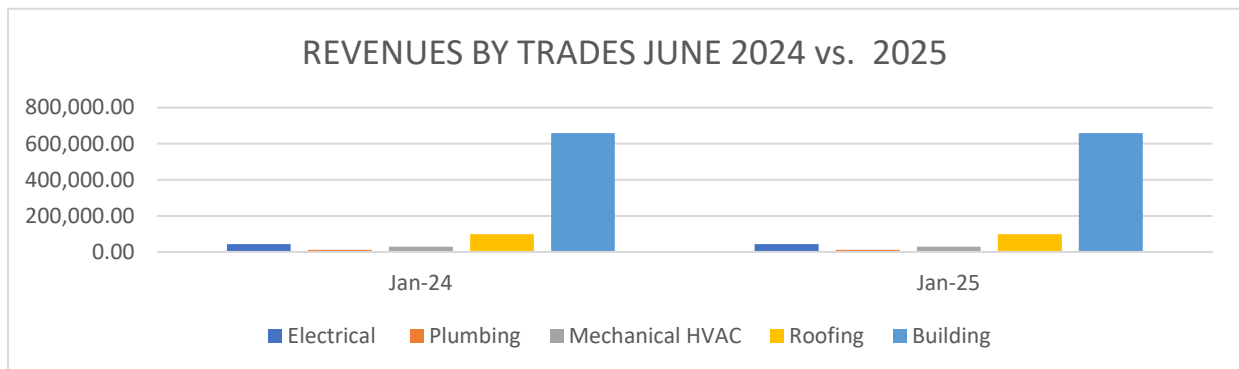
- **Inspections**

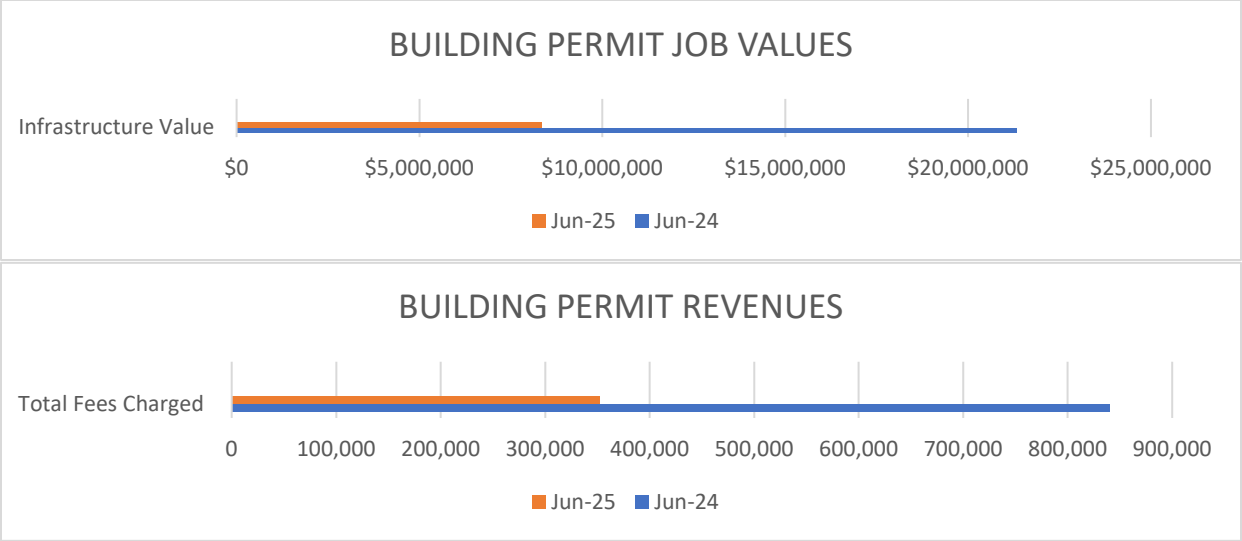
- 606 Complete Inspections
 - 149 completed by Private Providers (Owner's Option)
 - 154 Edward Keane
 - 4 "Building Inspector"
 - 12 Fire Department
 - 8 Harc inspector
 - 59 Rick Milelli
 - 5 Ron Wampler
 - 136 Tarin Wright
- 390 Inspections requested

- 349 were approved
- 22 partial approval
- 24 disapproved
- 28 were cancelled
- 5 no access given
- 21 N/A



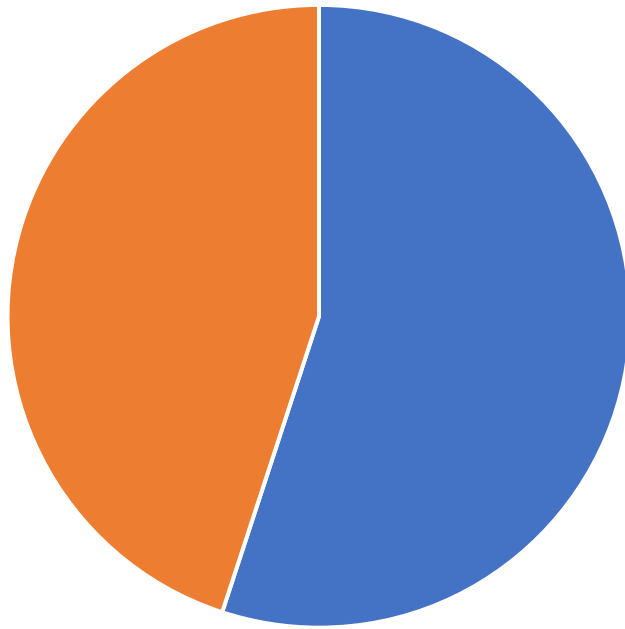
JUNE 2025 vs. JUNE 2024





DATES	# OF ELECTRICAL	# OF PLUMBING PERMITS	# OF MECHANICAL HVAC	# OF ROOFING PERMITS	# OF BUILDING PERMITS	TOTAL PERMITS	INFRASTRUCTURE VALUE	%	TOTAL FEES CHARGED	%	
June 2025	32	41	11	57	122	263	8351906	-60 %	352308	-58%	
June 2024	36	18	29	39	165	287	21334902		\$840420.00		

June Outstanding Fee



■ Collected ■ Out Standing



Permits Issued - Summary by Type

City of Key West

Date Range Between 6/1/2025 and 6/30/2025

PERMIT TYPE	NUMBER OF PERMITS ISSUED	VALUATION	FEES CHARGED
ACCESSORY STRUCTURE	3	\$1,002,500.00	\$38,795.99
ADDITION	3	\$563,087.98	\$23,607.55
ALARM SYSTEM	1	\$7,045.00	\$697.26
AWNINGS	1	\$13,000.00	\$557.30
CARPORT	1	\$13,500.00	\$595.55
CHURCH OTHER RELIGIOUS	2	\$46,275.00	\$1,967.94
DECK	4	\$118,500.00	\$5,181.80
DEMO PARTIAL	4	\$15,000.00	\$968.17
ELECTRICAL	31	\$627,477.50	\$25,707.91
FENCE	14	\$80,100.00	\$3,897.70
FIRE SPRINKLER SYSTEM	3	\$119,350.00	\$5,022.53
FIRE SUPPRESSION	1	\$7,500.00	\$219.84
FOUNDATION	1	\$23,544.00	\$1,406.24
FOUNDATION REPAIR	1	\$19,103.00	\$1,223.14
FUEL GAS	1	\$0.00	\$0.00
MECHANICAL HVAC	11	\$243,635.00	\$10,417.36
OTHER STRUCTURE	1	\$10,000.00	\$440.96
PLUMBING	36	\$357,056.87	\$17,954.08
POOL	2	\$86,000.00	\$3,801.82
RENOVATION EXTERIOR	62	\$1,450,623.76	\$63,304.90
RENOVATION INTERIOR	21	\$2,226,244.00	\$89,079.58
ROOFING	57	\$1,317,364.00	\$57,014.86
SHUTTERS	1	\$3,000.00	\$177.92
SIGN NO ELECTRIC	1	\$2,000.00	\$268.38
Totals:	263	\$8,351,906.11	\$352,308.78



Permits Issued - Summary by Type

City of Key West

Date Range Between 6/1/2024 and 6/30/2024

PERMIT TYPE	NUMBER OF PERMITS ISSUED	VALUATION	FEES CHARGED
ACCESSORY STRUCTURE	1	\$114,000.00	\$6,249.08
DECK	6	\$264,550.00	\$12,057.84
DEMO OTHER	5	\$50,000.00	\$3,375.26
DEMO PARTIAL	1	\$2,200.00	\$298.29
DEMOLITION	1	\$15,000.00	\$622.01
DOCK	1	\$60,000.00	\$2,713.63
ELECTRIC SOLAR	3	\$294,844.65	\$11,739.35
ELECTRICAL	33	\$692,658.00	\$31,368.19
FENCE	13	\$206,008.00	\$5,221.65
FIRE SPRINKLER SYSTEM	4	\$122,990.00	\$5,669.79
FIRE SUPPRESSION	1	\$14,962.30	\$786.96
FOUNDATION	3	\$185,580.00	\$9,094.58
FUEL GAS	2	\$61,050.00	\$801.07
HARC	9	\$105,650.00	\$585.74
MECHANICAL HOOD	3	\$15,500.00	\$1,134.52
MECHANICAL HVAC	29	\$593,470.37	\$29,319.01
PLUMBING	18	\$893,946.07	\$11,171.88
POOL	12	\$610,600.00	\$28,383.60
POOL RESURFACING	5	\$79,400.00	\$2,950.36
RENOVATION EXTERIOR	72	\$8,864,061.36	\$400,575.51
RENOVATION INTERIOR	22	\$993,682.00	\$44,230.42
ROOFING	39	\$3,843,949.00	\$98,434.17
SEAWALL CONSTRUCTION OR REPAIR	1	\$1,960,000.00	\$82,693.46
SHUTTERS	1	\$9,800.00	\$585.63
SIGN NO ELECTRIC	1	\$1,000.00	\$391.54
SITE WORK	1	\$1,280,000.00	\$49,966.63
Totals:	287	\$21,334,901.75	\$840,420.17